

THE **POWER**
IN YOUR
ENGINE



2018
2019
2020

BUS • TRUCK • AGRICULTURAL
HEAVY DUTY • INDUSTRIAL ENGINES

KAMYON • OTOBÜS • ÇEKİCİ ARAÇLAR
TRAKTÖR • İŞ MAKİNALARI
ENDÜSTRİYEL MOTORLAR

ZENITMAK®

ENGINE PARTS



YENMAK

ENGINE PARTS




Since 2003, Yenmak products can be packed according to the format shown below and taken place in the market. Find detailed information in the below about packaging



Be the first to reach the product thanks to special label.



Traceability number




Integrated 3D safety hologram on the box for the aim of ensuring product safety.




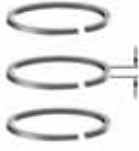
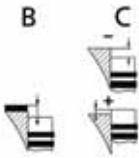

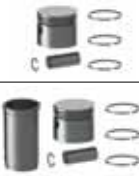
Box bottom safety label with the purpose of product safety ensurance.

BUREAU VERITAS Certification



ISO 14001
ISO / TS 16949
BUREAU VERITAS
Certification



	Type				
---	------	---	--	---	---

60,000

MERCEDES BENZ OM457 / Voith-Nr: LP 490

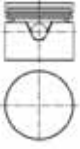




K

1 Cyl

cc

kW

(ps)

	11-01115-000 CH 25,000 TL 50,000		91-09108-000 1 2,000  P 2 2,000  P 3 3,000  P		Ø 60,000	31-03115-000
	14,00x53,00					

	K=65,40 L=81,00 H=7,00 D=88,00	CF		O-Ring/Seal 55-50920-000 1 FPM 64,00x3,00 1 FPM 67,00x3,00	51-95174-000 52-95174-000	71-08871-000 72-08871-000
--	---	----	--	--	-------------------------------------	-------------------------------------

75,000

SCANIA(HAVA SOGUTMALI 15W37 WB15)

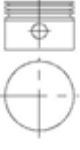




K

2 Cyl

SCANIA(SU SOGUTMALI 15.5W31 WB31)

K

2 Cyl

	11-01910-000 CH 32,200 TL 52,800		91-09910-000 1 2,385  P 2 2,385  P 3 3,947  P		Ø 75,000 Ø 75,250 Ø 75,500 Ø 75,750 Ø 76,000	31-03910-000 31-03910-010 31-03910-020 31-03910-030 31-03910-040
	15,88x60,40					

75,000

DAF









K 1960

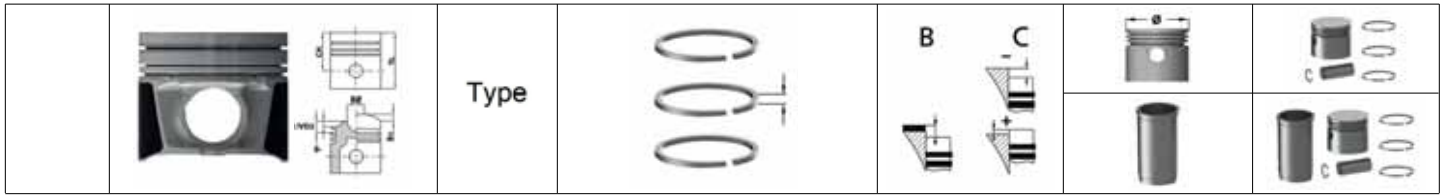
2 Cyl

VOLVO

K 1960

1 Cyl

	11-01911-000 CH 31,000 TL 60,000		91-09011-000 1 2,000  P 2 2,000  P 3 4,000  P		Ø 75,000 Ø 75,250 Ø 75,500	31-03911-000 31-03911-025 31-03911-050
	18,00x62,90		99-09011-000 1 2,000  P 2 2,000  P 3 4,000  P			39-03911-000 39-03911-025 39-03911-050



75,000

DAF	K	1960	2 Cyl
VOLVO	K	1960	1 Cyl

 11-02802-000 CH 28,000 TL 57,000 15,00x50,00		91-09011-000 1 2,000 2 2,000 3 4,000		Ø 75,000 Ø 75,250 Ø 75,500 Ø 75,750 Ø 76,000	31-04802-000 31-04802-025 31-04802-050 31-04802-075 31-04802-100
		99-09011-000 1 2,000 2 2,000 3 4,000			

78,000

KOMPRESSOR	K		1 Cyl
R.V.I BERLIET MIDR 06.23.06 A41	K		1 Cyl

 11-02926-000 CH 31,000 TL 60,000 18,00x63,00		91-09926-000 1 2,500 2 2,500 3 4,000		Ø 78,000	31-04926-000
--	--	--	--	----------	--------------

82,000


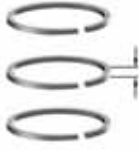
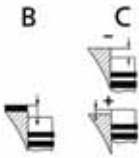

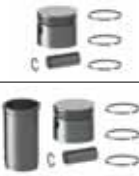
IVECO	K		2 Cyl
-------	---	--	-------

 11-02855-000 CH 28,500 TL 52,100 14,00x72,00		91-09752-000 1 2,500 P 2 2,500 P 3 4,000 P		Ø 82,000 Ø 82,500	31-04855-000 31-04855-050
--	--	---	--	----------------------	------------------------------

85,000

MERCEDES BENZ OM 457 LA Euro 3	K		1 Cyl
MERCEDES BENZ OM 457 LA Euro 4	K		1 Cyl

 11-01607-000 CH 33,300 TL 59,000 19,05x60,00		91-09607-000 1 2,000 2 2,000 3 4,000		Ø 85,000 Ø 85,250 Ø 85,500 Ø 85,750 Ø 86,000	31-03607-000 31-03607-025 31-03607-050 31-03607-075 31-03607-100
--	--	--	--	--	--







	Type				
---	------	---	--	---	---

86,000

IVECO CURSOR 10-13

K

1 Cyl







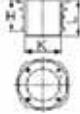
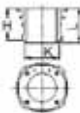
 	11-01107-000 CH 26,500 TL 56,800		91-09113-000 1 2,000  P 2 2,000  P 3 3,000  P		Ø 86,000 Ø 86,250 Ø 86,500 Ø 86,750 Ø 87,000	31-03107-000 31-03107-025 31-03107-050 31-03107-075 31-03107-100
	18,00x63,00					

88,000

MERCEDES BENZ OM 366 LA

K

1 Cyl








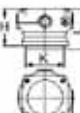
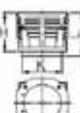
 	11-02801-000 CH 31,500 TL 65,600		91-09116-000 1 2,500  P 2 2,500  P 3 4,000  P		Ø 88,000 Ø 88,250 Ø 88,500 Ø 88,750 Ø 89,000	31-04801-000 31-04801-025 31-04801-050 31-04801-075 31-04801-100
	18,00x63,00					
	K=95,00 L=97,00 H=85,00	CF			51-95184-000	71-08838-000
	K=95,00 L=98,50 H=91,00	CF			51-96164-000	71-08851-000

90,000

MERCEDES BENZ LP490

K

1 Cyl

 	11-01618-000 CH 35,000 TL 57,500		91-09618-000 1 2,500  P 2 2,500  P 3 2,500  P 4 4,000  P		Ø 90,000 Ø 90,100 Ø 90,500 Ø 91,000	31-03618-000 31-03618-010 31-03618-050 31-03618-100
	20,00x60,00					
	K=95,00 L=104,00 H=94,00	CF			51-95626-000	71-07618-000
	K=95,00 L=104,00 H=94,00	CF			51-95627-000	71-07617-000

		Type					
--	--	------	--	--	--	--	--

90,000

D 2530,2538,2555,2556,2566

K

1 Cyl

	11-01619-000 CH 35,000 TL 57,500		91-09618-000 1 2,500 2 2,500 3 4,000		Ø 90,000 Ø 90,100 Ø 90,500 Ø 91,000	31-03619-000 31-03619-010 31-03619-050 31-03619-100
	20,00x60,00					

	K=95,00 L=104,00 H=94,00	CF			51-95626-000	71-07619-000
--	--------------------------------	----	--	--	---------------------	---------------------

	K=95,00 L=104,00 H=94,00	CF			51-95627-000	71-07010-000
--	--------------------------------	----	--	--	---------------------	---------------------

92,000

FORD NHDD

K

1 Cyl

MAN D2066 KOMPRESOR

K

1 Cyl

	11-01101-000 CH 31,000 TL 67,900		91-09123-000 1 2,500 2 2,500 3 4,000		Ø 92,000 Ø 92,250 Ø 92,500 Ø 92,750 Ø 93,000	31-03101-000 31-03101-025 31-03101-050 31-03101-075 31-03101-100
	18,00x63,00					

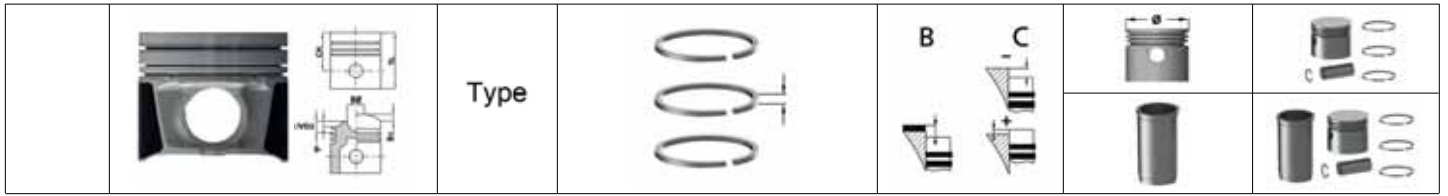
92,000

MERCEDES BENZ OM457 / Voith-Nr: LP 490

K

1 Cyl

	11-01119-000 CH 31,050 TL 60,950		1 2,500 2 2,500 3 3,000		Ø 92,000	31-03119-000
	18,00x63,00					
	K=98,00 L=122,00 H=7,00 D=126,00	CF		O-Ring/Seal 55-50921-000 1 FPM 98,00x3,00	51-95179-000 52-95179-000	71-08872-000 72-08872-000







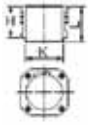
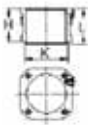
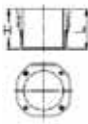
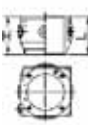
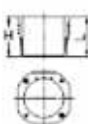
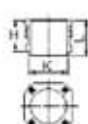


100,000

MERCEDES BENZ OM501 HAVA KOMP.

K 1996

1 Cyl

 11-02712-000 CH 30,400 TL 52,200  20,00x50,00		Type	 91-09620-000 1 2,500  CR 2 2,500  P 3 4,000  P		Ø 100,000	31-04712-000
	K=106,00 L=101,00 H=89,00	CF			51-95180-000	71-08848-000
	K=106,00 L=91,00 H=84,00	CF			51-95181-000	71-08836-000
	K=115,00 L=102,70 H=102,70	CF			51-95188-000	71-08835-000
	L=102,00 H=102,00	WS			51-95576-000	71-08842-000
	K=115,00 L=102,00 H=102,00	CF			51-95622-000	71-08622-000
	K=106,00 L=101,00 H=89,00	CF			51-95623-000	71-08623-000

100,000

MAN KOMP.

K 1996


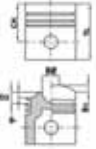
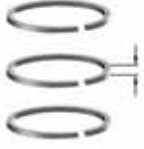
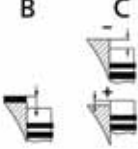


1 Cyl

MERCEDES BENZ OM442-501-502-541-542






K




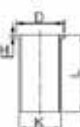





1 Cyl


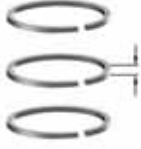






	11-02752-000 CH 30,400 TL 52,200 20,00x50,00		91-09122-000 1 2,500 P 2 2,500 P 3 3,000 CrP		Ø 100,000	31-04752-000
	K=106,00 L=101,00 H=89,00	CF			51-95180-000	71-08849-000
	K=106,00 L=91,00 H=84,00	CF			51-95181-000	71-08837-000
	K=115,00 L=102,70 H=102,70	CF			51-95188-000	71-08834-000
	L=102,00 H=102,00	WS			51-95576-000	71-08843-000
	K=115,00 L=102,00 H=102,00	CF			51-95622-000	71-08822-000
	K=106,00 L=101,00 H=89,00	CF			51-95623-000	71-08824-000

		Type				
---	---	------	---	--	---	---

137,000
8210.42L. D 1993 6 Cyl







	11-02825-000 CH 92,000 B- 21,000 BØ 83,800 TL 157,000  50,00x115,00	AP YS HA PDB	91-09854-000 1 4,000  CR 2 3,000  CR 3 5,500  CR		Ø 137,000	31-04825-000
Astra ve Iveco ile Ortak Motor						


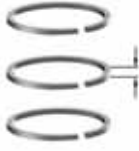






	K=143,00 L=282,00 H=6,05 D=147,00	DF-PH			51-35418-000	71-07421-000
	K=143,02 L=282,00 H=6,05 D=147,00	DF-PH +0,02			51-35418-002	
	K=143,05 L=282,00 H=6,05 D=147,00	DF-PH +0,05			51-35418-005	
	K=143,25 L=282,00 H=6,05 D=147,00	DF-PH +0,25			51-35418-025	
	K=143,50 L=282,00 H=6,05 D=147,00	DF-PH +0,50			51-35418-050	
	K=143,00 L=282,00 H=6,05 D=149,00	DF			51-35447-000	71-07422-000
	K=143,05 L=282,00 H=6,05 D=149,00	DF +0,05			51-35447-005	
	K=143,25 L=282,00 H=6,05 D=149,00	DF +0,25			51-35447-025	
	K=143,50 L=282,00 H=6,05 D=149,00	DF +0,50			51-35447-050	

	<p>Type</p>		<p>B</p> 	<p>C</p> 		
						

84,000








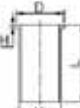

403D-15T / 15G / 17 Euro 3 D 3 Cyl 1496cc 13-30kW (18-41ps)

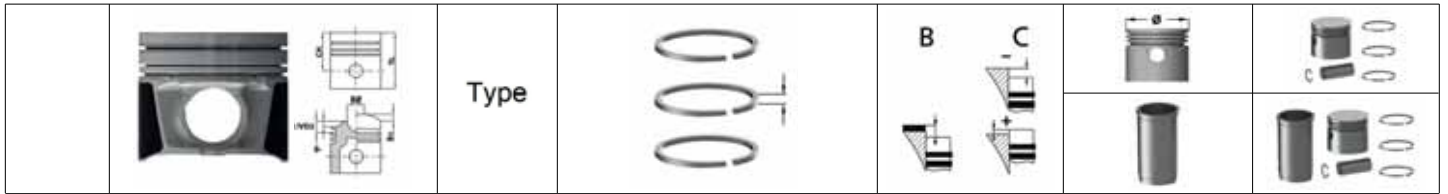
  	<p>11-02959-000 CH 47,700 VD1 1,600 B- 1,600 TL 87,700</p>	<p>91-09769-000 1 2,000  CR 2 1,500  CrP 3 3,000  CR</p>	<p>Ø 84,000 Ø 84,500</p>	<p>31-04959-000 31-04959-050</p>
	<p>28,00x72,00</p>		<p>Atlas Copco ve Perkins ile Ortak Motor</p>	

	Type		 		
					

103,180

10.220	D	1961	1974	4 Cyl	3611cc	49-55kW	(66-74ps)
5, J 330	D	1961	1983	6 Cyl	5417cc	73-82kW	(100-111ps)

 <p>11-01310-000 CH 71,500 B- 21,500 BØ 52,900 TL 118,240</p>  34,93x88,10			<p>91-09310-000</p> <p>1 2,385  CrP</p> <p>2 2,385  P</p> <p>3 2,385  P</p> <p>4 4,747  P</p> <p>5 4,747  P</p>		<p>Ø 103,180</p> <p>Ø 103,680</p> <p>Ø 103,930</p> <p>Ø 104,180</p>	<p>31-03310-000</p> <p>31-03310-020</p> <p>31-03310-030</p> <p>31-03310-040</p>
 <p>K=108,05 L=216,30 H=6,00 D=111,12</p>	DS				51-65310-000	
 <p>K=108,50 L=216,30 H=6,00 D=111,12</p>	DS +0,50				51-65310-050	


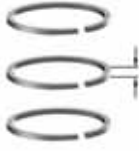
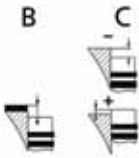

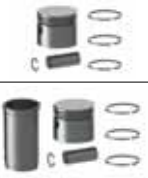





98,000	
4.98 NV	D 1974 4 Cyl 3770cc 46-55kW (62-72ps)
6.98 DV / NV	D 1972 6 Cyl 5665cc 71-85kW (97-115ps)

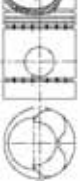






<p>11-01338-000 CH 68,200 VD1 2,400 B- 25,000 BØ 56,000 TL 116,300</p> <p>34,93x82,50</p>	<p>91-09338-000</p> <p>1 2,385 CrP 2 2,385 P 3 2,385 P 4 6,350 CrP 5 4,747 P</p>	0/+0,20	Ø 98,000	31-03338-000
<p>K=108,18 L=221,60 H+F=8,89+0,89 D=117,10</p>	WF-PH		51-05338-050	
<p>K=108,70 L=221,60 H+F=9,50+0,89 D=117,60</p>	WF-PH +0,50		51-05340-000	71-07340-000
<p>K=116,00 L=222,00 H+F=20,00+0,80 D=123,65</p>	WF-OS			









100,000	
1042	D 3 Cyl 2800cc 32kW (44ps)
OEE	D 4 Cyl 3770cc 44kW (60ps)

<p>11-01339-000 CH 70,300 B- 27,000 BØ 57,000 TL 121,000</p> <p>34,93x84,50</p>	<p>91-09339-000</p> <p>1 3,947 CR 2 2,385 P 3 2,385 P 4 6,335 CR 5 6,335 P</p>		Ø 100,000	31-03339-000
<p>K=110,62 L=221,60 H+F=8,90+0,80 D=117,05</p>	WF-OS		51-05345-000	71-07146-000
<p>K=116,00 L=222,00 H+F=20,00+0,80 D=123,65</p>	WS		51-05346-000	71-07341-000

	<p>Type</p>		<p>B</p> 	<p>C</p> 		
						

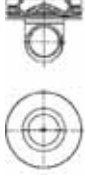

146,000

Buldozer Heavy Duty		D	8 Cyl	cc	kW	(ps)
 <p>11-02405-000 CH 132,500 VD1 7,600 B- 25,000 BØ 104,500 TL 208,000</p>  <p>60,00x119,60</p>	<p>91-09405-000</p> <p>1 4,500  CrP</p> <p>2 2,500  P</p> <p>3 2,500  P</p> <p>4 6,500  CrP</p> <p>5 6,500  CrP</p>				Ø 146,000	31-04405-000

	<p>Type</p>		<p>B</p> 	<p>C</p> 		
						

105,000






3116 D Cyl

	<p>11-01175-000 CH 59,157 B- 17,600 BØ 59,000 TL 87,000</p>  40,00x85,09	<p>PDB</p> <p>STEEL PISTON</p>	<p>1 3,000</p> <p>2 3,000</p> <p>3 4,000</p>	<p>Ø 105,000</p>	

114,300

3204 10.4L D

3204 5.2L D

	<p>11-01194-000 CH 58,930 B- 20,930 BØ 63,500 TL 93,230</p>  38,10x81,40	<p>AP</p>	<p>91-09198-000</p> <p>1 3,160  MoP</p> <p>2 2,778  CR</p>	<p>Ø 114,300</p>	<p>31-03194-000</p>
	<p>K=119,14 L=196,85</p>	<p>DS</p>		<p>51-65355-000</p>	

	Type			
--	-------------	--	--	--

120,650

3304 / 3306

D

	11-01022-000 CH 74,000 VD1 2,000 B- 17,900 BØ 85,000 TL 130,000	DAP	1 3,175 2 3,175 3 4,000		Ø 120,650	31-03022-000
	43,18x94,80					

120,650

3304

D

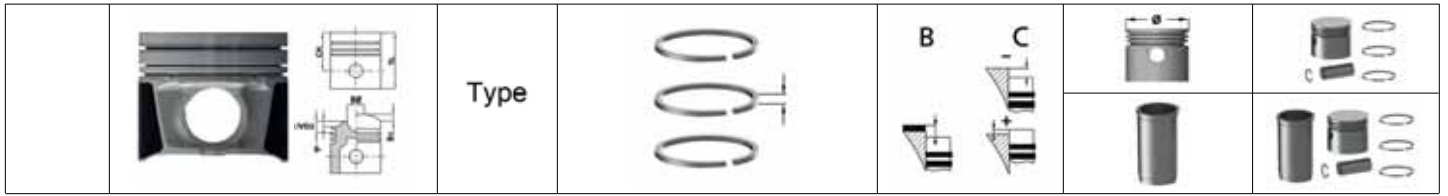
4 Cyl 7000cc

3306

D

6 Cyl 10500cc

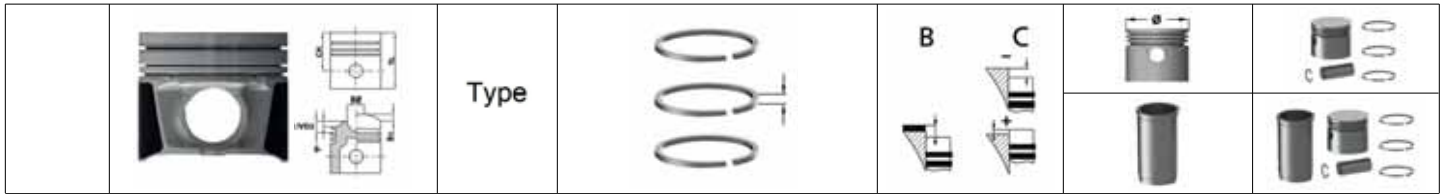
	11-01204-000 CH 73,900 VD1 6,670 VD2 7,250 B- 14,200 BØ 101,600 TL 115,050	DAP	91-09204-000 1 3,160 CrP 2 2,385 CrP 3 5,535 CrP	-0,45/+0,06	Ø 120,650	31-03204-000
	38,12x95,00					
	K=134,45 L=255,00 H+F=11,30+1,00 D=144,70	WF-OS			51-05258-000	71-07205-000
	K=134,40 L=255,00 H+F=10,30+1,00 D=142,80	WF-HR		O-Ring/Seal 55-50911-000 1 NBR 130,00x132,20x6,00 3 NBR 117,00x4,00	51-05331-000 52-05331-000	71-07113-000 72-07113-000
	K=134,40 L=255,00 H+F=10,30+1,00 D=142,80	WF		O-Ring/Seal 55-50911-000 1 NBR 130,00x132,20x6,00 3 NBR 117,00x4,00	51-05352-000 52-05352-000	71-07204-000 72-07204-000
	K=139,00 L=255,00 H+F=15,00+1,00 D=146,00	WF-OS			51-05358-000	71-07047-000



120,650

D 3306 D 6 Cyl 10500cc 78-147kW (106-200ps)

<p>11-01209-000 CH 73,910 VD1 2,030 B- 19,700 BØ 85,090 TL 129,910</p> <p>43,18x94,90</p>	<p>DAP</p>	<p>91-09205-000 1 3,120 CrP 2 3,120 CrP 3 3,160 CrP</p>	<p>-0,45/+0,06</p>	<p>Ø 120,650</p>	<p>31-03209-000</p>
	<p>K=134,45 L=255,00 H+F=11,30+1,00 D=144,70</p>	<p>WF-OS</p>		<p>51-05258-000</p>	<p>71-07206-000</p>
	<p>K=134,40 L=255,00 H+F=10,30+1,00 D=142,80</p>	<p>WF-HR</p>	<p>O-Ring/Seal 55-50911-000 1 NBR 130,00x132,20x6,00 3 NBR 117,00x4,00</p>	<p>51-05331-000 52-05331-000</p>	<p>71-07122-000 72-07122-000</p>
	<p>K=134,40 L=255,00 H+F=10,30+1,00 D=142,80</p>	<p>WF</p>	<p>O-Ring/Seal 55-50911-000 1 NBR 130,00x132,20x6,00 3 NBR 117,00x4,00</p>	<p>51-05352-000 52-05352-000</p>	<p>71-07209-000 72-07209-000</p>
	<p>K=139,00 L=255,00 H+F=15,00+1,00 D=146,00</p>	<p>WF-OS</p>		<p>51-05358-000</p>	<p>71-07005-000</p>



120,650
 D 3306 D 6 Cyl 10500cc 78-147kW (106-200ps)

	<p>11-01210-000 CH 73,910 VD1 2,030 B- 19,700 BØ 85,090 TL 129,910</p> <p> 43,18x94,90</p>	<p>DAP</p>	<p>91-09210-000 1 3,120 CrP 2 3,120 CrP 3 4,000 CrP</p>		<p>Ø 120,650</p>	<p>31-03210-000</p>
	<p>K=134,45 L=255,00 H+F=11,30+1,00 D=144,70</p>	<p>WF-OS</p>			<p>51-05258-000</p>	<p>71-07207-000</p>
	<p>K=134,40 L=255,00 H+F=10,30+1,00 D=142,80</p>	<p>WF-HR</p>		<p>O-Ring/Seal 55-50911-000 1 NBR 130,00x132,20x6,00 3 NBR 117,00x4,00</p>	<p>51-05331-000 52-05331-000</p>	<p>71-07120-000 72-07120-000</p>
	<p>K=134,40 L=255,00 H+F=10,30+1,00 D=142,80</p>	<p>WF</p>		<p>O-Ring/Seal 55-50911-000 1 NBR 130,00x132,20x6,00 3 NBR 117,00x4,00</p>	<p>51-05352-000 52-05352-000</p>	<p>71-07210-000 72-07210-000</p>
	<p>K=139,00 L=255,00 H+F=15,00+1,00 D=146,00</p>	<p>WF-OS</p>			<p>51-05358-000</p>	<p>71-07121-000</p>

	Type				
--	-------------	--	--	--	--

120,650

3304	D	4 Cyl	7000cc	46-97kW	(62-130ps)
3306	D	6 Cyl	10500cc	78-147kW	(106-200ps)

	11-01211-000 CH 73,900 VD1 6,670 VD2 7,250 B- 14,200 BØ 101,600 TL 115,050 38,12x95,00	DAP	91-09204-000 1 3,160 CrP 2 2,385 CrP 3 5,535 CrP		Ø 120,650	31-03211-000
	K=134,45 L=255,00 H+F=11,30+1,00 D=144,70	WF-OS			51-05258-000	71-07208-000
	K=134,40 L=255,00 H+F=10,30+1,00 D=142,80	WF-HR		O-Ring/Seal 55-50911-000 1 NBR 130,00x132,20x6,00 3 NBR 117,00x4,00	51-05331-000 52-05331-000	71-07115-000 72-07115-000
	K=134,40 L=255,00 H+F=10,30+1,00 D=142,80	WF		O-Ring/Seal 55-50911-000 1 NBR 130,00x132,20x6,00 3 NBR 117,00x4,00	51-05352-000 52-05352-000	71-07211-000 72-07211-000
	K=139,00 L=255,00 H+F=15,00+1,00 D=146,00	WF-OS			51-05358-000	71-07114-000

125,000

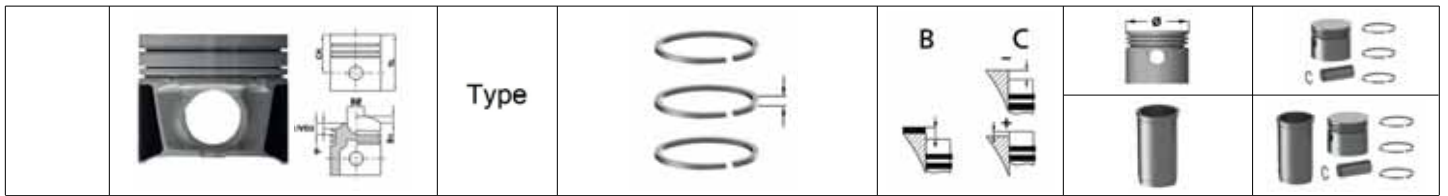
C10	D	6 Cyl	cc	kW	(ps)
-----	---	-------	----	----	------

	11-01025-000 CH 70,050 B- 14,600 BØ 90,000 TL 104,250	PDB	1 4,000 2 3,000 3 4,000		Ø 125,000	
		STEEL PISTON				

129,540








C12	D	6 Cyl			
-----	---	-------	--	--	--

	11-01026-000 CH 69,550 B- 16,000 BØ 94,800 TL 105,500	PDB	1 4,000 2 3,000 3 4,000		Ø 129,540	
		STEEL PISTON				



137,160








340614.6L D 8 Cyl

  	<p>11-02547-000 CH 88,000 B- 18,000 BØ 94,000 TL 138,100</p> <p> 50,80x112,00</p>	DAP	<p>91-09553-000</p> <p>1 3,969  Mo 2 3,175  CR 3 3,175  CrP</p>	Ø 137,160	31-04547-000
--	---	-----	---	-----------	---------------------

137,160








340614.6L D 8 Cyl 14600cc 261kW (355ps)

340818.0L D 8 Cyl 18000cc 317kW (431ps)

  	<p>11-02548-000 CH 88,000 B- 16,750 BØ 94,000 TL 138,100</p> <p> 50,80x112,00</p>	DAP	<p>91-09553-000</p> <p>1 3,969  Mo 2 3,175  CR 3 3,175  CrP</p>	Ø 137,160	31-04548-000
---	--	-----	---	-----------	---------------------








137,160

3408 / 18.0L1099CID D 8 Cyl 18000cc 231kW (314ps)

  	<p>11-02549-000 CH 88,000 B- 16,100 BØ 94,000 TL 138,100</p> <p> 50,80x112,00</p>	DAP	<p>91-09553-000</p> <p>1 3,969  Mo 2 3,175  CR 3 3,175  CrP</p>	Ø 137,160	31-04549-000
--	---	-----	---	-----------	---------------------








137,160

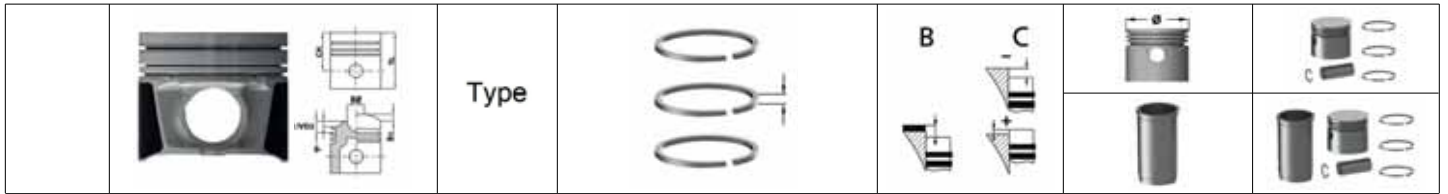
3406 / 14.6893CID D 8 Cyl 14600cc 261-317kW (355-431ps)

  	<p>11-02550-000 CH 88,000 B- 18,500 BØ 94,000 TL 138,100</p> <p> 50,80x112,00</p>	DAP	<p>91-09553-000</p> <p>1 3,969  Mo 2 3,175  CR 3 3,175  CrP</p>	Ø 137,160	31-04550-000
--	---	-----	---	-----------	---------------------

137,160

3406 / 14.6893CID D 8 Cyl 14600cc 213-246kW (289-335ps)

  	<p>11-02551-000 CH 88,000 B- 17,800 BØ 94,000 TL 138,100</p> <p> 50,80x112,00</p>	DAP	<p>91-09553-000</p> <p>1 3,969  Mo 2 3,175  CR 3 3,175  CrP</p>	Ø 137,160	31-04551-000
--	---	-----	---	-----------	---------------------



137,160

3406 Turbo Intercooled	D	6 Cyl	cc	kW	(ps)
3408 Turbo Intercooled	D	8 Cyl	cc	kW	(ps)
3412 Turbo Intercooled	D	12 Cyl	cc	kW	(ps)

<p>11-02553-000 CH 87,930 B- 17,900 BØ 94,000 TL 137,300</p> <p>50,80x112,00</p>	DAP	<p>91-09553-000</p> <p>1 3,969 Mo</p> <p>2 3,175 CR</p> <p>3 3,175 CrP</p>	-1,80/-2,10	Ø 137,160	31-04553-000
<p>K=153,65 L=274,50 H+F=8,90+1,00 D=165,15</p>	WF-CR			51-05329-000	71-08554-000
<p>K=153,65 L=274,50 H+F=8,90+1,00 D=165,15</p>	WF-HR			51-05349-000	71-08553-000

137,160


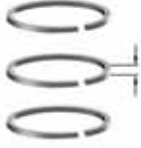






3406 / 14.6L893 CID crown gallery cooled	D	8 Cyl			
--	---	-------	--	--	--

<p>11-02630-000 CH 88,100 B- 20,000 BØ 94,000 TL 138,100</p> <p>50,80x112,00</p>	DAP YS	<p>91-09553-000</p> <p>1 3,969 Mo</p> <p>2 3,175 CR</p> <p>3 3,175 CrP</p>		Ø 137,160	31-04630-000

146,050






D13000	D	1954	8 Cyl	20400cc
D339	D	1954	8 Cyl	13620cc
D375D	D	1954	8 Cyl	27250cc
D397D	D	1954	8 Cyl	40800cc

<p>11-02556-000 CH 131,700 VD1 6,730 B- 21,870 BØ 128,500 TL 207,980</p> <p>60,71x120,30</p>	DAP	<p>91-09615-000</p> <p>1 3,947 CR</p> <p>2 3,947 CR</p> <p>3 6,335 CR</p>	0,6	Ø 146,050	31-04556-000
<p>K=168,07 L=382,50 H+F=12,70+1,00 D=177,40</p>	WF			51-05368-000	71-08556-000

	<p>Type</p>		<p>B</p> 	<p>C</p> 		
						

99,000






F32 MNT Euro 3 D 4 Cyl 3200cc 53-65kW (72-88ps)






	<p>11-02827-000 CH 62,500 B- 19,900 BØ 50,000 TL 93,000</p>	<p>AP</p>	<p>91-09692-000 1 2,500  CdC 2 2,000  CK 3 2,500 </p>	<p>Ø 99,000 Ø 99,400</p>	<p>31-04827-000 31-04827-040</p>
	<p> 36,00x81,00</p>		<p>Claas ve Fiat / Iveco ile Ortak Motor</p>		

	<p>K=103,00 L=174,00 H=5,00 D=105,00</p>	<p>DS</p>	<p>51-65750-000</p>
--	--	-----------	----------------------------

105,000






1104D-E44T Euro 3 D 4 Cyl 4400cc 55-75kW (75-102ps)

	<p>11-02963-000 CH 70,116 B- 15,700 BØ 76,600 TL 108,050</p>	<p>AP</p>	<p>91-09771-000 1 3,000  CK 2 2,500  P 3 3,000 </p>	<p>Ø 105,000</p>	<p>31-04963-000</p>
	<p> 39,70x86,00</p>		<p>Claas ve Perkins ile Ortak Motor</p>		

	Type				
---	------	---	--	---	---






94,000

ISF2.8	D	4 Cyl	cc	kW	(ps)
--------	---	-------	----	----	------

 11-02969-000 CH 48,700 B- 16,300 BØ 51,900 TL 76,000  34,50x73,00	AP YS	91-09365-000		St	Ø 94,000 Ø 94,500	31-04969-000 31-04969-050
		1 2,500				
		2 2,000		P		
		3 3,000		CrP		






102,000

6BT 5.9L E17	D	6 Cyl			
--------------	---	-------	--	--	--

 11-01362-000 CH 71,580 B- 22,100 BØ 51,400 TL 105,390  40,00x83,00	AP	91-09370-000			Ø 102,000 Ø 102,500	31-03362-000 31-03362-050
		1 3,000				
		2 2,350		P		
		3 4,000		CrP		

102,000






4B 3.9 C Euro 2	D	4 Cyl	3900cc		
4BT 3.9 Euro 2	D	4 Cyl	3900cc		
4BTA 3.9 Euro 2	D	4 Cyl	3900cc		
6B 5.9 C Euro 2	D	6 Cyl	5883cc		
6BT / 6BTA 5.9 Euro 2	D	6 Cyl	5883cc		

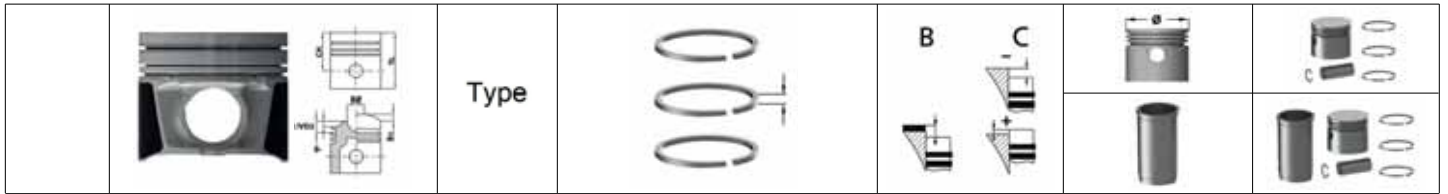
 11-01363-000 CH 71,560 B- 17,700 BØ 59,100 TL 105,360  40,00x75,68	AP	91-09370-000			Ø 102,000 Ø 102,500	31-03363-000 31-03363-050
		1 3,000				
		2 2,350		P		
		3 4,000		CrP		

Cummins ve Volvo ile Ortak Motor

102,000

ISB 135 / 150 / 170 Euro 3	D	4 Cyl	3900cc	99-125kW	(135-170ps)
ISB 185 / 220 / 250 / 275 Euro 3	D	6 Cyl	5900cc	136-202kW	(185-275ps)






 11-01365-000 CH 71,400 B- 18,500 BØ 56,500 TL 105,200  40,00x83,00	AP	91-09370-000			Ø 102,000 Ø 102,500 Ø 103,000	31-03365-000 31-03365-020 31-03365-040
		1 3,000				
		2 2,350		P		
		3 4,000		CrP		



102,000






4B 3.9C Euro2	D	4 Cyl	3900cc	55-60kW	(75-82ps)
4BT 3.9 Euro2	D	4 Cyl	3900cc	60-82kW	(82-111ps)
4BTA 3.9 Euro2	D 1991	4 Cyl	3900cc	82-97kW	(111-132ps)
6B 5.9C / 6BTA 5.9 Euro2	D	6 Cyl	5880cc	86-132kW	(115-177ps)
6BT 5.9 Euro2	D 1991	6 Cyl	5880cc	86-132kW	(115-177ps)

<p>11-01370-000 CH 71,560 B- 17,600 BØ 59,150 TL 105,360</p> <p> 40,00x75,80</p>	AP	<p>91-09370-000</p> <p>1 3,000 CR 2 2,350 P 3 4,000 CrP</p>	+0,33/+0,66	<p>Ø 102,000 Ø 102,500 Ø 103,000</p>	<p>31-03370-000 31-03370-020 31-03370-040</p>
<p>K=137,50 L=246,60 H+F=12,00+0,60 D=149,00</p>	WF-PH			51-05573-000	71-07368-000
<p>K=106,07 L=204,00 H+F=4,05+0,80 D=109,00</p>	DF			51-35328-000	71-07369-000
<p>K=104,62 L=200,00</p>	DF			51-35333-000	71-07370-000
<p>K=106,07 L=204,00 H+F=4,05+0,80 D=109,00</p>	DS			51-65370-000	
<p>K=106,50 L=204,00 H+F=5,05+0,80 D=109,50</p>	DS +0,50			51-65370-050	
<p>K=107,07 L=204,00 H+F=5,05+0,80 D=110,00</p>	DS +1,00			51-65370-100	
<p>K=107,50 L=204,00 H+F=5,05+0,80 D=110,50</p>	DS +1,50			51-65370-150	

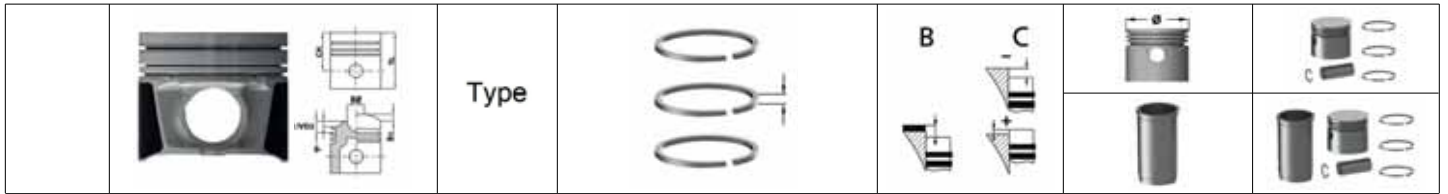
	Type				
---	------	---	--	---	---

102,000








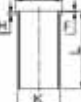
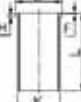
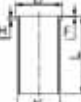
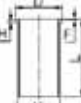


4BTA 3.9 Euro1	D	4 Cyl	3920cc	57-97kW	(78-132ps)
6BTA A5.9	D 1991	6 Cyl	5880cc	144kW	(193ps)

	11-01372-000 CH 71,560 B- 17,900 BØ 63,500 TL 105,360	AP	91-09370-000 1 3,000  CR 2 2,350  P 3 4,000  CrP	+0,33/+0,66	Ø 102,000 Ø 102,500 Ø 103,000	31-03372-000 31-03372-020 31-03372-040
	40,00x75,80	Cummins ve Daf ile Ortak Motor				

	K=106,07 L=204,00 H+F=4,05+0,80 D=109,00	DF			51-35328-000	71-07377-000
	K=104,62 L=200,00	DF			51-35333-000	71-07373-000
	K=106,07 L=204,00 H+F=4,05+0,80 D=109,00	DS			51-65370-000	
	K=106,50 L=204,00 H+F=5,05+0,80 D=109,50	DS +0,50			51-65370-050	
	K=107,07 L=204,00 H+F=5,05+0,80 D=110,00	DS +1,00			51-65370-100	
	K=107,50 L=204,00 H+F=5,05+0,80 D=110,50	DS +1,50			51-65370-150	
	K=104,62 L=200,00	DS			51-65373-000	
	K=105,06 L=200,00	DS +0,50			51-65373-050	



102,000
 B215 / 235.20 Euro2 D 2003 6 Cyl 5880cc kW (215-235ps)

 11-01374-000 CH 71,620 B- 22,000 BØ 51,250 TL 105,400  40,00x83,00	AP	91-09370-000 1 3,000  CR 2 2,350  P 3 4,000  CrP	+0,33/+0,66	Ø 102,000 Ø 102,500	31-03374-000 31-03374-050
	K=106,07 L=204,00 H+F=4,05+0,80 D=109,00	DF		51-35328-000	71-07387-000
	K=104,62 L=200,00	DF		51-35333-000	71-07374-000
	K=106,07 L=204,00 H+F=4,05+0,80 D=109,00	DS		51-65370-000	
	K=106,50 L=204,00 H+F=5,05+0,80 D=109,50	DS +0,50		51-65370-050	
	K=107,07 L=204,00 H+F=5,05+0,80 D=110,00	DS +1,00		51-65370-100	
	K=107,50 L=204,00 H+F=5,05+0,80 D=110,50	DS +1,50		51-65370-150	
	K=104,62 L=200,00	DS		51-65373-000	
	K=105,06 L=200,00	DS +0,50		51-65373-050	

	Type		B 	C 		
--	-------------	--	--------------	--------------	--	--

102,000

Strok Boyu 0,20mm Kisa Piston / Stroke Length 0,20mm Shorter Piston

				Cyl	cc	(ps)
	11-01374-001 CH 71,420 B- 22,000 BØ 51,250 TL 105,400	AP	91-09370-000 1 3,000 CR 2 2,350 P 3 4,000 CrP		Ø 102,000 Ø 102,500	31-03374-001 31-03374-051
	40,00x83,00	CH -0,20 mm				

102,000

ISB 160.10 Euro1

D 2002

ISBe4 185B

D 2002

	11-01377-000 CH 71,620 B- 20,700 BØ 54,000 TL 105,400	AP	91-09370-000 1 3,000 CR 2 2,350 P 3 4,000 CrP		Ø 102,000 Ø 102,500	31-03377-000 31-03377-050
	40,00x83,00					

102,000


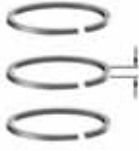
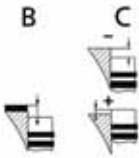


ISF2.8S	D	4 Cyl	2776cc	79-109kW	(107-148ps)
ISF3.8S	D	4 Cyl	3759cc	105-123kW	(143-154ps)

	11-02352-000 CH 73,900 B- 18,000 BØ 54,700 TL 108,900	AP YS	91-09370-000 1 3,000 CR 2 2,350 P 3 4,000 CrP		Ø 102,000	31-04352-000
	40,00x82,70					

102,000






IS B3.9L Euro3	D 2005	4 Cyl	3922cc	104-125kW	(140-168ps)
IS B5.9L Euro3	D 2003	6 Cyl	5833cc	164-184kW	(220-247ps)

	11-02353-000 CH 71,385 B- 18,550 BØ 56,500 TL 105,200	AP YS	91-09370-000 1 3,000 CR 2 2,350 P 3 4,000 CrP		Ø 102,000 Ø 102,500	31-04353-000 31-04353-050
	40,00x83,00					

	Type				
---	------	---	--	---	---

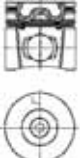




102,000

6BT Turbo D 1989 1998 6 Cyl 5880cc 119-160kW (162-218ps)

	11-02428-000 CH 71,600 B- 22,150 BØ 52,000 TL 105,500	DAP	91-09369-000 1 3,000  Mo 2 3,000  P 3 4,000  CrP		Ø 102,000	31-04428-000
	40,00x83,00					






107,000

QSB4.5 D 4 Cyl 4500cc 82-127kW (111-173ps)

	11-02356-000 CH 69,400 B- 22,450 BØ 54,000 TL 103,200	AP YS	91-09064-000 1 3,000  CK 2 2,500  P 3 3,500  CrP		Ø 107,000	31-04356-000
	40,00x90,50					






107,000

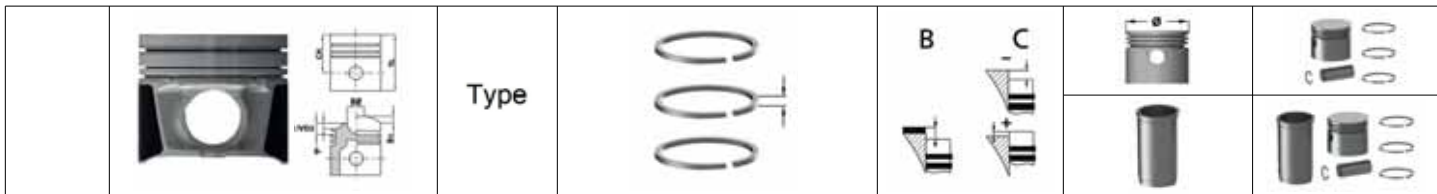
ISBE	D	4 Cyl	4500cc	kW	(ps)
ISDE	D	6 Cyl	6700cc	kW	(ps)

	11-02970-000 CH 69,400 B- 19,460 BØ 59,100 TL 102,900	AP YS	91-09064-000 1 3,000  CK 2 2,500  P 3 3,500  CrP		Ø 107,000	31-04970-000
	40,00x89,70					

114,000

ISL 9 D 6 Cyl 8270cc

	11-01364-000 CH 74,300 VD1 1,000 B- 22,200 BØ 80,300 TL 104,500		91-09371-000 1 3,500  CR 2 3,000  P 3 4,000  CR		Ø 114,000	31-03364-000
	45,00x90,85	STEEL PISTON				



114,000

6 CT, 6L Dongfeng L 340 D 6 Cyl 8298cc 250kW (340ps)

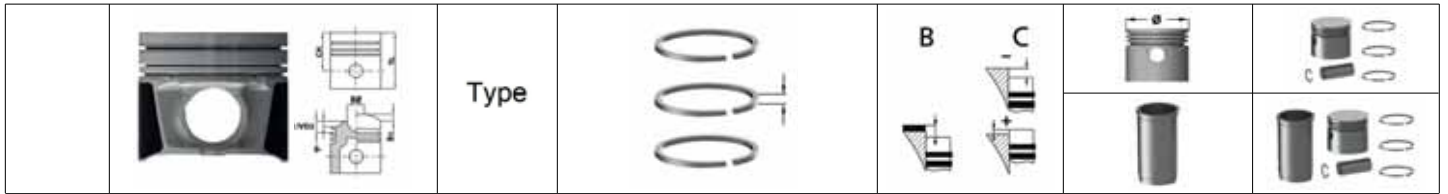
<p>11-01366-000 CH 74,250 VD1 0,950 B- 22,000 BØ 64,800 TL 111,500</p> <p>45,00x91,00</p>	<p>AP</p> <p>YS</p>	<p>91-09366-000</p> <p>1 3,500 CR</p> <p>2 3,000 P</p> <p>3 4,000 CR</p>		<p>Ø 114,000</p>	<p>31-03366-000</p>
	PDB				
<p>K=125,67 L=235,30 H+F=123,05+1,20 D=130,95</p>	WF-PH		<p>O-Ring/Seal</p> <p>55-50915-000 1 FPM 118,20x122,70x3,95</p>	<p>51-05325-000 52-05325-000</p>	<p>71-07396-000 72-07396-000</p>
<p>K=125,67 L=235,30 H+F=124,25+1,20 D=131,20</p>	WF-PH +1,20		<p>O-Ring/Seal</p> <p>55-50915-000 1 FPM 118,20x122,70x3,95</p>	<p>51-05325-120 52-05325-120</p>	
<p>K=125,67 L=235,30 H+F=124,55+1,20 D=131,20</p>	WF-PH +1,50		<p>O-Ring/Seal</p> <p>55-50915-000 1 FPM 118,20x122,70x3,95</p>	<p>51-05325-150 52-05325-150</p>	

114,000

6 CTAA D 6 Cyl 8267cc 194kW (263ps)

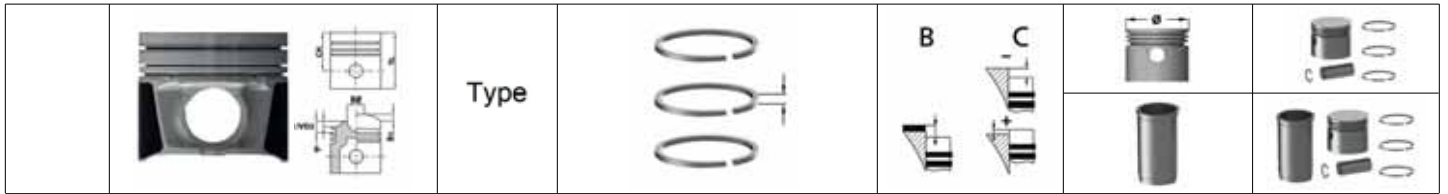
<p>11-01367-000 CH 78,820 B- 25,450 BØ 60,500 TL 120,320</p> <p>45,00x91,10</p>	DAP	<p>91-09371-000</p> <p>1 3,500 CR</p> <p>2 3,000 P</p> <p>3 4,000 CR</p>	<p>+0,20/+0,50</p>	<p>Ø 114,000</p>	<p>31-03367-000</p>
<p>K=125,67 L=235,30 H+F=123,05+1,20 D=130,95</p>	WF-CR		<p>O-Ring/Seal</p> <p>55-50915-000 1 FPM 118,20x122,70x3,95</p>	<p>51-05195-000 52-05195-000</p>	<p>71-07348-000 72-07348-000</p>
<p>K=125,67 L=235,30 H+F=124,25+1,20 D=131,20</p>	WF-CR +1,20		<p>O-Ring/Seal</p> <p>55-50915-000 1 FPM 118,20x122,70x3,95</p>	<p>51-05195-120 52-05195-120</p>	
<p>K=125,67 L=235,30 H+F=124,55+1,20 D=131,20</p>	WF-CR +1,50		<p>O-Ring/Seal</p> <p>55-50915-000 1 FPM 118,20x122,70x3,95</p>	<p>51-05195-150 52-05195-150</p>	

		Type				
	K=125,67 L=235,30 H+F=123,05+1,20 D=130,95	WF-PH		O-Ring/Seal 55-50915-000 1 FPM 118,20x122,70x3,95	51-05325-000 52-05325-000	71-07364-000 72-07364-000
	K=125,67 L=235,30 H+F=124,25+1,20 D=131,20	WF-PH +1,20		O-Ring/Seal 55-50915-000 1 FPM 118,20x122,70x3,95	51-05325-120 52-05325-120	
	K=125,67 L=235,30 H+F=124,55+1,20 D=131,20	WF-PH +1,50		O-Ring/Seal 55-50915-000 1 FPM 118,20x122,70x3,95	51-05325-150 52-05325-150	
	K=125,67 L=235,30 H+F=123,05+1,20 D=130,95	WF		O-Ring/Seal 55-50915-000 1 FPM 118,20x122,70x3,95	51-05326-000 52-05326-000	71-07363-000 72-07363-000
	K=125,67 L=235,30 H+F=124,25+1,20 D=131,20	WF +1,20		O-Ring/Seal 55-50915-000 1 FPM 118,20x122,70x3,95	51-05326-120 52-05326-120	
	K=125,67 L=235,30 H+F=124,55+1,20 D=131,20	WF +1,50		O-Ring/Seal 55-50915-000 1 FPM 118,20x122,70x3,95	51-05326-150 52-05326-150	
	K=125,67 L=238,20 H+F=123,09+1,25 D=133,00	WF		O-Ring/Seal 55-50915-000 1 FPM 118,20x122,70x3,95	51-05371-000 52-05371-000	71-07361-000 72-07361-000
	K=125,67 L=238,20 H+F=123,05+1,25 D=130,95	WF		O-Ring/Seal 55-50915-000 1 FPM 118,20x122,70x3,95	51-05372-000 52-05372-000	71-07357-000 72-07357-000
	K=125,67 L=238,20 H+F=124,25+1,25 D=131,20	WF +1,20		O-Ring/Seal 55-50915-000 1 FPM 118,20x122,70x3,95	51-05372-120 52-05372-120	
	K=125,67 L=238,20 H+F=124,55+1,25 D=131,20	WF +1,50		O-Ring/Seal 55-50915-000 1 FPM 118,20x122,70x3,95	51-05372-150 52-05372-150	




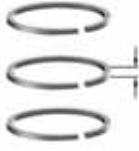







114,000
 6 CTA Euro1 D 6 Cyl 8298cc 160kW (214ps)

 11-01368-000 CH 79,020 B- 25,000 BØ 56,000 TL 120,520 45,00x91,10	DAP HA	91-09371-000 1 3,500 CR 2 3,000 P 3 4,000 CR	+0,20/+0,50	Ø 114,000	31-03368-000
 K=125,67 L=235,30 H+F=123,05+1,20 D=130,95	WF-CR		O-Ring/Seal 55-50915-000 1 FPM 118,20x122,70x3,95	51-05195-000 52-05195-000	71-07393-000 72-07393-000
 K=125,67 L=235,30 H+F=124,25+1,20 D=131,20	WF-CR +1,20		O-Ring/Seal 55-50915-000 1 FPM 118,20x122,70x3,95	51-05195-120 52-05195-120	
 K=125,67 L=235,30 H+F=124,55+1,20 D=131,20	WF-CR +1,50		O-Ring/Seal 55-50915-000 1 FPM 118,20x122,70x3,95	51-05195-150 52-05195-150	
 K=125,67 L=235,30 H+F=123,05+1,20 D=130,95	WF-PH		O-Ring/Seal 55-50915-000 1 FPM 118,20x122,70x3,95	51-05325-000 52-05325-000	71-07356-000 72-07356-000
 K=125,67 L=235,30 H+F=124,25+1,20 D=131,20	WF-PH +1,20		O-Ring/Seal 55-50915-000 1 FPM 118,20x122,70x3,95	51-05325-120 52-05325-120	
 K=125,67 L=235,30 H+F=124,55+1,20 D=131,20	WF-PH +1,50		O-Ring/Seal 55-50915-000 1 FPM 118,20x122,70x3,95	51-05325-150 52-05325-150	
 K=125,67 L=235,30 H+F=123,05+1,20 D=130,95	WF		O-Ring/Seal 55-50915-000 1 FPM 118,20x122,70x3,95	51-05326-000 52-05326-000	71-07366-000 72-07366-000
 K=125,67 L=235,30 H+F=124,25+1,20 D=131,20	WF +1,20		O-Ring/Seal 55-50915-000 1 FPM 118,20x122,70x3,95	51-05326-120 52-05326-120	
 K=125,67 L=235,30 H+F=124,55+1,20 D=131,20	WF +1,50		O-Ring/Seal 55-50915-000 1 FPM 118,20x122,70x3,95	51-05326-150 52-05326-150	








114,000
 6 CTA Euro1 D 6 Cyl 8298cc 160kW (214ps)

 11-01369-000 CH 79,020 B- 21,000 BØ 65,250 TL 120,520 45,00x91,10	DAP HA	91-09371-000 1 3,500 CR 2 3,000 P 3 4,000 CR	+0,20/+0,50	Ø 114,000	31-03369-000
	K=125,67 L=235,30 H+F=123,05+1,20 D=130,95	WF-CR	O-Ring/Seal 55-50915-000 1 FPM 118,20x122,70x3,95	51-05195-000 52-05195-000	71-07349-000 72-07349-000
	K=125,67 L=235,30 H+F=124,25+1,20 D=131,20	WF-CR +1,20	O-Ring/Seal 55-50915-000 1 FPM 118,20x122,70x3,95	51-05195-120 52-05195-120	
	K=125,67 L=235,30 H+F=124,55+1,20 D=131,20	WF-CR +1,50	O-Ring/Seal 55-50915-000 1 FPM 118,20x122,70x3,95	51-05195-150 52-05195-150	
	K=125,67 L=235,30 H+F=123,05+1,20 D=130,95	WF-PH	O-Ring/Seal 55-50915-000 1 FPM 118,20x122,70x3,95	51-05325-000 52-05325-000	71-07354-000 72-07354-000
	K=125,67 L=235,30 H+F=124,25+1,20 D=131,20	WF-PH +1,20	O-Ring/Seal 55-50915-000 1 FPM 118,20x122,70x3,95	51-05325-120 52-05325-120	
	K=125,67 L=235,30 H+F=124,55+1,20 D=131,20	WF-PH +1,50	O-Ring/Seal 55-50915-000 1 FPM 118,20x122,70x3,95	51-05325-150 52-05325-150	
	K=125,67 L=235,30 H+F=123,05+1,20 D=130,95	WF	O-Ring/Seal 55-50915-000 1 FPM 118,20x122,70x3,95	51-05326-000 52-05326-000	71-07353-000 72-07353-000
	K=125,67 L=235,30 H+F=124,25+1,20 D=131,20	WF +1,20	O-Ring/Seal 55-50915-000 1 FPM 118,20x122,70x3,95	51-05326-120 52-05326-120	
	K=125,67 L=235,30 H+F=124,55+1,20 D=131,20	WF +1,50	O-Ring/Seal 55-50915-000 1 FPM 118,20x122,70x3,95	51-05326-150 52-05326-150	

	Type		 		
					






114,000

Strok Boyu 0,20mm Kisa Piston / Stroke Length 0,20mm Shorter Piston

				Cyl	cc	kW	(ps)
	11-01369-001 CH 78,820 B- 21,000 BØ 65,250 TL 120,320	DAP HA	91-09371-000 1 3,500  CR 2 3,000  P 3 4,000  CR			Ø 114,000	31-03369-001
	45,00x91,10	CH -0,20 mm					

114,000










Strok Boyu 0,40mm Kisa Piston / Stroke Length 0,40mm Shorter Piston

	11-01369-002 CH 78,620 B- 21,000 BØ 56,000 TL 120,120	DAP HA	91-09371-000 1 3,500  CR 2 3,000  P 3 4,000  CR			Ø 114,000	31-03369-002
	45,00x91,10	CH -0,40 mm					

114,000

6CT 8.3 Euro 2

D

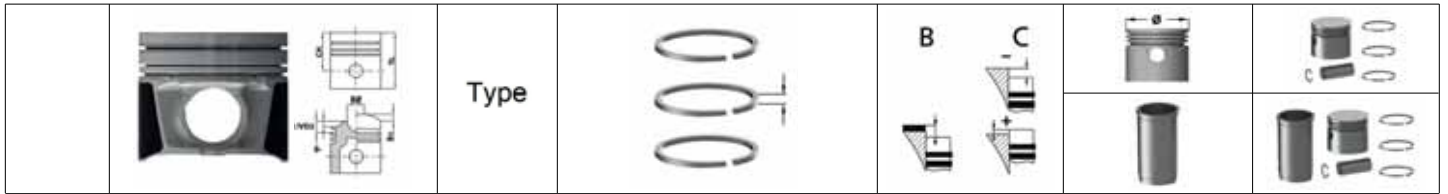
	11-01371-000 CH 78,820 B- 21,800 BØ 63,000 TL 120,320	DAP	91-09371-000 1 3,500  CR 2 3,000  P 3 4,000  CR	+0,20/+0,50		Ø 114,000	31-03371-000
	45,00x91,10						
	K=125,67 L=235,30 H+F=123,05+1,20 D=130,95	WF-CR		O-Ring/Seal 55-50915-000 1 FPM 118,20x122,70x3,95	51-05195-000 52-05195-000	71-07394-000 72-07394-000	
	K=125,67 L=235,30 H+F=124,25+1,20 D=131,20	WF-CR +1,20		O-Ring/Seal 55-50915-000 1 FPM 118,20x122,70x3,95	51-05195-120 52-05195-120		
	K=125,67 L=235,30 H+F=124,55+1,20 D=131,20	WF-CR +1,50		O-Ring/Seal 55-50915-000 1 FPM 118,20x122,70x3,95	51-05195-150 52-05195-150		
	K=125,67 L=235,30 H+F=123,05+1,20 D=130,95	WF-PH		O-Ring/Seal 55-50915-000 1 FPM 118,20x122,70x3,95	51-05325-000 52-05325-000	71-07376-000 72-07376-000	

		Type					
	K=125,67 L=235,30 H+F=124,25+1,20 D=131,20	WF-PH +1,20		O-Ring/Seal 55-50915-000 <small>1 FPM 118,20x122,70x3,95</small>		51-05325-120 52-05325-120	
	K=125,67 L=235,30 H+F=124,55+1,20 D=131,20	WF-PH +1,50		O-Ring/Seal 55-50915-000 <small>1 FPM 118,20x122,70x3,95</small>		51-05325-150 52-05325-150	
	K=125,67 L=235,30 H+F=123,05+1,20 D=130,95	WF		O-Ring/Seal 55-50915-000 <small>1 FPM 118,20x122,70x3,95</small>		51-05326-000 52-05326-000	71-07367-000 72-07367-000
	K=125,67 L=235,30 H+F=124,25+1,20 D=131,20	WF +1,20		O-Ring/Seal 55-50915-000 <small>1 FPM 118,20x122,70x3,95</small>		51-05326-120 52-05326-120	
	K=125,67 L=235,30 H+F=124,55+1,20 D=131,20	WF +1,50		O-Ring/Seal 55-50915-000 <small>1 FPM 118,20x122,70x3,95</small>		51-05326-150 52-05326-150	
	K=125,67 L=238,20 H+F=123,09+1,25 D=133,00	WF		O-Ring/Seal 55-50915-000 <small>1 FPM 118,20x122,70x3,95</small>		51-05371-000 52-05371-000	71-07371-000 72-07371-000
	K=125,67 L=238,20 H+F=123,05+1,25 D=130,95	WF		O-Ring/Seal 55-50915-000 <small>1 FPM 118,20x122,70x3,95</small>		51-05372-000 52-05372-000	71-07372-000 72-07372-000
	K=125,67 L=238,20 H+F=124,25+1,25 D=131,20	WF +1,20		O-Ring/Seal 55-50915-000 <small>1 FPM 118,20x122,70x3,95</small>		51-05372-120 52-05372-120	
	K=125,67 L=238,20 H+F=124,55+1,25 D=131,20	WF +1,50		O-Ring/Seal 55-50915-000 <small>1 FPM 118,20x122,70x3,95</small>		51-05372-150 52-05372-150	

114,000

Strok Boyu 0,20mm Kisa Piston / Stroke Length 0,20mm Shorter Piston

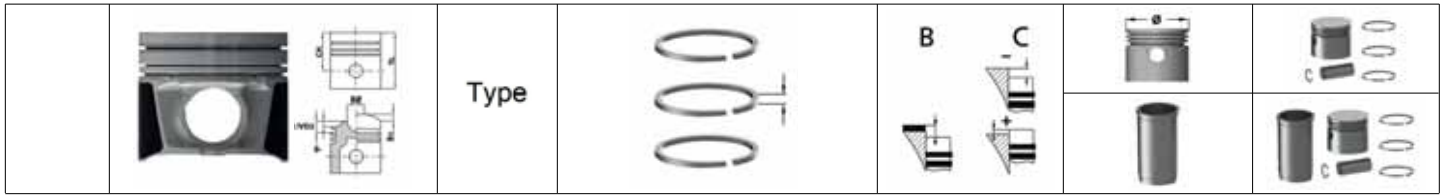
		DAP		Cyl	cc	kW	(ps)
	11-01371-001 CH 78,620 B- 21,800 BØ 63,000 TL 120,120		91-09371-000 1 3,500 CR 2 3,000 P 3 4,000 CR	+0,20/+0,50	Ø 114,000		31-03371-001
	45,00x91,10						



114,000

6 CTA Euro1 D

<p>11-01373-000 CH 79,020 B- 25,000 BØ 56,000 TL 120,520</p> <p>45,00x91,10</p>		DAP	91-09371-000 1 3,500 CR 2 3,000 P 3 4,000 CR		Ø 114,000	31-03373-000
	K=125,67 L=235,30 H+F=123,05+1,20 D=130,95	WF-CR		O-Ring/Seal 55-50915-000 <small>1 FPM 118,20x122,70x3,95</small>	51-05195-000 52-05195-000	71-07395-000 72-07395-000
	K=125,67 L=235,30 H+F=124,25+1,20 D=131,20	WF-CR +1,20		O-Ring/Seal 55-50915-000 <small>1 FPM 118,20x122,70x3,95</small>	51-05195-120 52-05195-120	
	K=125,67 L=235,30 H+F=124,55+1,20 D=131,20	WF-CR +1,50		O-Ring/Seal 55-50915-000 <small>1 FPM 118,20x122,70x3,95</small>	51-05195-150 52-05195-150	
	K=125,67 L=235,30 H+F=123,05+1,20 D=130,95	WF-PH		O-Ring/Seal 55-50915-000 <small>1 FPM 118,20x122,70x3,95</small>	51-05325-000 52-05325-000	71-07352-000 72-07352-000
	K=125,67 L=235,30 H+F=124,25+1,20 D=131,20	WF-PH +1,20		O-Ring/Seal 55-50915-000 <small>1 FPM 118,20x122,70x3,95</small>	51-05325-120 52-05325-120	
	K=125,67 L=235,30 H+F=124,55+1,20 D=131,20	WF-PH +1,50		O-Ring/Seal 55-50915-000 <small>1 FPM 118,20x122,70x3,95</small>	51-05325-150 52-05325-150	
	K=125,67 L=235,30 H+F=123,05+1,20 D=130,95	WF		O-Ring/Seal 55-50915-000 <small>1 FPM 118,20x122,70x3,95</small>	51-05326-000 52-05326-000	71-07362-000 72-07362-000
	K=125,67 L=235,30 H+F=124,25+1,20 D=131,20	WF +1,20		O-Ring/Seal 55-50915-000 <small>1 FPM 118,20x122,70x3,95</small>	51-05326-120 52-05326-120	
	K=125,67 L=235,30 H+F=124,55+1,20 D=131,20	WF +1,50		O-Ring/Seal 55-50915-000 <small>1 FPM 118,20x122,70x3,95</small>	51-05326-150 52-05326-150	



114,000

6 CT, 6L Dongfeng L 340

D


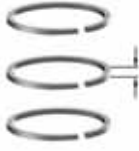
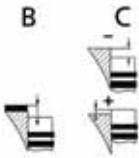

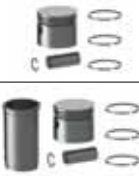
6 Cyl

8298cc

250kW







(340ps)

	<p>11-01387-000 CH 74,250 VD1 0,950 B- 22,000 BØ 64,800 TL 111,500</p> <p>45,00x91,00</p>	<p>AP YS</p>	<p>91-09366-000 1 3,500 CR 2 3,000 P 3 4,000 CR</p>	<p>1,70mm conta +0,15/+0,48</p>	<p>Ø 114,000</p>	<p>31-03387-000</p>
	<p>K=125,67 L=235,30 H+F=123,05+1,20 D=130,95</p>	<p>WF-CR</p>		<p>O-Ring/Seal 55-50915-000 1 FPM 118,20x122,70x3,95</p>	<p>51-05195-000 52-05195-000</p>	<p>71-07397-000 72-07397-000</p>
	<p>K=125,67 L=235,30 H+F=124,25+1,20 D=131,20</p>	<p>WF-CR +1,20</p>		<p>O-Ring/Seal 55-50915-000 1 FPM 118,20x122,70x3,95</p>	<p>51-05195-120 52-05195-120</p>	
	<p>K=125,67 L=235,30 H+F=124,55+1,20 D=131,20</p>	<p>WF-CR +1,50</p>		<p>O-Ring/Seal 55-50915-000 1 FPM 118,20x122,70x3,95</p>	<p>51-05195-150 52-05195-150</p>	
	<p>K=125,67 L=235,30 H+F=123,05+1,20 D=130,95</p>	<p>WF-PH</p>		<p>O-Ring/Seal 55-50915-000 1 FPM 118,20x122,70x3,95</p>	<p>51-05325-000 52-05325-000</p>	<p>71-07388-000 72-07388-000</p>
	<p>K=125,67 L=235,30 H+F=124,25+1,20 D=131,20</p>	<p>WF-PH +1,20</p>		<p>O-Ring/Seal 55-50915-000 1 FPM 118,20x122,70x3,95</p>	<p>51-05325-120 52-05325-120</p>	
	<p>K=125,67 L=235,30 H+F=124,55+1,20 D=131,20</p>	<p>WF-PH +1,50</p>		<p>O-Ring/Seal 55-50915-000 1 FPM 118,20x122,70x3,95</p>	<p>51-05325-150 52-05325-150</p>	
	<p>K=125,67 L=235,30 H+F=123,05+1,20 D=130,95</p>	<p>WF</p>		<p>O-Ring/Seal 55-50915-000 1 FPM 118,20x122,70x3,95</p>	<p>51-05326-000 52-05326-000</p>	<p>71-07379-000 72-07379-000</p>
	<p>K=125,67 L=235,30 H+F=124,25+1,20 D=131,20</p>	<p>WF +1,20</p>		<p>O-Ring/Seal 55-50915-000 1 FPM 118,20x122,70x3,95</p>	<p>51-05326-120 52-05326-120</p>	
	<p>K=125,67 L=235,30 H+F=124,55+1,20 D=131,20</p>	<p>WF +1,50</p>		<p>O-Ring/Seal 55-50915-000 1 FPM 118,20x122,70x3,95</p>	<p>51-05326-150 52-05326-150</p>	

	Type				
---	------	---	--	---	---







114,000

CT 8.3 L	D	6 Cyl	8298cc	kW	(ps)
----------	---	-------	--------	----	------

	11-02348-000 CH 78,820 B- 21,270 BØ 66,500 TL 120,320	DAP	91-09371-000 1 3,500  CR 2 3,000  P 3 4,000  CR		Ø 114,000	31-04348-000
	 45,00x91,00					







114,000

6 CT 8,3 L	D	6 Cyl	8298cc		
------------	---	-------	--------	--	--

	11-02349-000 CH 79,000 B- 27,230 BØ 66,610 TL 120,580	DAP	91-09371-000 1 3,500  CR 2 3,000  P 3 4,000  CR		Ø 114,000	31-04349-000
	 45,00x91,00					







114,000










ISC 8.3L Euro 3	D	6 Cyl	8270cc		
-----------------	---	-------	--------	--	--

	11-02350-000 CH 78,990 B- 14,450 BØ 80,980 TL 115,500	DAP	91-09371-000 1 3,500  CR 2 3,000  P 3 4,000  CR		Ø 114,000	31-04350-000
	 45,00x91,10					

114,000







6CTA 8.3 Euro 2	D	6 Cyl	8270cc	127-274kW	(172-372ps)
-----------------	---	-------	--------	-----------	-------------

	11-02351-000 CH 78,930 B- 24,000 BØ 56,700 TL 120,430	DAP HA	91-09371-000 1 3,500  CR 2 3,000  P 3 4,000  CR		Ø 114,000	31-04351-000
	 45,00x91,10					

	Type		 		
					






125,000

L10 611 CID (10.0 L) D 6 Cyl 10000cc kW (ps)

	11-02345-000 CH 78,840 B- 21,340 BØ 90,000 TL 124,340  54,00x98,70	AP	91-09372-000 1 3,160  CrP 2 3,160  CrP 3 4,747  CrP		Ø 125,000	31-04345-000
	K=138,00 L=241,20 H+F=100,00+1,25 D=146,00	WF			51-05190-000	71-07389-000







125,000


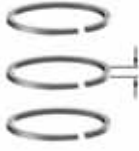
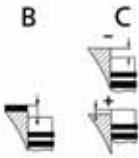


L10 611 CID (10.0 L) 88L10 D 6 Cyl 10000cc

	11-02346-000 CH 79,550 B- 10,670 BØ 91,800 TL 125,050  54,00x98,70	AP	91-09372-000 1 3,160  CrP 2 3,160  CrP 3 4,747  CrP		Ø 125,000	31-04346-000
---	---	----	---	--	-----------	--------------

125,000

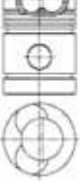






QSMII CM 876 D 2007 6 Cyl 10800cc




	11-02354-000 CH 75,350 VD1 1,400 VD2 1,400 B- 20,000 BØ 78,300 TL 113,050  54,00x102,00	STEEL PISTON	91-09367-000 1 3,150  CR 2 3,150  CrP 3 4,000  NT St		Ø 125,000	31-04354-000
	K=138,00 L=241,20 H+F=100,00+1,25 D=146,00	WF			51-05190-000	71-07193-000

	Type				
---	------	---	--	---	---

100,610






DD 575	D	1969	1982	6 Cyl	5760cc	77-88kW	(105-120ps)
DS575 / DSD575	D	1980		6 Cyl	5760cc	121kW	(165ps)

	11-01385-000 CH 81,900 VD1 2,400 B- 24,800 BØ 58,600 TL 132,700	AP	91-09385-000 1 2,385  CrP 2 2,385  P 3 2,385  P 4 6,335  P 5 6,335  P		Ø 100,610	31-03385-000
	33,03x87,90	Daf ve Leyland ile Ortak Motor				


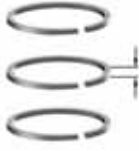






	K=105,67 L=239,00 H=12,72 D=115,21	DF			51-35383-000	71-07385-000
	K=105,70 L=239,00 H=12,70 D=115,20	DS			51-65379-000	
	K=106,20 L=239,00 H=12,70 D=115,20	DS +0,50			51-65379-050	

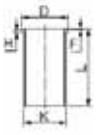
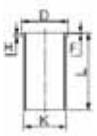
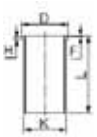
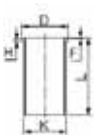


102,000

CS 119 L Euro 1	D		6 Cyl	5880cc	119kW	(162ps)
-----------------	---	--	-------	--------	-------	---------

	11-01372-000 CH 71,560 B- 17,900 BØ 63,500 TL 105,360	AP	91-09370-000 1 3,000  CR 2 2,350  P 3 4,000  CrP	+0,33/+0,66	Ø 102,000 Ø 102,500 Ø 103,000	31-03372-000 31-03372-020 31-03372-040
	40,00x75,80	Cummins ve Daf ile Ortak Motor				

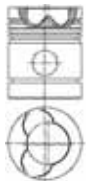






	K=106,07 L=204,00 H+F=4,05+0,80 D=109,00	DF			51-35328-000	71-07377-000
	K=104,62 L=200,00	DF			51-35333-000	71-07373-000

	Type		 	 	 
---	------	---	--	---	---


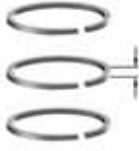
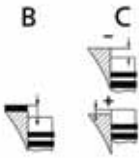

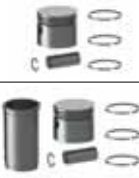



	K=106,07 L=204,00 H+F=4,05+0,80 D=109,00	DS			51-65370-000
	K=106,50 L=204,00 H+F=5,05+0,80 D=109,50	DS +0,50			51-65370-050
	K=107,07 L=204,00 H+F=5,05+0,80 D=110,00	DS +1,00			51-65370-100
	K=107,50 L=204,00 H+F=5,05+0,80 D=110,50	DS +1,50			51-65370-150
	K=104,62 L=200,00	DS			51-65373-000
	K=105,06 L=200,00	DS +0,50			51-65373-050

104,175

DF 615	D	1966	1995	6 Cyl	6137cc	85-93kW	(116-127ps)
DT 615	D	1967	1995	6 Cyl	6137cc	101-124kW	(137-169ps)
DTD 615	D	1970	1991	6 Cyl	6137cc	123kW	(168ps)








	11-01380-000 CH 81,970 VD1 2,300 B- 23,150 BØ 60,000 TL 132,800  38,00x88,00	AP	91-09380-000 1 2,500  CrP 2 2,500  P 3 2,500  P 4 6,000  P 5 6,000  P		Ø 104,175	31-03380-000
--	--	----	--	--	-----------	--------------

	K=109,00 L=239,00 H=8,00 D=117,10	DF			51-35380-000	71-07380-000
--	--	----	--	--	--------------	--------------

	<p>Type</p>		<p>B</p> 	<p>C</p> 		
						







104,175

Strok Boyu 0,20mm Kisa Piston / Stroke Length 0,20mm Shorter Piston

				Cyl	cc	kW	(ps)
	<p>11-01380-001 CH 81,970 VD1 2,300 B- 23,150 BØ 60,000 TL 132,720</p> 	AP	91-09380-000			Ø 104,175	31-03380-001
			1 2,500  CrP				
		HA	2 2,500  P				
			3 2,500  P				
			4 6,000  P				
			5 6,000  P				

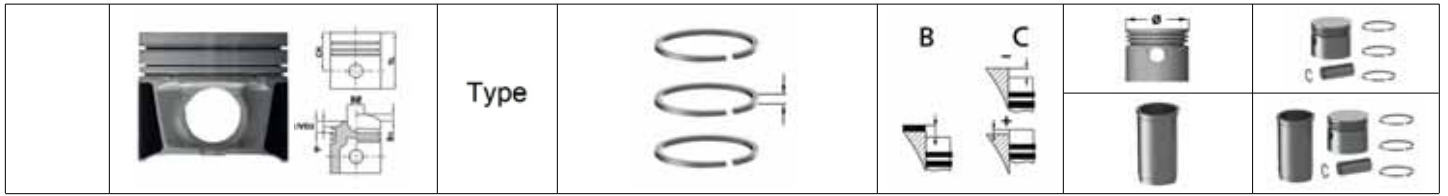
118,000

DHR 825	D	1971	1991				
DHS 825	D	1982	1991				
DHS 825SM	D	1990	1991				
DHT 825	D	1978	1991				
DHTD 825	D	1976	1991				
DHU 825	D	1976	1991				
H825 / S825	D	1989					

	<p>11-01381-000 CH 95,000 B- 26,300 BØ 64,800 TL 152,000</p>  42,00x99,00	AP	91-09381-000			Ø 118,000	31-03381-000
			1 3,500  CrP				
			2 3,000  CrP				
			3 3,000  P				
			4 6,000  CrP				

	<p>K=123,49 L=262,00 H=10,05 D=133,60</p>	DF				51-35381-000	71-07381-000
--	---	----	--	--	--	--------------	--------------

	<p>K=123,55 L=262,00 H=10,05 D=133,60</p>	DS				51-65250-000	
--	---	----	--	--	--	--------------	--



118,000

825 DHB	D	1970	1979	6 Cyl	8250cc	148kW	(201ps)
825 DU	D	1971	1980	6 Cyl	8250cc	159kW	(216ps)
DH 825	D			6 Cyl	8250cc	115kW	(156ps)

<p>11-01383-000 CH 95,000 B- 26,300 BØ 61,000 TL 152,000</p> <p>42,00x99,00</p>	AP	<p>91-09381-000</p> <p>1 3,500 CrP</p> <p>2 3,000 CrP</p> <p>3 3,000 P</p> <p>4 6,000 CrP</p>	0/+0,25	Ø 118,000	31-03383-000
	CP				


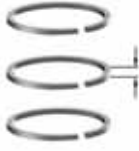
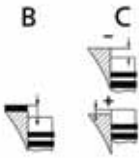

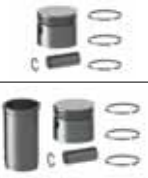
<p>K=123,49 L=262,00 H=10,05 D=133,60</p>	DF			51-35381-000	71-07383-000
---	----	--	--	--------------	--------------

<p>K=123,55 L=262,00 H=10,05 D=133,60</p>	DS			51-65250-000	
---	----	--	--	--------------	--

118,010












PE 228 C Euro 3	D	2000		6 Cyl	9200cc	228kW	(310ps)
PE 265 C Euro 3	D	2000		6 Cyl	9200cc	265kW	(360ps)

<p>11-01281-000 CH 88,000 B- 14,070 BØ 87,000 TL 132,000</p> <p>48,00x96,90</p>	AP	<p>91-09373-000</p> <p>1 3,500 CK</p> <p>2 3,000 CR</p> <p>3 4,000 CR</p>		Ø 118,010	31-03281-000

	Type				
---	------	---	--	---	---








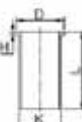

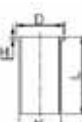


130,000

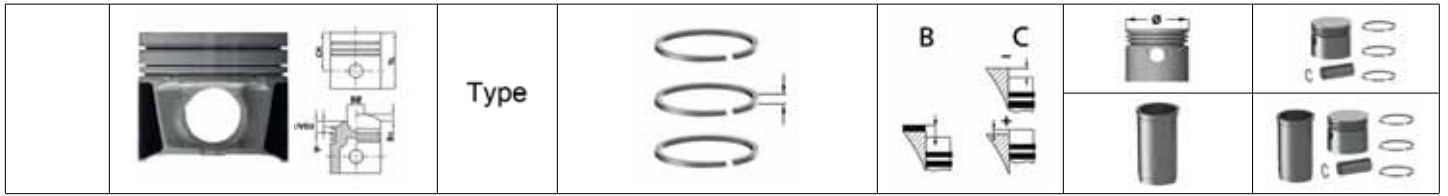
XE 280 C1 EURO3	D	1998	6 Cyl	12583cc	280kW	(381ps)
XE 315 C1 EURO3	D	1998	6 Cyl	12583cc	315-355kW	(428-483ps)

 	11-01034-000 CH 95,000 VD1 1,000 B- 15,440 BØ 99,600 TL 143,000	AP	91-09378-000 1 4,000  MoP 2 3,160  CrP 3 4,000  CrP		Ø 130,000	31-03034-000
	K=136,00 L=288,50 H=10,05 D=143,60	DF			51-35382-000	71-07272-000
	K=136,25 L=288,50 H=10,05 D=143,60	DF +0,25			51-35382-025	
	K=136,50 L=288,50 H=10,05 D=143,60	DF +0,50			51-35382-050	
	K=136,05 L=288,50 H=10,05 D=143,60	DS			51-65253-000	
	K=136,25 L=288,50 H=10,50 D=143,60	DS +0,25			51-65253-025	
	K=136,50 L=288,50 H=10,50 D=143,60	DS +0,50			51-65253-050	



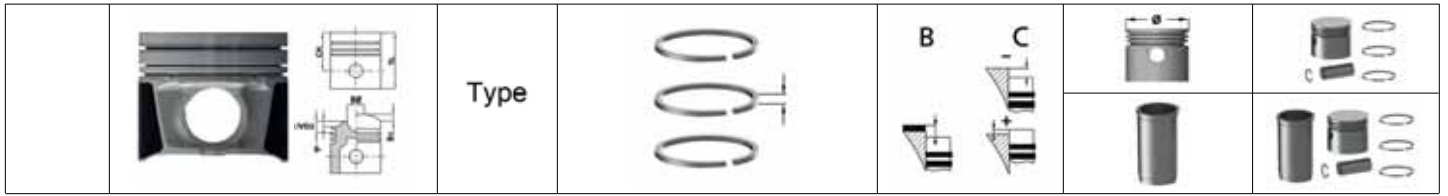
130,000	
DKS E 1160	D 1980 6 Cyl 11630cc 206kW (276ps)
DKV / DKX E / DKZ 1160	D 1983 6 Cyl 11630cc 139-260kW (189-354ps)
DKX 1160 ATI	D 1985 1991 6 Cyl 11630cc 260kW (354ps)
DKX E 1160 ATI	D 1985 1991 6 Cyl 11630cc 206-212kW (280-288ps)

 11-01263-000 CH 101,000 VD1 4,000 B- 29,100 BØ 74,600 TL 169,500  52,00x106,00	AP HA	91-09382-000 1 3,160  CrP 2 3,160  CrP 3 3,160  CrP 4 6,335  CrP	-0,25/+0,25	Ø 130,000	31-03263-000
 K=136,00 L=288,50 H=10,05 D=143,60	DF			51-35382-000	71-07263-000
 K=136,25 L=288,50 H=10,05 D=143,60	DF +0,25			51-35382-025	
 K=136,50 L=288,50 H=10,05 D=143,60	DF +0,50			51-35382-050	
 K=136,05 L=288,50 H=10,05 D=143,60	DS			51-65253-000	
 K=136,25 L=288,50 H=10,50 D=143,60	DS +0,25			51-65253-025	
 K=136,50 L=288,50 H=10,50 D=143,60	DS +0,50			51-65253-050	



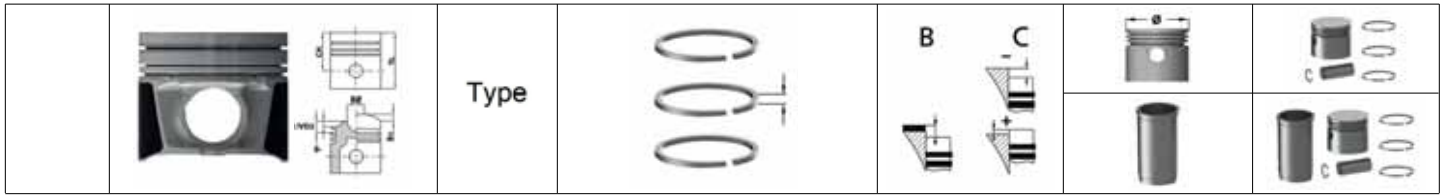
130,000	
XF 250 M Euro 2	D 1998 6 Cyl 12583cc 250kW (340ps)
XF 280 M Euro 2	D 1997 6 Cyl 12583cc 280kW (381ps)
XF 315 M Euro 2	D 1996 6 Cyl 12583cc 315kW (428ps)
XF 355 M Euro 2	D 1997 6 Cyl 12583cc 355kW (483ps)

<p>11-01273-000 CH 95,000 VD1 1,000 B- 21,750 BØ 82,000 TL 143,000</p> <p>52,00x105,65</p>	AP	<p>91-09378-000</p> <p>1 4,000 MoP 2 3,160 CrP 3 4,000 CrP</p>	0/+0,25	Ø 130,000	31-03273-000
<p>K=136,00 L=288,50 H=10,05 D=143,60</p>	DF			51-35382-000	71-07273-000
<p>K=136,25 L=288,50 H=10,05 D=143,60</p>	DF +0,25			51-35382-025	
<p>K=136,50 L=288,50 H=10,05 D=143,60</p>	DF +0,50			51-35382-050	
<p>K=136,05 L=288,50 H=10,05 D=143,60</p>	DS			51-65253-000	71-07274-000
<p>K=136,25 L=288,50 H=10,50 D=143,60</p>	DS +0,25			51-65253-025	
<p>K=136,50 L=288,50 H=10,50 D=143,60</p>	DS +0,50			51-65253-050	



130,000	
WS 222 / 242 / 268 L ATi Euro 1	D 1992 1997 6 Cyl 11630cc 222-268kW (302-364ps)
WS 222 G / WS 222-242-268-295-315 L ATi Euro 1	D 1990 6 Cyl 11630cc 222-315kW (302-428ps)
WS 222 L ATi Euro 1	D 1992 6 Cyl 11630cc 222kW (302ps)
WS 295 / 315 L ATi Euro 1	D 1992 6 Cyl 11630cc 295-315kW (401-428ps)

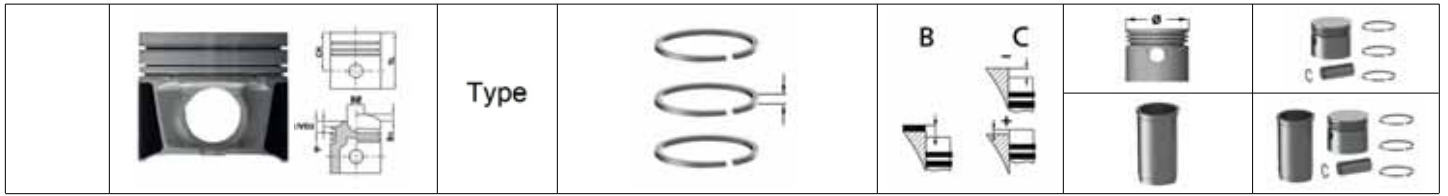
<p>11-01277-000 CH 101,000 VD1 0,800 B- 24,750 BØ 75,000 TL 155,000</p> <p> 52,00x106,00</p>	AP	<p>91-09378-000</p> <p>1 4,000 MoP 2 3,160 CrP 3 4,000 CrP</p>	0/+0,25	Ø 130,000	31-03277-000
<p>K=136,00 L=288,50 H=10,05 D=143,60</p>	DF			51-35382-000	71-07275-000
<p>K=136,25 L=288,50 H=10,05 D=143,60</p>	DF +0,25			51-35382-025	
<p>K=136,50 L=288,50 H=10,05 D=143,60</p>	DF +0,50			51-35382-050	
<p>K=136,05 L=288,50 H=10,05 D=143,60</p>	DS			51-65253-000	
<p>K=136,25 L=288,50 H=10,50 D=143,60</p>	DS +0,25			51-65253-025	
<p>K=136,50 L=288,50 H=10,50 D=143,60</p>	DS +0,50			51-65253-050	



130,000

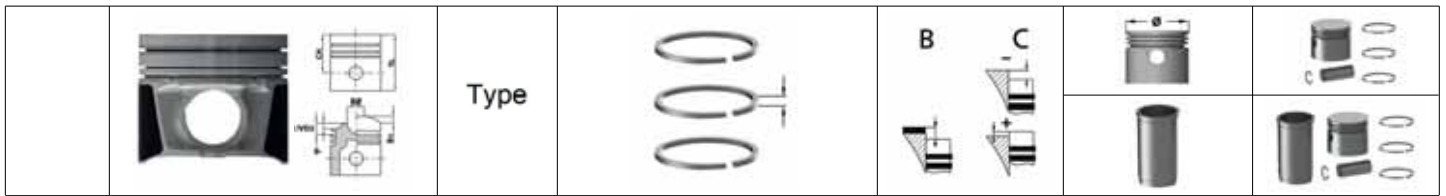
WS 225 ATi	D	1987	1997	6 Cyl	11630cc	225kW	(306ps)
WS 259 ATi	D	1987	1997	6 Cyl	11630cc	259kW	(352ps)
WS 282 L	D	1987	1997	6 Cyl	11630cc	282kW	(383ps)

 11-01278-000 CH 101,000 VD1 0,800 B- 29,420 BØ 75,000 TL 155,000 52,00x106,00	AP	91-09378-000 1 4,000 MoP 2 3,160 CrP 3 4,000 CrP		Ø 130,000	31-03278-000
K=136,00 L=288,50 H=10,05 D=143,60	DF			51-35382-000	71-07276-000
K=136,25 L=288,50 H=10,05 D=143,60	DF +0,25			51-35382-025	
K=136,50 L=288,50 H=10,05 D=143,60	DF +0,50			51-35382-050	
K=136,05 L=288,50 H=10,05 D=143,60	DS			51-65253-000	
K=136,25 L=288,50 H=10,50 D=143,60	DS +0,25			51-65253-025	
K=136,50 L=288,50 H=10,50 D=143,60	DS +0,50			51-65253-050	



130,000									
WS 242 G			D	1990	1997	6 Cyl	11630cc	242kW	(329ps)
WS 268 G			D	1990	1997	6 Cyl	11630cc	268kW	(364ps)
WS 295 G			D	1990	1997	6 Cyl	11630cc	295kW	(401ps)

<p>11-01378-000 CH 101,000 VD1 0,800 VD2 1,500 B- 26,320 BØ 79,000 TL 155,000</p> <p> 52,00x106,00</p>	AP	<p>91-09378-000</p> <p>1 4,000 MoP 2 3,160 CrP 3 4,000 CrP</p>	0/+0,25	Ø 130,000	31-03378-000
<p>K=136,00 L=288,50 H=10,05 D=143,60</p>	DF			51-35382-000	71-07378-000
<p>K=136,25 L=288,50 H=10,05 D=143,60</p>	DF +0,25			51-35382-025	
<p>K=136,50 L=288,50 H=10,05 D=143,60</p>	DF +0,50			51-35382-050	
<p>K=136,05 L=288,50 H=10,05 D=143,60</p>	DS			51-65253-000	
<p>K=136,25 L=288,50 H=10,50 D=143,60</p>	DS +0,25			51-65253-025	
<p>K=136,50 L=288,50 H=10,50 D=143,60</p>	DS +0,50			51-65253-050	



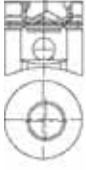




130,000

DKC / DKCL 1160	D	1973		6 Cyl	11630cc	156kW	(212ps)
DKFL 1160	D	1973		6 Cyl	11630cc	191kW	(260ps)
DKS 1160 / 1160 E	D	1973	1991	6 Cyl	11630cc	139-228kW	(189-315ps)
DKSB 1160	D	1973	1989	6 Cyl	11630cc	228kW	(310ps)
DKT 1160	D	1974		6 Cyl	11630cc	185-213kW	(252-290ps)
DKTD 1160	D	1974	1991	6 Cyl	11630cc	185-199kW	(252-270ps)
DKTL 1160	D	1974	1993	6 Cyl	11630cc	165-199kW	(224-270ps)
DKVL 1160	D	1973	1993	6 Cyl	11630cc	139-260kW	(189-354ps)
DKX 1160	D	1981	1991	6 Cyl	11630cc	243kW	(330ps)
DKZ 1160 ATI	D	1985	1991	6 Cyl	11630cc	274kW	(373ps)
LT 160 Euro 1	D	1992		6 Cyl	11630cc	160kW	(218ps)
LT 195 Euro 1	D	1992		6 Cyl	11630cc	195kW	(265ps)
LT 210 Euro 1	D	1992		6 Cyl	11630cc	210kW	(286ps)






<p>11-01382-000 CH 101,000 VD1 4,000 B- 29,100 BØ 74,500 TL 169,500</p> <p>48,00x111,00</p>	AP	<p>91-09382-000</p> <p>1 3,160 CrP</p> <p>2 3,160 CrP</p> <p>3 3,160 CrP</p> <p>4 6,335 CrP</p>	-0,25/+0,25	Ø 130,000	31-03382-000
<p>K=136,00 L=288,50 H=10,05 D=143,60</p>	DF			51-35382-000	71-07382-000
<p>K=136,25 L=288,50 H=10,05 D=143,60</p>	DF +0,25			51-35382-025	
<p>K=136,50 L=288,50 H=10,05 D=143,60</p>	DF +0,50			51-35382-050	
<p>K=136,05 L=288,50 H=10,05 D=143,60</p>	DS			51-65253-000	
<p>K=136,25 L=288,50 H=10,50 D=143,60</p>	DS +0,25			51-65253-025	
<p>K=136,50 L=288,50 H=10,50 D=143,60</p>	DS +0,50			51-65253-050	



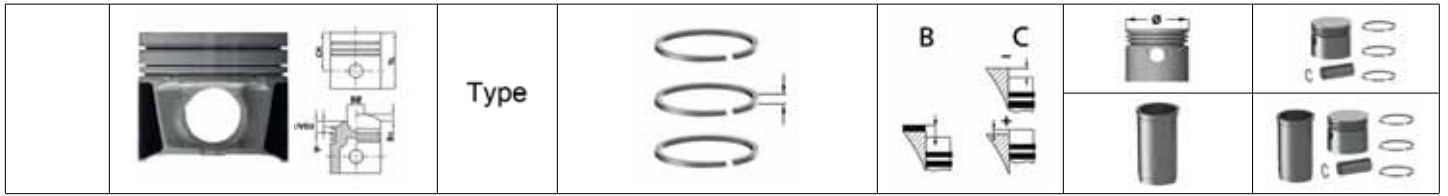
91,000							
F 2 L 1011		D	1989	2 Cyl	1366cc	18-22 kW	(25-30ps)
F 3 L 1011		D	1989	3 Cyl	2049cc	27-33 kW	(37-45ps)
F 4 L 1011		D	1988	4 Cyl	2732cc	36-44 kW	(49-60ps)

 <p>11-01511-000 CH 55,370 B- 19,800 BØ 40,000 TL 86,370</p>  26,00x65,00	<p>91-09511-000</p> <p>1 2,000  CrP 2 2,000  P 3 3,000  CrP</p>	<p>1. Conta ile +0,59/+0,69 2. Conta ile +0,69/+0,76 3. Conta ile +0,76/+0,83</p>	<p>Ø 91,000 Ø 91,500 Ø 92,000</p>	<p>31-03511-000 31-03511-050 31-03511-100</p>






91,000							
BF 3 L 1011 F		D		3 Cyl	2185cc	40kW	(54ps)
BF 4 L 1011		D	1989 1994	4 Cyl	2732cc	50-56 kW	(68-76ps)
BF 4 L 1011 F Euro 1		D	1994	4 Cyl	2732cc	48-56 kW	(65-76ps)
BF 4 L 1011 FT Euro 1		D	1994	4 Cyl	2732cc	46-53 kW	(63-72ps)
F2 L 1011		D	1989	2 Cyl	1366cc	21kW	(29ps)
F3 L 1011		D	1989	3 Cyl	2049cc	31kW	(42ps)
F4 L 1011		D	1988	4 Cyl	2732cc	42kW	(57ps)

 <p>11-01694-000 CH 55,200 B- 18,000 BØ 45,000 TL 86,150</p>  30,00x68,00	<p>91-09046-000</p> <p>1 3,000  MoP 2 2,000  P 3 3,000  CrP</p>	<p>(+0,59/+0,69) (+0,69/+0,76) (+0,76/+0,83)</p>	<p>Ø 91,000 Ø 91,500</p>	<p>31-03694-000 31-03694-050</p>






Deutz ve Volvo ile Ortak Motor

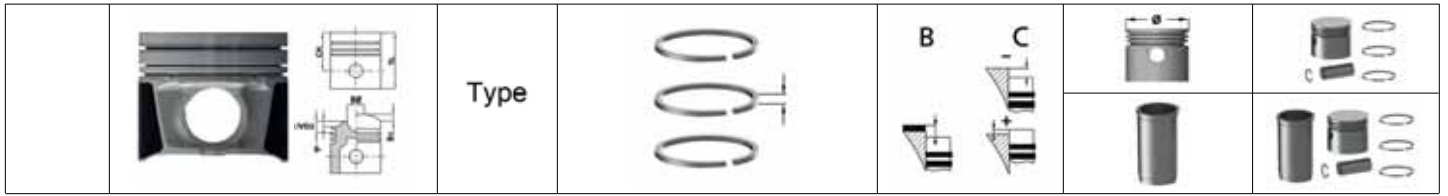


91,000							
F 2 M 1011 F Euro 1	D	1997	2 Cyl	1366cc	21-23kW	(29-31ps)	
F 3 M 1011 F Euro 1	D	1994	3 Cyl	2185cc	32-36kW	(44-49ps)	
F 4 M 1011 F Euro 1	D	1994	4 Cyl	2914cc	44-48kW	(60-65ps)	

 <p>11-02635-000 CH 51,700 B- 19,000 BØ 42,000 TL 81,650</p>  26,00x65,00		<p>91-09511-000</p> <p>1 2,000  CrP</p> <p>2 2,000  P</p> <p>3 3,000  CrP</p>		<p>Ø 91,000</p> <p>Ø 91,500</p>	<p>31-04635-000</p> <p>31-04635-050</p>

91,000							
BF 3 L 1011 FL	D		3 Cyl	3236cc	kW	(ps)	
BF 3 M 1011 F	D	1999	3 Cyl	2185cc	51kW	(68ps)	
BF 3 M 1011 F Euro 1	D	1994	3 Cyl	2185cc	46kW	(62ps)	
BF 4 M 1011 F Euro 1	D	1988	4 Cyl	2912cc	41-61kW	(56-83ps)	

 <p>11-02636-000 CH 51,600 B- 18,800 BØ 45,000 TL 81,600</p>  30,00x68,00	<p>AP</p> <p>YS</p>	<p>91-09046-000</p> <p>1 3,000  MoP</p> <p>2 2,000  P</p> <p>3 3,000  CrP</p>		<p>Ø 91,000</p> <p>Ø 91,500</p>	<p>31-04636-000</p> <p>31-04636-050</p>

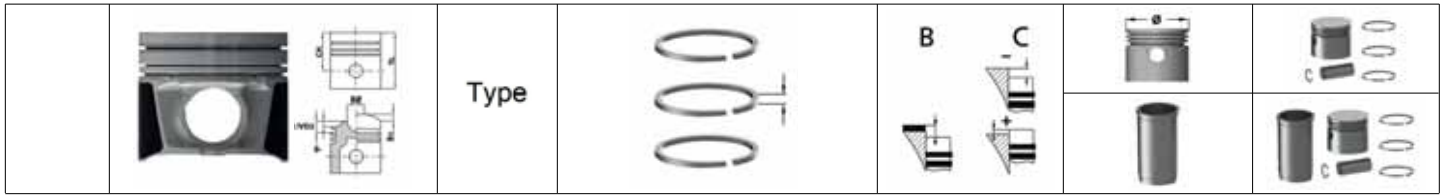


94,000								
BF 4 M 1012			D	2000	4 Cyl	3192cc	45-84kW	(61-114ps)
BF 4 M 1012 C Euro 1			D	1990	4 Cyl	3192cc	70-82 kW	(95-112ps)
BF 4 M 1012 E Euro 2			D	1990	4 Cyl	3192cc	48-73 kW	(65-99ps)
BF 4 M 1012 EC Euro 2			D	1990	4 Cyl	3192cc	60-73 kW	(82-99ps)
BF 4 M 1012 Euro 1			D	1992	4 Cyl	3192cc	47-65 kW	(64-88ps)
BF 6 M 1012 C Euro 1			D	1992	4 Cyl	3192cc	88-140 kW	(120-190ps)
BF 6 M 1012 E Euro 2			D	1990	4 Cyl	3192cc	72-100 kW	(98-136ps)
BF 6 M 1012 EC Euro 2			D	1990	4 Cyl	3192cc	85-125 kW	(115-170ps)
BF 6 M 1012 Euro 1			D	1992	4 Cyl	3192cc	83-98 kW	(113-133ps)

	11-01695-000 CH 61,200 B- 18,360 BØ 49,650 TL 98,000 34,00x78,00	AP	91-09043-000 1 3,000 CK 2 2,000 CR 3 3,000 CR	(+0,43/+0,64) (+0,64/+0,74) (+0,74/+0,84)	Ø 94,000	31-03695-000

94,000								
BF 3 L 2011 Euro2			D	2004	3 Cyl	2330cc	45kW	(61ps)
BF 3 M 2011 Euro 2			D	2001	3 Cyl	2330cc	49kW	(63ps)
BF 4 L 2011 Euro2			D	2004	4 Cyl	3110cc	58kW	(79ps)
BF 4 M 2011 Euro 2			D	2001	4 Cyl	3110cc	65kW	(84ps)
BF 4 M 2011 C Euro 2			D		4 Cyl	3110cc	59kW	(80ps)

	11-01696-000 CH 51,700 B- 17,600 BØ 52,000 TL 81,650 30,00x68,00	AP YS	91-09043-000 1 3,000 CK 2 2,000 CR 3 3,000 CR	1 Kertik conta ile (0,51/0,69) 2 Kertik conta ile (0,70/0,76) 3 Kertik conta ile (0,77/0,83)	Ø 94,000 Ø 94,500	31-03696-000 31-03696-050



94,000

F 2 L 2011	D	2001	2 Cyl	1550cc	23kW	(31ps)
F 2 M 2011	D	2001	2 Cyl	1550cc	26kW	(32ps)
F 3 L 2011	D	2001	3 Cyl	2330cc	36kW	(49ps)
F 3 M 2011	D	2001	3 Cyl	2330cc	37kW	(47ps)
F 4 M / L 2011	D	2001	4 Cyl	3109cc	49kW	(63ps)

<p>11-01697-000 CH 51,700 B- 19,000 BØ 46,000 TL 81,650</p> <p>26,00x65,00</p>	<p>91-09044-000 1 2,000 CR 2 2,000 3 3,000 </p>	<p>AA=27,50 mm</p>	<p>Ø 94,000 Ø 94,500</p>	<p>31-03697-000 31-03697-050</p>

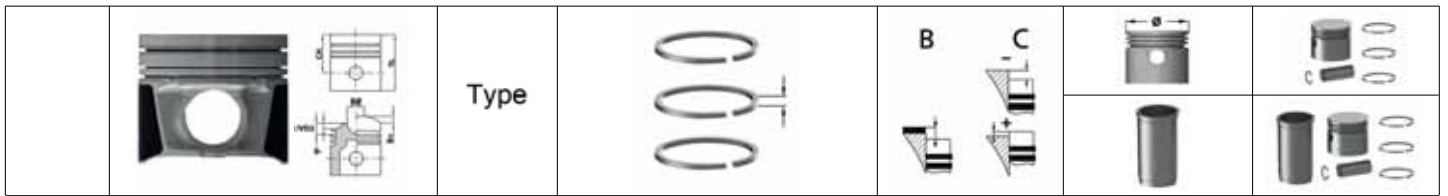
<p>K=97,00 L=175,00 H=5,10 D=98,50</p>	<p>DS</p>	<p>51-65772-000</p>
--	-----------	----------------------------

95,000

F 1 L 812	D	1963	1967	1 Cyl	850cc	9kW	(13ps)
F 2 L 812	D	1963		2 Cyl	1700cc	16-22kW	(22-30ps)
F 3 L 812	D	1963		3 Cyl	2552cc	26-29kW	(35-40ps)
F 4 L 812	D	1963	1975	4 Cyl	3400cc	33-43kW	(45-58ps)
F 6 L 812	D	1963	1970	6 Cyl	5104cc	59-74kW	(80-100ps)

<p>11-01716-000 CH 68,000 B+ 11,700 TL 125,700</p> <p>35,00x80,00</p>	<p>91-09505-000 1 2,500 CrP 2 2,500 P 3 2,500 P 4 5,000 CR</p>	<p>AF</p>	<p>Ø 95,000 Ø 95,500 Ø 96,000</p>	<p>31-03716-000 31-03716-050 31-03716-100</p>

<p>K=105,00 L=217,60 H=132,60 D=115,00</p>	<p>AF</p>	<p>51-95559-000</p>	<p>71-07716-000</p>
--	-----------	----------------------------	----------------------------



95,000

F 1 L 712	D	1 Cyl	850cc	9-11kW	(13-14ps)
F 2 L 712	D	2 Cyl	1700cc	13-18kW	(18-24ps)
F 3 L 712	D	3 Cyl	2550cc	28kW	(38ps)
F 4 L 712	D	4 Cyl	3400cc	38kW	(52ps)
F 6 L 712	D 1958 1968	6 Cyl	5100cc	66kW	(90ps)


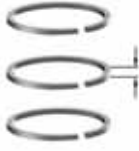
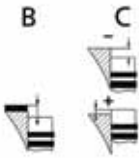

<p>11-02804-000 CH 64,750 B+ 12,000 TL 125,750</p> <p>35,00x80,00</p>		<p>91-09013-000</p> <ul style="list-style-type: none"> 1 2,500 CrP 2 2,500 P 3 2,500 P 4 5,000 P 5 5,000 P 		Ø 95,000	31-04804-000
---	--	---	--	----------	---------------------

<p>K=105,00 L=217,60 H=132,60 D=115,00</p>	AF			51-95515-000	71-08804-000
--	----	--	--	---------------------	---------------------

96,000






2011	D	4 Cyl	cc	kW	(ps)
------	---	-------	----	----	------





<p>11-02632-000 CH 81,600 B- 19,400 BØ 52,000 TL 81,600</p> <p>35,00x80,00</p>	AP	<p>91-09038-000</p> <ul style="list-style-type: none"> 1 3,000 CrP 2 2,000 P 3 3,000 CrP 		Ø 96,000 Ø 96,500	31-04632-000 31-04632-050
--	----	---	--	----------------------	--

	Type			
---	------	---	--	---

98,000

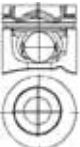




BF 4 M 2012	D	4 Cyl
BF 6 M 2012	D	6 Cyl



	11-01717-000 CH 50,650 B- 17,500 BØ 61,060 TL 90,650  38,00x76,00	AP	91-09717-000 1 3,000  CK 2 2,030  P 3 3,000  CR		Ø 98,000	31-03717-000
Volvo ve Deutz Ortak Motor						

	K=101,00 L=188,00 H=4,50 D=105,00	DF			51-36038-000	71-07117-000
	K=101,50 L=188,00 H=5,00 D=105,00	DF +0,50			51-36038-050	
	K=101,00 L=193,00 H=4,50 D=105,00	DF			51-36039-000	71-07137-000
	K=101,50 L=193,00 H=5,00 D=105,00	DF +0,50			51-36039-050	

98,000

TCD 2012 Euro3	D 2005	6 Cyl	5700cc	147kW	(200ps)
----------------	--------	-------	--------	-------	---------

	11-01718-000 CH 55,150 B- 17,310 BØ 61,500 TL 90,650  40,00x80,00	AP	91-09717-000 1 3,000  CK 2 2,030  P 3 3,000  CR		Ø 98,000	31-03718-000
Volvo ve Deutz Ortak Motor						

	K=101,00 L=188,00 H=4,50 D=105,00	DF			51-36038-000	71-07138-000
	K=101,50 L=188,00 H=5,00 D=105,00	DF +0,50			51-36038-050	



100,000

F 2 L 912 D	D	1968	1986	2 Cyl	1884cc	18-25 kW	(24-34ps)
F 3 L 912 D	D	1965		3 Cyl	2826cc	26-44 kW	(35-60ps)
F 4 L 912 D	D	1967		4 Cyl	3770cc	19-59 kW	(20-80ps)
F 5 L 912 D	D	1967		5 Cyl	4712cc	40-78 kW	(54-106ps)
F 6 L 912 D	D	1968		6 Cyl	5655cc	42-92 kW	(57-125ps)

<p>11-01510-000 CH 71,900 B+ 5,600 B- 21,400 BØ 55,000 TL 123,600</p> <p>35,00x80,00</p>	<p>91-09510-000</p> <p>1 3,000 CrP 2 2,500 P 3 5,000 CrP</p>	<p>+1,00/+1,20</p>	<p>Ø 100,000 Ø 100,500 Ø 101,000</p>	<p>31-03510-000 31-03510-050 31-03510-100</p>

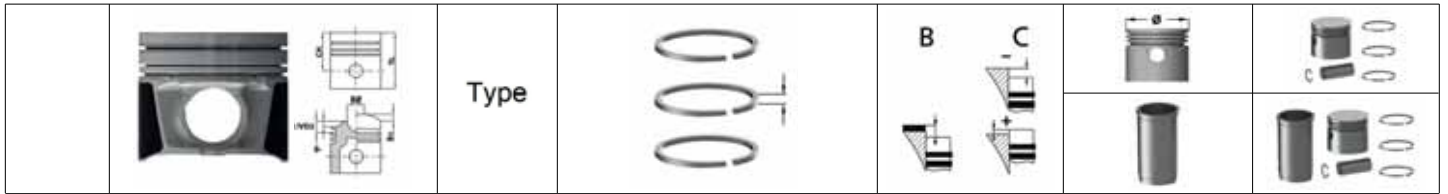
<p>K=110,00 L=222,30 H=137,30 D=120,00</p>	AF			<p>51-95512-000</p>	<p>71-07510-000</p>
<p>K=110,00 L=222,30 H=136,80 D=120,00</p>	AF		<p>O-Ring/Seal 55-50919-000 1 SM 110,10x117,60x0,50</p>	<p>51-96212-000 52-96212-000</p>	<p>71-07718-000 72-07718-000</p>

100,000

F 2 L 912 D	D	1967	1975	2 Cyl	1884cc	18-25kW	(24-34ps)
F 3 L 912 D	D	1987		3 Cyl	2826cc	26-44kW	(35-60ps)
F 4 L 912 D	D	1987		4 Cyl	3770cc	19-59kW	(20-80ps)
F 5 L 912 D	D	1967		5 Cyl	4712cc	40-78kW	(54-106ps)
F 6 L 912 D	D	1999		6 Cyl	5655cc	42-92kW	(57-125ps)

<p>11-01512-000 CH 71,900 B+ 5,600 B- 21,400 BØ 55,000 TL 123,600</p> <p>35,00x80,00</p>	<p>91-09512-000</p> <p>1 3,000 CrP 2 2,500 P 3 2,500 P 4 5,000 CrP</p>	<p>+1,00/+1,20</p>	<p>Ø 100,000 Ø 100,500 Ø 101,000</p>	<p>31-03512-000 31-03512-050 31-03512-100</p>

<p>K=110,00 L=222,30 H=137,30 D=120,00</p>	AF			<p>51-95512-000</p>	<p>71-07512-000</p>
<p>K=110,00 L=222,30 H=136,80 D=120,00</p>	AF		<p>O-Ring/Seal 55-50919-000 1 SM 110,10x117,60x0,50</p>	<p>51-96212-000 52-96212-000</p>	<p>71-07719-000 72-07719-000</p>



100,000

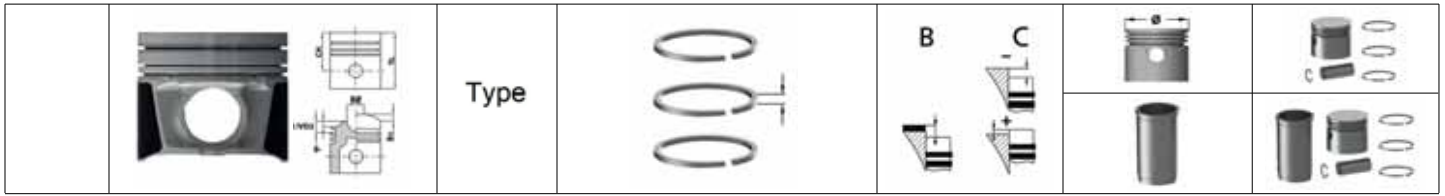
F 2 L 912 D	D	2 Cyl	1885cc	21-28kW	(29-38ps)
F 3 L 912 D	D	3 Cyl	2826cc	26kW	(35ps)
F 4 L 912 D	D	4 Cyl	3770cc	38kW	(52ps)
F 5 L 912 D	D	5 Cyl	4712cc	58kW	(79ps)
F 6 L 912 D	D	6 Cyl	5655cc	42kW	(57ps)

<p>11-01514-000 CH 71,900 B+ 5,600 B- 21,400 BØ 55,000 TL 123,600</p> <p>35,00x80,00</p>		<p>91-09512-000</p> <p>1 3,000 CrP 2 2,500 P 3 2,500 P 4 5,000 CrP</p>		<p>Ø 100,000 Ø 100,500 Ø 101,000</p>	<p>31-03514-000 31-03514-050 31-03514-100</p>
<p>K=110,00 L=222,30 H=137,30 D=120,00</p>	AF			<p>51-95512-000</p>	<p>71-07514-000</p>
<p>K=110,00 L=222,30 H=136,80 D=120,00</p>	AF		<p>O-Ring/Seal 55-50919-000 1 SM 110,10x117,60x0,50</p>	<p>51-96212-000 52-96212-000</p>	<p>71-07530-000 72-07530-000</p>

100,000

F 4 L 912	D	4 Cyl	3700cc	59kW	(80ps)
-----------	---	-------	--------	------	--------

<p>11-01522-000 CH 71,900 B+ 3,300 B- 17,350 BØ 45,000 TL 123,720</p> <p>35,00x80,00</p>		<p>91-09512-000</p> <p>1 3,000 CrP 2 2,500 P 3 2,500 P 4 5,000 CrP</p>		<p>Ø 100,000 Ø 100,500</p>	<p>31-03522-000 31-03522-050</p>
<p>K=110,00 L=222,30 H=137,30 D=120,00</p>	AF			<p>51-95512-000</p>	<p>71-07522-000</p>
<p>K=110,00 L=222,30 H=136,80 D=120,00</p>	AF		<p>O-Ring/Seal 55-50919-000 1 SM 110,10x117,60x0,50</p>	<p>51-96212-000 52-96212-000</p>	<p>71-07531-000 72-07531-000</p>



100,000

F 4 L 912 D 4 Cyl 3700cc 59kW (80ps)

	<p>11-01523-000 CH 71,900 B+ 3,300 B- 17,350 BØ 45,000 TL 123,720</p> <p>35,00x80,00</p>		<p>91-09523-000 1 2,940 CrP 2 2,000 P 3 3,000 CrP</p>		<p>Ø 100,000 Ø 100,500</p>	<p>31-03523-000 31-03523-050</p>
	<p>K=110,00 L=222,30 H=137,30 D=120,00</p>	AF			<p>51-95512-000</p>	<p>71-07523-000</p>
	<p>K=110,00 L=222,30 H=136,80 D=120,00</p>	AF		<p>O-Ring/Seal 55-50919-000 <small>1 SM 110,10x117,60x0,50</small></p>	<p>51-96212-000 52-96212-000</p>	<p>71-07529-000 72-07529-000</p>

100,000

F 2 L 912 D 2 Cyl 1884cc 26-28kW (36-38ps)

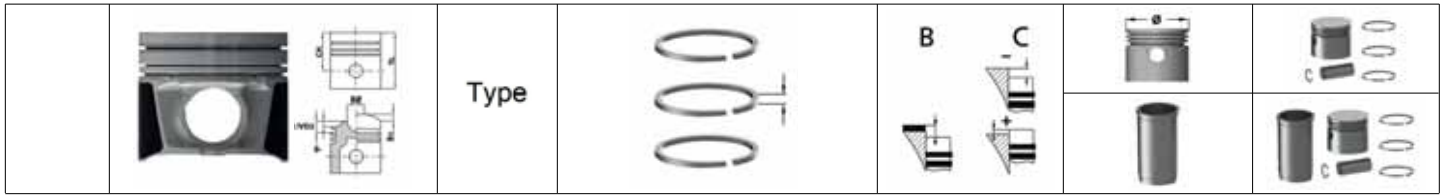
F 3 L 912 D 3 Cyl 2826cc 26-43kW (35-56-5ps)

F 4 L 912 D 4 Cyl 3768cc 43-59kW (58-80ps)

F 5 L 912 D 5 Cyl 4712cc 63-74kW (85-100ps)

F 6 L 912 D 6 Cyl 5652cc 59-82kW (80-112ps)

	<p>11-01525-000 CH 71,800 B+ 5,700 B- 21,400 BØ 55,000 TL 123,600</p> <p>35,00x80,00</p>		<p>91-09512-000 1 3,000 CrP 2 2,500 P 3 2,500 P 4 5,000 CrP</p>		<p>Ø 100,000 Ø 100,500 Ø 101,000</p>	<p>31-03525-000 31-03525-050 31-03525-100</p>
	<p>K=110,00 L=222,30 H=137,30 D=120,00</p>	AF			<p>51-95512-000</p>	<p>71-07525-000</p>
	<p>K=110,00 L=222,30 H=136,80 D=120,00</p>	AF		<p>O-Ring/Seal 55-50919-000 <small>1 SM 110,10x117,60x0,50</small></p>	<p>51-96212-000 52-96212-000</p>	<p>71-07724-000 72-07724-000</p>



100,000

F 2 L 912 D	D	1967	1975	2 Cyl	1884cc	18-25 kW	(24-34ps)
F 3 L 912 D	D	1987		3 Cyl	2826cc	26-44 kW	(35-60ps)
F 4 L 912 D	D	1987		4 Cyl	3770cc	19-59 kW	(20-80ps)
F 5 L 912 D	D	1967		5 Cyl	4712cc	40-78 kW	(54-106ps)
F 6 L 912 D	D	1999		6 Cyl	5655cc	42-92 kW	(57-125ps)

<p>11-01715-000 CH 71,800 VD1 1,100 B+ 5,700 B- 21,400 BØ 55,000 TL 123,600</p> <p> 35,00x80,00</p>			<p>91-09506-000 1 3,000 CrP 2 2,000 3 3,500 CR</p>		<p>Ø 100,000 Ø 100,500</p>	<p>31-03715-000 31-03715-050</p>

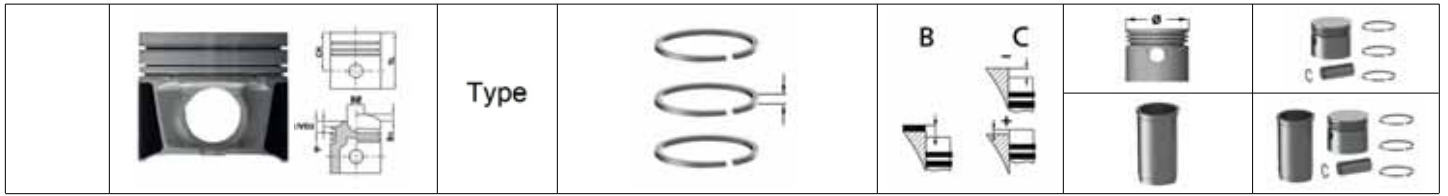
<p>K=110,00 L=222,30 H=137,30 D=120,00</p>	AF				51-95512-000	71-07715-000
<p>K=110,00 L=222,30 H=136,80 D=120,00</p>	AF			<p>O-Ring/Seal 55-50919-000 1 SM 110,10x117,60x0,50</p>	<p>51-96212-000 52-96212-000</p>	<p>71-07717-000 72-07717-000</p>

101,000

TCD 2012 L4 2V Euro 3	D	2004		4 Cyl	4038cc	83-103kW	(113-140ps)
TCD 2012 L6 2V Euro 3	D	2004		6 Cyl	6057cc	105-165kW	(142-224ps)

<p>11-01524-000 CH 55,150 B- 18,120 BØ 62,000 TL 90,650</p> <p> 40,00x80,00</p>	AP		<p>91-09059-000 1 2,500 CK 2 2,000 P 3 3,000 CR</p>		<p>Ø 101,000</p>	<p>31-03524-000</p>

<p>K=104,00 L=190,00 H=5,00 D=106,00</p>	DS				51-65769-000	
--	----	--	--	--	---------------------	--



101,000

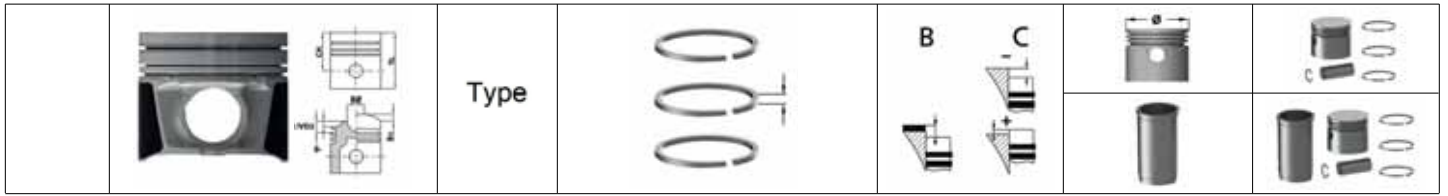
BF 4 M 2012 C Euro 2	D	4 Cyl	4038cc	56-155kW	(76-208ps)
BF 4 M 2012 Euro 2	D 2001	4 Cyl	4038cc	74-93kW	(101-126ps)
BF 6 M 2012	D	6 Cyl	6060cc	80-208kW	(109-283ps)
BF 6 M 2012 C Euro 2	D 2003	6 Cyl	6060cc	80-155kW	(109-209ps)

<p>11-02046-000 CH 50,650 B- 18,000 BØ 61,030 TL 86,150</p> <p>38,00x76,00</p>	AP	<p>91-09059-000</p> <p>1 2,500 CK 2 2,000 P 3 3,000 CR</p>	<p>(+0,33/+0,55) (+0,56/+0,65) (+0,66/+0,75)</p>	<p>Ø 101,000 Ø 101,500</p>	<p>31-04046-000 31-04046-050</p>

102,000

F 4 L 913 D	D	4 Cyl	4086cc	34-59kW	(46-80ps)
F 6 L 913 D	D	6 Cyl	6128cc	51-89kW	(69-121ps)

<p>11-01513-000 CH 69,100 B+ 6,000 B- 16,600 BØ 56,200 TL 123,600</p> <p>35,00x80,00</p>	AP	<p>91-09513-000</p> <p>1 3,000 MoP 2 2,500 P 3 2,500 P 4 5,000 CrP</p>		<p>Ø 102,000 Ø 102,500 Ø 103,000</p>	<p>31-03513-000 31-03513-050 31-03513-100</p>
<p>K=110,00 L=222,30 H=136,80 D=120,00</p>	AF		<p>O-Ring/Seal 55-50919-000 1 SM 110,10x117,60x0,50</p>	<p>51-96212-000 52-96212-000</p>	<p>71-07499-000 72-07499-000</p>









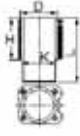
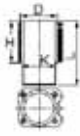
102,000							
BF 4 L 913	D	1980	4 Cyl	4086cc	55-81 kW	(75-111ps)	
BF 4 L 913 T	D	1982	4 Cyl	4086cc	55-78 kW	(75-106ps)	
BF 6 L 913	D		6 Cyl	6128cc	70-140 kW	(95-191ps)	
BF 6 L 913 C	D	1986	6 Cyl	6128cc	118-164 kW	(160-223ps)	
BF 6 L 913 T	D	1981	6 Cyl	6128cc	85-112 kW	(115-152ps)	

<p>11-01516-000 CH 69,100 B+ 6,000 B- 17,600 BØ 58,000 TL 123,600</p> <p>40,00x80,00</p>	AP	<p>91-09516-000</p> <p>1 3,000 MoP 2 3,000 CrP 3 2,500 P 4 5,000 CrP</p>	+1,00/+1,20	<p>Ø 102,000 Ø 102,500 Ø 103,000</p>	<p>31-03516-000 31-03516-050 31-03516-100</p>
	YS				
<p>K=110,00 L=222,30 H=137,30 D=120,00</p>	AF			<p>51-95513-000</p>	<p>71-07516-000</p>
<p>K=109,90 L=220,40 H=135,40 D=124,50</p>	AF			<p>51-95517-000</p>	<p>71-07135-000</p>
<p>K=110,00 L=222,30 H=136,80 D=120,00</p>	AF		<p>O-Ring/Seal 55-50919-000 1 SM 110,10x117,60x0,50</p>	<p>51-96213-000 52-96213-000</p>	<p>71-07527-000 72-07527-000</p>
<p>K=109,90 L=220,40 H=134,90 D=124,50</p>	AF			<p>51-96217-000</p>	<p>71-07721-000</p>








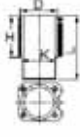
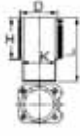
102,000


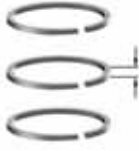
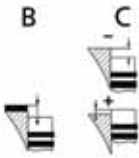

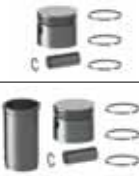
1516 nin yağ soğutması olmayan versiyonu / piston version 1516 without oil cooling galery

		Type		B	C		
 <p>11-01521-000 CH 69,100 B+ 6,000 B- 17,600 BØ 58,000 TL 123,600</p>  40,00x80,00	AP	<p>91-09516-000</p> <p>1 3,000  MoP 2 3,000  CrP 3 2,500  P 4 5,000  CrP</p>				<p>Ø 102,000 Ø 102,500 Ø 103,000</p>	<p>31-03521-000 31-03521-050 31-03521-100</p>
 <p>K=110,00 L=222,30 H=137,30 D=120,00</p>	AF					51-95513-000	71-07521-000
 <p>K=110,00 L=222,30 H=136,80 D=120,00</p>	AF			O-Ring/Seal 55-50919-000 <small>1 SM 110,10x117,60x0,50</small>		51-96213-000 52-96213-000	71-07528-000 72-07528-000

102,000







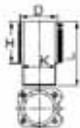
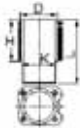
F 3 L 913	D 1982
F 4 L 913	D 1973
F 5 L 913	D 1979
F 6 L 913	D 1973

 <p>11-01705-000 CH 69,100 B+ 6,000 B- 16,600 BØ 56,000 TL 123,600</p>  35,00x80,00	AP YS	<p>91-39516-000</p> <p>1 3,000  MoP 2 3,000  CrP 3 5,000  CrP</p>			<p>Ø 102,000 Ø 102,500</p>	<p>31-03705-000 31-03705-050</p>
 <p>K=110,00 L=222,30 H=137,30 D=120,00</p>	AF				51-95513-000	71-07705-000
 <p>K=110,00 L=222,30 H=136,80 D=120,00</p>	AF			O-Ring/Seal 55-50919-000 <small>1 SM 110,10x117,60x0,50</small>	51-96213-000 52-96213-000	71-07706-000 72-07706-000

	Type				
---	------	---	--	---	---






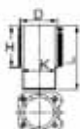
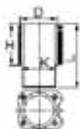
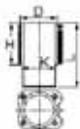
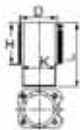
102,000

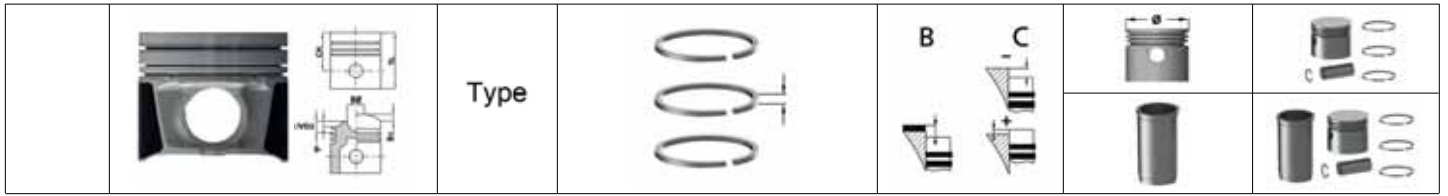
BF 4 L 913 T	D	1982	4 Cyl	4086cc	55-78kW	(75-106ps)
BF 6 L 913 T	D	1981	6 Cyl	6128cc	85-112kW	(115-152ps)

 11-01707-000 CH 69,100 B+ 6,000 B- 17,600 BØ 58,000 TL 123,600  35,00x80,00	AP YS	91-09521-000 1 3,000  CrP 2 2,500  CrP 3 2,500  P 4 5,000  CrP	+1,00/+1,20	Ø 102,000 Ø 102,500 Ø 103,000	31-03707-000 31-03707-050 31-03707-100
 K=110,00 L=222,30 H=137,30 D=120,00	AF			51-95513-000	71-07707-000
 K=110,00 L=222,30 H=136,80 D=120,00	AF		O-Ring/Seal 55-50919-000 <small>1 SM 110,10x117,60x0,50</small>	51-96213-000 52-96213-000	71-07710-000 72-07710-000

102,000

BF 4 L 913	D	1982	4 Cyl	4086cc	55-81kW	(75-111ps)
BF 4 L 913 T	D	1982	4 Cyl	4086cc	55-78kW	(75-106ps)
BF 6 L 913	D	1973	6 Cyl	6128cc	70-140kW	(95-191ps)
BF 6 L 913 C	D	1986	6 Cyl	6128cc	118-164kW	(160-223ps)
BF 6 L 913 T	D	1986	6 Cyl	6128cc	85-112kW	(115-152ps)

 11-01708-000 CH 69,100 B+ 4,450 B- 17,600 BØ 58,400 TL 123,600  40,00x80,00	AP YS	91-09709-000 1 3,000  CrP 2 3,000  MoP 3 3,500  CrP		Ø 102,000 Ø 102,500 Ø 103,000	31-03708-000 31-03708-050 31-03708-100
 K=110,00 L=222,30 H=137,30 D=120,00	AF			51-95513-000	71-07708-000
 K=109,90 L=220,40 H=135,40 D=124,50	AF			51-95517-000	71-07709-000
 K=110,00 L=222,30 H=136,80 D=120,00	AF		O-Ring/Seal 55-50919-000 <small>1 SM 110,10x117,60x0,50</small>	51-96213-000 52-96213-000	71-07711-000
 K=109,90 L=220,40 H=134,90 D=124,50	AF			51-96217-000	71-07704-000



102,000							
F 3 L 913		D	1987	3 Cyl	3064cc	37-45kW	(50-61ps)
F 4 L 913		D	1987	4 Cyl	4086cc	51-66kW	(70-90ps)
F 5 L 913		D	1980	5 Cyl	5107cc	66kW	(90ps)
F 6 L 913		D	1980 1985	6 Cyl	6128cc	71-96kW	(96-130ps)

<p>11-02631-000 CH 69,210 B- 23,000 BØ 45,000 TL 117,200</p> <p>35,00x80,00</p>			<p>91-09034-000</p> <p>1 2,940 MoP</p> <p>2 2,000 CR</p> <p>3 3,000 CR</p>		<p>Ø 102,000</p>	<p>31-04631-000 31-04631-050</p>
					<p>Ø 102,500</p>	

102,000							
F 4 L 913 W		D	1998	4 Cyl	4086cc	55kW	(75ps)
F 5 L 913 W		D	1998	5 Cyl	5107cc	44kW	(60ps)






<p>11-02633-000 CH 69,210 B- 8,100 TL 117,200</p> <p>35,00x80,00</p>			<p>91-09036-000</p> <p>1 3,000 CK</p> <p>2 2,000 P</p> <p>3 3,000 CR</p>		<p>Ø 102,000</p>	<p>31-04633-000 31-04633-050</p>
					<p>Ø 102,500</p>	

108,000							
BF 4 M 1013 C Euro 1		D	1990	4 Cyl	4764cc	99-125 kW	(135-168ps)
BF 4 M 1013 CP Euro 1		D	1998	4 Cyl	4764cc	100kW	(136ps)
BF 4 M 1013 Euro 1		D	1994	4 Cyl	4764cc	63-93 kW	(85-127ps)
BF 6 M 1013 C Euro 1 / BF 6 M 1013 Euro2		D	1993	6 Cyl	7146cc	144-235 kW	(196-320ps)
BF 6 M 1013 CP Euro 1		D	1992	6 Cyl	7146cc	161-190 kW	(219-258ps)
BF 6 M 1013 Euro 1		D	1993	6 Cyl	7146cc	95-141 kW	(129-192ps)

<p>11-01698-000 CH 71,150 B- 16,600 BØ 71,000 TL 108,000</p> <p>42,00x86,00</p>		AP	<p>91-09045-000</p> <p>1 3,000 CK</p> <p>2 2,000 P</p> <p>3 3,500 CR</p>	<p>1 Centik conta ile (+0,28/+0,53) 2 Centik conta ile (+0,54/+0,63) 3 Centik conta ile (+0,64/+0,75)</p>	<p>Ø 108,000</p>	<p>31-03698-000</p>






Deutz ve Volvo ile Ortak Motor

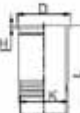
<p>K=120,00 L=229,00 H+F=9,00+1,10 D=128,50</p>		WF		<p>O-Ring/Seal 55-50613-000 2 FPM 112,00x3,00</p>	<p>51-05387-000</p>	<p>71-08067-000 72-08067-000</p>
					<p>52-05387-000</p>	

	Type				
---	------	---	--	---	---

108,000






TCD 2013 L06 4V Euro 3 D 6 Cyl 7146cc 147-243kW (200-330ps)

 11-02036-000 CH 70,900 B- 19,600 BØ 64,500 TL 107,800  45,00x86,00	AP YS	91-09045-000 1 3,000  CK 2 2,000  P 3 3,500  CR		Ø 108,000	31-04036-000
Deutz, Renault Trucks (RVI) ve Volvo ile Ortak Motor					

	K=120,00 L=228,00 H=8,07 D=131,70	WF		O-Ring/Seal 55-50613-000 2 FPM 112,00x3,00	51-06065-000 52-06065-000	71-08031-000 72-08031-000
--	--	----	--	---	--	--

108,000

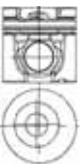




BF 4 M 1013 EC Euro 2	D	1993	4 Cyl	4764cc	100-118kW	(136-160ps)
BF 4 M 1013 FC Euro 2	D	2001	4 Cyl	4764cc	133kW	(181ps)
BF 6 M 1013 ECP Euro 2	D	1998	6 Cyl	7146cc	147-195kW	(200-265ps)
BF 6 M 1013 FC Euro 3	D	1998	6 Cyl	7146cc	147-200kW	(200-272ps)

 11-02037-000 CH 71,100 B- 19,920 BØ 63,000 TL 108,000  42,00x86,00	AP	91-09045-000 1 3,000  CK 2 2,000  P 3 3,500  CR		Ø 108,000	31-04037-000
Deutz ve Volvo ile Ortak Motor					


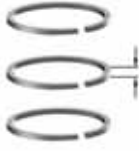




	K=120,00 L=229,00 H+F=9,00+1,10 D=128,50	WF		O-Ring/Seal 55-50613-000 2 FPM 112,00x3,00	51-05387-000 52-05387-000	71-08069-000 72-08069-000
--	---	----	--	---	--	--

108,000

BF 4M 1013	D		4 Cyl	4764cc	kW	(ps)
BF 6M 1013	D		6 Cyl	7146cc	kW	(ps)






 11-02044-000 CH 71,100 B- 19,600 BØ 64,000 TL 108,000  42,00x86,00	AP	91-09045-000 1 3,000  CK 2 2,000  P 3 3,500  CR		Ø 108,000	31-04044-000
Deutz ve Volvo ile Ortak Motor					

	K=120,00 L=229,00 H+F=9,00+1,10 D=128,50	WF		O-Ring/Seal 55-50613-000 2 FPM 112,00x3,00	51-06067-000 52-06067-000	71-07153-000 72-07153-000
--	---	----	--	---	--	--

	Type		 		
---	------	---	--	---	---

108,000

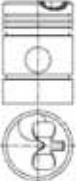






BF 4 M 1013 E Euro 2	D	1993	4 Cyl	4764cc
BF 6 M 1013 E Euro 2	D	1995	6 Cyl	7146cc
TCD 2013 L04 2V Euro 3	D		4 Cyl	4764cc
TCD 2013 L06 2V Euro 3	D		6 Cyl	7146cc

	11-02045-000 CH 71,100 B- 19,600 BØ 64,000 TL 108,000	AP	91-09045-000 1 3,000  CK 2 2,000  P 3 3,500  CR		Ø 108,000	31-04045-000
	42,00x86,00					
Deutz ve Volvo ile Ortak Motor						

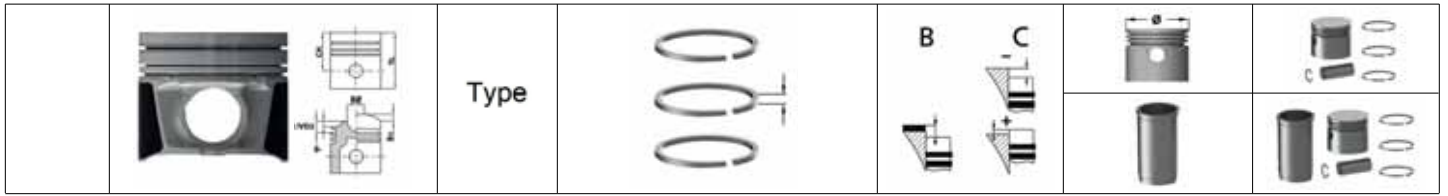
	K=120,00 L=229,00 H+F=9,00+1,10 D=128,50	WF		O-Ring/Seal 55-50613-000 2 FPM 112,00x3,00	51-06067-000 52-06067-000	71-07152-000 72-07152-000
---	---	----	--	---	-------------------------------------	-------------------------------------

110,000

F 1 L 514	D		1 Cyl	1330cc	11-13kW	(15-18ps)
F 12 L 614	D		12 Cyl	15966cc	184kW	(250ps)
F 2 AL / L 514	D		2 Cyl	2660cc	22-24kW	(30-33ps)
F 3 L 514	D		3 Cyl	3990cc	33-37kW	(45-50ps)
F 4 L 514	D		4 Cyl	5322cc	63kW	(85ps)
F 6 L 514 / 614	D		6 Cyl	7980cc	74-92kW	(101-125ps)
F 8 L 614	D		8 Cyl	10643cc	125kW	(170ps)

	11-01517-000 CH 87,000 VD1 0,500 B- 10,500 TL 154,000	CP	91-09517-000 1 3,000  CR 2 3,000  P 3 3,000  P 4 6,000  CR 5 6,000  P	+1,20/+1,40	Ø 110,000 Ø 110,500 Ø 111,000 Ø 111,500	31-03517-000 31-03517-050 31-03517-100 31-03517-150
	40,00x93,00					

	K=130,00 L=274,55 H+F=162,40+7,10 D=140,00	AF-PH			51-95518-000	71-07517-000
--	---	-------	--	--	---------------------	---------------------



120,000

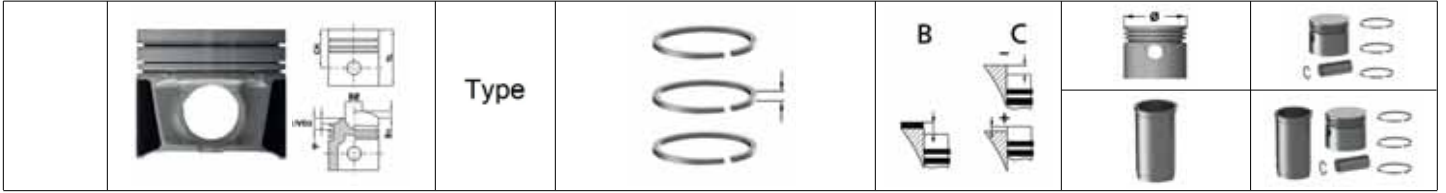
F 10 L 413	D	1970	1982	10 Cyl	14140cc	167-224kW	(227-305ps)
F 12 L 413	D	1971	1975	12 Cyl	16960cc	138-250kW	(188-340ps)
F 6 L 413	D	1968	1986	6 Cyl	8487cc	69-130kW	(94-176ps)
F 8 L 413	D	1967	1986	8 Cyl	11310cc	118-171kW	(160-232ps)

<p>11-01518-000 CH 90,160 B+ 5,090 B- 45,550 BØ 46,000 TL 145,250</p> <p>45,00x96,00</p>	AP	<p>91-09518-000</p> <p>1 3,000 CR</p> <p>2 3,000 CR</p> <p>3 3,000 CR</p> <p>4 6,000 CrP</p>	+1,10/+1,30	<p>Ø 120,000</p> <p>Ø 120,500</p> <p>Ø 121,000</p>	<p>31-03518-000</p> <p>31-03518-050</p> <p>31-03518-100</p>

120,000

F/A 10 L 714	D	1959		10 Cyl	15883cc	173kW	(235ps)
F/A 12 L 714	D	1959		12 Cyl	19000cc	213kW	(290ps)
F/A 6 L 714	D	1959		6 Cyl	9500cc	106kW	(145ps)
F/A 8 L 714	D	1959		8 Cyl	12667cc	143kW	(195ps)

<p>11-01519-000 CH 87,000 VD1 0,300 B- 13,000 TL 154,000</p> <p>45,00x102,00</p>	CP	<p>91-09519-000</p> <p>1 3,000 CR</p> <p>2 3,000 CR</p> <p>3 3,000 CR</p> <p>4 6,000 CrP</p> <p>5 6,000 P</p>	+1,30/+1,50	<p>Ø 120,000</p> <p>Ø 120,500</p> <p>Ø 121,000</p>	<p>31-03519-000</p> <p>31-03519-050</p> <p>31-03519-100</p>

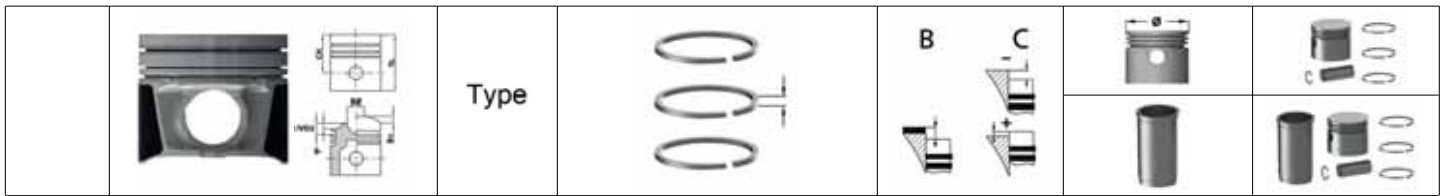


125,000							
F 10 L 413 F	D	1978	10 Cyl	15953cc	173-235kW	(235-320ps)	
F 12 L 413 F	D	1976	12 Cyl	19144cc	224-282kW	(305-383ps)	
F 4 L 413 F / FR	D	1978	1991	4 Cyl	6381cc	83-94kW	(113-128ps)
F 5 L 413 F / FR	D	1975		5 Cyl	7976cc	94-118kW	(128-160ps)
F 6 L 413 F / FR	D	1975	1993	6 Cyl	9572cc	104-188kW	(141-256ps)
F 8 L 413 F	D	1977	1987	8 Cyl	12763cc	147-188kW	(200-255ps)

<p>11-01520-000 CH 87,400 B+ 5,250 B- 47,650 BØ 48,000 TL 138,650</p> <p>45,00x102,00</p>	AP	<p>91-09520-000</p> <p>1 3,000 CrP</p> <p>2 2,500 P</p> <p>3 4,000 CrP</p>	+1,15/+1,30	<p>Ø 125,000</p> <p>Ø 125,500</p> <p>Ø 126,000</p>	<p>31-03520-000</p> <p>31-03520-050</p> <p>31-03520-100</p>

<p>K=139,00 L=250,70 H=169,50 D=150,00</p>	AF-PH			51-95529-000	71-07119-000
--	-------	--	--	---------------------	---------------------

<p>K=139,00 L=250,70 H=169,50 D=154,00</p>	AF-PH			51-95556-000	71-07134-000
--	-------	--	--	---------------------	---------------------



127,000

LC2	D	2 Cyl	cc	kW	(ps)
LC3	D	3 Cyl	cc	kW	(ps)
LC4	D	4 Cyl	cc	kW	(ps)
LC5	D	5 Cyl	cc	kW	(ps)
LC6	D	6 Cyl	cc	kW	(ps)

<p>11-01400-000 CH 101,664 B- 28,260 BØ 73,600 TL 154,000</p> <p>44,45x107,95</p>		<p>91-09400-000</p> <p>1 3,175 CR</p> <p>2 3,175 P</p> <p>3 3,175 P</p> <p>4 6,350 P</p> <p>5 6,350 P</p>		Ø 127,000	31-03400-000
--	--	---	--	-----------	--------------

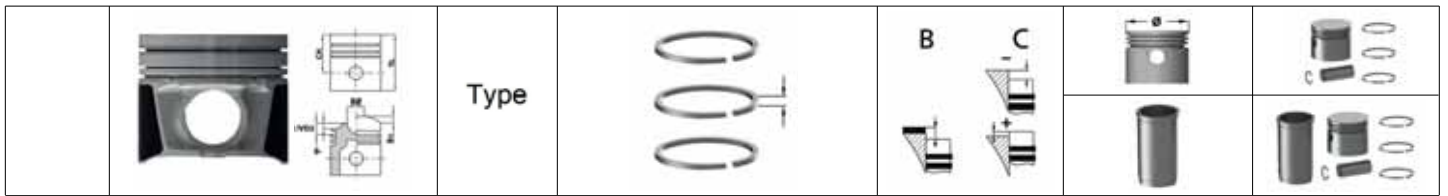
<p>K=142,80 L=295,90 H+F=11,17+0,63 D=150,10</p>	WF			51-05257-000	71-07400-000
--	----	--	--	--------------	--------------

127,000

LA2	D	2 Cyl			
LA3	D	3 Cyl			
LA4	D	4 Cyl			
LA5	D	5 Cyl			
LA6	D	6 Cyl			

<p>11-01401-000 CH 111,176 B- 22,780 BØ 70,700 TL 163,576</p> <p>44,45x107,95</p>		<p>91-49400-000</p> <p>1 3,175 CR</p> <p>2 3,175 P</p> <p>3 6,350 P</p> <p>4 6,350 P</p>		Ø 127,000	31-03401-000
--	--	---	--	-----------	--------------

<p>K=142,80 L=295,90 H+F=11,17+0,63 D=150,10</p>	WF			51-05257-000	71-07401-000
--	----	--	--	--------------	--------------



100,000

EDK1	D	1 Cyl
EDK2	D	2 Cyl
EDK3	D	3 Cyl
EDK4	D	4 Cyl
EDK6	D	6 Cyl

<p>11-02805-000 CH 81,000 VD1 0,500 B- 28,800 BØ 25,500 TL 121,000</p> <p> 35,00x85,00</p>		<p>91-09007-000</p> <p>1 3,000 CR 2 3,000 P 3 5,000 CrP</p>		Ø 100,000	31-04805-000
---	--	---	--	-----------	--------------

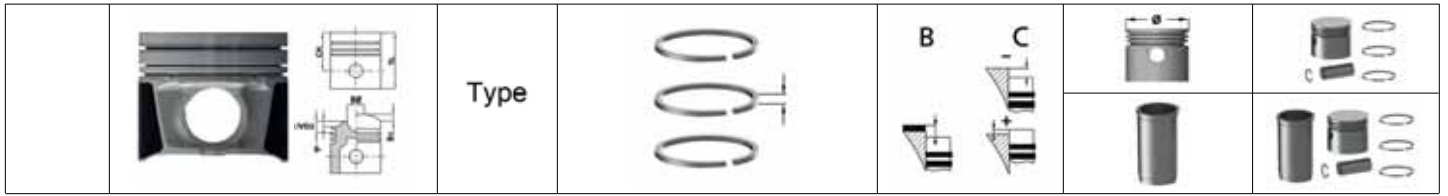
<p>K=109,00 L=243,00 H=201,90 D=114,00</p>	AF			51-95468-000	71-08805-000
--	----	--	--	--------------	--------------

100,000

EDL2-1	D	1982	2 Cyl	1963cc	26kW	(35ps)
EDL3-1	D	1982	3 Cyl	2945cc	31kW	(42ps)
EDL4-1	D	1982	4 Cyl	3927cc	55kW	(75ps)
EDL6-3	D	1982	6 Cyl	5890cc	80kW	(104ps)

<p>11-02806-000 CH 81,000 VD1 0,750 B- 26,000 BØ 54,600 TL 121,000</p> <p> 35,00x85,00</p>		<p>91-09006-000</p> <p>1 3,000 CR 2 3,000 P 3 4,000 CrP</p>		Ø 100,000	31-04806-000
---	--	---	--	-----------	--------------

<p>K=109,00 L=243,00 H=201,90 D=114,00</p>	AF			51-95468-000	71-08806-000
--	----	--	--	--------------	--------------



100,000

DL4-2T	D	1981	4 Cyl	3927cc	65kW	(88ps)
EDL3-5T	D	1981	3 Cyl	2945cc	49kW	(66ps)
EDL6-5T	D	1981	6 Cyl	5890cc	92kW	(125ps)
EDL6-6T	D	1981	6 Cyl	5890cc	107kW	(145ps)

<p>11-02807-000 CH 81,000 VD1 0,750 B- 24,300 BØ 57,000 TL 121,000</p> <p>35,00x85,00</p>		<p>91-09006-000</p> <p>1 3,000 CR 2 3,000 P 3 4,000 CrP</p>		Ø 100,000	31-04807-000
--	--	---	--	-----------	---------------------

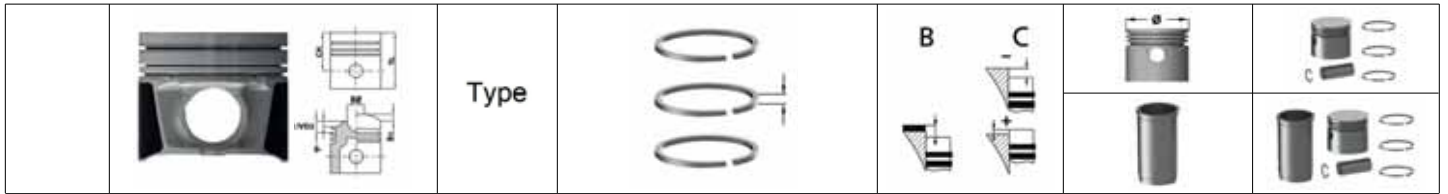
<p>K=109,00 L=243,00 H=201,90 D=114,00</p>	AF			51-95468-000	71-08807-000
--	----	--	--	---------------------	---------------------

100,000

EDK2-4	D		4 Cyl	1964cc	kW	(ps)
EDK3-4	D		3 Cyl	2946cc	kW	(ps)
EDK4-4	D		4 Cyl	3928cc	kW	(ps)
EDK6-4	D		6 Cyl	5890cc	kW	(ps)

<p>11-02815-000 CH 82,500 VD1 0,500 B- 30,000 BØ 25,600 TL 122,500</p> <p>35,00x85,00</p>		<p>91-09007-000</p> <p>1 3,000 CR 2 3,000 P 3 5,000 CrP</p>		Ø 100,000	31-04815-000
--	--	---	--	-----------	---------------------

<p>K=109,00 L=243,00 H=201,90 D=114,00</p>	AF			51-95468-000	71-08815-000
--	----	--	--	---------------------	---------------------



123,000

2F / 4 D 1965 6 Cyl 9981cc









	<p>11-01260-000 CH 90,300 B- 37,000 BØ 38,000 TL 165,000</p> <p>45,00x102,00</p>	<p>AP</p>	<p>91-09260-000</p> <ul style="list-style-type: none"> 1 3,000 CrP 2 3,000 P 3 3,000 P 4 6,000 P 		<p>Ø 123,000</p>	<p>31-03260-000</p>
	<p>K=138,95 L=281,50 H+F=15,30+0,50 D=148,95</p>	<p>WF</p>		<p>O-Ring/Seal 55-50906-000 2 NBR 130,00x3,50</p>	<p>51-05264-000 52-05264-000</p>	<p>71-07260-000 72-07260-000</p>
	<p>K=138,95 L=281,50 H+F=15,30+0,50 D=148,95</p>	<p>WF +0,10</p>		<p>O-Ring/Seal 55-50906-000 2 NBR 130,00x3,50</p>	<p>51-05264-010 52-05264-010</p>	

125,000

2F-B D 1980 6 Cyl 11040cc 142kW (193ps)







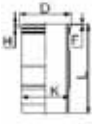
2FU-B D 1980 6 Cyl 11040cc 147kW (200ps)

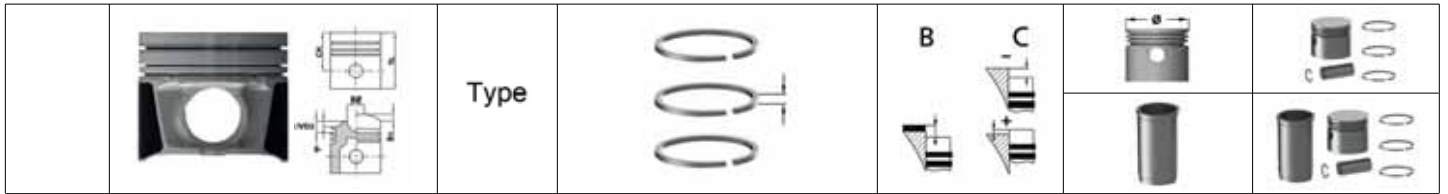
	<p>11-02900-000 CH 89,300 B- 38,100 BØ 38,000 TL 137,800</p> <p>46,00x108,00</p>	<p>AP</p>	<p>91-09900-000</p> <ul style="list-style-type: none"> 1 3,500 CrP 2 3,000 P 3 6,000 CrP 		<p>Ø 125,000</p>	<p>31-04900-000</p>
	<p>K=138,95 L=281,50 H+F=15,30+0,50 D=148,95</p>	<p>WF</p>		<p>O-Ring/Seal 55-50907-000 2 NBR 130,00x4,00</p>	<p>51-05266-000 52-05266-000</p>	<p>71-08900-000 72-08900-000</p>

	<p>Type</p>		<p>B</p> 	<p>C</p> 		
						

123,000

CA6DM D 11000cc (ps)

 <p>11-01090-000 CH 81,000 VD1 1,650 VD2 1,800 B- 20,000 BØ 75,700 TL 123,450</p>  <p> 54,00x100,00</p>	<p>AP YS</p>	<p>91-09316-000 1 3,500  CR 2 3,000  P 3 4,000  CR</p>	<p>Ø 123,000</p>	<p>31-03090-000</p>
 <p>K=137,00 L=257,00 H+F=11,10+0,85 D=149,00</p>	<p>WF</p>		<p>51-06135-000</p>	<p>71-08250-000</p>



95,000	
802.000 / 8020.01 / 8025.01	D 1966 1971 2 Cyl 1560cc 18 kW (25 ps)
8030.01	D 1966 1971 3 Cyl 2340cc 28 kW (38 ps)
8035.01.303 / 306 / 308-309 / 320	D 1968 1986 3 Cyl 2338cc 28-35kW (38-48ps)
8045.01 / 804.000 / 8040.01	D 1966 1971 4 Cyl 3120cc 40-54 kW (52-70 ps)
806.000 / 8060.01 / 8065.01.000	D 1960 6 Cyl 4678cc 66-81 kW (90-110 ps)


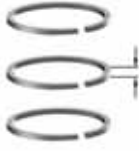
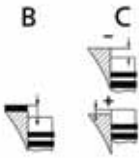

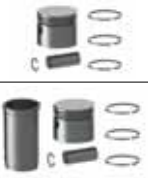
<p>11-01402-000 CH 59,650 B- 23,500 BØ 42,500 TL 101,150</p> <p>32,00x82,50</p>	<p>91-09402-000</p> <p>1 2,500 CrP 2 2,500 P 3 5,500 CrP</p>	<p>+0,46/+0,79</p>	<p>Ø 95,000 Ø 95,400 Ø 95,600</p>	<p>31-03402-000 31-03402-040 31-03402-060</p>

<p>K=99,08 L=187,50</p>	DS			51-65402-000
<p>K=99,05 L=187,50 H=6,00 D=100,05</p>	DS			51-65454-000
<p>K=103,03 L=187,50</p>	DS			51-66020-000

95,000	
8020.01	D 2 Cyl 1560cc 18kW (25ps)
8030.01	D 1966 1971 3 Cyl 2339cc 28-37kW (38-51ps)
8040.01	D 1968 1971 4 Cyl 3119cc 40-52kW (54-70ps)
8060.01	D 1960 1971 5 Cyl 4678cc 81kW (110ps)






<p>11-01404-000 CH 59,650 B- 23,500 BØ 42,500 TL 101,150</p> <p>32,00x82,50</p>	<p>91-09402-000</p> <p>1 2,500 CrP 2 2,500 P 3 5,500 CrP</p>	<p>+0,46/+0,79</p>	<p>Ø 95,000 Ø 95,400 Ø 95,600</p>	<p>31-03404-000 31-03404-040 31-03404-060</p>

<p>K=99,08 L=187,50</p>	DS			51-65402-000
<p>K=99,05 L=187,50 H=6,00 D=100,05</p>	DS			51-65454-000

	Type				
---	------	---	--	---	---

99,000






F32 AM / GE / GEF / MNS / MNT / MNSX / MNTX / TM1X Euro 3	D	4 Cyl	3200cc	kW	(ps)
F5 C Euro 3	D	4 Cyl	3200cc	kW	(ps)
F5 CE Euro 3	D	4 Cyl	3200cc	kW	(ps)

	11-02827-000 CH 62,500 B- 19,900 BØ 50,000 TL 93,000	AP	91-09692-000 1 2,500  CdC 2 2,000  CK 3 2,500 		Ø 99,000 Ø 99,400	31-04827-000 31-04827-040
 36,00x81,00						
Claas ve Fiat / Iveco ile Ortak Motor						

	K=103,00 L=174,00 H=5,00 D=105,00	DS			51-65750-000	
---	--	----	--	--	---------------------	--






100,000









8035.06	D	1985	1988	3 Cyl	2710cc
8040.02 / 8045.06	D	1985		4 Cyl	3613cc

	11-01350-000 CH 65,100 B- 22,700 BØ 49,000 TL 108,500	AP	91-09403-000 1 2,500  CrP 2 2,500  P 3 5,500 		Ø 100,000 Ø 100,400 Ø 100,600	31-03350-000 31-03350-040 31-03350-060
 38,00x85,00						

100,000





Tier YESIL MOTOR	D			3 Cyl	cc	kW	(50-55ps)
------------------	---	--	--	-------	----	----	-----------

	11-01351-000 CH 65,330 B- 20,000 BØ 48,200 TL 108,680		91-09406-000 1 2,500  CrP 2 2,500  P 3 4,000 		Ø 100,000	31-03351-000
 38,00x85,00						

	<p>Type</p>		<p>B</p> 	<p>C</p> 		
						

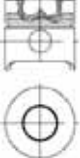



100,000

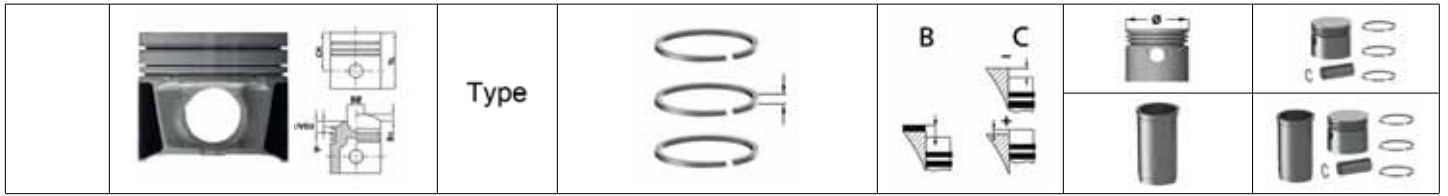
8045.06 TURBO	D	4 Cyl	(ps)
---------------	---	-------	------

	<p>11-01353-000 CH 65,100 B- 22,700 BØ 49,000 TL 108,500</p>	<p>AP</p>	<p>91-09406-000 1 2,500  CrP 2 2,500  P 3 4,000  CrP</p>	<p>Ø 100,000 Ø 100,400 Ø 100,600</p>	<p>31-03353-000 31-03353-040 31-03353-060</p>

100,000

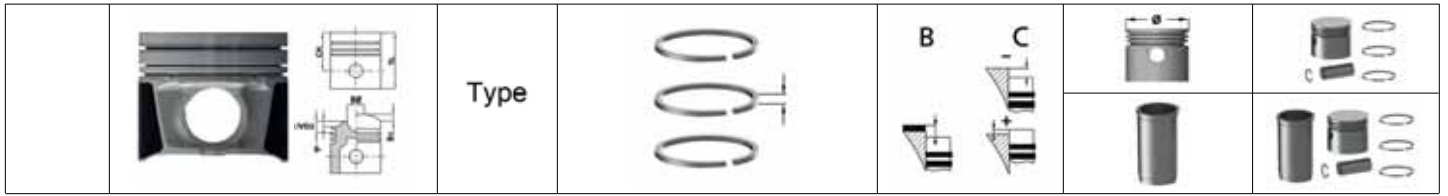
8025.02	D	2 Cyl	1728cc
8030.02 / 8035.02	D	3 Cyl	2592cc
8040.02 / 8045.02	D	4 Cyl	3456cc
8060.02 / 8065.02	D	6 Cyl	5184cc

	<p>11-01354-000 CH 59,650 B- 23,700 BØ 47,000 TL 101,150</p>		<p>91-09403-000 1 2,500  CrP 2 2,500  P 3 5,500  CrP</p>	<p>Ø 100,000 Ø 100,600</p>	<p>31-03354-000 31-03354-060</p>



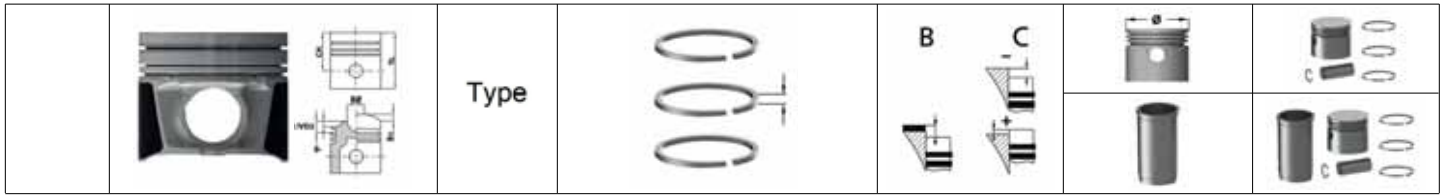
100,000			
8025.02	D	1972	2 Cyl 1727cc
8030.02 / 8035.02	D	1969	3 Cyl 2592cc
8040.02 / 8045.02	D	1973	4 Cyl 3456cc
8060.02 / 8065.02	D	1972	6 Cyl 5184cc

<p>11-01403-000 CH 59,650 B- 23,700 BØ 47,000 TL 101,150</p> <p>32,00x84,00</p>	<p>91-09403-000</p> <p>1 2,500 CrP 2 2,500 P 3 5,500 CrP</p>	<p>+0,46/+0,79</p>	<p>Ø 100,000 Ø 100,600</p>	<p>31-03403-000 31-03403-060</p>
<p>K=103,20 L=187,50</p> <p>DS +0,20</p>	<p>51-65403-020</p>			
<p>K=103,55 L=187,50</p> <p>DS +0,50</p>	<p>51-65403-050</p>			
<p>K=104,06 L=187,50</p> <p>DS +1,00</p>	<p>51-65403-100</p>			
<p>K=103,05 L=187,50 H=6,00 D=104,05</p> <p>DS</p>	<p>51-65404-000</p>			
<p>K=103,50 L=187,50 H=6,00 D=104,50</p> <p>DS +0,50</p>	<p>51-65404-050</p>			
<p>K=104,05 L=187,50 H=6,00 D=105,00</p> <p>DS +1,00</p>	<p>51-65404-100</p>			
<p>K=104,50 L=187,50 H=6,00 D=105,50</p> <p>DS +1,50</p>	<p>51-65404-150</p>			



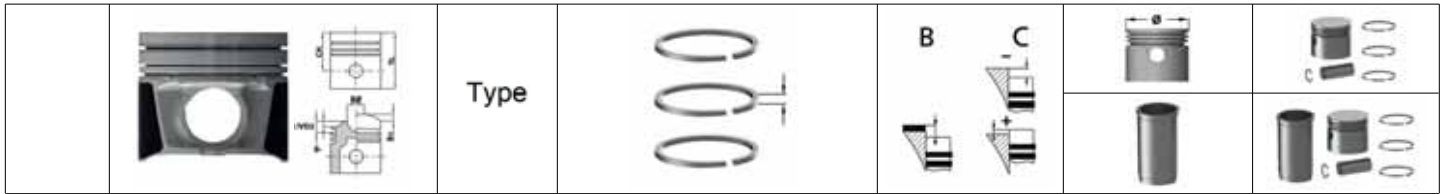
100,000									
8035.06		D	1985	1988	3 Cyl	2710cc	40kW	(55ps)	
8040.02 / 8045.06		D	1985		4 Cyl	3613cc	48kW	(65ps)	

	11-01405-000 CH 65,100 B- 22,700 BØ 49,000 TL 108,500		91-09406-000 1 2,500 CrP 2 2,500 P 3 4,000 CrP	+0,365/+0,761	Ø 100,000 Ø 100,400 Ø 100,600	31-03405-000 31-03405-040 31-03405-060
K=103,06 L=196,00		DS			51-65406-000	
K=103,55 L=196,00		DS +0,50			51-65406-050	
K=103,05 L=196,00 H=6,00 D=104,05		DS			51-65449-000	
K=103,50 L=196,00 H=6,00 D=104,50		DS +0,50			51-65449-050	
K=104,05 L=196,00 H=6,00 D=105,00		DS +1,00			51-65449-100	



100,000	
8040.02	D 1971 1981 4 Cyl 3456cc 60kW (82ps)
8040.02.041 / 267 / 300 / 367	D 1972 1990 4 Cyl 3456cc 56kW (76ps)
8040.02.360	D 1972 1990 4 Cyl 3456cc 44kW (60ps)

<p>11-01406-000 CH 59,650 B- 23,500 BØ 47,100 TL 101,150</p> <p>34,00x84,00</p>	<p>91-09406-000</p> <p>1 2,500 CrP 2 2,500 P 3 4,000 CrP</p>	<p>+0,365/+0,761</p>	<p>Ø 100,000 Ø 100,600</p>	<p>31-03406-000 31-03406-060</p>
<p>K=103,06 L=187,50</p>	<p>DS</p>			<p>51-65403-000</p>
<p>K=103,20 L=187,50</p>	<p>DS +0,20</p>			<p>51-65403-020</p>
<p>K=103,55 L=187,50</p>	<p>DS +0,50</p>			<p>51-65403-050</p>
<p>K=104,06 L=187,50</p>	<p>DS +1,00</p>			<p>51-65403-100</p>
<p>K=103,05 L=187,50 H=6,00 D=104,05</p>	<p>DS</p>			<p>51-65404-000</p>
<p>K=103,50 L=187,50 H=6,00 D=104,50</p>	<p>DS +0,50</p>			<p>51-65404-050</p>
<p>K=104,05 L=187,50 H=6,00 D=105,00</p>	<p>DS +1,00</p>			<p>51-65404-100</p>
<p>K=104,50 L=187,50 H=6,00 D=105,50</p>	<p>DS +1,50</p>			<p>51-65404-150</p>



102,000							
D 115		D	4 Cyl	2340cc	33kW	(45ps)	
D 115,050		D	4 Cyl	2340cc	39kW	(53ps)	
D 121,050 / D 171,050		D	4 Cyl	3595cc	47kW	(64ps)	
D 2404,062		D	4 Cyl	3759cc	61kW	(83ps)	

<p>11-01415-000 CH 59,500 B- 24,500 BØ 48,500 TL 101,000</p> <p>32,00x84,00</p>		<p>91-09415-000</p> <p>1 2,500 CR</p> <p>2 2,500 P</p> <p>3 5,000 CR</p>		Ø 102,000	31-03415-000
<p>K=110,00 L=222,30 H=137,30 D=120,00</p>	AF			51-95513-000	71-07415-000
<p>K=110,00 L=222,30 H=136,80 D=120,00</p>	AF		O-Ring/Seal 55-50919-000 <small>1 SM 110,10x117,60x0,50</small>	51-96213-000 52-96213-000	71-07409-000 72-07409-000

102,000							
F4 AE 3481		D	2006	2008	4 Cyl	3922cc	134kW (182ps)
F4 AE 3682 A / B / C Euro 4		D			6 Cyl	5883cc	kW (ps)
F4 AE 3682 E Euro 4		D			6 Cyl	5883cc	194 kW (264 ps)

<p>11-02265-000 CH 71,380 B- 17,150 BØ 76,000 TL 105,380</p> <p>40,00x82,68</p>	AP YS	<p>91-09370-000</p> <p>1 3,000 CR</p> <p>2 2,350 P</p> <p>3 4,000 CrP</p>		Ø 102,000 Ø 102,500	31-04265-000 31-04265-050
--	----------	---	--	------------------------	--

102,000							
F4AE0454A / F4BE0454B		D			6 Cyl	5900cc	kW (ps)
<p>11-02834-000 CH 71,450 B- 22,000 BØ 51,300 TL 105,300</p> <p>40,00x83,00</p>	AP	<p>91-09370-000</p> <p>1 3,000 CR</p> <p>2 2,350 P</p> <p>3 4,000 CrP</p>		Ø 102,000	31-04834-000		

		Type					

102,000

F4BE0684B

D

4 Cyl

5900cc

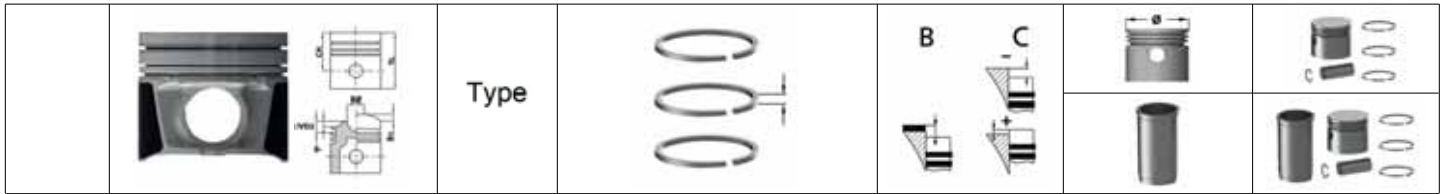
	11-02839-000 CH 71,350 B- 22,000 BØ 51,300 TL 105,300	AP	91-09369-000 1 3,000 Mo 2 3,000 P 3 4,000 CrP		Ø 102,000	31-04839-000
	40,00x83,00					

102,000

F4 AE 0481 A Euro 3	D	2000	2003	4 Cyl	3920cc	125kW	(170ps)
F4 AE 0481 C Euro 3	D	2000	2003	4 Cyl	3920cc	110kW	(149ps)
F4 AE 0481 D Euro 3	D	2000	2003	4 Cyl	3920cc	95kW	(130ps)
F4 AE 0681 A Euro 3	D	2000	2003	6 Cyl	5880cc	202kW	(275ps)
F4 AE 0681 B Euro 3	D	2000	2003	6 Cyl	5880cc	176kW	(239ps)
F4 AE 0681 D Euro 3	D	2000	2003	6 Cyl	5880cc	154kW	(210ps)
F4 AE 0681 E Euro 3	D	2000	2003	6 Cyl	5880cc	134kW	(182ps)
F4 AE 0684 C	D			6 Cyl	5880cc	169kW	(227ps)

	11-02847-000 CH 71,380 B- 18,550 BØ 56,000 TL 105,380	AP YS	91-09370-000 1 3,000 CR 2 2,350 P 3 4,000 CrP	+0,45/+0,65	Ø 102,000 Ø 102,500 Ø 103,000	31-04847-000 31-04847-050 31-04847-100
	40,00x82,68					

	K=105,00 L=202,00 H=5,00 D=108,00	DS			51-65130-000	
--	--	----	--	--	---------------------	--



103,000

8031.04.300	D	1979	1984	3 Cyl	2749cc	40kW	(54ps)
8035.04.265 / 270 / 272 / 300 / 359 / 370 / 376-378	D	1970		3 Cyl	2749cc	35-43kW	(48-58ps)
8035.44.059	D	1980	1987	3 Cyl	2749cc	35kW	(48ps)
8040.04.200 / 280	D	1983	1986	4 Cyl	3666cc	63kW	(85ps)
8041.04.200 / 250 / 260 / 300	D	1979	1988	4 Cyl	3666cc	50-63kW	(68-88ps)
80411.002 / 1.004 / 1.005 / 1.006	D	1982		4 Cyl	3666cc	52-59kW	(71-80ps)
8045.04.189 / 270 / 275-277 / 293 / 300 / 359 / 370 / 376 / 377	D	1975	1985	4 Cyl	3666cc	48-57kW	(65-78ps)
80511105	D	1982	1987	5 Cyl	4583cc	72kW	(98ps)
8055.04.200	D	1980	1984	5 Cyl	4583cc	63-66kW	(86-90ps)
8055.04.205	D	1981	1984	5 Cyl	4583cc	65kW	(88ps)
8055.04.250	D	1981	1981	5 Cyl	4583cc	60kW	(82ps)
8060.04.000 / 051-052 / 055 / 060 / 066 / 070 / 620 / 621 / 630 / 639 / 658 / 660-662 / 669-670 / 672 / 675 / 689	D	1978	1990	6 Cyl	5499cc	73-102kW	(99-139ps)
8060.05.661-663 / 673	D	1986	1988	6 Cyl	5499cc	81-96kW	(110-120ps)
8065.04.089 / 095 / 097 / 200 / 217 / 270	D	1976	1988	6 Cyl	5499cc	53-85kW	(72-115ps)

<p>11-01407-000 CH 59,650 B- 22,700 BØ 50,000 TL 101,150</p> <p> 34,00x89,80</p>	<p>91-09407-000</p> <p>1 2,500 CrP 2 2,500 P 3 4,000 CrP</p>	+0,465/+0,785	<p>Ø 103,000 Ø 103,600</p>	<p>31-03407-000 31-03407-060</p>
<p>K=107,05 L=187,50</p>	DS		51-65407-000	71-07407-000
<p>K=107,15 L=187,50</p>	DS +0,10		51-65407-010	
<p>K=107,25 L=187,50</p>	DS +0,20		51-65407-020	
<p>K=107,05 L=187,50 H=6,00 D=108,00</p>	DS		51-65456-000	
<p>K=107,50 L=187,50 H=6,00 D=108,50</p>	DS +0,50		51-65456-050	
<p>K=108,05 L=187,50 H=6,00 D=109,00</p>	DS +1,00		51-65456-100	



103,000

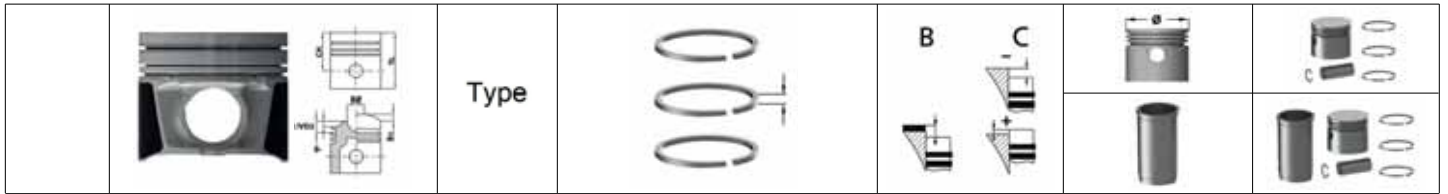
8060.24 D 6 Cyl 5499cc kW (ps)

	11-02835-000 CH 59,650 B- 22,700 BØ 51,000 TL 101,150	AP HA	91-09933-000 1 3,000 MoP 2 2,500 P 3 4,000 CrP	Ø 103,000	31-04835-000

103,000

8060.24.001 D 1982 1988 6 Cyl 5500cc

	11-02842-000 CH 59,600 B- 22,700 BØ 51,000 TL 101,150	AP	91-09933-000 1 3,000 MoP 2 2,500 P 3 4,000 CrP	Ø 103,000	31-04842-000



103,000								
8031.04.300		D	1979	1984	3 Cyl	2749cc	40kW	(54ps)
8035.04.265 / 270 / 272 / 300 / 359 / 370 / 376-378		D	1970		3 Cyl	2749cc	35-43kW	(48-58ps)
8035.44.059		D	1980	1987	3 Cyl	2749cc	35kW	(48ps)
8040.04.200 / 280		D	1983	1986	4 Cyl	3666cc	63kW	(85ps)
8041.04.200 / 250 / 260 / 300		D	1979	1988	4 Cyl	3666cc	50-63kW	(68-88ps)
80411.002 / 1.004 / 1.005 / 1.006		D	1982		4 Cyl	3666cc	52-59kW	(71-80ps)
8045.04.189 / 270 / 275-277 / 293 / 300 / 359 / 370 / 376 / 377		D	1975	1985	4 Cyl	3666cc	48-57kW	(65-78ps)
80511105		D	1982	1987	5 Cyl	4583cc	72kW	(98ps)
8055.04.200		D	1980	1984	5 Cyl	4583cc	63-66kW	(86-90ps)
8055.04.205		D	1981	1984	5 Cyl	4583cc	65kW	(88ps)
8055.04.250		D	1981	1981	5 Cyl	4583cc	60kW	(82ps)
8060.04.000 / 051-052 / 055 / 060 / 066 / 070 / 620-621 / 630 / 639 / 658 / 660-662 / 669 / 670 / 672 / 675 / 689		D	1978	1990	6 Cyl	5499cc	73-102kW	(99-139ps)
8060.05.661-663 / 673		D	1986	1988	6 Cyl	5499cc	81-96kW	(110-120ps)
8065.04.089 / 095 / 097 / 200 / 217 / 270		D	1976	1988	6 Cyl	5499cc	53-85kW	(72-115ps)

<p>11-02930-000 CH 59,650 B- 22,400 BØ 52,000 TL 101,000</p> <p>34,00x90,00</p>	AP	<p>91-09407-000</p> <p>1 2,500 CrP 2 2,500 P 3 4,000 CrP</p>		Ø 103,000	31-04930-000
<p>K=107,05 L=187,50</p>	DS			51-65407-000	
<p>K=107,15 L=187,50</p>	DS +0,10			51-65407-010	
<p>K=107,25 L=187,50</p>	DS +0,20			51-65407-020	
<p>K=107,05 L=187,50 H=6,00 D=108,00</p>	DS			51-65456-000	
<p>K=107,50 L=187,50 H=6,00 D=108,50</p>	DS +0,50			51-65456-050	
<p>K=108,05 L=187,50 H=6,00 D=109,00</p>	DS +1,00			51-65456-100	

		Type				

103,000

8060.24.601

D 1983 1985 6 Cyl 5499cc 124kW (169ps)

	11-02933-000 CH 59,610 B- 22,500 BØ 53,000 TL 101,150	AP	91-09933-000 1 3,000 MoP 2 2,500 P 3 4,000 CrP	Ø 103,000	31-04933-000

34,00x90,00

104,000

TUMOSAN 8045.25 231

D 4 Cyl cc kW (ps)

	11-01000-000 CH 65,330 B- 23,260 BØ 45,540 TL 104,330	AP	91-09409-000 1 3,000 MoP 2 2,500 P 3 4,000 CR	Ø 104,000 Ø 104,600	31-03000-000 31-03000-060

38,00x85,00


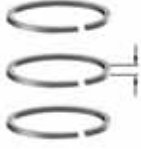






104,000

TUMOSAN 8045.25 231 Euro2 / 8045.05/25

D 4 Cyl 3900cc 66-74kW (90-100ps)







	11-01001-000 CH 65,330 B- 21,400 BØ 48,200 TL 104,330	AP	91-09409-000 1 3,000 MoP 2 2,500 P 3 4,000 CR	Ø 104,000 Ø 104,600	31-03001-000 31-03001-060

38,00x85,00

	<p>Type</p>		<p>B</p> 	<p>C</p> 		
						

104,000







TUMOSAN 4DT39 D 4 Cyl cc

 	<p>11-01002-000 CH 65,330 B- 23,260 BØ 45,540 TL 104,330</p>	<p>AP</p>	<p>91-09315-000 1 3,000  CrP 2 2,385  P 3 3,500  CrP</p>	<p>Ø 104,000 Ø 107,100</p>	<p>31-03002-000 31-03002-060</p>
	 38,00x84,80				

104,000







8035.05 D 2004 3 Cyl

8045.05/25 D 2004 4 Cyl

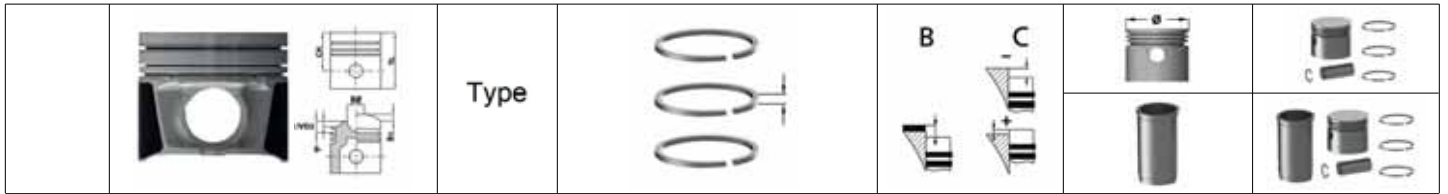
 	<p>11-01030-000 CH 65,330 B- 21,400 BØ 48,200 TL 104,330</p>	<p>AP</p>	<p>91-09409-000 1 3,000  MoP 2 2,500  P 3 4,000  CR</p>	<p>Ø 104,000</p>	<p>31-03030-000</p>
	 38,00x85,00				

104,000

8045.25D.313T D 4 Cyl 3908cc 76kW (110ps)


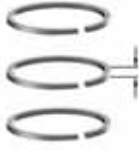



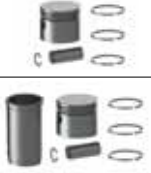
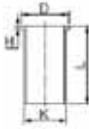
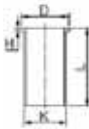
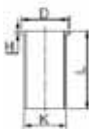
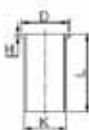
 	<p>11-01031-000 CH 65,330 B- 18,200 BØ 58,000 TL 104,330</p>	<p>AP</p>	<p>91-09409-000 1 3,000  MoP 2 2,500  P 3 4,000  CR</p>	<p>Ø 104,000</p>	<p>31-03031-000</p>
	 38,00x85,00				

Iveco ve Ihc/Case ile Ortak Motor



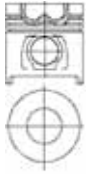




104,000									
8031.05.300			D	1985	1989	3 Cyl	2931cc	43kW	(58ps)
8035.05.000 / 200 / 206 / 216 / 265 / 306-309 / 317 / 358 / 359 / 377				D	1984		3 Cyl	2931cc	37-44kW (50-60ps)
8040.05.200 / 203 / 230 / 232 / 233 / 235				D	1987	1992	4 Cyl	3908cc	65kW (88ps)
8045.05.000 / 200 / 204-209 / 216 / 217 / 300 / 304 / 306-309 / 317 / 359 / 389 / 393 / 395				D	1984		4 Cyl	3908cc	57-60kW (78-82ps)
8045.06.206				D	1984		4 Cyl	3908cc	51kW (70ps)
8055.05.000 / 200 / 205 / 250				D	1984		5 Cyl	4885cc	66-72kW (90-98ps)
8060.05.000 / 200 / 201 / 203 / 205 / 246 / 270 / 276 / 280 / 284-286 / 288 / 289				D	1985		6 Cyl	5863cc	79-102kW (108-138ps)
8065.05.000				D	1984		6 Cyl	5863cc	85kW (115ps)

<p>11-01340-000 CH 65,100 B- 22,700 BØ 51,700 TL 108,500</p> <p>38,00x85,00</p>			<p>91-09340-000</p> <p>1 2,500 CrP 2 2,500 P 3 4,000 CrP</p>			<p>Ø 104,000 Ø 104,600</p>	<p>31-03340-000 31-03340-060</p>
			<p>K=107,05 L=198,00</p>	DS			51-65408-000
<p>K=107,17 L=197,00</p>	DS +0,20			51-65408-020			
<p>K=107,56 L=198,00</p>	DS +0,50			51-65408-050			
<p>K=108,07 L=198,00</p>	DS +1,00			51-65408-100			
<p>K=106,97 L=198,00 H=5,05 D=109,85</p>	DS			51-65409-000			
<p>K=107,07 L=198,00 H=5,05 D=110,05</p>	DS +0,10			51-65409-010			
<p>K=107,17 L=198,00 H=5,05 D=110,05</p>	DS +0,20			51-65409-020			

		Type		B  C 		
	K=107,17 L=198,00 H=5,05 D=110,05	DS +0,20			51-65409-020	
	K=107,50 L=198,00 H=6,00 D=110,35	DS +0,50			51-65409-050	
	K=108,00 L=198,00 H=6,00 D=110,35	DS +1,00			51-65409-100	
	K=108,50 L=198,00 H=6,00 D=111,00	DS +1,50			51-65409-150	

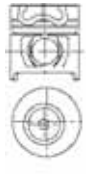




104,000

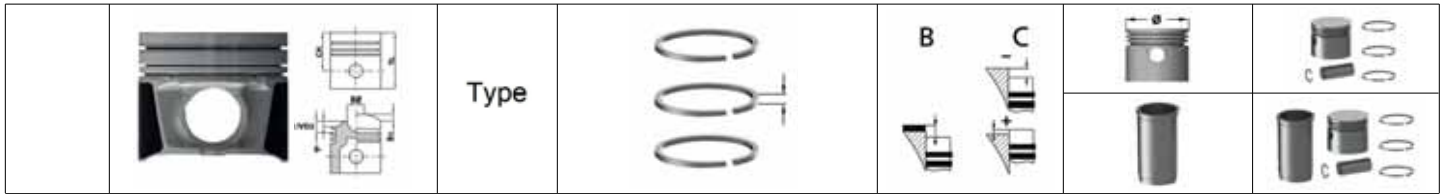
8035.05.215	D	1983	3 Cyl	44kW	(60ps)
8045.05.000	D	1987	4 Cyl	59kW	(80ps)
8045.05.213-215	D	1983	4 Cyl	55kW	(75ps)

	11-01343-000 CH 65,100 B- 22,700 BØ 51,700 TL 108,500	AP	91-09340-000 1 2,500  CrP 2 2,500  P 3 4,000  CrP		Ø 104,000 Ø 104,600	31-03343-000 31-03343-060
	38,00x85,00					

104,000

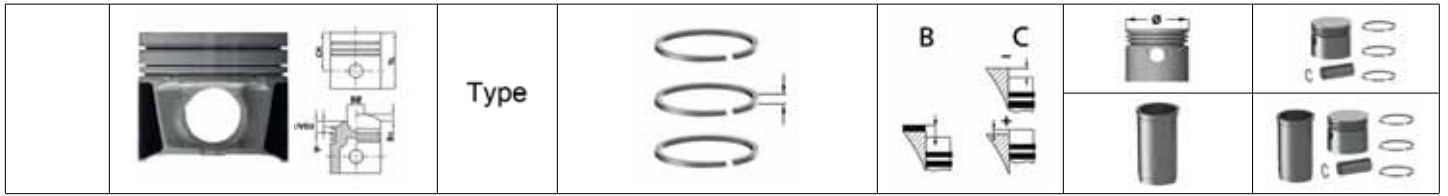
YESIL MOTOR Turbosuz	D		3 Cyl	2900cc	kW	(60ps)
----------------------	---	--	-------	--------	----	--------

	11-01352-000 CH 65,330 B- 21,400 BØ 48,200 TL 104,330		91-09340-000 1 2,500  CrP 2 2,500  P 3 4,000  CrP		Ø 104,000	31-03352-000
	38,00x85,00					



104,000	
8040.25.200-203	D 1987 1992 6 Cyl 3908cc (115ps)
8060.25.600 / 605	D 1986 6 Cyl 5868cc (177ps)

<p>11-01355-000 CH 65,150 B- 20,880 BØ 54,500 TL 104,150</p> <p>38,00x85,00</p>	AP	<p>91-09409-000</p> <p>1 3,000 MoP 2 2,500 P 3 4,000 CR</p>		<p>Ø 104,000 Ø 104,600</p>	<p>31-03355-000 31-03355-060</p>
<p>K=107,05 L=198,00</p>	DS			51-65408-000	
<p>K=107,17 L=197,00</p>	DS +0,20			51-65408-020	
<p>K=107,56 L=198,00</p>	DS +0,50			51-65408-050	
<p>K=108,07 L=198,00</p>	DS +1,00			51-65408-100	
<p>K=106,97 L=198,00 H=5,05 D=109,85</p>	DS			51-65409-000	
<p>K=107,07 L=198,00 H=5,05 D=110,05</p>	DS +0,10			51-65409-010	
<p>K=107,17 L=198,00 H=5,05 D=110,05</p>	DS +0,20			51-65409-020	
<p>K=107,50 L=198,00 H=6,00 D=110,35</p>	DS +0,50			51-65409-050	



	K=108,00 L=198,00 H=6,00 D=110,35	Type DS +1,00		B C		
	K=108,50 L=198,00 H=6,00 D=111,00	DS +1,50			51-65409-100	
	K=108,50 L=198,00 H=6,00 D=111,00	DS +1,50			51-65409-150	

104,000

8031.05.300	D	1985	1989	3 Cyl	2931cc	43kW	(58ps)
8035.05.000 / 200 / 206 / 208 / 216 / 265 / 306-309 / 317 / 359 / 389 / 393 / 395	D	1984		3 Cyl	2931cc	37-44kW	(50-60ps)
8040.05.200 / 203 / 230 / 232-233 / 235	D	1987	1992	4 Cyl	3908cc	65kW	(88ps)
8045.05.000 / 200 / 204-209 / 216 / 217 / 300 / 304 / 306-309 / 317 / 359 / 389 / 393 / 395	D	1984		4 Cyl	3908cc	57-60kW	(78-82ps)
8045.06.206	D	1984		4 Cyl	3908cc	51kW	(70ps)
8055.05.000 / 200 / 205 / 250	D	1984		5 Cyl	4885cc	66-72kW	(90-98ps)
8060.05.000 / 200-201 / 203 / 205 / 246 / 270 / 276 / 280 / 284-286 / 288 / 289	D	1985		6 Cyl	5863cc	79-102kW	(108-138ps)
8065.05.000	D	1984	1990	6 Cyl	5863cc	85kW	(115ps)

	11-01408-000 CH 65,150 B- 22,500 BØ 52,200 TL 108,500	AP	91-09340-000 1 2,500 CrP 2 2,500 P 3 4,000 CrP	+0,46/+0,79	Ø 104,000 Ø 104,600	31-03408-000 31-03408-060
	K=107,05 L=198,00	DS			51-65408-000	

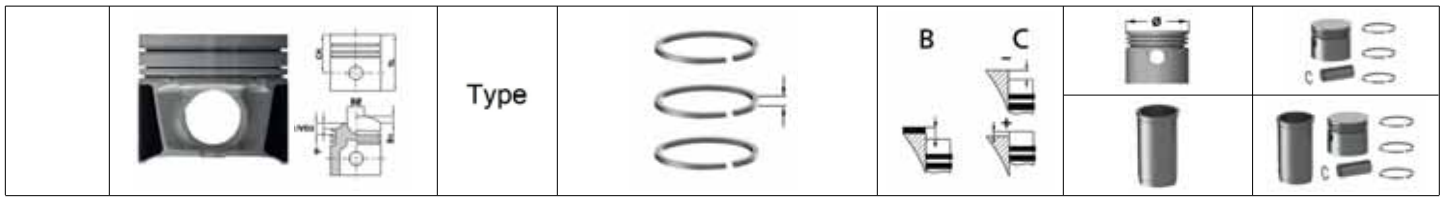
	K=107,17 L=197,00	DS +0,20			51-65408-020	
--	----------------------	-------------	--	--	--------------	--

	K=107,56 L=198,00	DS +0,50			51-65408-050	
--	----------------------	-------------	--	--	--------------	--

	K=108,07 L=198,00	DS +1,00			51-65408-100	
--	----------------------	-------------	--	--	--------------	--

	K=106,97 L=198,00 H=5,05 D=109,85	DS			51-65409-000	
--	--	----	--	--	--------------	--

	K=106,97 L=198,00 H=5,05 D=109,85	DS			51-65409-000	
--	--	----	--	--	--------------	--



	Type					
	K=107,07 L=198,00 H=5,05 D=110,05	DS +0,10				51-65409-010
	K=107,17 L=198,00 H=5,05 D=110,05	DS +0,20				51-65409-020
	K=107,50 L=198,00 H=6,00 D=110,35	DS +0,50				51-65409-050
	K=108,00 L=198,00 H=6,00 D=110,35	DS +1,00				51-65409-100
	K=108,50 L=198,00 H=6,00 D=111,00	DS +1,50				51-65409-150

104,000

8040.25.000 / 200-203 / 207 / 208 / 220 / 222-223 / 225 / 229-231 / 233 / 234 / 600	D	1987	1992	4 Cyl	3908cc	74-85kW	(101-115ps)
8060.25.000 Euro2	D	1991	2001	6 Cyl	5863cc	130kW	(177ps)
8060.25.600-605 / 621 / 630 / 631 / 641 / 662-663 / 669 / 670 / 673 / 678 / 679	D	1983	1999	6 Cyl	5863cc	92-130kW	(120-177ps)
8060.25.661	D	1986	1988	6 Cyl	5863cc	92kW	(120ps)
8065.05.220	D	1986		6 Cyl	5863cc	81kW	(110ps)
8065.25.080 / 094	D	1988		6 Cyl	5863cc	105kW	(143-150ps)

	11-01409-000 CH 65,100 B- 22,500 BØ 54,500 TL 104,150	AP	91-09409-000 1 3,000 MoP 2 2,500 P 3 4,000 CR	+0,46/+0,79	Ø 104,000 Ø 104,600	31-03409-000 31-03409-060
	38,00x85,00					

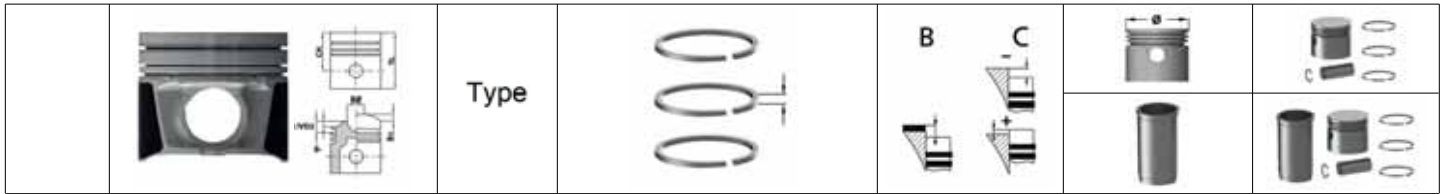
	K=106,97 L=198,00 H=5,05 D=109,85	DS				51-65409-000
	K=107,07 L=198,00 H=5,05 D=110,05	DS +0,10				51-65409-010

		Type				
	K=107,17 L=198,00 H=5,05 D=110,05	DS +0,20			51-65409-020	
	K=107,50 L=198,00 H=6,00 D=110,35	DS +0,50			51-65409-050	
	K=108,00 L=198,00 H=6,00 D=110,35	DS +1,00			51-65409-100	
	K=108,50 L=198,00 H=6,00 D=111,00	DS +1,50			51-65409-150	
	K=107,00 L=198,00 H=6,50 D=110,50	DS			51-65758-000	
	K=107,50 L=198,00 H=6,50 D=110,50	DS +0,50			51-65758-050	

104,000

NEF45 SM1	D	4 Cyl	3364cc	59kW	(80ps)
NEF45 SM2	D	4 Cyl	3364cc	66kW	(90ps)
NEF45 TM1	D	4 Cyl	4500cc	85kW	(116ps)
NEF45 TM2	D	4 Cyl	4500cc	87kW	(118ps)
NEF67 SM1	D	6 Cyl	6700cc	110kW	(150ps)
NEF67 TM3	D	6 Cyl	6700cc	152kW	(207ps)

	11-02263-000 CH 62,385 B- 24,200 BØ 52,500 TL 96,385	AP	91-09416-000 1 3,000 CK 2 2,385 P 3 4,000 CR	Ø 104,000 Ø 104,400	31-04263-000 31-04263-040
	38,00x82,00				



104,000

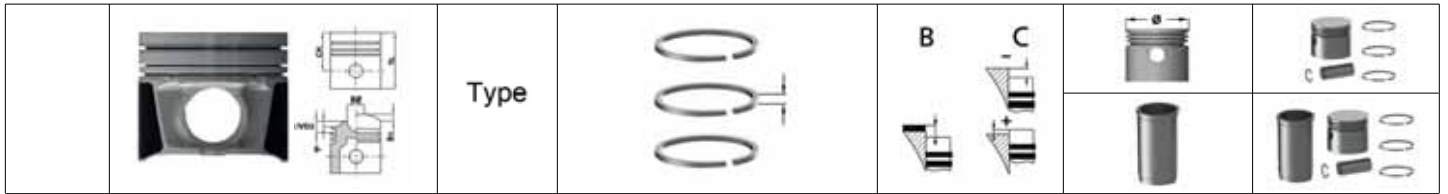
F4 AE 0686B	D	2006	6 Cyl	6700cc	272kW	(369ps)
F4 GE 0454A / 0455B / 9454H/ 9484F	D		6 Cyl	6700cc	74kW	(100ps)
F4 GE 0484C	D		4 Cyl	4500cc	94kW	(128ps)
F4 GE 0485A	D		6 Cyl	6700cc	98kW	(133ps)
F4 GE 0485C	D		6 Cyl	6700cc	87kW	(118ps)
F4 GE 0655B	D		6 Cyl	6700cc	125kW	(169ps)
F4 GE 0685B	D		6 Cyl	6700cc	152-165kW	(206-224ps)
F4 GE 0685D	D		6 Cyl	6700cc	130kW	(176ps)
F4 GE 9454J	D		4 Cyl	4500cc	63kW	(85ps)
F4 GE 9484F	D		4 Cyl	4500cc	70kW	(95ps)
N45MNS Euro3	D		4 Cyl	4500cc	66 kW	(90 ps)
N45MNT Euro3	D		4 Cyl	4500cc	93kW	(126ps)
NEF45SM1	D		4 Cyl	4500cc	59kW	(80ps)
NEF45TM1	D		4 Cyl	4500cc	85kW	(116ps)
NEF67SM1	D		6 Cyl	6700cc	110kW	(150ps)

	11-02264-000 CH 62,385 B- 24,200 BØ 52,400 TL 96,400	AP	91-09416-000 1 3,000 CK 2 2,385 P 3 4,000 CR		Ø 104,000	31-04264-000 31-04264-040
					Ø 104,400	

104,000

F4GE0404	D	2004	4 Cyl	4485cc	60kW	(81ps)
F4GE0604	D	2004	6 Cyl	6728cc	81kW	(110ps)

	11-02826-000 CH 62,400 B- 23,920 BØ 47,800 TL 96,400		91-09340-000 1 2,500 CrP 2 2,500 P 3 4,000 CrP		Ø 104,000	31-04826-000



104,000

N45 ENT Euro 3	D	4 Cyl	4500cc	104kW	(141ps)
N45 MNS Euro 3	D	4 Cyl	4500cc	66kW	(90ps)
N45 MNT Euro 3	D	4 Cyl	4500cc	93kW	(126ps)
N45 MSS Euro 3	D	4 Cyl	4500cc	66kW	(90ps)
N67 ENT Euro 3	D	6 Cyl	6700cc	175kW	(238ps)
N67 MNT Euro 3	D	6 Cyl	6700cc	129kW	(175ps)

<p>11-02828-000 CH 62,390 B- 20,480 BØ 57,510 TL 96,380</p> <p>38,00x82,00</p>	AP	<p>91-09416-000</p> <p>1 3,000 CK</p> <p>2 2,385 P</p> <p>3 4,000 CR</p>		Ø 104,000	31-04828-000

104,000

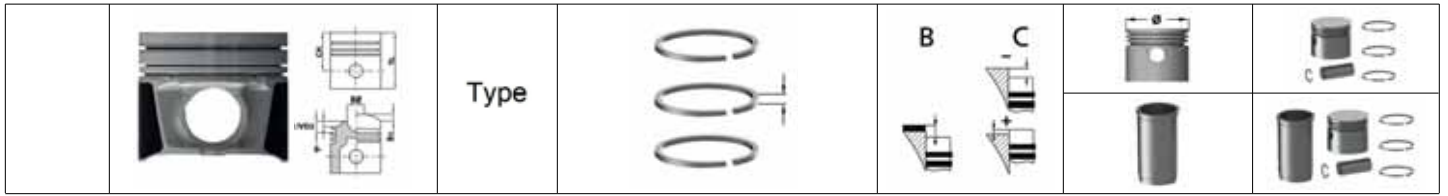
F4 HE 968 A Euro 3	D	6 Cyl	6700cc	kW	(ps)
N67 ENT Euro 3	D	6 Cyl	6700cc	175kW	(238ps)
N67 ENT x20.00 Euro 3	D	6 Cyl	6700cc	kW	(ps)

<p>11-02829-000 CH 62,400 B- 21,000 BØ 59,500 TL 96,500</p> <p>38,00x82,00</p>	AP YS	<p>91-09416-000</p> <p>1 3,000 CK</p> <p>2 2,385 P</p> <p>3 4,000 CR</p>		Ø 104,000 Ø 104,400	31-04829-000 31-04829-040
Fiat / Iveco ve New Holland ile Ortak Motor					

104,000

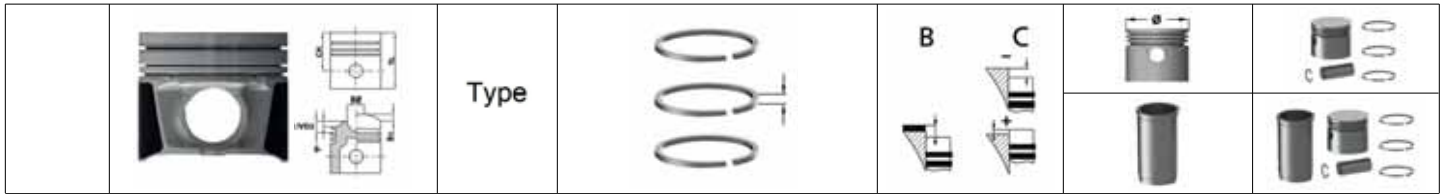
60.65,60.66,60.90,FL4	D	1983	4 Cyl	2931cc	
Engine	D	1996	5 Cyl	3908cc	
SeriesTNF65	D	1996	4 Cyl	3908cc	

<p>11-02832-000 CH 65,330 B- 21,400 BØ 48,200 TL 104,330</p> <p>38,00x85,00</p>		<p>91-09340-000</p> <p>1 2,500 CrP</p> <p>2 2,500 P</p> <p>3 4,000 CrP</p>		Ø 104,000 Ø 104,600	31-04832-000 31-04832-060













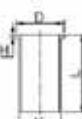
104,000							
8040.05.4990	D		4 Cyl	3908cc	80kW	(109ps)	
8040.25.4200 / 400 / 420 / 4000 / 4200	D	1986	1996	4 Cyl	3908cc	85kW	(115ps)
8040.25R.4200	D	1991	1996	4 Cyl	3908cc	85kW	(115ps)
8040.25X.4000 / 4927	D	1991	1996	4 Cyl	3908cc	85kW	(116ps)
8060.25.4200 / 400 / 420 / 4000 / 4200	D	1991	2000	6 Cyl	5861cc	130kW	(177ps)
8060.25.4200 / 4300 / 4700 / 4900 Series	D	1991	2000	6 Cyl	5861cc	105kW	(143ps)
8060.25V.40004080 / 4800 Euro1	D	1991	2003	6 Cyl	5861cc	130kW	(177ps)

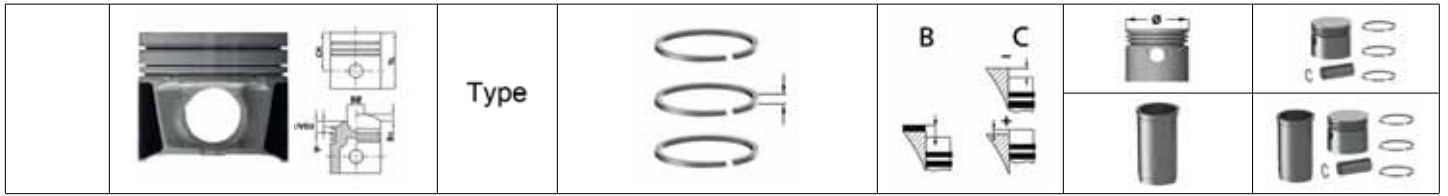
<p>11-02850-000 CH 65,330 B- 21,000 BØ 46,000 TL 104,330</p> <p>38,00x85,00</p>	AP	<p>91-09859-000</p> <p>1 3,500 Mo</p> <p>2 2,500 Mo</p> <p>3 4,000 CR</p>		Ø 104,000	31-04850-000
<p>K=107,05 L=198,00</p>	DS			51-65408-000	
<p>K=107,17 L=197,00</p>	DS +0,20			51-65408-020	
<p>K=107,56 L=198,00</p>	DS +0,50			51-65408-050	
<p>K=108,07 L=198,00</p>	DS +1,00			51-65408-100	












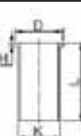
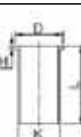
104,000

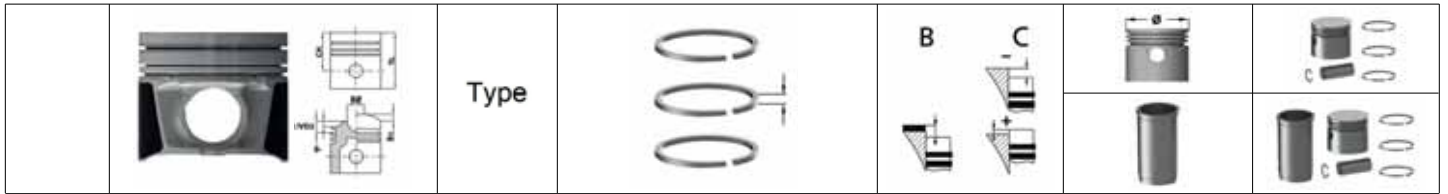
8040.45D.5100 / 5101 / 5103 / 5105 Euro2	D	1994	2000	4 Cyl	3908cc	85kW	(115ps)
8040.45D.5200 / 5201 / 5203 / 5205 / 5280 / 5281 Euro2	D	1994		4 Cyl	3908cc	100kW	(136ps)
8060.45.5200-5205 / 5210 / 5211 / 5220-5223 / 5232-5235 / 5250 / 5251 / 5255	D	1995		6 Cyl	5863cc	152kW	(207ps)
8060.45B.5100-5105 / 5110-5113 / 5120-5124 / 5145 / 5146 / 5150-5155 / 5160 / 5185 / 5186 Euro2	D	1991	2003	6 Cyl	5863cc	130kW	(177ps)

 11-02851-000 CH 65,330 B- 21,750 BØ 48,200 TL 104,330  38,00x85,00	AP	91-09859-000 1 3,500  Mo 2 2,500  CR 3 4,000  CR	+0,46/+0,79	Ø 104,000	31-04851-000
 K=106,97 L=198,00 H=5,05 D=109,85	DS			51-65409-000	
 K=107,07 L=198,00 H=5,05 D=110,05	DS +0,10			51-65409-010	
 K=107,17 L=198,00 H=5,05 D=110,05	DS +0,20			51-65409-020	
 K=107,50 L=198,00 H=6,00 D=110,35	DS +0,50			51-65409-050	
 K=108,00 L=198,00 H=6,00 D=110,35	DS +1,00			51-65409-100	
 K=108,50 L=198,00 H=6,00 D=111,00	DS +1,50			51-65409-150	



104,000	
8040.45.400	D 1991 2001 4 Cyl 3908cc 100kW (136ps)
8060.45.4100TCA	D 6 Cyl 5861cc 152kW (207ps)
8060.45.600	D 6 Cyl 5861cc 151kW (206ps)

 11-02856-000 CH 65,300 B- 22,100 BØ 54,500 TL 104,300  38,00x85,00	AP	91-09859-000 1 3,500  Mo 2 2,500  CR 3 4,000  CR		Ø 104,000	31-04856-000
 K=106,97 L=198,00 H=5,05 D=109,85	DS			51-65409-000	
 K=107,07 L=198,00 H=5,05 D=110,05	DS +0,10			51-65409-010	
 K=107,17 L=198,00 H=5,05 D=110,05	DS +0,20			51-65409-020	
 K=107,50 L=198,00 H=6,00 D=110,35	DS +0,50			51-65409-050	
 K=108,00 L=198,00 H=6,00 D=110,35	DS +1,00			51-65409-100	
 K=108,50 L=198,00 H=6,00 D=111,00	DS +1,50			51-65409-150	



104,000

8060.45.7200 Euro2	D	1995	6 Cyl	5858cc	167kW	(227ps)
8060.45S.7200-7203 / 7205 / 7210-7211 / 7213 / 7215 / 7250 / 7251 / 7255 Euro2	D	1991	2003	6 Cyl	5858cc	167kW (227ps)

<p>11-02865-000 CH 65,330 VD1 0,350 B- 20,550 BØ 54,000 TL 104,330</p> <p>38,00x85,00</p>	AP	<p>91-09859-000</p> <p>1 3,500 Mo</p> <p>2 2,500 CR</p> <p>3 4,000 CR</p>		Ø 104,000	31-04865-000
<p>K=106,97 L=198,00 H=5,05 D=109,85</p>	DS			51-65409-000	
<p>K=107,07 L=198,00 H=5,05 D=110,05</p>	DS +0,10			51-65409-010	
<p>K=107,17 L=198,00 H=5,05 D=110,05</p>	DS +0,20			51-65409-020	
<p>K=107,50 L=198,00 H=6,00 D=110,35</p>	DS +0,50			51-65409-050	
<p>K=108,00 L=198,00 H=6,00 D=110,35</p>	DS +1,00			51-65409-100	

110,000

C021	D	1969	4 Cyl	4562cc	66kW	(90ps)
C03 / C060 / C075	D	1968	4 Cyl	4562cc	66kW	(90ps)

<p>11-01345-000 CH 75,200 B- 27,500 BØ 51,100 TL 150,200</p> <p>40,00x93,00</p>	AP	<p>91-49412-000</p> <p>1 2,500 CrP</p> <p>2 2,500 P</p> <p>3 2,500 P</p> <p>4 5,000 CrP</p>		Ø 110,000	31-03345-000
<p>K=117,95 L=235,90 H+F=169,95+0,90 D=129,50</p>	WF-PH			51-05411-000	71-07345-000

		Type					
--	--	------	--	--	--	--	--

110,000

CN3	D	3 Cyl	3706cc	48kW	(65ps)
CO3 / CO7	D	4 Cyl	4940cc	76-81kW	(103-110ps)
CP3	D 1968	6 Cyl	7412cc	114kW	(155ps)

	11-01410-000 CH 70,200 B- 28,000 BØ 54,800 TL 140,200 40,00x93,00		91-09412-000 1 2,500 CrP 2 2,500 P 3 2,500 P 4 5,000 CrP 5 5,000 P		Ø 110,000	31-03410-000
	K=117,95 L=235,90 H+F=169,95+0,90 D=129,50	WF-PH			51-05411-000	71-07410-000

110,000

CN3	D	3 Cyl	cc	kW	(ps)
CP3	D	6 Cyl	7412cc	107kW	(145ps)

	11-01411-000 CH 70,200 B- 28,000 BØ 54,800 TL 140,200 40,00x93,00		91-49412-000 1 2,500 CrP 2 2,500 P 3 2,500 P 4 5,000 CrP		Ø 110,000	31-03411-000
	K=117,95 L=235,90 H+F=169,95+0,90 D=129,50	WF-PH			51-05411-000	71-07411-000

110,000

C021	D 1969	4 Cyl			
C03 / C060 / C075	D 1968	4 Cyl			

	11-01412-000 CH 75,200 B- 27,500 BØ 51,100 TL 150,200 40,00x93,00		91-49412-000 1 2,500 CrP 2 2,500 P 3 2,500 P 4 5,000 CrP		Ø 110,000	31-03412-000
	K=117,95 L=235,90 H+F=169,95+0,90 D=129,50	WF-PH			51-05411-000	71-07412-000

		Type				
--	--	------	--	--	--	--

110,000

CO3 / 20 / 21 / 40 / 41 / 75

D 1968

4 Cyl

4562cc

66kW

(90ps)

	11-01414-000 CH 75,200 B- 27,500 BØ 51,100 TL 150,200 40,00x93,00		91-09412-000 1 2,500 CrP 2 2,500 P 3 2,500 P 4 5,000 CrP 5 5,000 P		Ø 110,000	31-03414-000
--	---	--	---	--	-----------	--------------

	K=117,95 L=235,90 H+F=169,95+0,90 D=129,50	WF-PH			51-05411-000	71-07414-000
--	---	-------	--	--	--------------	--------------

112,000

8360,46	D 1991	2000	6 Cyl	7684cc	196kW	(267ps)
8360.46B.4591	D 1996		6 Cyl	7684cc	162-196kW	(220-267ps)
8360.46R	D 1992		6 Cyl	7684cc	175kW	(238ps)
8360.46V.4591 / 4691	D 1996		6 Cyl	7684cc	196kW	(267ps)

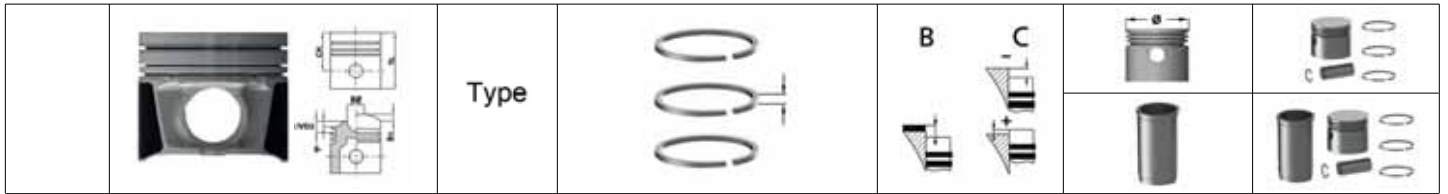
	11-02843-000 CH 76,500 VD1 1,500 B- 26,300 BØ 52,000 TL 126,500 42,00x93,00	AP YS	91-09865-000 1 3,500 CK 2 2,500 CR 3 4,000 CR		Ø 112,000	31-04843-000
--	--	----------	--	--	-----------	--------------

	K=120,49 L=232,00 H=87,00 D=129,00	WF-CR			51-05755-000	71-07344-000
--	---	-------	--	--	--------------	--------------

112,000

8360.46	D 1991		6 Cyl	7685cc	196kW	(226ps)
8360.46R.416	D		6 Cyl	7685cc	176kW	(240ps)

	11-02874-000 CH 76,500 VD1 1,500 B- 25,000 BØ 52,000 TL 126,500 42,00x93,00	AP YS	91-09865-000 1 3,500 CK 2 2,500 CR 3 4,000 CR		Ø 112,000	31-04874-000
--	--	----------	--	--	-----------	--------------



115,000
 83.6.25.000 D 1980 6 Cyl 8102cc 120-133kW (163-180ps)

	<p>11-01346-000 CH 76,500 B- 29,000 BØ 52,000 TL 140,500</p> <p> 42,00x97,00</p>	<p>AP</p>	<p>91-09346-000 1 3,000 Cr 2 2,500 CrP 3 4,000 CR</p>		<p>Ø 115,000</p>	<p>31-03346-000</p>
--	---	-----------	--	--	------------------	----------------------------

	<p>K=121,95 L=235,00 H=166,92 D=129,80</p>	<p>WF-PH</p>			<p>51-05415-000</p>	<p>71-07346-000</p>
--	---	--------------	--	--	----------------------------	----------------------------

115,000
 8340.04.000 / 040 / 200 / 250 / 300 / 350 / 362 D 1977 1988 4 Cyl 4570cc 66-74kW (90-101ps)

8340.06.000 D 1977 1987 4 Cyl 4570cc 74kW (100ps)

8360.04.200 / 300 D 1978 6 Cyl 6855cc 106kW (145ps)

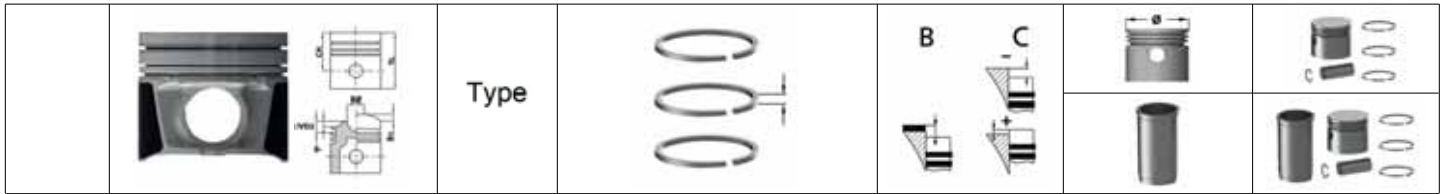
	<p>11-01413-000 CH 76,500 B- 27,000 BØ 52,000 TL 140,500</p> <p> 42,00x97,00</p>	<p>AP</p>	<p>91-09413-000 1 2,500 CrP 2 2,500 P 3 4,000 CrP</p>		<p>Ø 115,000</p>	<p>31-03413-000</p>
--	---	-----------	--	--	------------------	----------------------------

	<p>K=121,95 L=215,00 H=146,97 D=129,80</p>	<p>WF</p>			<p>51-05413-000</p>	<p>71-07413-000</p>
--	---	-----------	--	--	----------------------------	----------------------------

115,000
 F2BE0681E Euro2 D 6 Cyl 7790cc 180kW (245ps)

	<p>11-02840-000 CH 72,100 B- 21,500 BØ 60,000 TL 117,100</p> <p> 46,00x95,50</p>	<p>AP YS</p>	<p>91-09840-000 1 3,000 CrP 2 2,500 CrP 3 4,000 CrP</p>		<p>Ø 115,000</p>	<p>31-04840-000</p>
--	---	-----------------------------------	--	--	------------------	----------------------------

	<p>K=128,50 L=211,00 H+F=9,00+1,20 D=136,50</p>	<p>WF</p>			<p>51-05273-000</p>	<p>71-08840-000</p>
--	--	-----------	--	--	----------------------------	----------------------------



115,000						
F2BE0681A Euro3	D	1998	6 Cyl	7790cc	259kW	(352ps)
F2BE0681B / F Euro3	D	1998	6 Cyl	7790cc	228kW	(310ps)
F2BE0681C Euro3	D	1998	6 Cyl	7790cc	200kW	(272ps)
F2BE0681CA / D / DA / DB Euro3	D	1998	6 Cyl	7790cc	180kW	(245ps)

<p>11-02841-000 CH 72,100 B- 19,300 BØ 61,700 TL 117,100</p> <p>46,00x95,50</p>	AP YS	<p>91-09840-000</p> 1 3,000 CrP 2 2,500 CrP 3 4,000 CrP	Ø 115,000	31-04841-000

115,000						
F2BE3681 / F2BE3682 Euro4-5	D	2006	6 Cyl	7790cc	kW	(ps)

<p>11-02844-000 CH 72,100 B- 19,300 BØ 61,700 TL 117,100</p> <p>46,00x95,50</p>	AP YS	<p>91-09844-000</p> 1 2,000 CrP 2 1,500 P 3 4,000 CR	Ø 115,000	31-04844-000

115,000						
8361.25.510 / 511 Euro2	D	1984	6 Cyl	8101cc	154-173kW	(210-235ps)
8361.45.500	D	1969	6 Cyl	8101cc	169kW	(230ps)
8361.45.530	D	1985 1989	6 Cyl	8101cc	243kW	(330ps)
8365.25.500-503 / 512-515 / 520 / 522 / 530 / 532-533	D	1980	6 Cyl	8101cc	113-147kW	(116-200ps)

<p>11-02867-000 CH 76,500 VD1 1,000 B- 27,700 BØ 59,000 TL 140,500</p> <p>42,00x97,00</p>	AP	<p>91-09861-000</p> 1 3,000 CR 2 2,500 CrP 3 4,000 CR	Ø 115,000	31-04867-000

	Type			
--	-------------	--	--	--

115,000

8210.42 / 42K	D	4 Cyl	5401cc	272kW	(370ps)
8210.42.	D	4 Cyl	5401cc	277kW	(377ps)
8210.42L / L(TCA)	D	4 Cyl	5401cc	309kW	(420ps)

 11-02935-000 CH 70,500 B- 29,400 BØ 54,000 TL 140,500 40,00x99,00		91-09935-000 1 2,500 CrP 2 2,500 P 3 5,000 CrP		Ø 115,000	31-04935-000
 K=121,95 L=235,00 H=166,92 D=129,80	WF-PH			51-05415-000	71-08928-000

117,000





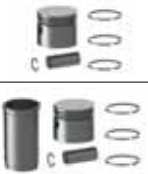
F2CFE613A	D	4 Cyl	cc	kW	(ps)
-----------	---	-------	----	----	------

 11-01028-000 CH 80,200 B- 20,800 BØ 65,600 TL 125,500 52,00x93,00	AP YS	91-09408-000 1 3,000 CkP 2 2,500 P 3 4,000 CR		Ø 117,000	31-03028-000
 K=129,50 L=226,15 H+F=8,95+1,00 D=137,50	WF			51-05759-000	71-07342-000

117,000

F2CE9687	D	4 Cyl			
----------	---	-------	--	--	--

 11-01029-000 CH 80,000 B- 20,500 BØ 65,600 TL 125,500 52,00x93,00	AP YS	91-09408-000 1 3,000 CkP 2 2,500 P 3 4,000 CR		Ø 117,000	31-03029-000
 K=129,50 L=226,15 H+F=8,95+1,00 D=137,50	WF			51-05759-000	71-07343-000

	Type				
---	------	---	--	---	---

120,000

8460.21B.613 / 615






D

6 Cyl

8460.41S.733 / 735 / 739

D 1993

6 Cyl

	11-02833-000 CH 84,700 VD1 3,100 B- 27,050 BØ 60,000 TL 134,700	AP YS HA PDB	91-09853-000 1 3,500  CR 2 3,000  CR 3 5,000  CR		Ø 120,000	31-04833-000
	48,00x96,00					

	K=134,00 L=249,25 H+F=10,00+1,00 D=144,80	WF-PH			51-05444-000	71-08833-000
--	--	-------	--	--	---------------------	---------------------

120,000






2862 nin burçsuz olan versiyonu / piston version 2862 without pin boss bushing

Cyl

cc

kW

(ps)

	11-02852-000 CH 84,700 VD1 3,180 B- 27,400 BØ 60,000 TL 134,700	AP YS	91-09853-000 1 3,500  CR 2 3,000  CR 3 5,000  CR		Ø 120,000	31-04852-000
	48,00x96,00					

	K=134,00 L=249,25 H+F=10,00+1,00 D=144,80	WF-PH			51-05444-000	71-08852-000
--	--	-------	--	--	---------------------	---------------------






120,000

8460.41E / K / R / T

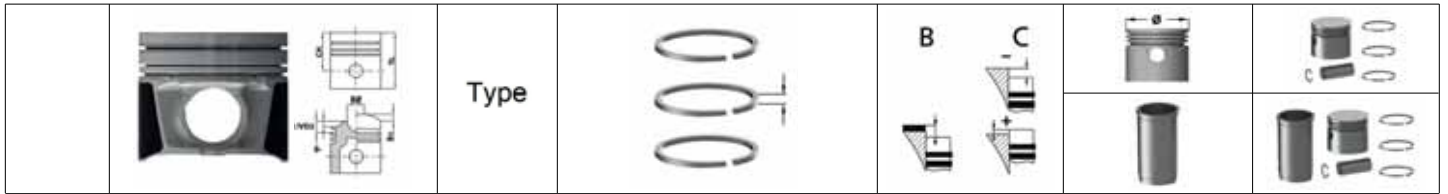
D

8460.41SRI

D

	11-02862-000 CH 84,700 VD1 3,180 B- 27,400 BØ 60,000 TL 134,700	AP YS PDB	91-09853-000 1 3,500  CR 2 3,000  CR 3 5,000  CR		Ø 120,000	31-04862-000
	48,00x96,00					

	K=134,00 L=249,25 H+F=10,00+1,00 D=144,80	WF-PH			51-05444-000	71-08862-000
--	--	-------	--	--	---------------------	---------------------



120,000							
8460.21.002 / 004			D	1986	6 Cyl	9498cc	176kW (239ps)
8460.21.102			D	1986	1994	6 Cyl	9498cc 192kW (261ps)
8460.21.406			D	1989	6 Cyl	9498cc	191kW (260ps)
8465.21.002			D	1987	6 Cyl	9498cc	186kW (253ps)

<p>11-02866-000 CH 84,700 VD1 3,100 B- 22,600 BØ 71,800 TL 134,700</p> <p>48,00x108,00</p>	<p>AP YS HA</p>	<p>91-09853-000 1 3,500 CR 2 3,000 CR 3 5,000 CR</p>			<p>Ø 120,000</p>	<p>31-04866-000</p>
	<p>K=134,00 L=249,25 H+F=10,00+1,00 D=144,80</p>	<p>WF-PH</p>			<p>51-05444-000</p>	<p>71-08876-000</p>

122,000							
8200.02.00			D	1969	6 Cyl	9880cc	147kW (200ps)
8200.12.004			D	1969	6 Cyl	9880cc	141-147kW (192-200ps)
8205.02			D	1973	1983	6 Cyl	9880cc 115kW (156ps)

<p>11-01417-000 CH 80,200 B- 28,000 BØ 65,600 TL 150,000</p> <p>42,00x104,50</p>	<p>AP</p>	<p>91-09417-000 1 3,500 CR 2 3,000 P 3 3,000 P 4 5,500 CR</p>			<p>Ø 122,000</p>	<p>31-03417-000</p>
	<p>K=128,00 L=252,00 H=6,05 D=132,00</p>	<p>DF-PH</p>			<p>51-35417-000</p>	<p>71-07417-000</p>

		Type					
--	--	------	--	--	--	--	--

125,000

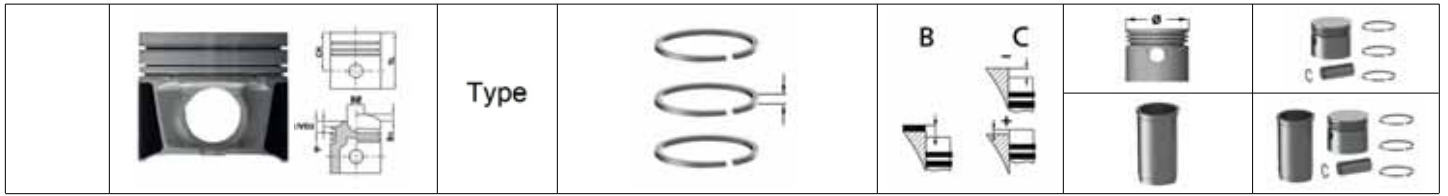
F3 AE 0681 B Euro 3	D	2000	6 Cyl	10303cc	294kW	(400ps)
F3 AE 0681 D Euro 3	D	1999	6 Cyl	10303cc	316kW	(430ps)
F3 AE 0681 E Euro 3	D	1999	6 Cyl	10303cc	287kW	(390ps)

	11-02845-000 CH 85,500 B- 21,200 BØ 88,000 TL 133,500	AP YS	91-09845-000 1 3,500 CrP 2 3,000 P 3 4,000 CrP	+0,28/+0,52	Ø 125,000	31-04845-000
	50,00x101,00					
	K=140,00 L=239,00 H+F=9,96+1,20 D=150,60	WF		O-Ring/Seal 55-50908-000 2 FPM 132,94x3,53 1 FPM 132,94x3,53	51-05281-000 52-05281-000	71-08845-000 72-08845-000
	K=140,00 L=239,00 H+F=9,96+1,20 D=150,60	WF-PH		O-Ring/Seal 55-50908-000 2 FPM 132,94x3,53 1 FPM 132,94x3,53	51-05283-000 52-05283-000	71-08844-000 72-08844-000

125,000

F3 AE 3681 A / B / D Euro 5	D	2006	6 Cyl	10308cc	331kW	(450ps)
-----------------------------	---	------	-------	---------	-------	---------

	11-02864-000 CH 85,500 B- 21,200 BØ 67,200 TL 133,500	AP YS PDB	91-09864-000 1 2,500 CkP 2 3,000 P 3 4,000 CR	+0,28/+0,52	Ø 125,000	31-04864-000
	50,00x101,00					
	K=140,00 L=239,00 H+F=9,96+1,20 D=150,60	WF		O-Ring/Seal 55-50908-000 2 FPM 132,94x3,53 1 FPM 132,94x3,53	51-05281-000 52-05281-000	71-08869-000 72-08869-000
	K=140,00 L=239,00 H+F=9,96+1,20 D=150,60	WF-PH		O-Ring/Seal 55-50908-000 2 FPM 132,94x3,53 1 FPM 132,94x3,53	51-05283-000 52-05283-000	71-08870-000 72-08870-000



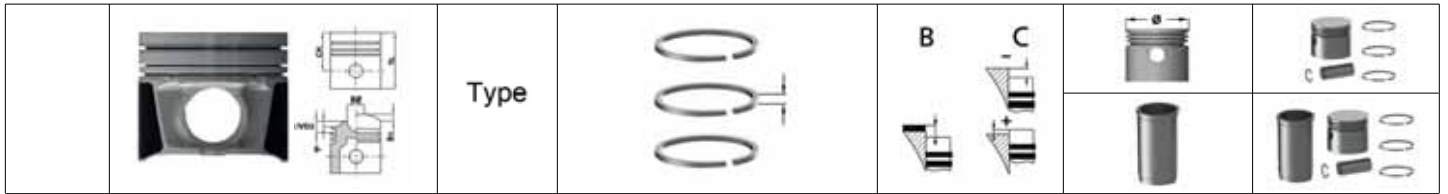
135,000										
F3 BE 0681 A Euro 3			D	2002	6 Cyl	12880cc	397kW	(540ps)		
F3 BE 0681 B / E Euro 3			D	2001	6 Cyl	12880cc	353kW	(480ps)		
F3 BE 0681 C / CB Euro 3			D	2000	6 Cyl	12880cc	324kW	(441ps)		
F3 BE 0681 F Euro 3			D	2001	6 Cyl	12880cc	337kW	(460ps)		
F3 BE 0681 G Euro 3			D	2001	6 Cyl	12880cc	280kW	(381ps)		

	11-02846-000 CH 90,400 B- 23,100 BØ 94,000 TL 142,400	AP YS	91-09846-000 1 4,000 CK 2 3,000 CR 3 5,000 CR	Ø 135,000	31-04846-000

	K=151,90 L=255,00 H+F=10,00+1,20 D=161,00	WF	O-Ring/Seal 55-50916-000 3 FPM 145,60x3,53	51-05275-000 52-05275-000	71-08849-000 72-08849-000

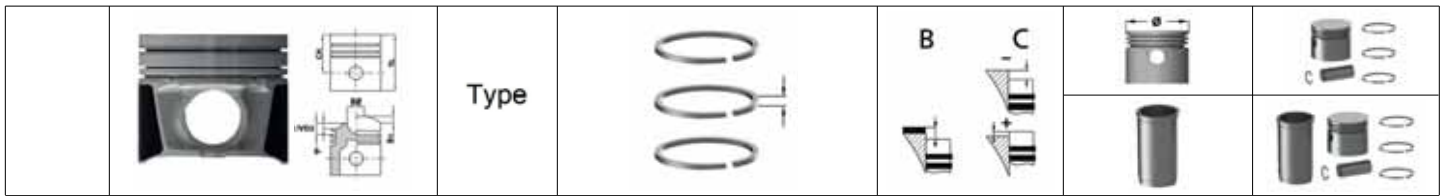
135,000										
F3 BE 3681 D Euro4			D	2006	6 Cyl	12882cc	302kW	(410ps)		

	11-02868-000 CH 90,400 B- 23,100 BØ 94,000 TL 142,400	AP YS PDB	91-09847-000 1 3,000 CkP 2 3,000 CR 3 5,000 CR	Ø 135,000	31-04868-000



137,000						
8210.02.000 / 221A	D	6 Cyl	16797cc	162-191kW	(220-260ps)	
8210.12.0	D	6 Cyl	16797cc	162-191kW	(220-260ps)	
8215.02	D	6 Cyl	16797cc	162-191kW	(220-260ps)	

<p>11-01418-000 CH 92,000 B- 32,400 BØ 67,000 TL 167,000</p> <p> 48,00x117,00</p>	AP	<p>91-09418-000</p> <p>1 4,000 Mo 2 3,000 CR 3 3,000 CR 4 5,500 CR</p>	-0,27/+0,22	Ø 137,000	31-03418-000
<p>K=143,00 L=282,00 H=6,05 D=147,00</p>	DF-PH			51-35418-000	71-07418-000
<p>K=143,02 L=282,00 H=6,05 D=147,00</p>	DF-PH +0,02			51-35418-002	
<p>K=143,05 L=282,00 H=6,05 D=147,00</p>	DF-PH +0,05			51-35418-005	
<p>K=143,25 L=282,00 H=6,05 D=147,00</p>	DF-PH +0,25			51-35418-025	
<p>K=143,50 L=282,00 H=6,05 D=147,00</p>	DF-PH +0,50			51-35418-050	
<p>K=143,00 L=282,00 H=6,05 D=149,00</p>	DF			51-35447-000	71-07419-000
<p>K=143,05 L=282,00 H=6,05 D=149,00</p>	DF +0,05			51-35447-005	
<p>K=143,25 L=282,00 H=6,05 D=149,00</p>	DF +0,25			51-35447-025	
<p>K=143,50 L=282,00 H=6,05 D=149,00</p>	DF +0,50			51-35447-050	




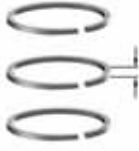
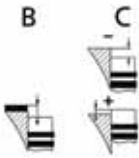

137,000

8210.42L	D	1994	2002	6 Cyl	13798cc	309kW	(420ps)
8210.42L(TCA)	D	1999	2004	6 Cyl	13798cc	309kW	(420ps)
8210.42L(TCA), 8210.42L.	D	1993	2004	6 Cyl	13798cc	309kW	(420ps)
8210.42L.	D	1993	2004	6 Cyl	13798cc	309kW	(420ps)
8210.42L., 8210.42L(TCA)	D	1993	2002	6 Cyl	13798cc	309kW	(420ps)
8210.42L.400	D	1993	2002	6 Cyl	13798cc	309kW	(420ps)
8210.42L.400, 8210.42L(TCA)	D	1992		6 Cyl	13798cc	309kW	(420ps)

<p>11-02825-000 CH 92,000 B- 21,000 BØ 83,800 TL 157,000</p> <p>50,00x115,00</p>	AP	<p>91-09854-000 1 4,000 CR 2 3,000 CR 3 5,500 CR</p>	Ø 137,000	31-04825-000
	YS HA PDB			

Astra ve Iveco ile Ortak Motor

<p>K=143,00 L=282,00 H=6,05 D=147,00</p>	DF-PH		51-35418-000	71-07421-000
<p>K=143,02 L=282,00 H=6,05 D=147,00</p>	DF-PH +0,02		51-35418-002	
<p>K=143,05 L=282,00 H=6,05 D=147,00</p>	DF-PH +0,05		51-35418-005	
<p>K=143,25 L=282,00 H=6,05 D=147,00</p>	DF-PH +0,25		51-35418-025	
<p>K=143,50 L=282,00 H=6,05 D=147,00</p>	DF-PH +0,50		51-35418-050	
<p>K=143,00 L=282,00 H=6,05 D=149,00</p>	DF		51-35447-000	71-07422-000
<p>K=143,05 L=282,00 H=6,05 D=149,00</p>	DF +0,05		51-35447-005	

	Type			
---	------	---	--	---

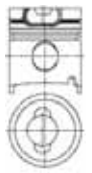





	K=143,25 L=282,00 H=6,05 D=149,00	DF +0,25			51-35447-025	
--	--	-------------	--	--	--------------	--

	K=143,50 L=282,00 H=6,05 D=149,00	DF +0,50			51-35447-050	
--	--	-------------	--	--	--------------	--


137,000

8210.22.510 / 559 / 859 / 869	D	6 Cyl	13798cc	221kW	(300ps)
-------------------------------	---	-------	---------	-------	---------

8210.22.559 / 859 / 869	D 1987	1989	6 Cyl	13798cc	235kW	(320ps)
-------------------------	--------	------	-------	---------	-------	---------

	11-02853-000 CH 92,000 B- 32,500 BØ 57,000 TL 162,000	AP YS HA	91-09418-000 1 4,000  Mo 2 3,000  CR 3 3,000  CR 4 5,500  CR		Ø 137,000	31-04853-000
	50,00x117,00					

	K=143,00 L=282,00 H=6,05 D=147,00	DF-PH			51-35418-000	71-08853-000
--	--	-------	--	--	--------------	--------------

	K=143,02 L=282,00 H=6,05 D=147,00	DF-PH +0,02			51-35418-002	
--	--	----------------	--	--	--------------	--

	K=143,05 L=282,00 H=6,05 D=147,00	DF-PH +0,05			51-35418-005	
--	--	----------------	--	--	--------------	--

	K=143,25 L=282,00 H=6,05 D=147,00	DF-PH +0,25			51-35418-025	
--	--	----------------	--	--	--------------	--

	K=143,50 L=282,00 H=6,05 D=147,00	DF-PH +0,50			51-35418-050	
--	--	----------------	--	--	--------------	--

	K=143,00 L=282,00 H=6,05 D=149,00	DF			51-35447-000	71-08865-000
--	--	----	--	--	--------------	--------------

	K=143,05 L=282,00 H=6,05 D=149,00	DF +0,05			51-35447-005	
--	--	-------------	--	--	--------------	--

		Type					
--	--	------	--	--	--	--	--

	K=143,25 L=282,00 H=6,05 D=149,00	DF +0,25				51-35447-025	
--	--	-------------	--	--	--	--------------	--

	K=143,50 L=282,00 H=6,05 D=149,00	DF +0,50				51-35447-050	
--	--	-------------	--	--	--	--------------	--

137,000
8210.42 K D 1990 6 Cyl 13798cc 272kW (370ps)

	11-02854-000 CH 92,000 B- 21,000 BØ 83,000 TL 157,000	AP YS HA	91-09854-000 1 4,000 CR 2 3,000 CR 3 5,500 CR	-0,27/+0,22	Ø 137,000	31-04854-000	
	50,00x115,00						

	K=143,00 L=282,00 H=6,05 D=147,00	DF-PH				51-35418-000	71-08854-000
--	--	-------	--	--	--	--------------	--------------

	K=143,02 L=282,00 H=6,05 D=147,00	DF-PH +0,02				51-35418-002	
--	--	----------------	--	--	--	--------------	--

	K=143,05 L=282,00 H=6,05 D=147,00	DF-PH +0,05				51-35418-005	
--	--	----------------	--	--	--	--------------	--

	K=143,25 L=282,00 H=6,05 D=147,00	DF-PH +0,25				51-35418-025	
--	--	----------------	--	--	--	--------------	--

	K=143,50 L=282,00 H=6,05 D=147,00	DF-PH +0,50				51-35418-050	
--	--	----------------	--	--	--	--------------	--

	K=143,00 L=282,00 H=6,05 D=149,00	DF				51-35447-000	71-08857-000
--	--	----	--	--	--	--------------	--------------

	K=143,05 L=282,00 H=6,05 D=149,00	DF +0,05				51-35447-005	
--	--	-------------	--	--	--	--------------	--

	Type			
--	-------------	--	--	--

	K=143,25 L=282,00 H=6,05 D=149,00	DF +0,25			51-35447-025
--	--	-------------	--	--	--------------

	K=143,50 L=282,00 H=6,05 D=149,00	DF +0,50			51-35447-050
--	--	-------------	--	--	--------------

137,000

8210.42.009 / 011 / 101 / 115 D 1987 6 Cyl 13798cc 265kW (360ps)

	11-02858-000 CH 92,000 B- 33,000 BØ 72,000 TL 157,000	AP YS	91-09854-000 1 4,000 CR 2 3,000 CR 3 5,500 CR	-0,27/+0,20	Ø 137,000	31-04858-000
	50,00x117,00					

	K=143,00 L=282,00 H=6,05 D=147,00	DF-PH			51-35418-000	71-08858-000
--	--	-------	--	--	--------------	---------------------

	K=143,02 L=282,00 H=6,05 D=147,00	DF-PH +0,02			51-35418-002	
--	--	----------------	--	--	--------------	--

	K=143,05 L=282,00 H=6,05 D=147,00	DF-PH +0,05			51-35418-005	
--	--	----------------	--	--	--------------	--

	K=143,25 L=282,00 H=6,05 D=147,00	DF-PH +0,25			51-35418-025	
--	--	----------------	--	--	--------------	--

	K=143,50 L=282,00 H=6,05 D=147,00	DF-PH +0,50			51-35418-050	
--	--	----------------	--	--	--------------	--

	K=143,00 L=282,00 H=6,05 D=149,00	DF			51-35447-000	71-08863-000
--	--	----	--	--	--------------	---------------------

	K=143,05 L=282,00 H=6,05 D=149,00	DF +0,05			51-35447-005	
--	--	-------------	--	--	--------------	--

	Type		B 	C 		
--	-------------	--	--------------	--------------	--	--

	K=143,25 L=282,00 H=6,05 D=149,00	DF +0,25			51-35447-025	
--	--	-------------	--	--	--------------	--

	K=143,50 L=282,00 H=6,05 D=149,00	DF +0,50			51-35447-050	
--	--	-------------	--	--	--------------	--

137,000
8210.42 K D 1990 6 Cyl 13798cc 272kW (370ps)

	11-02859-000 CH 92,000 B- 21,000 BØ 83,000 TL 157,000	AP YS	91-09854-000 1 4,000 CR 2 3,000 CR 3 5,500 CR		Ø 137,000	31-04859-000
	50,00x115,00					

	K=143,00 L=282,00 H=6,05 D=147,00	DF-PH			51-35418-000	71-08859-000
--	--	-------	--	--	--------------	--------------

	K=143,02 L=282,00 H=6,05 D=147,00	DF-PH +0,02			51-35418-002	
--	--	----------------	--	--	--------------	--

	K=143,05 L=282,00 H=6,05 D=147,00	DF-PH +0,05			51-35418-005	
--	--	----------------	--	--	--------------	--

	K=143,25 L=282,00 H=6,05 D=147,00	DF-PH +0,25			51-35418-025	
--	--	----------------	--	--	--------------	--

	K=143,50 L=282,00 H=6,05 D=147,00	DF-PH +0,50			51-35418-050	
--	--	----------------	--	--	--------------	--

	K=143,00 L=282,00 H=6,05 D=149,00	DF			51-35447-000	
--	--	----	--	--	--------------	--

	K=143,05 L=282,00 H=6,05 D=149,00	DF +0,05			51-35447-005	
--	--	-------------	--	--	--------------	--

		Type					
--	--	------	--	--	--	--	--

	K=143,25 L=282,00 H=6,05 D=149,00	DF +0,25				51-35447-025	
--	--	-------------	--	--	--	--------------	--

	K=143,50 L=282,00 H=6,05 D=149,00	DF +0,50				51-35447-050	
--	--	-------------	--	--	--	--------------	--

137,000

8210,42 D 6 Cyl 13798cc kW (ps)

	11-02860-000 CH 92,000 B- 25,500 BØ 72,000 TL 157,000	AP YS	91-09854-000 1 4,000 CR 2 3,000 CR 3 5,500 CR			Ø 137,000	31-04860-000
	50,00x115,00						

	K=143,00 L=282,00 H=6,05 D=147,00	DF-PH				51-35418-000	71-08867-000
--	--	-------	--	--	--	--------------	---------------------

	K=143,02 L=282,00 H=6,05 D=147,00	DF-PH +0,02				51-35418-002	
--	--	----------------	--	--	--	--------------	--


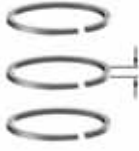
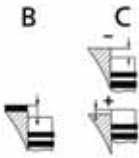

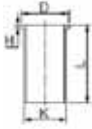
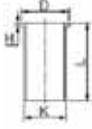
	K=143,05 L=282,00 H=6,05 D=147,00	DF-PH +0,05				51-35418-005	
--	--	----------------	--	--	--	--------------	--

	K=143,25 L=282,00 H=6,05 D=147,00	DF-PH +0,25				51-35418-025	
--	--	----------------	--	--	--	--------------	--

	K=143,50 L=282,00 H=6,05 D=147,00	DF-PH +0,50				51-35418-050	
--	--	----------------	--	--	--	--------------	--

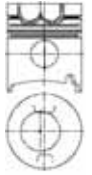





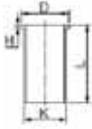
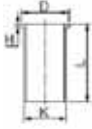

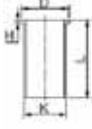
	K=143,00 L=282,00 H=6,05 D=149,00	DF				51-35447-000	71-08855-000
--	--	----	--	--	--	--------------	---------------------


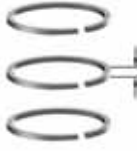
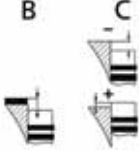

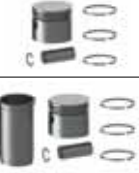
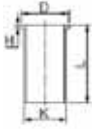

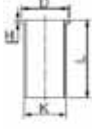
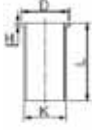
	K=143,05 L=282,00 H=6,05 D=149,00	DF +0,05				51-35447-005	
--	--	-------------	--	--	--	--------------	--






	Type			
	K=143,25 L=282,00 H=6,05 D=149,00	DF +0,25		51-35447-025
	K=143,50 L=282,00 H=6,05 D=149,00	DF +0,50		51-35447-050

137,000

8210.22.000 / 069 / 101 / 175 / 183 / 235 / 236 / 269 / 317 / 327 / 371 / 373 / 385	D	1980	6 Cyl	13798cc
8210.22.105	D	1984	1987	6 Cyl 13798cc
8210.22.406 / 409 / 419 / 631	D	1983	6 Cyl	13798cc
8215.22.520	D	1979	1991	6 Cyl 13798cc
8215.22.531	D	1979	1991	6 Cyl 13798cc
8215.22.542	D	1982	1990	6 Cyl 13798cc

	11-02932-000 CH 92,000 B- 33,000 BØ 72,000 TL 162,000	AP YS	91-09932-000 1 4,000  CrP 2 3,000  CrP 3 3,000  P 4 5,500  CrP	-0,275/+0,225	Ø 137,000	31-04932-000
	K=143,00 L=282,00 H=6,05 D=147,00	DF-PH			51-35418-000	71-08932-000
	K=143,02 L=282,00 H=6,05 D=147,00	DF-PH +0,02			51-35418-002	
	K=143,05 L=282,00 H=6,05 D=147,00	DF-PH +0,05			51-35418-005	
	K=143,25 L=282,00 H=6,05 D=147,00	DF-PH +0,25			51-35418-025	
	K=143,50 L=282,00 H=6,05 D=147,00	DF-PH +0,50			51-35418-050	

		Type				
	K=143,00 L=282,00 H=6,05 D=149,00	DF			51-35447-000	71-08933-000
	K=143,05 L=282,00 H=6,05 D=149,00	DF +0,05			51-35447-005	
	K=143,25 L=282,00 H=6,05 D=149,00	DF +0,25			51-35447-025	
	K=143,50 L=282,00 H=6,05 D=149,00	DF +0,50			51-35447-050	

	Type				
---	------	---	--	---	---

97,000

OM 352.900 / 913 / 916 / 918 / 937 / 946 / 950 / 968 / 988 / 994





D 1986


6 Cyl

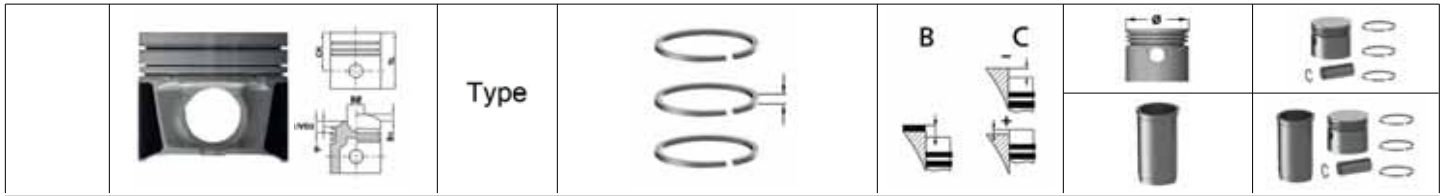
5675cc

99-124kW

(135-168ps)

	<p>11-01622-000 CH 65,200 *CH 64,800 VD1 2,200 *VD1 2,200 B- 20,000 *B- 20,000 BØ 55,000 *BØ 55,000 TL 105,200 *TL 104,800</p> <p>* For Oversize Piston Dimensions 36,00x82,50</p>	AP	<p>91-09622-000 1 2,500  Mo 2 2,500  CR 3 4,000  CR</p>	-0,07/+0,30	Ø 97,000 Ø 97,500 Ø 98,000	31-03622-000 31-03622-050 31-03622-100
Ford ve Mercedes-Benz ile Ortak Motor						

	K=100,40 L=222,00 H=5,20 D=103,50	DS			51-65635-000	
	K=101,05 L=222,00 H=6,00 D=103,92	DS +0,50			51-65635-050	
	K=101,50 L=222,00 H=6,00 D=104,42	DS +1,00			51-65635-100	
	K=102,50 L=222,00 H=6,00 D=105,42	DS +2,00			51-65635-200	
	K=101,00 L=222,00 H=5,50 D=103,50	DS			51-65735-000	
	K=101,50 L=222,00 H=5,50 D=104,00	DS +0,50			51-65735-050	



97,000

OM 352.937 D 1986 6 Cyl 5675cc 110kW (150ps)

	11-02912-000 CH 65,200 VD1 2,400 B- 20,000 BØ 55,000 TL 115,700	AP	91-09912-000 1 3,000 CR 2 3,000 P 3 3,000 P 4 5,500 CrP 5 5,500 P	-0,07/+0,30	Ø 97,000 Ø 97,500 Ø 98,000	31-04912-000 31-04912-050 31-04912-100
36,00x82,50						
Ford ve Mercedes-Benz ile Ortak Motor						

	K=101,00 L=222,00 H=5,50 D=103,50	DS			51-65735-000	
--	--	----	--	--	--------------	--

	K=101,50 L=222,00 H=5,50 D=104,00	DS +0,50			51-65735-050	
--	--	-------------	--	--	--------------	--

104,770

6D D 6 Cyl 5945cc 81kW (110ps)


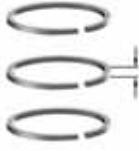
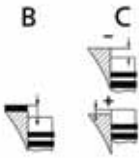

	11-01428-000 CH 71,250 VD1 2,600 B- 23,000 BØ 57,500 TL 119,900	AP CP	91-09428-000 1 2,385 CrP 2 2,385 CrP 3 2,385 P 4 4,747 CrP	-0,150/+0,40	Ø 104,770 Ø 105,155 Ø 105,665	31-03428-000 31-03428-015 31-03428-035
34,93x90,00						

	K=108,87 L=218,80	DS			51-65427-000	
--	----------------------	----	--	--	--------------	--

	K=108,95 L=218,50 H=7,00 D=109,95	DS			51-65428-000	
--	--	----	--	--	--------------	--

	K=109,50 L=218,50 H=7,00 D=110,50	DS +0,50			51-65428-050	
--	--	-------------	--	--	--------------	--

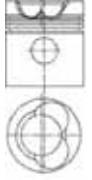



	K=110,00 L=218,50 H=7,00 D=111,00	DS +1,00			51-65428-100	
--	--	-------------	--	--	--------------	--

	Type			
---	------	---	--	---

	K=110,50 L=218,50 H=7,00 D=111,50	DS +1,50			51-65428-150
	K=111,00 L=218,50 H=7,00 D=112,00	DS +2,00			51-65428-200





104,770






363DOVERII	D	6 Cyl	5950cc	kW	(ps)
------------	---	-------	--------	----	------

	11-01429-000 CH 71,250 VD1 2,300 B- 23,000 BØ 57,500 TL 119,900	AP CP	91-39428-000 1 2,385  CrP 2 2,385  CrP 3 4,747  CrP	+0,380/+0,152	Ø 104,770 Ø 105,155 Ø 105,665	31-03429-000 31-03429-015 31-03429-035
	36,51x86,20					

104,770





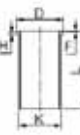
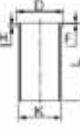
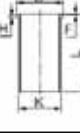
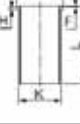
6D	D	6 Cyl	5946cc		
----	---	-------	--------	--	--

	11-01450-000 CH 71,250 VD1 2,600 B- 23,000 BØ 57,300 TL 119,900	AP CP	91-39428-000 1 2,385  CrP 2 2,385  CrP 3 4,747  CrP	-0,150/+0,40	Ø 104,770 Ø 105,155 Ø 105,665	31-03450-000 31-03450-015 31-03450-035
	34,93x90,00					

	Type				
---	------	---	--	---	---






104,770

DOVER6.0TCI TurboIntercooled D 1992 6 Cyl 5946cc kW (185ps)

	11-02236-000 CH 71,250 VD1 2,300 B- 21,500 BØ 55,000 TL 119,900	AP HA	91-09236-000 1 3,000  MoP 2 2,500  P 3 4,000  P	+0,30/+0,40	Ø 104,770	31-04236-000
	41,00x87,12					
	K=109,07 L=218,50 H+F=4,75+0,70 D=112,75	DS			51-65429-000	
	K=109,25 L=218,50 H+F=4,75+0,70 D=112,75	DS +0,25			51-65429-025	
	K=109,53 L=218,50 H+F=5,05+0,70 D=113,00	DS +0,50			51-65429-050	
	K=110,07 L=218,50 H+F=6,00+0,70 D=113,75	DS +1,00			51-65429-100	






104,770

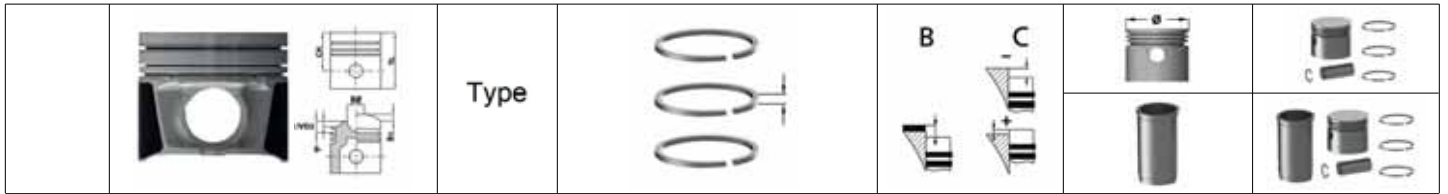
Strok Boyu 0,20mm Kisa Piston / Stroke Length 0,20mm Shorter Piston Cyl cc (ps)

	11-02236-001 CH 71,050 VD1 2,300 B- 21,500 BØ 55,000 TL 119,700	AP HA	91-09236-000 1 3,000  MoP 2 2,500  P 3 4,000  P		Ø 104,770	31-04236-001
	41,00x87,12	CH -0,20 mm				







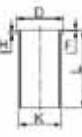
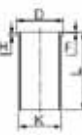
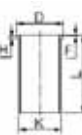
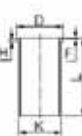
104,770

Strok Boyu 0,40mm Kisa Piston / Stroke Length 0,40mm Shorter Piston

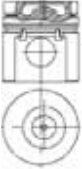





	11-02236-002 CH 70,850 VD1 2,300 B- 21,500 BØ 55,000 TL 119,500	AP HA	91-09236-000 1 3,000  MoP 2 2,500  P 3 4,000  P		Ø 104,770	31-04236-002
	41,00x87,12	CH -0,40 mm				

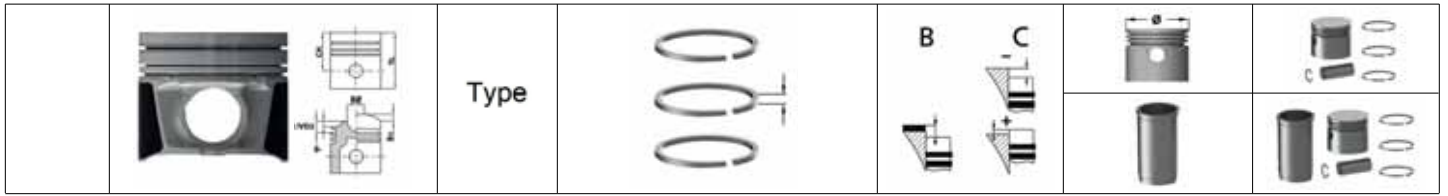


104,770						
150 / 6CA-Dover			D	1981	1996	
2726T			D	1981		
360TCTornado			D	1981		

 <p>11-02237-000 CH 71,250 VD1 2,300 B- 22,000 BØ 60,250 TL 119,900</p>  41,00x87,12	AP	<p>91-09237-000</p> <p>1 3,100  MoP</p> <p>2 2,385  P</p> <p>3 2,385  P</p> <p>4 4,750  P</p>	+0,152/+0,380	Ø 104,770	31-04237-000
	 <p>K=109,07 L=218,50 H+F=4,75+0,70 D=112,75</p>	DS			51-65429-000
 <p>K=109,25 L=218,50 H+F=4,75+0,70 D=112,75</p>	DS +0,25			51-65429-025	
 <p>K=109,53 L=218,50 H+F=5,05+0,70 D=113,00</p>	DS +0,50			51-65429-050	
 <p>K=110,07 L=218,50 H+F=6,00+0,70 D=113,75</p>	DS +1,00			51-65429-100	

104,770						
DOVER6.0TCI			D	1981	1996	6 Cyl 5946cc kW (ps)

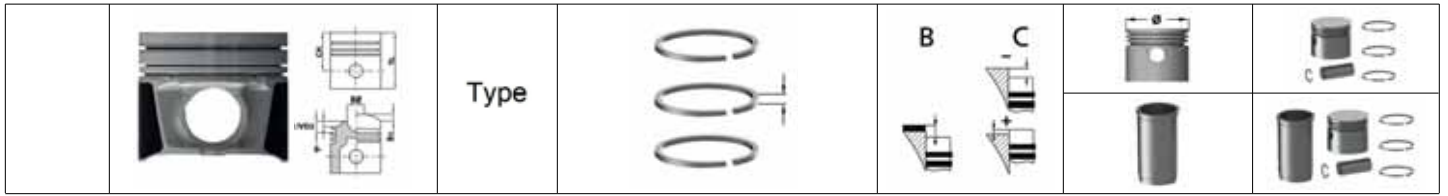
 <p>11-02239-000 CH 71,230 B- 20,300 BØ 55,900 TL 112,880</p>  41,00x87,12	AP	<p>91-09239-000</p> <p>1 3,000  CrP</p> <p>2 2,500  P</p> <p>3 4,000  CR</p>	+0,25/+0,40	Ø 104,770	31-04239-000
	 <p>K=109,08 L=218,50 H=5,00 D=113,00</p>	DS			51-65499-000



104,775






2701E,2706E DORSET	D	1965	1969	4 Cyl	2400cc
2704E,2709E DORSET	D	1965	1969	6 Cyl	3600cc

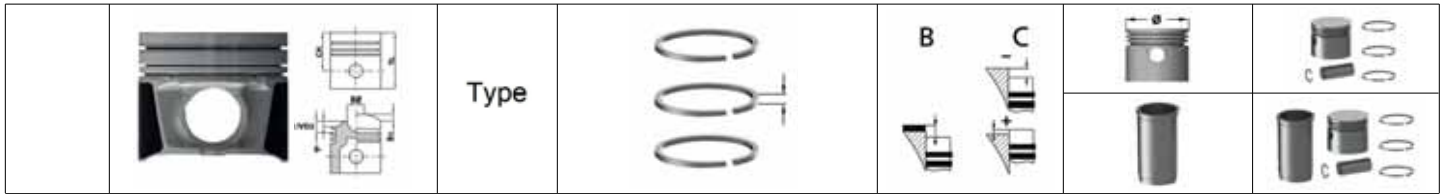
	<p>11-01430-000 CH 71,000 VD1 1,800 B- 25,800 BØ 51,500 TL 118,000</p> <p>34,93x90,00</p>		<p>91-09428-000</p> <table border="0"> <tr> <td>1</td> <td>2,385</td> <td></td> <td>CrP</td> </tr> <tr> <td>2</td> <td>2,385</td> <td></td> <td>CrP</td> </tr> <tr> <td>3</td> <td>2,385</td> <td></td> <td>P</td> </tr> <tr> <td>4</td> <td>4,747</td> <td></td> <td>CrP</td> </tr> </table>	1	2,385		CrP	2	2,385		CrP	3	2,385		P	4	4,747		CrP	<p>+0,15/+0,40</p>	<p>Ø 104,775 Ø 105,275 Ø 105,525 Ø 105,775</p>	<p>31-03430-000 31-03430-020 31-03430-030 31-03430-040</p>
1	2,385		CrP																			
2	2,385		CrP																			
3	2,385		P																			
4	4,747		CrP																			
	<p>K=108,87 L=218,80</p>	<p>DS</p>			<p>51-65427-000</p>																	
	<p>K=108,95 L=218,50 H=7,00 D=109,95</p>	<p>DS</p>			<p>51-65428-000</p>																	
	<p>K=109,50 L=218,50 H=7,00 D=110,50</p>	<p>DS +0,50</p>			<p>51-65428-050</p>																	
	<p>K=110,00 L=218,50 H=7,00 D=111,00</p>	<p>DS +1,00</p>			<p>51-65428-100</p>																	
	<p>K=110,50 L=218,50 H=7,00 D=111,50</p>	<p>DS +1,50</p>			<p>51-65428-150</p>																	
	<p>K=111,00 L=218,50 H=7,00 D=112,00</p>	<p>DS +2,00</p>			<p>51-65428-200</p>																	



106,680







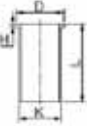
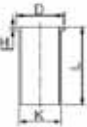
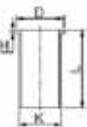


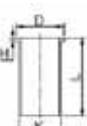

6Y / 7A	D	1965	4 Cyl	3818cc	49-55kW	(67-75ps)
6Y / 7A / 2504E / 2508E	D	1965	3 Cyl	2868cc	32-35kW	(44-47ps)

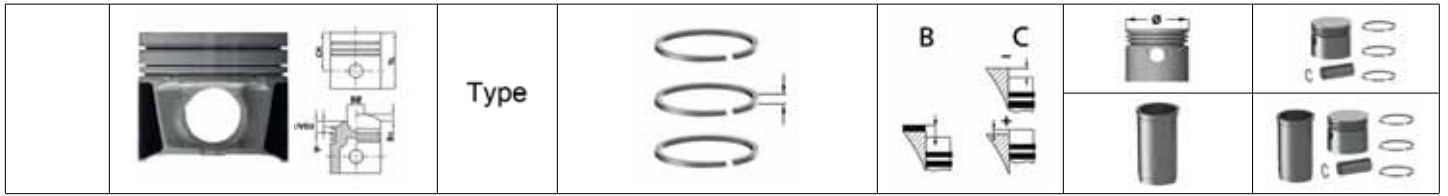
<p>11-01431-000 CH 70,150 B- 17,900 BØ 59,200 TL 129,000</p> <p> 38,10x89,15</p>	AP	<p>91-09433-000</p> <p>1 2,385  CR</p> <p>2 2,385  CR</p> <p>3 2,385  P</p> <p>4 4,747  CR</p>	-0,05/-0,15	<p>Ø 106,680</p> <p>Ø 107,180</p> <p>Ø 107,430</p> <p>Ø 107,680</p>	<p>31-03431-000</p> <p>31-03431-020</p> <p>31-03431-030</p> <p>31-03431-040</p>
<p>K=110,82 L=209,00 H=6,00 D=112,00</p>	DS			51-65431-000	
<p>K=111,05 L=209,00 H=6,00 D=112,00</p>	DS +0,25			51-65431-025	
<p>K=111,50 L=209,00 H=7,00 D=112,50</p>	DS +0,50			51-65431-050	
<p>K=112,05 L=209,00 H=7,00 D=113,00</p>	DS +1,00			51-65431-100	
<p>K=112,50 L=209,00 H=7,00 D=113,50</p>	DS +1,50			51-65431-150	
<p>K=113,05 L=209,00 H=7,00 D=114,00</p>	DS +2,00			51-65431-200	
<p>K=110,79 L=209,50</p>	DS			51-65432-000	
















106,680

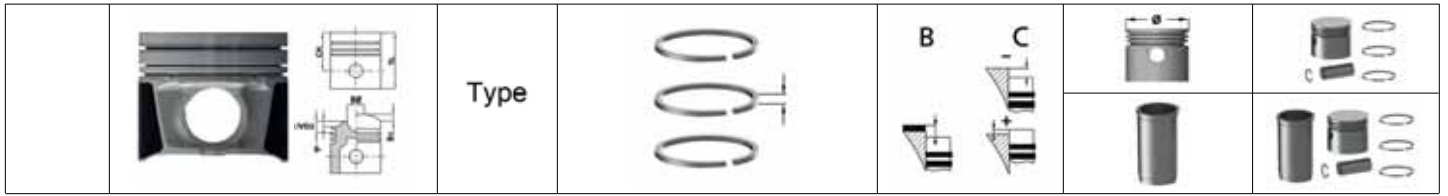
2504E	D	1965	3 Cyl	2870cc	35kW	(47ps)
ND	D	1965	3 Cyl	2870cc	32-35kW	(44-47ps)
RD	D	1965	4 Cyl	3815cc	46-50kW	(62-68ps)

 <p>11-01433-000 CH 70,150 B- 17,020 BØ 63,800 TL 129,000</p>  38,10x89,15	AP	<p>91-09433-000</p> <p>1 2,385  CR</p> <p>2 2,385  CR</p> <p>3 2,385  P</p> <p>4 4,747  CR</p>	-0,05/-0,15	<p>Ø 106,680</p> <p>Ø 107,180</p> <p>Ø 107,430</p> <p>Ø 107,680</p>	<p>31-03433-000</p> <p>31-03433-020</p> <p>31-03433-030</p> <p>31-03433-040</p>
 <p>K=110,82 L=209,00 H=6,00 D=112,00</p>	DS			51-65431-000	
 <p>K=111,05 L=209,00 H=6,00 D=112,00</p>	DS +0,25			51-65431-025	
 <p>K=111,50 L=209,00 H=7,00 D=112,50</p>	DS +0,50			51-65431-050	
 <p>K=112,05 L=209,00 H=7,00 D=113,00</p>	DS +1,00			51-65431-100	
 <p>K=112,50 L=209,00 H=7,00 D=113,50</p>	DS +1,50			51-65431-150	
 <p>K=113,05 L=209,00 H=7,00 D=114,00</p>	DS +2,00			51-65431-200	
 <p>K=110,79 L=209,50</p>	DS			51-65432-000	



106,700
 2502E D 1965 3 Cyl 2589cc 25-29kW (34-40ps)

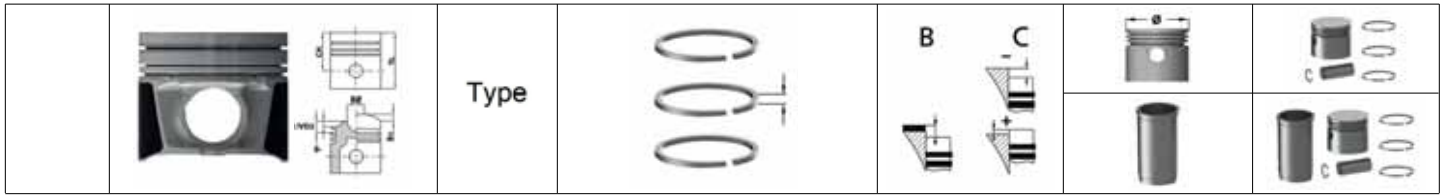
 11-02247-000 CH 75,230 B- 19,300 BØ 53,200 TL 134,080  38,10x89,15	AP	91-09433-000 1 2,385  CR 2 2,385  CR 3 2,385  P 4 4,747  CR	-0,05/-0,15	Ø 106,700 Ø 107,180 Ø 107,430 Ø 107,680	31-04247-000 31-04247-020 31-04247-030 31-04247-040
	K=110,82 L=209,00 H=6,00 D=112,00	DS		51-65431-000	
	K=111,05 L=209,00 H=6,00 D=112,00	DS +0,25		51-65431-025	
	K=111,50 L=209,00 H=7,00 D=112,50	DS +0,50		51-65431-050	
	K=112,05 L=209,00 H=7,00 D=113,00	DS +1,00		51-65431-100	
	K=112,50 L=209,00 H=7,00 D=113,50	DS +1,50		51-65431-150	
	K=113,05 L=209,00 H=7,00 D=114,00	DS +2,00		51-65431-200	
	K=110,79 L=209,50	DS		51-65432-000	



107,210

254 CID	D	4 Cyl	4160cc	66kW	(90ps)
380 CID	D 1981	6 Cyl	6221cc	89kW	(121ps)
DOVER	D	6 Cyl	6224cc	96kW	(128ps)

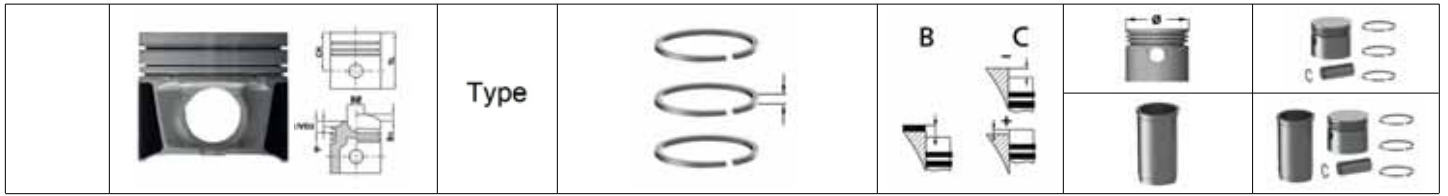
 11-01434-000 CH 71,250 VD1 2,300 B- 23,300 BØ 58,500 TL 119,900 36,52x86,20	AP	91-39435-000 1 2,385 CrP 2 2,385 P 3 4,747 CrP	+0,152/+0,380	Ø 107,210 Ø 107,590 Ø 108,100	31-03434-000 31-03434-015 31-03434-035
	CP				
 K=111,41 L=213,50 H+F= +	DS			51-65434-000	
 K=112,50 L=213,50 H=7,00 D=113,50	DS +0,50			51-65435-050	
 K=113,00 L=213,50 H=7,00 D=114,00	DS +1,00			51-65435-100	



107,210

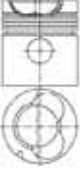








2711E	D	1969	1981	4 Cyl	622cc	55kW	(75ps)
2712E	D	1969		4 Cyl	4161cc	50-59kW	(68-80ps)
2714E	D	1969	1981	6 Cyl	6227cc	77kW	(105ps)
2715C	D			6 Cyl	6227cc	82kW	(112ps)
2715E	D	1969		6 Cyl	6227cc	77-86kW	(105-117ps)
2722	D	1969	1971	4 Cyl	4161cc	56kW	(76ps)
2725	D	1969	1971	6 Cyl	6227cc	85kW	(115ps)
7AA / 380CID	D	1973	1982	6 Cyl	6227cc	89kW	(120ps)

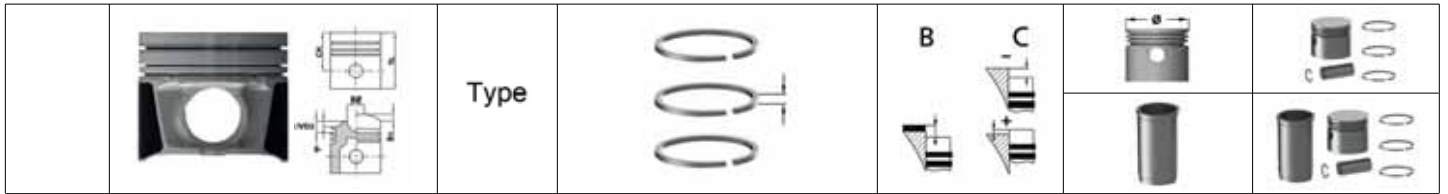
<p>11-01435-000 CH 71,250 VD1 1,700 B- 26,750 BØ 51,500 TL 119,900</p> <p> 36,51x90,00</p>	<p>91-09435-000</p> <p>1 2,385 CrP 2 2,385 P 3 2,385 P 4 4,747 CrP</p>	-0,15/+0,40	Ø 107,210 Ø 107,710 Ø 107,960 Ø 108,210	31-03435-000 31-03435-020 31-03435-030 31-03435-040
<p>K=111,41 L=213,50 H+F= +</p>	DS		51-65434-000	
<p>K=112,50 L=213,50 H=7,00 D=113,50</p>	DS +0,50		51-65435-050	
<p>K=113,00 L=213,50 H=7,00 D=114,00</p>	DS +1,00		51-65435-100	



107,210

254 CID	D	4 Cyl	4160cc	66kW	(90ps)
380 CID	D 1981	6 Cyl	6221cc	89kW	(121ps)
DOVER	D	6 Cyl	6224cc	96kW	(128ps)

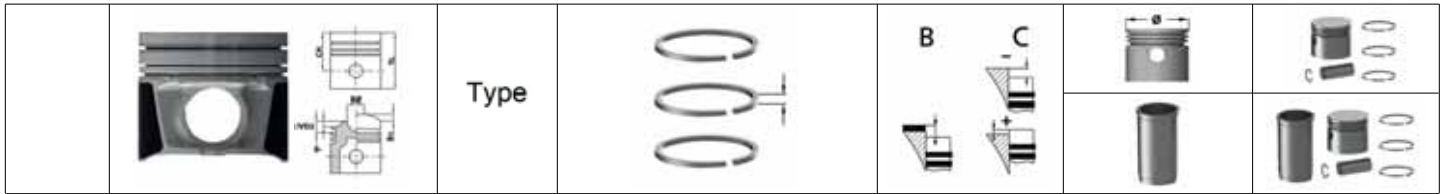
 <p>11-01454-000 CH 71,250 VD1 2,300 B- 23,300 BØ 58,700 TL 119,900</p>  36,52x86,20	AP	<p>91-09435-000</p> <p>1 2,385  CrP</p> <p>2 2,385  P</p> <p>3 2,385  P</p> <p>4 4,747  CrP</p>	+0,152/+0,380	<p>Ø 107,210</p> <p>Ø 107,590</p> <p>Ø 108,100</p>	<p>31-03454-000</p> <p>31-03454-015</p> <p>31-03454-035</p>
	CP				
 <p>K=111,41 L=213,50 H+F= +</p>	DS			51-65434-000	
 <p>K=112,50 L=213,50 H=7,00 D=113,50</p>	DS +0,50			51-65435-050	
 <p>K=113,00 L=213,50 H=7,00 D=114,00</p>	DS +1,00			51-65435-100	









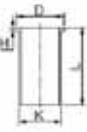
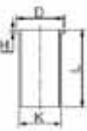
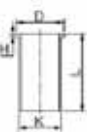
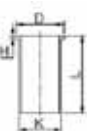
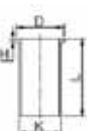
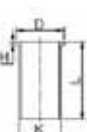
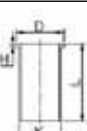

111,760

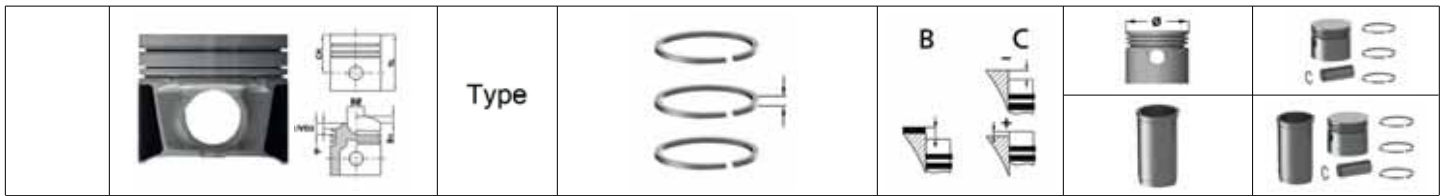
6Y 4.2	D	1971	4 Cyl	4195cc	69kW	(94ps)
7A 4.2	D	1971	4 Cyl	4195cc	69kW	(94ps)

	<p>11-01436-000 CH 70,380 B- 22,170 BØ 56,000 TL 129,500</p> <p>41,28x89,30</p>	<p>AP</p>	<p>91-09445-000</p> <ul style="list-style-type: none"> 1 3,170 CR 2 2,385 CrP 3 2,385 P 4 4,747 CrP 		<p>Ø 111,760 Ø 112,260 Ø 112,510 Ø 112,760</p>	<p>31-03436-000 31-03436-020 31-03436-030 31-03436-040</p>
	<p>K=114,43 L=208,50 H=2,56 D=120,35</p>	<p>DS</p>			<p>51-65436-000</p>	
	<p>K=114,93 L=208,50 H=2,56 D=120,35</p>	<p>DS +0,50</p>			<p>51-65436-050</p>	
	<p>K=115,43 L=208,50 H=2,56 D=120,35</p>	<p>DS +1,00</p>			<p>51-65436-100</p>	
	<p>K=115,93 L=208,50 H=2,56 D=120,35</p>	<p>DS +1,50</p>			<p>51-65436-150</p>	
	<p>K=116,05 L=208,50 H=7,00 D=117,05</p>	<p>DS</p>			<p>51-65437-000</p>	
	<p>K=116,50 L=208,50 H=7,00 D=117,50</p>	<p>DS +0,50</p>			<p>51-65437-050</p>	
	<p>K=117,00 L=208,50 H=7,00 D=118,00</p>	<p>DS +1,00</p>			<p>51-65437-100</p>	
	<p>K=117,50 L=208,50 H=7,00 D=118,50</p>	<p>DS +1,50</p>			<p>51-65437-150</p>	



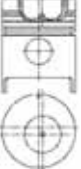














111,760	
2514E	D 1968 4 Cyl 4195cc 55kW (75ps)
4256	D 1968 4 Cyl 4195cc 56-58kW (76-79ps)









 <p>11-01438-000 CH 70,660 B- 18,620 BØ 63,500 TL 129,500</p>  <p>38,10x89,15</p>	AP	<p>91-09440-000</p> <p>1 2,385  CR</p> <p>2 2,385  CR</p> <p>3 2,385  P</p> <p>4 4,747  CR</p>	+0,18/+0,61	<p>Ø 111,760</p> <p>Ø 112,260</p> <p>Ø 112,510</p> <p>Ø 112,760</p>	<p>31-03438-000</p> <p>31-03438-020</p> <p>31-03438-030</p> <p>31-03438-040</p>
 <p>K=114,43 L=208,50 H=2,56 D=120,35</p>	DS			51-65436-000	
 <p>K=114,93 L=208,50 H=2,56 D=120,35</p>	DS +0,50			51-65436-050	
 <p>K=115,43 L=208,50 H=2,56 D=120,35</p>	DS +1,00			51-65436-100	
 <p>K=115,93 L=208,50 H=2,56 D=120,35</p>	DS +1,50			51-65436-150	
 <p>K=116,05 L=208,50 H=7,00 D=117,05</p>	DS			51-65437-000	
 <p>K=116,50 L=208,50 H=7,00 D=117,50</p>	DS +0,50			51-65437-050	
 <p>K=117,00 L=208,50 H=7,00 D=118,00</p>	DS +1,00			51-65437-100	
 <p>K=117,50 L=208,50 H=7,00 D=118,50</p>	DS +1,50			51-65437-150	



111,760

Traktor Engine D 3 Cyl cc kW (ps)

 	<p>11-01439-000 CH 70,150 B- 22,960 BØ 56,000 TL 129,000</p> <p> 38,10x89,15</p>	<p>AP</p>	<p>91-09440-000</p> <p>1 2,385  CR 2 2,385  CR 3 2,385  P 4 4,747  CR</p>	<p>+0,28/+0,58</p>	<p>Ø 111,760 Ø 112,260 Ø 112,510 Ø 112,760</p>	<p>31-03439-000 31-03439-020 31-03439-030 31-03439-040</p>
	<p>K=114,43 L=208,50 H=2,56 D=120,35</p>	<p>DS</p>			<p>51-65436-000</p>	
	<p>K=114,93 L=208,50 H=2,56 D=120,35</p>	<p>DS +0,50</p>			<p>51-65436-050</p>	
	<p>K=115,43 L=208,50 H=2,56 D=120,35</p>	<p>DS +1,00</p>			<p>51-65436-100</p>	
	<p>K=115,93 L=208,50 H=2,56 D=120,35</p>	<p>DS +1,50</p>			<p>51-65436-150</p>	
	<p>K=116,05 L=208,50 H=7,00 D=117,05</p>	<p>DS</p>			<p>51-65437-000</p>	
	<p>K=116,50 L=208,50 H=7,00 D=117,50</p>	<p>DS +0,50</p>			<p>51-65437-050</p>	
	<p>K=117,00 L=208,50 H=7,00 D=118,00</p>	<p>DS +1,00</p>			<p>51-65437-100</p>	
	<p>K=117,50 L=208,50 H=7,00 D=118,50</p>	<p>DS +1,50</p>			<p>51-65437-150</p>	

	Type				
					

111,760

BSD 333H / PD / 6Y / 7A












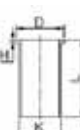
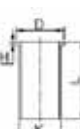
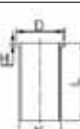
D 1968

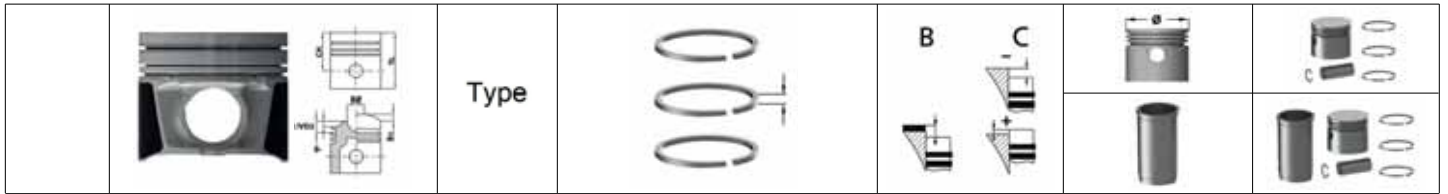
3 Cyl

BSD 444

D 1981













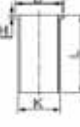
1987 4 Cyl

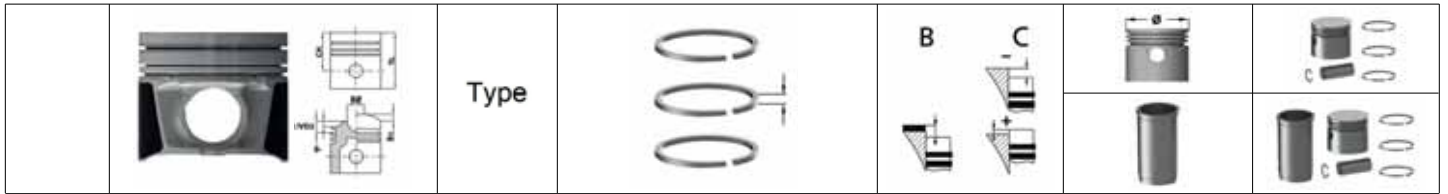
	11-01440-000 CH 68,100 B- 19,800 BØ 63,600 TL 127,000	AP	91-09440-000 1 2,385  CR 2 2,385  CR 3 2,385  P 4 4,747  CR	+0,28/+0,58	Ø 111,760 Ø 112,260 Ø 112,510 Ø 112,760	31-03440-000 31-03440-020 31-03440-030 31-03440-040
	38,10x89,15					
	K=114,43 L=208,50 H=2,56 D=120,35	DS			51-65436-000	
	K=114,93 L=208,50 H=2,56 D=120,35	DS +0,50			51-65436-050	
	K=115,43 L=208,50 H=2,56 D=120,35	DS +1,00			51-65436-100	
	K=115,93 L=208,50 H=2,56 D=120,35	DS +1,50			51-65436-150	
	K=116,05 L=208,50 H=7,00 D=117,05	DS			51-65437-000	
	K=116,50 L=208,50 H=7,00 D=117,50	DS +0,50			51-65437-050	
	K=117,00 L=208,50 H=7,00 D=118,00	DS +1,00			51-65437-100	
	K=117,50 L=208,50 H=7,00 D=118,50	DS +1,50			51-65437-150	



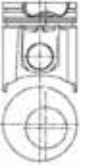




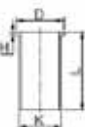






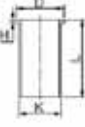
111,760

7740 D 1991 1998 4 Cyl cc kW (86ps)

 11-01441-000 CH 72,900 B- 19,750 BØ 61,900 TL 126,250  41,27x94,40	AP	91-09441-000 1 3,170  CR 2 2,385  CrP 3 4,747  CR		Ø 111,760	31-03441-000
	K=114,43 L=208,50 H=2,56 D=120,35	DS		51-65436-000	
	K=114,93 L=208,50 H=2,56 D=120,35	DS +0,50		51-65436-050	
	K=115,43 L=208,50 H=2,56 D=120,35	DS +1,00		51-65436-100	
	K=115,93 L=208,50 H=2,56 D=120,35	DS +1,50		51-65436-150	
	K=116,05 L=208,50 H=7,00 D=117,05	DS		51-65437-000	
	K=116,50 L=208,50 H=7,00 D=117,50	DS +0,50		51-65437-050	
	K=117,00 L=208,50 H=7,00 D=118,00	DS +1,00		51-65437-100	
	K=117,50 L=208,50 H=7,00 D=118,50	DS +1,50		51-65437-150	



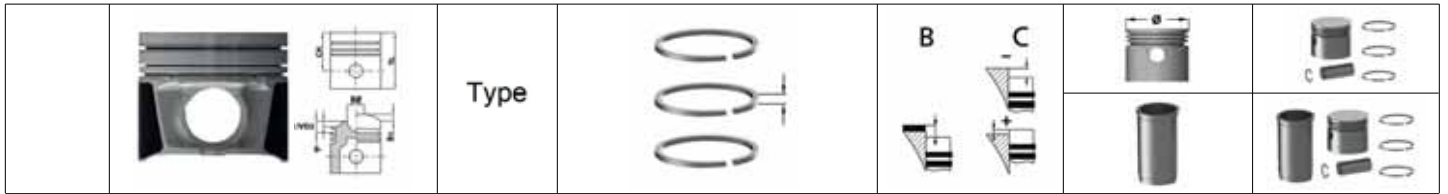
111,760
Genesis D 4 Cyl (ps)

  38,10x89,15	<p>11-01442-000 CH 80,850 B- 18,500 BØ 61,900 TL 134,200</p>	<p>AP</p>	<p>91-09442-000 1 2,385  CR 2 2,385  CR 3 4,747  CR</p>		<p>Ø 111,760 Ø 112,260</p>	<p>31-03442-000 31-03442-020</p>
	<p>K=114,43 L=208,50 H=2,56 D=120,35</p>	<p>DS</p>			<p>51-65436-000</p>	
	<p>K=114,93 L=208,50 H=2,56 D=120,35</p>	<p>DS +0,50</p>			<p>51-65436-050</p>	
	<p>K=115,43 L=208,50 H=2,56 D=120,35</p>	<p>DS +1,00</p>			<p>51-65436-100</p>	
	<p>K=115,93 L=208,50 H=2,56 D=120,35</p>	<p>DS +1,50</p>			<p>51-65436-150</p>	
	<p>K=116,05 L=208,50 H=7,00 D=117,05</p>	<p>DS</p>			<p>51-65437-000</p>	
	<p>K=116,50 L=208,50 H=7,00 D=117,50</p>	<p>DS +0,50</p>			<p>51-65437-050</p>	
	<p>K=117,00 L=208,50 H=7,00 D=118,00</p>	<p>DS +1,00</p>			<p>51-65437-100</p>	
	<p>K=117,50 L=208,50 H=7,00 D=118,50</p>	<p>DS +1,50</p>			<p>51-65437-150</p>	






		Type					
--	--	------	--	--	--	--	--

111,760							
7A 6.6 102 kW				D 1969	6 Cyl		
BSD 444 T				D 1981	6 Cyl		

	<p>11-01445-000 CH 67,800 B- 19,000 BØ 63,700 TL 127,000</p> 41,28x89,30	AP	<p>91-09445-000 1 3,170 CR 2 2,385 CrP 3 2,385 P 4 4,747 CrP</p>			<p>Ø 111,760 Ø 112,260 Ø 112,510 Ø 112,760</p>	<p>31-03445-000 31-03445-020 31-03445-030 31-03445-040</p>
	<p>K=114,43 L=208,50 H=2,56 D=120,35</p>	DS				51-65436-000	
	<p>K=114,93 L=208,50 H=2,56 D=120,35</p>	DS +0,50				51-65436-050	
	<p>K=115,43 L=208,50 H=2,56 D=120,35</p>	DS +1,00				51-65436-100	
	<p>K=115,93 L=208,50 H=2,56 D=120,35</p>	DS +1,50				51-65436-150	
	<p>K=116,05 L=208,50 H=7,00 D=117,05</p>	DS				51-65437-000	
	<p>K=116,50 L=208,50 H=7,00 D=117,50</p>	DS +0,50				51-65437-050	
	<p>K=117,00 L=208,50 H=7,00 D=118,00</p>	DS +1,00				51-65437-100	
	<p>K=117,50 L=208,50 H=7,00 D=118,50</p>	DS +1,50				51-65437-150	







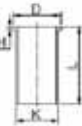
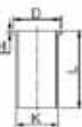
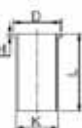











111,760




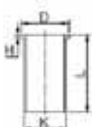
Genesis	D	4 Cyl	cc	kW	(ps)
 <p>11-01458-000 CH 73,250 B- 21,670 BØ 62,000 TL 126,600</p>  38,10x89,15	AP	<p>91-39440-000</p> <p>1 2,385  CR</p> <p>2 2,385  CR</p> <p>3 4,747  CR</p>			31-03458-000

111,760

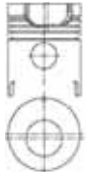





2512E	D	1968	3 Cyl		
3201	D	1976	3 Cyl		
6Y3.3	D	1964 1981	3 Cyl		
7A 4.2	D	1964 1981	3 Cyl		
BSD 333 H	D	1981	3 Cyl		
BSD 444	D	1981	4 Cyl		
PD	D	1968	3 Cyl		

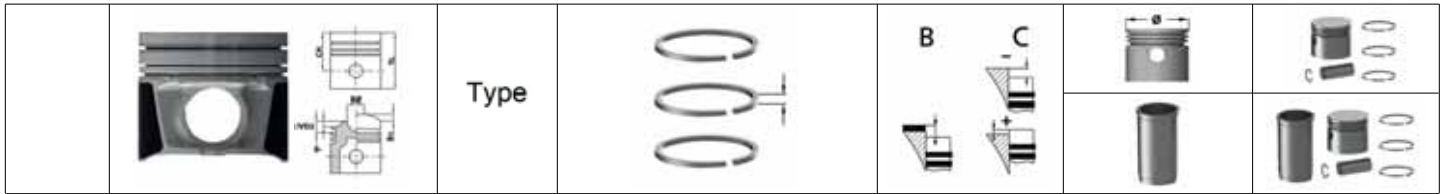
 <p>11-02240-000 CH 68,100 B- 19,600 BØ 63,500 TL 127,000</p>  38,10x89,15	AP	<p>91-09445-000</p> <p>1 3,170  CR</p> <p>2 2,385  CrP</p> <p>3 2,385  P</p> <p>4 4,747  CrP</p>		<p>Ø 111,760</p> <p>Ø 112,260</p> <p>Ø 112,510</p> <p>Ø 112,760</p>	<p>31-04240-000</p> <p>31-04240-020</p> <p>31-04240-030</p> <p>31-04240-040</p>
 <p>K=114,43 L=208,50 H=2,56 D=120,35</p>	DS			51-65436-000	
 <p>K=114,93 L=208,50 H=2,56 D=120,35</p>	DS +0,50			51-65436-050	
 <p>K=115,43 L=208,50 H=2,56 D=120,35</p>	DS +1,00			51-65436-100	
 <p>K=115,93 L=208,50 H=2,56 D=120,35</p>	DS +1,50			51-65436-150	

	Type				
					











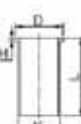



	K=116,05 L=208,50 H=7,00 D=117,05	DS			51-65437-000
	K=116,50 L=208,50 H=7,00 D=117,50	DS +0,50			51-65437-050
	K=117,00 L=208,50 H=7,00 D=118,00	DS +1,00			51-65437-100
	K=117,50 L=208,50 H=7,00 D=118,50	DS +1,50			51-65437-150

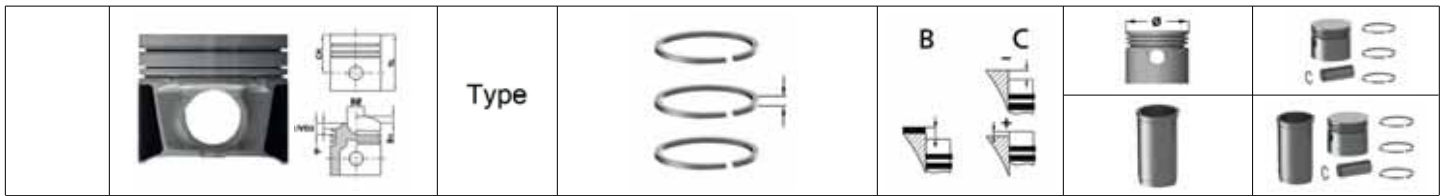
111,760						
7A 6.6 102kW		D	1976	6 Cyl	6588cc	102-137kW (138-186ps)
BSD 444 T		D	1981	6 Cyl	6588cc	68kW (92ps)

	11-02241-000 CH 67,800 B- 18,800 BØ 63,700 TL 127,000	AP	91-09445-000 1 3,170  CR 2 2,385  CrP 3 2,385  P 4 4,747  CrP		Ø 111,760 Ø 112,260 Ø 112,510 Ø 112,760	31-04241-000 31-04241-020 31-04241-030 31-04241-040
	41,28x89,30					

























111,775
 BSD 444 D 1981 4 Cyl 4385cc 60kW (82ps)

 11-02945-000 CH 68,100 B- 18,900 BØ 61,900 TL 127,000  38,10x89,15	AP	91-09440-000 1 2,385  CR 2 2,385  CR 3 2,385  P 4 4,747  CR		Ø 111,775 Ø 112,275 Ø 112,525 Ø 112,775	31-04945-000 31-04945-020 31-04945-030 31-04945-040
	K=114,43 L=208,50 H=2,56 D=120,35	DS		51-65436-000	
	K=114,93 L=208,50 H=2,56 D=120,35	DS +0,50		51-65436-050	
	K=115,43 L=208,50 H=2,56 D=120,35	DS +1,00		51-65436-100	
	K=115,93 L=208,50 H=2,56 D=120,35	DS +1,50		51-65436-150	
	K=116,05 L=208,50 H=7,00 D=117,05	DS		51-65437-000	
	K=116,50 L=208,50 H=7,00 D=117,50	DS +0,50		51-65437-050	
	K=117,00 L=208,50 H=7,00 D=118,00	DS +1,00		51-65437-100	
	K=117,50 L=208,50 H=7,00 D=118,50	DS +1,50		51-65437-150	












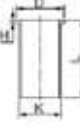

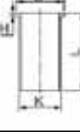
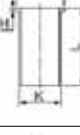
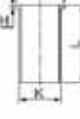
111,775
 BSD 442 D 4 Cyl 4385cc kW (ps)





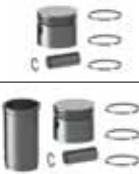
 11-02946-000 CH 70,660 B- 17,900 BØ 61,900 TL 129,500  38,10x89,15	AP	91-09440-000 1 2,385  CR 2 2,385  CR 3 2,385  P 4 4,747  CR		Ø 111,775 Ø 112,275 Ø 112,525 Ø 112,775	31-04946-000 31-04946-020 31-04946-030 31-04946-040
 K=114,43 L=208,50 H=2,56 D=120,35	DS			51-65436-000	
 K=114,93 L=208,50 H=2,56 D=120,35	DS +0,50			51-65436-050	
 K=115,43 L=208,50 H=2,56 D=120,35	DS +1,00			51-65436-100	
 K=115,93 L=208,50 H=2,56 D=120,35	DS +1,50			51-65436-150	
 K=116,05 L=208,50 H=7,00 D=117,05	DS			51-65437-000	
 K=116,50 L=208,50 H=7,00 D=117,50	DS +0,50			51-65437-050	
 K=117,00 L=208,50 H=7,00 D=118,00	DS +1,00			51-65437-100	
 K=117,50 L=208,50 H=7,00 D=118,50	DS +1,50			51-65437-150	

	Type				
					

111,775






401 D 6 Cyl 6571cc

	<p>11-02947-000 CH 68,350 B- 22,000 BØ 58,000 TL 127,000</p> <p> 38,10x89,15</p>	AP	<p>91-09440-000</p> <p>1 2,385  CR 2 2,385  CR 3 2,385  P 4 4,747  CR</p>		<p>Ø 111,775 Ø 112,275 Ø 112,525 Ø 112,775</p>	<p>31-04947-000 31-04947-020 31-04947-030 31-04947-040</p>
	<p>K=114,43 L=208,50 H=2,56 D=120,35</p>	DS			51-65436-000	
	<p>K=114,93 L=208,50 H=2,56 D=120,35</p>	DS +0,50			51-65436-050	
	<p>K=115,43 L=208,50 H=2,56 D=120,35</p>	DS +1,00			51-65436-100	
	<p>K=115,93 L=208,50 H=2,56 D=120,35</p>	DS +1,50			51-65436-150	
	<p>K=116,05 L=208,50 H=7,00 D=117,05</p>	DS			51-65437-000	
	<p>K=116,50 L=208,50 H=7,00 D=117,50</p>	DS +0,50			51-65437-050	
	<p>K=117,00 L=208,50 H=7,00 D=118,00</p>	DS +1,00			51-65437-100	
	<p>K=117,50 L=208,50 H=7,00 D=118,50</p>	DS +1,50			51-65437-150	

	Type				
---	------	---	--	---	---

112,010






ECOTORQNHDD D 2003 6 Cyl 7300cc

	11-02238-000 CH 79,350 B- 18,760 BØ 60,710 TL 120,350	AP YS	91-09238-000 1 3,000  Crk 2 2,500  Sn 3 3,000  Sn	+0,21/+0,31	Ø 112,010	31-04238-000
	46,00x92,30					

	K=115,00 L=235,00 H=5,00 D=125,80	DF			51-35462-000	71-08238-000
--	--	----	--	--	--------------	--------------

125,000

F6L 413 FR / F D 1971 6 Cyl 9572cc

	11-01520-000 CH 87,400 B+ 5,250 B- 47,650 BØ 48,000 TL 138,650	AP	91-09520-000 1 3,000  CrP 2 2,500  P 3 4,000  CrP	+1,15/+1,30	Ø 125,000 Ø 125,500 Ø 126,000	31-03520-000 31-03520-050 31-03520-100
	45,00x102,00					
Deutz ve Ford ile Ortak Motor						

	K=139,00 L=250,70 H=169,50 D=150,00	AF-PH			51-95529-000	71-07119-000
--	--	-------	--	--	--------------	--------------

	K=139,00 L=250,70 H=169,50 D=154,00	AF-PH			51-95556-000	71-07134-000
--	--	-------	--	--	--------------	--------------

	Type				

100,000

590E,6D	D	1957	1965	6 Cyl	5416cc	79kW	(108ps)
592E,4D	D	1952	1965	4 Cyl	3610cc	51kW	(69ps)

<p>11-02000-000 CH 71,040 VD1 1,740 B- 24,740 BØ 50,000 TL 118,140</p> <p>34,93x85,70</p>		<p>91-09000-000</p> <p>1 2,385 CrP 2 2,385 P 3 2,385 P 4 4,747 CrP 5 4,747 P</p>	-0,700/+0,127	Ø 100,000	31-04000-000
<p>K=108,67 L=223,00 H+F=11,17+0,65 D=117,40</p>	WF			51-06000-000	71-08000-000
<p>K=111,80 L=223,00 H+F=11,17+0,65 D=119,60</p>	WF		O-Ring/Seal 55-50910-000 1 NBR 109,50x4,75 1 NBR 111,50x2,25	51-06001-000 52-06001-000	71-08001-000 72-08001-000
<p>K=111,80 L=222,25 H=11,15 D=119,60</p>	WF			51-06004-000	71-08004-000

		Type				
--	--	------	--	--	--	--

75,000

E / ES71	D	1958	1 Cyl	353cc	3-4kW	(4-6ps)
E / ES75	D	1958	1 Cyl	353cc	3-4kW	(4-6ps)

	11-01264-000 CH 48,500 VD1 1,200 VD2 1,550 TL 87,500	CP	91-09264-000 1 1,750 CrP 2 1,750 P 3 4,000 P	+0,65/+0,75	Ø 75,000 Ø 75,500 Ø 76,000 Ø 76,500	31-03264-000 31-03264-050 31-03264-100 31-03264-150
	25,00x64,00					

90,000

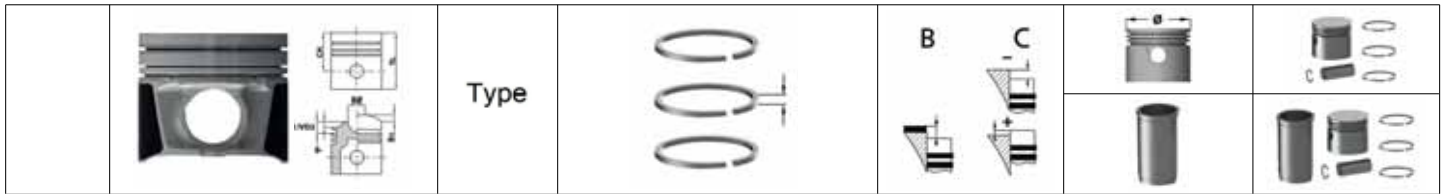
E89 / FG / FL / G	D	1965	1 Cyl	668cc	7-9kW	(10-12ps)
-------------------	---	------	-------	-------	-------	-----------

	11-01472-000 CH 53,500 B- 8,800 BØ 27,500 TL 103,500	CP	91-09472-000 1 3,000 CrP 2 3,000 P 3 5,000 CrP		Ø 90,000 Ø 90,500 Ø 91,000	31-03472-000 31-03472-020 31-03472-040
	30,00x78,00					

108,000

D 108	D		3 Cyl	3021cc	39-44kW	(54-60ps)
E 108	D		1 Cyl	1007cc	13-15kW	(18-20ps)
V 108	D	1970	4 Cyl	4028cc	53-59kW	(72-80ps)
Z 108	D		2 Cyl	2014cc	26-30kW	(36-40ps)

	11-01267-000 CH 71,000 VD1 0,900 B- 20,000 BØ 55,700 TL 108,500	CP	91-09267-000 1 3,000 CrP 2 3,000 P 3 3,000 P 4 5,000 P	+1,10/+1,30	Ø 108,000 Ø 108,500 Ø 109,000	31-03267-000 31-03267-020 31-03267-040
	35,00x85,00					
	K=118,00 L=217,50 H=166,20 D=129,50	AF			51-95291-000	71-07267-000



82,550





DD 132	D	1953	1963	4 Cyl	2175cc	22kW	(33ps)
DD 66	D	1956		2 Cyl	1088cc	10kW	(14ps)
DD 99	D	1956	1963	3 Cyl	1631cc	15-17kW	(20-24ps)

 11-01483-000 CH 50,900 B- 5,500 TL 99,000 28,00x67,00		91-09483-000 1 2,385 CrP 2 2,385 P 3 2,385 P 4 4,747 P 5 4,747 P		Ø 82,550	31-03483-000
	WF			51-05700-000	71-07483-000
	WF +0,20			51-05700-020	

87,310

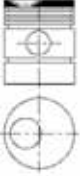








DD148 / DU148	D	1959	1965	4 Cyl	2434cc	27-28kW	(36-38ps)
---------------	---	------	------	-------	--------	---------	-----------

 11-01484-000 CH 50,900 B- 5,500 TL 99,000 28,00x72,00		91-09484-000 1 2,385 CrP 2 2,385 P 3 2,385 P 4 4,747 P 5 4,747 P		Ø 87,310	31-03484-000
	WF			51-05702-000	71-07487-000
	WF +0,20			51-05702-020	

	Type			
---	------	---	--	---

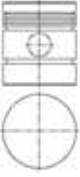








87,310

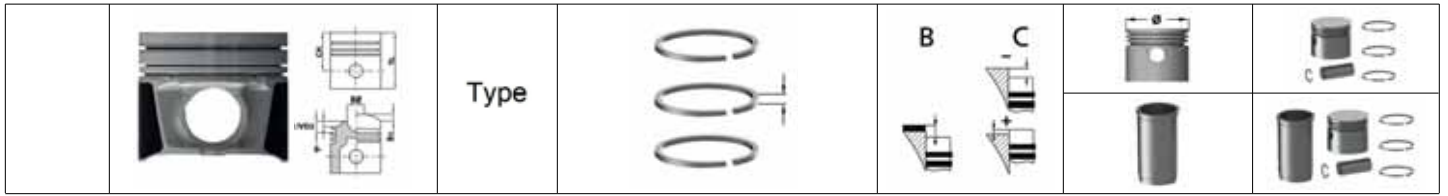
DD 74	D	2 Cyl	1217cc	12-14kW	(17-19ps)
DD111 / DU11	D 1956	1975	3 Cyl	1825cc	17-26kW (24-35ps)

 11-01485-000 CH 50,900 B- 5,500 BØ 35,000 TL 99,000  28,00x72,00		91-09485-000 1 2,385  CrP 2 2,385  P 3 2,385  P 4 4,747  CR 5 4,747  P		Ø 87,310	31-03485-000
 K=95,25 L=179,50 H=5,80 D=104,00	WF			51-05701-000	71-07485-000
 K=95,25 L=179,50 H=6,00 D=104,00	WF +0,20			51-05701-020	

88,900

BD 154	D 1963	4 Cyl	2520cc	26kW	(36ps)
--------	--------	-------	--------	------	--------

 11-01480-000 CH 50,900 TL 99,000  28,00x77,00		91-09480-000 1 2,385  CrP 2 2,385  P 3 2,385  P 4 4,747  P 5 4,747  CrP	-0,008/+0,28	Ø 88,900	31-03480-000
 K=93,65 L=185,70 H=5,80 D=101,50	WF			51-05480-000	71-07480-000
 K=99,00 L=185,70 H=11,00 D=104,00	WF-OS			51-05481-000	71-07478-000



98,425

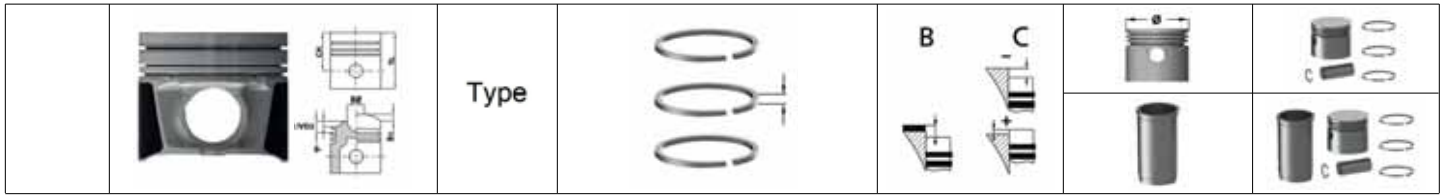
D 179	D 1965	3 Cyl	2933cc	36-38kW	(49-52ps)
D 239	D 1965	4 Cyl	3910cc	45-67kW	(62-91ps)
D 358	D 1964	6 Cyl	5866cc	72-104kW	(98-142ps)
UD 179	D 1965	3 Cyl	2933cc	50kW	(68ps)
UD 358	D 1965	6 Cyl	5866cc	104kW	(141ps)

 11-01213-000 CH 67,000 B- 24,000 BØ 56,000 TL 107,000 36,00x82,00	AP	91-09213-000 1 3,160 CR 2 2,385 CR 3 4,747 CR	-0,40/-0,55	Ø 98,425	31-03213-000
 K=110,75 L=216,10 H+F=7,72+1,00 D=119,00	WF			51-05482-000	71-07213-000
 K=110,75 L=216,10 H+F=7,72+1,00 D=119,00	WF		O-Ring/Seal 55-50909-000 1 FPM 110,00x5,00 1 FPM 109,16x4,75	51-05484-000 52-05484-000	71-07484-000 72-07484-000

98,425

D 179	D 1965	3 Cyl	2933cc	33-50kW	(48-68ps)
D 239	D 1967	4 Cyl	3910cc	45-67kW	(61-91ps)
D 358	D 1965	6 Cyl	5860cc	66-104kW	(90-142ps)

 11-01219-000 CH 67,000 B- 22,100 BØ 56,000 TL 107,000 36,00x82,00	AP	91-09213-000 1 3,160 CR 2 2,385 CR 3 4,747 CR		Ø 98,425	31-03219-000
 K=110,75 L=216,10 H+F=7,72+1,00 D=119,00	WF		O-Ring/Seal 55-50909-000 1 FPM 110,00x5,00 1 FPM 109,16x4,75	51-05484-000 52-05484-000	71-07219-000 72-07219-000



98,425							
D 155			D 1966	3 Cyl	2540cc	26-33kW	(35-45ps)
D 206			D 1965	4 Cyl	3380cc	40-50kW	(54-68ps)
D 310			D 1965	6 Cyl	5070cc	62-79kW	(84-107ps)
UD 155			D 1966	1990	3 Cyl	2540cc	26-33kW (35-45ps)
UD 206			D 1965		4 Cyl	3380cc	58kW (79ps)
UD 310			D 1965		6 Cyl	5070cc	90kW (123ps)

<p>11-01227-000 CH 67,000 B- 19,900 BØ 55,000 TL 107,000</p> <p>36,00x82,00</p>	AP	<p>91-09213-000 1 3,160 CR 2 2,385 3 4,747 CR</p>			Ø 98,425	31-03227-000

<p>K=110,70 L=201,10 H+F=7,72+1,00 D=119,00</p>	WF				51-05479-000	71-07227-000
---	----	--	--	--	--------------	--------------

98,425							
D 155			D	3 Cyl	2540cc	26-33kW	(36-45ps)
D 206			D	4 Cyl	3380cc	43kW	(57ps)
D 310			D 1965	6 Cyl	5070cc	63-79kW	(85-107ps)

<p>11-01482-000 CH 67,000 B- 19,900 BØ 55,000 TL 101,500</p> <p>36,00x82,00</p>		<p>91-09482-000 1 3,160 CrP 2 2,385 CrP 3 4,747 CrP</p>	+0,46/+0,77		Ø 98,425	31-03482-000

<p>K=110,70 L=201,10 H+F=7,72+1,00 D=119,00</p>	WF				51-05479-000	71-07482-000
---	----	--	--	--	--------------	--------------




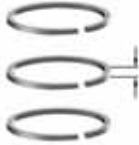
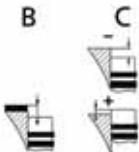


98,480

6.354V	D	1972	1975	6 Cyl	5800cc	87kW	(118ps)
6354	D	1969		6 Cyl	5800cc	69-82kW	(94-112ps)

<p>11-01840-000 CH 70,100 B- 25,700 BØ 54,000 TL 120,700</p> <p> 34,93x84,10</p>	<p>91-09863-000</p> <p>1 2,385 CrP 2 2,385 P 3 2,385 P 4 6,350 CrP 5 6,350 P</p>	<p>Ø 98,480</p>	<p>31-03840-000</p>
---	---	-----------------	----------------------------

Ihc/Case, Leyland, Massey-Ferguson ve Perkins ile Ortak Motor







<p>K=103,21 L=227,30 H+F=3,81+1,00 D=106,36</p>	DF			51-35844-000	
<p>K=103,21 L=227,30 H+F=3,81+1,00 D=106,36</p>	DF			51-35844-000	71-07840-000
<p>K=104,21 L=227,30 H+F=3,81+1,00 D=107,36</p>	DF +1,00			51-35844-100	
<p>K=103,28 L=227,30 H+F=3,85+0,90 D=106,40</p>	DS			51-65840-000	
<p>K=103,55 L=227,30 H+F=3,85+0,90 D=106,40</p>	DS +0,25			51-65840-025	
<p>K=103,80 L=227,30 H+F=3,85+0,90 D=106,40</p>	DS +0,50			51-65840-050	
<p>K=104,30 L=227,30 H+F=3,85+0,90 D=107,40</p>	DS +1,00			51-65840-100	
<p>K=104,80 L=227,30 H+F=5,00+0,90 D=108,00</p>	DS +1,50			51-65840-150	
<p>K=105,80 L=227,30 H+F=5,00+0,90 D=109,00</p>	DS +2,50			51-65840-250	

	Type				
---	-------------	---	--	---	---

	K=103,28 L=229,00 H+F= +	DS			51-65845-000
--	--------------------------------	----	--	--	--------------

98,480

4212 D 1975 4 Cyl 3864cc 44-47kW (60-64ps)

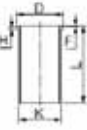
	11-01842-000 CH 76,500 B- 19,200 BØ 54,000 TL 127,300		91-49863-000 1 2,385  CrP 2 2,385  P 3 2,385  P 4 6,350  CrP		Ø 98,480	31-03842-000
	 34,93x84,10					
Ihc/Case, Massey-Ferguson ve Perkins ile Ortak Motor						

	K=103,21 L=227,30 H+F=3,81+1,00 D=106,36	DF			51-35844-000	71-07842-000
---	---	----	--	--	--------------	--------------

	K=104,21 L=227,30 H+F=3,81+1,00 D=107,36	DF +1,00			51-35844-100	
--	---	-------------	--	--	--------------	--

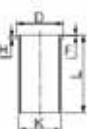
	K=103,28 L=227,30 H+F=3,85+0,90 D=106,40	DS			51-65840-000	
--	---	----	--	--	--------------	--

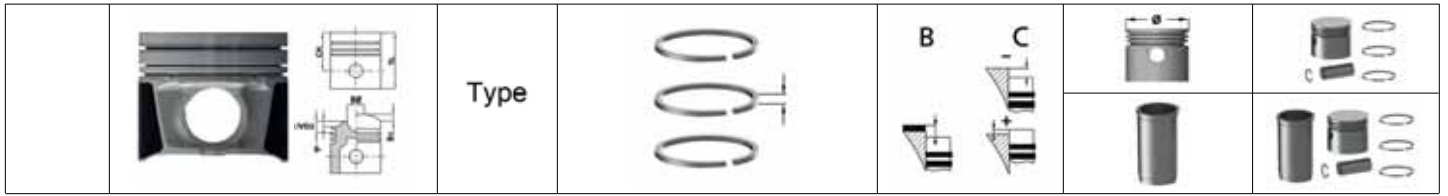
	K=103,55 L=227,30 H+F=3,85+0,90 D=106,40	DS +0,25			51-65840-025	
--	---	-------------	--	--	--------------	--

	K=103,80 L=227,30 H+F=3,85+0,90 D=106,40	DS +0,50			51-65840-050	
--	---	-------------	--	--	--------------	--

	K=104,30 L=227,30 H+F=3,85+0,90 D=107,40	DS +1,00			51-65840-100	
--	---	-------------	--	--	--------------	--

	K=104,80 L=227,30 H+F=5,00+0,90 D=108,00	DS +1,50			51-65840-150	
--	---	-------------	--	--	--------------	--

	K=105,80 L=227,30 H+F=5,00+0,90 D=109,00	DS +2,50			51-65840-250	
--	---	-------------	--	--	--------------	--




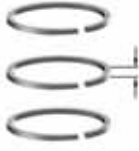



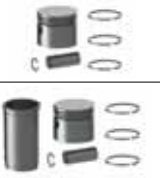
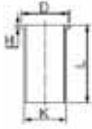



98,480

4236 D 1972 4 Cyl 3864cc 48-60kW (59-80ps)

<p>11-01848-000 CH 70,050 B- 20,150 BØ 61,000 TL 120,850</p> <p>34,93x84,10</p>	AP	<p>91-09867-000</p> <p>1 2,385 CrP</p> <p>2 2,385 P</p> <p>3 4,747 CR</p>	+0,28/+0,48	Ø 98,480	31-03848-000
	CP				

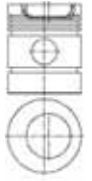






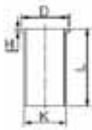


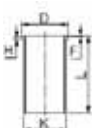
Ihc/Case, Massey-Ferguson, Perkins, Renault Trucks (RV) ve Volvo ile Ortak Motor


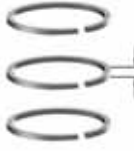
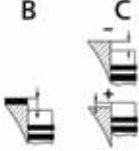





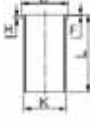
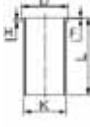
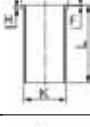
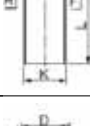
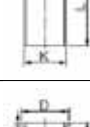
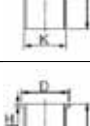
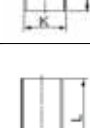

<p>K=104,21 L=227,00 H=3,83 D=107,38</p>	DF			51-35842-000	71-07858-000
<p>K=103,21 L=227,30 H+F=3,81+1,00 D=106,36</p>	DF			51-35844-000	71-07848-000
<p>K=104,21 L=227,30 H+F=3,81+1,00 D=107,36</p>	DF +1,00			51-35844-100	
<p>K=103,28 L=227,30 H+F=3,85+0,90 D=106,40</p>	DS			51-65840-000	
<p>K=103,55 L=227,30 H+F=3,85+0,90 D=106,40</p>	DS +0,25			51-65840-025	
<p>K=103,80 L=227,30 H+F=3,85+0,90 D=106,40</p>	DS +0,50			51-65840-050	
<p>K=104,30 L=227,30 H+F=3,85+0,90 D=107,40</p>	DS +1,00			51-65840-100	
<p>K=104,80 L=227,30 H+F=5,00+0,90 D=108,00</p>	DS +1,50			51-65840-150	
<p>K=105,80 L=227,30 H+F=5,00+0,90 D=109,00</p>	DS +2,50			51-65840-250	






		Type		B  C 		
	K=104,26 L=227,00 H=3,81 D=107,38	DS			51-65841-000	
	K=104,75 L=227,00 H=3,81 D=107,38	DS +0,50			51-65841-050	
	K=105,25 L=227,00 H=5,00 D=108,35	DS +1,00			51-65841-100	
	K=103,28 L=229,00 H+F= +	DS			51-65845-000	

98,480

4236 D 1972 4 Cyl 3864cc 48-60kW (59-80ps)







	11-01863-000 CH 70,250 B- 20,280 BØ 60,500 TL 120,900  34,93x84,10		91-09863-000 1 2,385  CrP 2 2,385  P 3 2,385  P 4 6,350  CrP 5 6,350  P		Ø 98,480	31-03863-000
Ihc/Case, Massey-Ferguson, Perkins, Renault Trucks (RVI) ve Volvo ile Ortak Motor						
	K=104,21 L=227,00 H=3,83 D=107,38	DF			51-35842-000	71-07864-000
	K=103,21 L=227,30 H+F=3,81+1,00 D=106,36	DF			51-35844-000	71-07863-000
	K=104,21 L=227,30 H+F=3,81+1,00 D=107,36	DF +1,00			51-35844-100	
	K=103,28 L=227,30 H+F=3,85+0,90 D=106,40	DS			51-65840-000	

		Type			 	 
	K=103,55 L=227,30 H+F=3,85+0,90 D=106,40	DS +0,25			51-65840-025	
	K=103,80 L=227,30 H+F=3,85+0,90 D=106,40	DS +0,50			51-65840-050	
	K=104,30 L=227,30 H+F=3,85+0,90 D=107,40	DS +1,00			51-65840-100	
	K=104,80 L=227,30 H+F=5,00+0,90 D=108,00	DS +1,50			51-65840-150	
	K=105,80 L=227,30 H+F=5,00+0,90 D=109,00	DS +2,50			51-65840-250	
	K=104,26 L=227,00 H=3,81 D=107,38	DS			51-65841-000	
	K=104,75 L=227,00 H=3,81 D=107,38	DS +0,50			51-65841-050	
	K=105,25 L=227,00 H=5,00 D=108,35	DS +1,00			51-65841-100	
	K=103,28 L=229,00 H+F= +	DS			51-65845-000	

	Type				
---	------	---	--	---	---

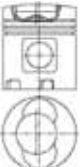




100,000

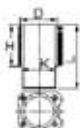
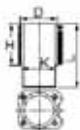
D268	D	4 Cyl	4388cc	65-65kW	(77-88ps)
D402	D 1973	6 Cyl	6582cc	kW	(ps)





	11-01486-000 CH 67,000 B- 24,000 BØ 59,500 TL 107,000  36,00x82,00	AP	91-09486-000 1 3,160  CR 2 2,385  CR 3 4,747  CR		Ø 100,000	31-03486-000
	K=110,75 L=216,10 H+F=7,72+1,00 D=119,00	WF			51-05483-000	71-07486-000

100,000

F 4 L 912 D	D 1973 1986	4 Cyl	3770cc	19-59 kW	(20-80ps)
F 6 L 912 D	D 1973 1986	6 Cyl	5655cc	42-92 kW	(57-125ps)







	11-01510-000 CH 71,900 B+ 5,600 B- 21,400 BØ 55,000 TL 123,600  35,00x80,00		91-09510-000 1 3,000  CrP 2 2,500  P 3 5,000  CrP	+1,00/+1,20	Ø 100,000 Ø 100,500 Ø 101,000	31-03510-000 31-03510-050 31-03510-100
Deutz ve Ihc/Case ile Ortak Motor						

	K=110,00 L=222,30 H=137,30 D=120,00	AF			51-95512-000	71-07510-000
	K=110,00 L=222,30 H=136,80 D=120,00	AF		O-Ring/Seal 55-50919-000 1 SM 110,10x117,60x0,50	51-96212-000 52-96212-000	71-07718-000 72-07718-000

	Type			
---	------	---	--	---

100,000






F 4 L 912 D	D	1973	1986	4 Cyl	3770cc	19-59kW	(20-80ps)
F 6 L 912 D	D	1973	1986	6 Cyl	5655cc	42-92kW	(57-125ps)

	11-01512-000 CH 71,900 B+ 5,600 B- 21,400 BØ 55,000 TL 123,600		91-09512-000 1 3,000  CrP 2 2,500  P 3 2,500  P 4 5,000  CrP	+1,00/+1,20	Ø 100,000 Ø 100,500 Ø 101,000	31-03512-000 31-03512-050 31-03512-100	
 35,00x80,00							
Deutz ve Ihc/Case ile Ortak Motor							


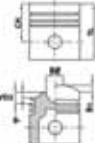











	K=110,00 L=222,30 H=137,30 D=120,00	AF			51-95512-000	71-07512-000
	K=110,00 L=222,30 H=136,80 D=120,00	AF		O-Ring/Seal 55-50919-000 1 SM 110,10x117,60x0,50	51-96212-000 52-96212-000	71-07719-000 72-07719-000

100,000







F 4 L 912 D	D	1973	1986	4 Cyl	3770cc	19-59 kW	(20-80ps)
F 6 L 912 D	D	1973	1986	6 Cyl	5655cc	42-92 kW	(57-125ps)

	11-01715-000 CH 71,800 VD1 1,100 B+ 5,700 B- 21,400 BØ 55,000 TL 123,600		91-09506-000 1 3,000  CrP 2 2,000  P 3 3,500  CR		Ø 100,000 Ø 100,500	31-03715-000 31-03715-050	
 35,00x80,00							
Deutz ve Ihc/Case ile Ortak Motor							






	K=110,00 L=222,30 H=137,30 D=120,00	AF			51-95512-000	71-07715-000
	K=110,00 L=222,30 H=136,80 D=120,00	AF		O-Ring/Seal 55-50919-000 1 SM 110,10x117,60x0,50	51-96212-000 52-96212-000	71-07717-000 72-07717-000

		Type		 		
				 		






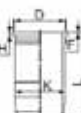
101,600


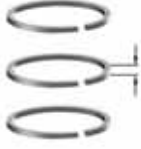








W 5540		D		2 Cyl	cc	kW	(ps)
	11-01214-000 CH 60,875 VD1 1,600 B- 15,000 BØ 66,000 TL 108,000		91-09214-000 1 3,160  CrP 2 2,385  CrP 3 4,747  CrP		Ø 101,600		31-03214-000
	31,75x81,00						
	K=108,60 L=187,25 H+F=6,23+0,97 D=115,00	WF				51-05353-000	71-07214-000

104,000

8045.25D.313T		D		4 Cyl			
	11-01031-000 CH 65,330 B- 18,200 BØ 58,000 TL 104,330	AP	91-09409-000 1 3,000  MoP 2 2,500  P 3 4,000  CR		Ø 104,000		31-03031-000
	38,00x85,00						
Iveco ve Ihc/Case ile Ortak Motor							






130,000

OM 942.967 Euro 2/3		D 1998		8 Cyl	15928cc	370-380kW	(503-516ps)
	11-02677-000 CH 78,550 B- 16,200 BØ 92,800 TL 119,500	AP YS PDB	91-09710-000 1 3,000  CR 2 3,000  CR 3 4,000  CR	+0,27/+0,61	Ø 130,000		31-04677-000
	52,00x103,00						
Ihc/Case ve Mercedes-Benz ile Ortak Motor							
	K=150,00 L=258,00 H+F=10,10+1,00 D=164,00	WF		O-Ring/Seal 55-50510-000 1 SM 153,30x163,50x0,15 2 FPM 149,00x158,60x7,00	51-05684-000 52-05684-000	71-07026-000 72-07026-000	

	Type		B 	C 		
						

130,000

OM 942.900 / 910-912 / 925 / 930 / 960 / 967 / 970 / 980 / 990 Euro2 / 3 D 1998 8 Cyl 15928cc 370-380kW (503-516ps)






	11-02732-000 CH 78,550 B- 16,250 BØ 92,900 TL 123,550	AP YS PDB	91-09710-000 1 3,000  CR 2 3,000  CR 3 4,000  CR	+0,27/+0,61	Ø 130,000	31-04732-000
	52,00x103,00					
Ihc/Case ve Merdedes-Benz ile Ortak Motor						

	K=150,00 L=258,00 H+F=10,10+1,00 D=164,00	WF-PH		O-Ring/Seal 55-50510-000 1 SM 153,30x163,50x0,15 2 FPM 149,00x158,60x7,00	51-05674-000 52-05674-000	71-08746-000 72-08746-000
--	--	-------	--	---	--	--

	K=150,00 L=258,00 H+F=10,10+1,00 D=164,00	WF		O-Ring/Seal 55-50510-000 1 SM 153,30x163,50x0,15 2 FPM 149,00x158,60x7,00	51-05684-000 52-05684-000	71-08732-000 72-08732-000
---	--	----	--	---	--	--

130,000

Strok Boyu 0,30mm Kisa Piston / Stroke Length 0,30mm Shorter Piston Cyl cc kW (ps)

	11-02732-002 CH 78,250 B- 16,250 BØ 92,900 TL 123,250	AP YS PDB CH -0,30 mm	91-09710-000 1 3,000  CR 2 3,000  CR 3 4,000  CR		Ø 130,000	31-04732-002
	52,00x103,00					
Ihc/Case ve Merdedes-Benz ile Ortak Motor						

		Type					
--	--	------	--	--	--	--	--

98,000

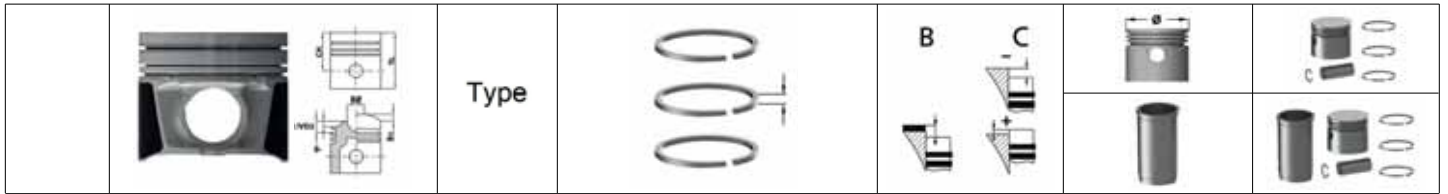
153310	D	1964	1967
153510	D	1964	1967
710	D	1964	1967

	11-01500-000 CH 57,277 B- 16,510 BØ 59,000 TL 99,220 30,17x80,00		91-09500-000 1 2,385 CR 2 2,385 P 3 5,000 CR		Ø 98,000	31-03500-000
	K=107,60 L=197,00 H+F=6,05+0,75 D=122,96	WF			51-05500-000	71-07500-000
	K=107,60 L=197,00 H+F=6,05+0,75 D=122,96	WF			51-05504-000	71-07069-000

102,000

3164 DL 03	D	3 Cyl	2690cc	26-38kW	(35-51ps)
4219 DL 03	D	4 Cyl	3590cc	50kW	(68ps)
6329 DL 03	D	6 Cyl	5380cc	63-68kW	(86-92ps)

	11-01495-000 CH 66,300 B- 21,500 BØ 54,000 TL 112,000 34,93x84,10		91-09502-000 1 3,170 MoP 2 2,385 P 3 5,000 CrP		Ø 102,000	31-03495-000
	K=110,97 L=197,00 H+F=6,05+0,75 D=125,00	WF		O-Ring/Seal 55-50905-000 1 NBR 104,00x110,60x3,30 1 S 110,50x3,50 1 VI 110,50x3,50	51-05501-000 52-05501-000	71-07455-000 72-07455-000
	K=110,97 L=197,00 H+F=6,05+0,75 D=125,00	WF			51-05502-000	



102,000


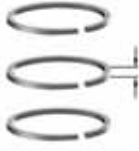
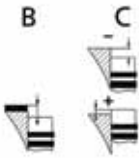


3164 DL 01, JD 164	D	3 Cyl	2696cc	41kW	(50ps)
4219 DL 01	D	4 Cyl	3588cc	53kW	(72ps)
6329 DL 01, JD 329	D 1968 1973	6 Cyl	5395cc	66kW	(90ps)

<p>11-01501-000 CH 57,300 B- 16,500 BØ 58,500 TL 103,190</p> <p>30,17x84,80</p>		<p>91-09502-000</p> <p>1 3,170 MoP 2 2,385 P 3 5,000 CrP</p>	-0,70/0	Ø 102,000	31-03501-000
<p>K=110,97 L=197,00 H+F=6,05+0,75 D=125,00</p>	WF		O-Ring/Seal 55-50905-000 1 NBR 104,00x110,60x3,30 1 S 110,50x3,50 1 VI 110,50x3,50	51-05501-000 52-05501-000	71-07501-000 72-07501-000
<p>K=110,97 L=197,00 H+F=6,05+0,75 D=125,00</p>	WF			51-05502-000	71-07104-000

102,000







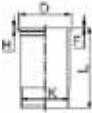
3164 DL 03	D	3 Cyl	2690cc	26-38kW	(35-51ps)
4219 DL 03	D	4 Cyl	3590cc	50kW	(68ps)
6329 DL 03	D	6 Cyl	5380cc	63-68kW	(86-92ps)

<p>11-01502-000 CH 66,300 B- 21,500 BØ 54,300 TL 112,000</p> <p>34,93x84,10</p>	AP	<p>91-09502-000</p> <p>1 3,170 MoP 2 2,385 P 3 5,000 CrP</p>	-0,70/0	Ø 102,000	31-03502-000
<p>K=110,97 L=197,00 H+F=6,05+0,75 D=125,00</p>	WF		O-Ring/Seal 55-50905-000 1 NBR 104,00x110,60x3,30 1 S 110,50x3,50 1 VI 110,50x3,50	51-05501-000 52-05501-000	71-07080-000 72-07080-000
<p>K=110,97 L=197,00 H+F=6,05+0,75 D=125,00</p>	WF			51-05502-000	71-07502-000

	Type				
---	------	---	--	---	---







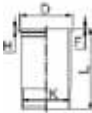
106,500

4045	D	4 Cyl	4500cc	60-123kW	(82-165ps)
6068	D	6 Cyl	6800cc	101-224kW	(135-300ps)

 	11-01010-000 CH 71,700 B- 25,500 BØ 57,000 TL 104,600  41,28x72,00	AP	91-09766-000 1 3,160  MoP 2 2,400  P 3 3,500  CrP		Ø 106,500	31-03010-000
	K=115,70 L=219,40 H+F=6,05+0,70 D=125,80	WF			51-05510-000	71-08506-000






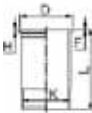
106,500

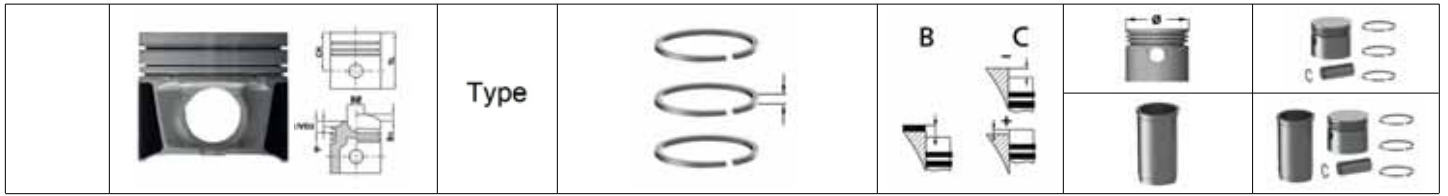
3029T	D	3 Cyl	2938cc	48-53kW	(64-71ps)
-------	---	-------	--------	---------	-----------

	11-01489-000 CH 66,300 B- 18,920 BØ 58,500 TL 95,500  32,00x80,00	AP	91-09492-000 1 2,500  MoP 2 2,385  P 3 3,500  CrP		Ø 106,500	31-03489-000
	K=115,71 L=197,00 H+F=6,05+0,80 D=126,00	WF		O-Ring/Seal 55-50903-000 1 FPM 117,00x3,50 1 MVQ 117,07x3,53 1 NBR 99,00x2,30x3,80	51-05503-000 52-05503-000	71-07489-000 72-07489-000
	K=115,71 L=197,00 H+F=6,05+0,80 D=126,00	WF		O-Ring/Seal 55-50904-000 1 FPM 117,00x3,50 1 S 117,00x3,50 1 NBR 99,00x2,30	51-05508-000 52-05508-000	71-07488-000 72-07488-000

106,500

4045 D/T (4045DF150)	D	1997	4 Cyl	4482cc	63kW	(85ps)
6068 DL050	D	1997	6 Cyl	6786cc	93kW	(125ps)

	11-01492-000 CH 71,700 B- 23,800 BØ 57,400 TL 100,600  34,93x71,60	AP	91-09492-000 1 2,500  MoP 2 2,385  P 3 3,500  CrP	0/0,15	Ø 106,500	31-03492-000
	K=115,70 L=219,40 H+F=6,05+0,70 D=125,80	WF			51-05510-000	71-07492-000



106,500

3.179T	D	3 Cyl	2938cc	59kW	(79ps)
4.039T	D	4 Cyl	3920cc	82kW	(110ps)
4.239A	D	4 Cyl	3920cc	87kW	(117ps)
6.059T	D 1997	6 Cyl	5878cc	123kW	(165ps)
6.359A	D 1997	6 Cyl	5878cc	131kW	(176ps)

 11-01494-000 CH 66,300 B- 18,800 BØ 58,400 TL 112,000 41,27x84,00	AP	91-09503-000 1 3,160 MoP 2 2,385 P 3 3,465 CrP	+0,14/+0,20	Ø 106,500	31-03494-000
---	----	---	-------------	-----------	---------------------

 K=115,71 L=197,00 H+F=6,05+0,80 D=126,00	WF		O-Ring/Seal 55-50903-000 1 FPM 117,00x3,50 1 MVQ 117,07x3,53 1 NBR 99,00x2,30x3,80	51-05503-000 52-05503-000	71-07494-000 72-07494-000
---	----	--	---	--	--

 K=115,71 L=197,00 H+F=6,05+0,80 D=126,00	WF		O-Ring/Seal 55-50904-000 1 FPM 117,00x3,50 1 S 117,00x3,50 1 NBR 99,00x2,30	51-05508-000 52-05508-000	71-07070-000 72-07070-000
---	----	--	--	--	--

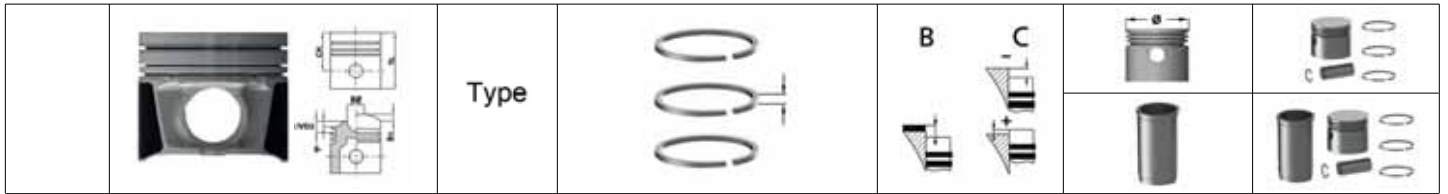
106,500

3.179 DL-01	D 1975 1986	3 Cyl	2938cc	41kW	(56ps)
4.039D	D	4 Cyl	3920cc	60kW	(80ps)
6.059D	D	6 Cyl	5878cc	89kW	(120ps)

 11-01496-000 CH 66,300 B- 18,920 BØ 58,500 TL 112,000 34,93x84,10	AP	91-09503-000 1 3,160 MoP 2 2,385 P 3 3,465 CrP		Ø 106,500	31-03496-000
---	----	---	--	-----------	---------------------

 K=115,71 L=197,00 H+F=6,05+0,80 D=126,00	WF		O-Ring/Seal 55-50903-000 1 FPM 117,00x3,50 1 MVQ 117,07x3,53 1 NBR 99,00x2,30x3,80	51-05503-000 52-05503-000	71-07496-000 72-07496-000
---	----	--	---	--	--

 K=115,71 L=197,00 H+F=6,05+0,80 D=126,00	WF		O-Ring/Seal 55-50904-000 1 FPM 117,00x3,50 1 S 117,00x3,50 1 NBR 99,00x2,30	51-05508-000 52-05508-000	71-07498-000 72-07498-000
---	----	--	--	--	--


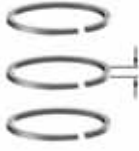
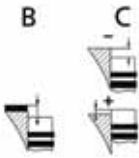



106,500							
3239 DL O1			D	1973	3 Cyl	2938cc	41kW (56ps)
4239 DL O1			D	1972 1979	4 Cyl	3918cc	55kW (75ps)
6329 DL O3			D	1973	6 Cyl	5395cc	63-68kW (86-92ps)
6359 DL O1			D	1973	6 Cyl	5876cc	82kW (112ps)

<p>11-01497-000 CH 66,420 B- 20,900 BØ 58,500 TL 112,000</p> <p>34,93x84,10</p>			<p>91-09503-000</p> <p>1 3,160 MoP</p> <p>2 2,385 P</p> <p>3 3,465 CrP</p>		+0,10/+0,30	Ø 106,500	31-03497-000
			<p>K=115,71 L=197,00 H+F=6,05+0,80 D=126,00</p>	WF		O-Ring/Seal 55-50903-000 1 FPM 117,00x3,50 1 MVQ 117,07x3,53 1 NBR 99,00x2,30x3,80	51-05503-000 52-05503-000






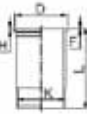
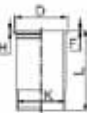
106,500							
3.239 D			D		3 Cyl	2938cc	41kW (56ps)
4.239 DL-01			D	1972 1979	4 Cyl	3920cc	46-55kW (63-75ps)
4.239 DL-03			D	1979 1986	4 Cyl	3920cc	46-55kW (62-75ps)
6.359 D-02			D	1975	6 Cyl	5878cc	66kW (90ps)
6.359 DL-02			D		6 Cyl	5878cc	71kW (97ps)
6.359 TZ-02			D	1975	6 Cyl	5878cc	83kW (113ps)

<p>11-01503-000 CH 66,420 B- 18,500 BØ 58,500 TL 112,000</p> <p>34,93x84,10</p>		AP	<p>91-09503-000</p> <p>1 3,160 MoP</p> <p>2 2,385 P</p> <p>3 3,465 CrP</p>		+0,10/+0,30	Ø 106,500	31-03503-000
			<p>K=115,71 L=197,00 H+F=6,05+0,80 D=126,00</p>	WF		O-Ring/Seal 55-50903-000 1 FPM 117,00x3,50 1 MVQ 117,07x3,53 1 NBR 99,00x2,30x3,80	51-05503-000 52-05503-000
<p>K=115,71 L=197,00 H+F=6,05+0,80 D=126,00</p>		WF		O-Ring/Seal 55-50904-000 1 FPM 117,00x3,50 1 S 117,00x3,50 1 NBR 99,00x2,30	51-05508-000 52-05508-000	71-08503-000 72-08503-000	

	Type			
---	-------------	---	--	---






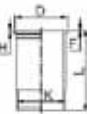
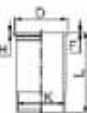
106,500

4045TL001-003-004	D	1994	4 Cyl	3920cc	73kW	(100ps)
6068 T / 6068TRW01-02	D	1994	6 Cyl	6786cc	96kW	(130ps)

	11-01504-000 CH 71,700 B- 22,500 BØ 60,000 TL 124,500	AP	91-09503-000 1 3,160  MoP 2 2,385  P 3 3,465  CrP		Ø 106,500	31-03504-000
	41,27x84,00					
	K=115,71 L=197,00 H+F=6,05+0,80 D=126,00	WF		O-Ring/Seal 55-50903-000 1 FPM 117,00x3,50 1 MVQ 117,07x3,53 1 NBR 99,00x2,30x3,80	51-05503-000 52-05503-000	71-07504-000 72-07504-000
	K=115,71 L=197,00 H+F=6,05+0,80 D=126,00	WF		O-Ring/Seal 55-50904-000 1 FPM 117,00x3,50 1 S 117,00x3,50 1 NBR 99,00x2,30	51-05508-000 52-05508-000	71-07558-000 72-07558-000

106,500

4.239TL-02	D	1979	1986	4 Cyl	3920cc	60kW	(82ps)
4239	D	1979	1986	4 Cyl	3920cc	67kW	(91ps)
6.359T	D			6 Cyl	5878cc	82-102kW	(112-139ps)

	11-01505-000 CH 66,420 B- 19,650 BØ 58,500 TL 112,000	AP	91-09503-000 1 3,160  MoP 2 2,385  P 3 3,465  CrP		Ø 106,500	31-03505-000
	41,27x84,00					
	K=115,71 L=197,00 H+F=6,05+0,80 D=126,00	WF		O-Ring/Seal 55-50903-000 1 FPM 117,00x3,50 1 MVQ 117,07x3,53 1 NBR 99,00x2,30x3,80	51-05503-000 52-05503-000	71-07505-000 72-07505-000
	K=115,71 L=197,00 H+F=6,05+0,80 D=126,00	WF		O-Ring/Seal 55-50904-000 1 FPM 117,00x3,50 1 S 117,00x3,50 1 NBR 99,00x2,30	51-05508-000 52-05508-000	71-07060-000 72-07060-000

		Type					
--	--	------	--	--	--	--	--

106,500

4045TL001-003-004	D	4 Cyl	3920cc	73kW	(100ps)
6068 T / 6068TRW01-02	D	6 Cyl	6786cc	96kW	(130ps)

	11-02985-000 CH 71,690 B- 22,020 BØ 60,210 TL 120,000 41,27x84,50	AP	91-09503-000 1 3,160 MoP 2 2,385 P 3 3,465 CrP		Ø 106,500	31-04985-000
	K=115,70 L=219,40 H+F=6,05+0,70 D=125,80	WF			51-05510-000	71-08985-000

106,500

4045 TF275 Teire II	D	4 Cyl	4524cc	84kW	(113ps)
6068 T 414 CID (6068TP054)	D	6 Cyl	6786cc	116-168kW	(154-225ps)

	11-02986-000 CH 71,680 B- 25,500 BØ 56,930 TL 100,680 34,94x70,15	AP	91-09503-000 1 3,160 MoP 2 2,385 P 3 3,465 CrP	0.07-0.25	Ø 106,500	31-04986-000
	K=115,71 L=218,50 H+F=6,05+0,85 D=126,00	WF			51-05509-000	71-08504-000

107,950

6404 D	D	6 Cyl	5878cc	272-295kW	(370-400ps)
--------	---	-------	--------	-----------	-------------

	11-01507-000 CH 69,900 B- 18,000 BØ 63,500 TL 124,400 38,10x85,20	AP	91-09507-000 1 3,170 CrP 2 2,385 CrP 3 6,350 CrP		Ø 107,950	31-03507-000
	K=117,50 L=231,50 H+F=6,56+0,80 D=131,53	WF			51-05505-000	71-07507-000

		Type					
--	--	------	--	--	--	--	--

107,950

4270 D	D	4 Cyl	4400cc	kW	(ps)
6404	D	6 Cyl	5878cc	kW	(ps)

	11-01508-000 CH 69,900 B- 15,000 BØ 68,800 TL 124,250 38,10x85,20	AP	91-09507-000 1 3,170 CrP 2 2,385 CrP 3 6,350 CrP		Ø 107,950	31-03508-000
	K=117,50 L=231,50 H+F=6,56+0,80 D=131,53	WF			51-05505-000	71-07508-000

107,950

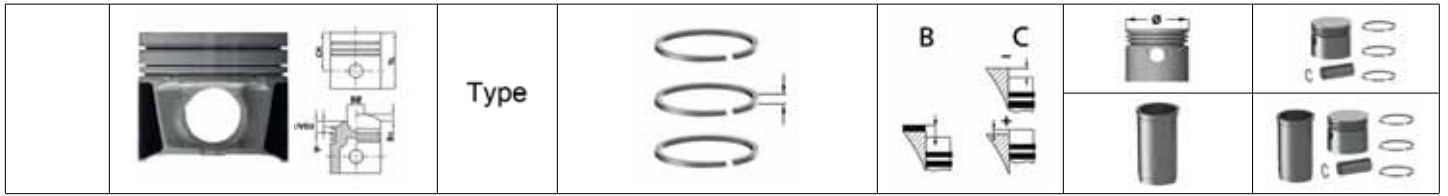
6404D	D	6 Cyl	5878cc		
-------	---	-------	--------	--	--

	11-01509-000 CH 70,040 B- 18,700 BØ 63,500 TL 124,750 38,10x85,50	AP	91-09509-000 1 3,175 CR 2 2,385 CR 3 4,747 CR		Ø 107,950	31-03509-000
	K=117,50 L=231,50 H+F=6,56+0,80 D=131,53	WF			51-05505-000	71-07509-000

115,900

6081 Teire	D 1996	6 Cyl	8120cc		
6081HRW01-17-26-27-28-35-36-37-38-40	D 1996	6 Cyl	8120cc		

	11-02987-000 CH 66,500 B- 16,000 BØ 73,000 TL 111,500 47,61x91,45	DAP	91-09508-000 1 3,900 MoP 2 3,200 P 3 4,000 NT St		Ø 115,888	31-04987-000
	K=125,10 L=228,00 H+F=12,05+1,20 D=135,10	WF			51-05564-000	71-08505-000



120,000						
740.50-360 Euro1		D	8 Cyl	10850cc	kW	(ps)
740.51-320 Euro1		D	8 Cyl	10850cc	kW	(ps)


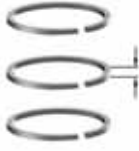
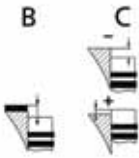



 11-02400-000 CH 71,000 VD1 2,700 B- 21,700 BØ 70,000 TL 117,800 45,00x95,00	AP	91-09240-000 1 3,500 CR 2 3,000 CR 3 4,000 CR	Ø 120,000	31-04400-000

120,000						
VMotor740		D	8 Cyl	10850cc		

 11-02430-000 CH 75,700 VD1 2,700 B- 24,800 BØ 60,000 TL 123,000 45,00x95,00	AP	91-09430-000 1 3,000 CrP 2 3,000 CrP 3 5,000 CrP	Ø 120,000	31-04430-000





120,000						
740.10		D	8 Cyl	10850cc	154kW	(210ps)

 11-02431-000 CH 75,700 VD1 2,700 B- 26,400 BØ 60,000 TL 123,000 45,00x95,00	AP	91-09430-000 1 3,000 CrP 2 3,000 CrP 3 5,000 CrP	Ø 120,000	31-04431-000

	Type		B	C		
						





82,000

V1702	D	4 Cyl	cc	kW	(ps)
-------	---	-------	----	----	------

	11-01007-000 CH 43,450 TL 80,000		91-09580-000 1 2,500  CrP 2 1,980  P 3 5,000  CrP		Ø 82,000	31-03007-000
--	---	--	--	--	----------	---------------------





83,000

V2003 V2003-DI	D	4 Cyl			
----------------	---	-------	--	--	--

	11-01005-000 CH 43,450 B- 15,950 BØ 38,000 TL 79,900	CP	91-09576-000 1 2,000  NT 2 1,980  CrP 3 4,000  CrP		Ø 83,000	31-03005-000
--	---	----	---	--	----------	---------------------





83,000

V2003T	D	4 Cyl			
--------	---	-------	--	--	--

	11-01015-000 CH 43,450 VD1 1,150 VD2 1,850 B- 2,000 TL 79,900	HA	91-09684-000 1 2,000  NT 2 1,980  CrP 3 5,000  CrP		Ø 83,000	31-03015-000
--	---	----	---	--	----------	---------------------





87,000









V2203-M-DI	D	4 Cyl			
V2203-M-DI-E2B	D	4 Cyl			
V2203-M-DI-E2B-BC-1	D	4 Cyl			
V2203-M-DI-E2B-BC-3	D	4 Cyl			
V2403-M-DI	D	4 Cyl			

	11-01004-000 CH 43,450 B- 16,700 BØ 40,000 TL 80,000	CP	91-09575-000 1 2,000  P 2 1,980  P 3 4,000  CR		Ø 87,000	31-03004-000
--	---	----	---	--	----------	---------------------

87,000

V2203IDI	D	4 Cyl			
----------	---	-------	--	--	--

	11-01006-000 CH 43,450 VD1 1,000 B- 1,500 TL 80,000	CP	91-09579-000 1 2,500  CrP 2 1,980  P 3 5,000  CrP		Ø 87,000 Ø 87,500	31-03006-000 31-03006-050
--	--	----	--	--	----------------------	--





	Type		 		
					

87,000

ENDUSTRIYEL ENGINE

D

4 Cyl





	11-01008-000 CH 39,150 B- 16,250 BØ 45,300 TL 80,000	AP	91-09581-000 1 2,000  P 2 1,480  CrP 3 3,000  CR		Ø 87,000	31-03008-000
--	---	----	---	--	----------	--------------

87,000

ENDUSTRIYEL ENGINE

D

4 Cyl




	11-01009-000 CH 43,500 B- 16,500 BØ 42,000 TL 80,000	AP CP	91-09637-000 1 2,000  P 2 1,980  CrP 3 2,500  CR		Ø 87,000	31-03009-000
--	---	--------------	---	--	----------	--------------

87,000

V2203 / CFP-25

B

4 Cyl





 	11-01094-000 CH 43,400 VD1 1,400 VD2 1,600 TL 80,000	CP	1 2,000 2 2,000 3 5,000		Ø 87,000	31-03094-000
	25,00x64,00					

98,000

V3300T

D

4 Cyl





	11-01014-000 CH 46,600 B- 18,000 BØ 50,000 TL 87,600	AP	91-09683-000 1 2,000  NT 2 1,980  CrP 3 3,000  NT		Ø 98,000	31-03014-000
--	---	----	--	--	----------	--------------












100,000

V3800 V3800T V3800-DI-T

D

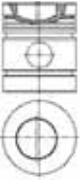






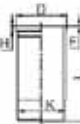
4 Cyl

	11-01013-000 CH 44,000 B- 18,200 BØ 57,000 TL 85,000	AP	91-09638-000 1 2,000  NT 2 1,980  CrP 3 3,000  CR		Ø 100,000	31-03013-000
--	---	----	--	--	-----------	--------------

		Type		 		
				 		

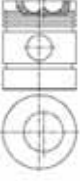






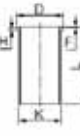

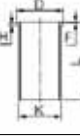
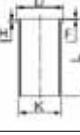
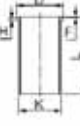
95,000






3.4T	D	4 Cyl
3.4TD	D	4 Cyl
3DL	D	3 Cyl

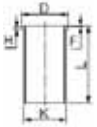
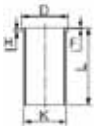
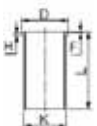
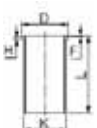

	11-02410-000 CH 70,700 B- 23,500 BØ 54,000 TL 121,500  34,93x79,30		91-09410-000 1 3,947  CR 2 2,385  3 2,385  4 6,350  CR 5 6,350  P		Ø 95,000	31-04410-000
	K=106,35 L=222,00 H+F=11,17+0,90 D=114,20	WF-PH			51-05230-000	

98,480

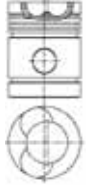






6354	D 1961	4 Cyl	5800cc
------	--------	-------	--------

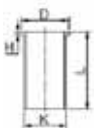
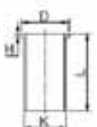
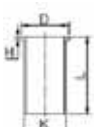
	11-01840-000 CH 70,100 B- 25,700 BØ 54,000 TL 120,700  34,93x84,10		91-09863-000 1 2,385  CrP 2 2,385  P 3 2,385  P 4 6,350  CrP 5 6,350  P		Ø 98,480	31-03840-000
Ihc/Case, Leyland, Massey-Ferguson ve Perkins ile Ortak Motor						
	K=103,21 L=227,30 H+F=3,81+1,00 D=106,36	DF			51-35844-000	
	K=103,21 L=227,30 H+F=3,81+1,00 D=106,36	DF			51-35844-000	71-07840-000
	K=104,21 L=227,30 H+F=3,81+1,00 D=107,36	DF +1,00			51-35844-100	
	K=103,28 L=227,30 H+F=3,85+0,90 D=106,40	DS			51-65840-000	
	K=103,55 L=227,30 H+F=3,85+0,90 D=106,40	DS +0,25			51-65840-025	

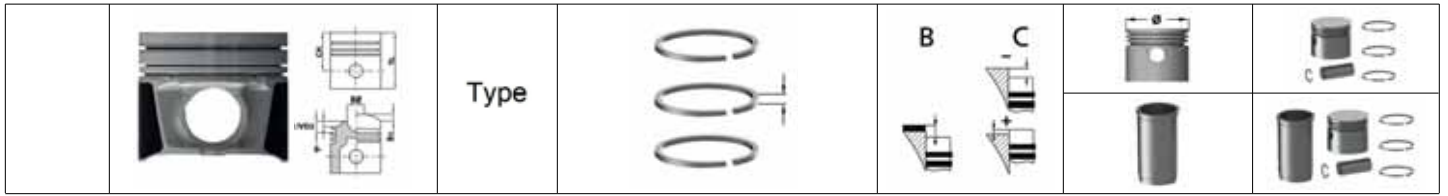
	Type				
---	------	---	--	---	---

	K=103,80 L=227,30 H+F=3,85+0,90 D=106,40	DS +0,50			51-65840-050
	K=104,30 L=227,30 H+F=3,85+0,90 D=107,40	DS +1,00			51-65840-100
	K=104,80 L=227,30 H+F=5,00+0,90 D=108,00	DS +1,50			51-65840-150
	K=105,80 L=227,30 H+F=5,00+0,90 D=109,00	DS +2,50			51-65840-250
	K=103,28 L=229,00 H+F= +	DS			51-65845-000

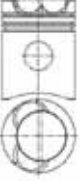





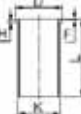
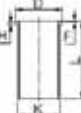
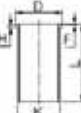
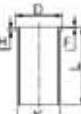
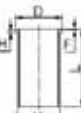
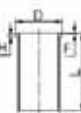
100,610
0.350 D 1952 6 Cyl 5760cc 76kW (104ps)

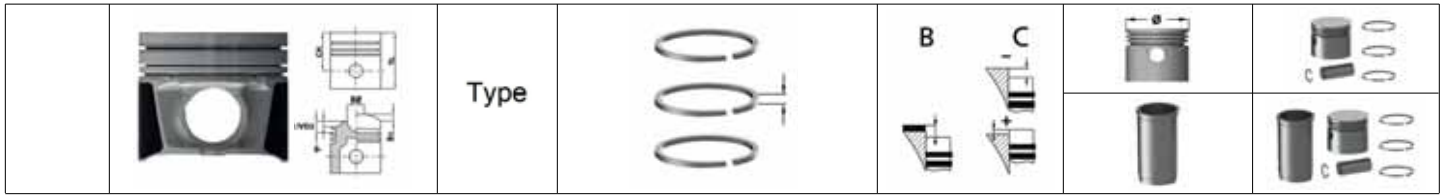
	11-01385-000 CH 81,900 VD1 2,400 B- 24,800 BØ 58,600 TL 132,700  33,03x87,90	AP	91-09385-000 1 2,385  CrP 2 2,385  P 3 2,385  P 4 6,335  P 5 6,335  P		Ø 100,610	31-03385-000
--	--	----	--	--	-----------	--------------

	K=105,67 L=239,00 H=12,72 D=115,21	DF			51-35383-000	71-07385-000
	K=105,70 L=239,00 H=12,70 D=115,20	DS			51-65379-000	
	K=106,20 L=239,00 H=12,70 D=115,20	DS +0,50			51-65379-050	








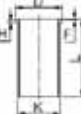
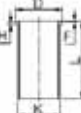
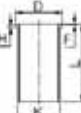
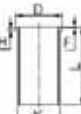
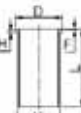
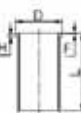











107,210
 0400 / 401D D 4 Cyl 6540cc kW (ps)

 11-01560-000 CH 82,135 VD1 2,150 B- 19,250 BØ 71,400 TL 145,600  41,27x88,70	AP	91-09560-000 1 3,175  CR 2 2,385  P 3 4,763  P		Ø 107,210	31-03560-000
	K=111,35 L=239,50	DF		51-35560-000	71-07560-000
	K=111,28 L=240,00 H+F=4,50+1,00 D=112,75	DF		51-35562-000	71-07064-000
	K=111,78 L=240,00 H+F=5,00+1,00 D=113,30	DF +0,50		51-35562-050	
	K=112,55 L=240,00 H+F=6,00+1,00 D=114,05	DF +1,00		51-35562-100	
	K=111,36 L=240,00 H+F=4,50+0,80 D=113,05	DS		51-65561-000	
	K=111,80 L=240,00 H+F=4,50+0,80 D=113,50	DS +0,50		51-65561-050	
	K=112,35 L=240,00 H+F=4,50+0,80 D=114,00	DS +1,00		51-65561-100	










107,210
 0.401 D 1961 6 Cyl 6540cc

 11-01561-000 CH 82,100 VD1 2,400 B- 19,500 BØ 71,000 TL 145,500  33,78x92,50	AP	91-09561-000 1 3,430  2 3,430  3 6,335  4 6,335 		Ø 107,210	31-03561-000
	K=111,35 L=239,50	DF		51-35560-000	71-07561-000
	K=111,28 L=240,00 H+F=4,50+1,00 D=112,75	DF		51-35562-000	71-07006-000
	K=111,78 L=240,00 H+F=5,00+1,00 D=113,30	DF +0,50		51-35562-050	
	K=112,55 L=240,00 H+F=6,00+1,00 D=114,05	DF +1,00		51-35562-100	
	K=111,36 L=240,00 H+F=4,50+0,80 D=113,05	DS		51-65561-000	
	K=111,80 L=240,00 H+F=4,50+0,80 D=113,50	DS +0,50		51-65561-050	
	K=112,35 L=240,00 H+F=4,50+0,80 D=114,00	DS +1,00		51-65561-100	

		Type		 	 	 
---	---	------	---	--	--	--








88,900

SR1		D	1 Cyl	582cc	kW	(ps)
SR2		D	2 Cyl	1102cc	kW	(ps)
SR3		D	3 Cyl	1655cc	kW	(ps)
SR4		D 1961 1975	4 Cyl	cc	kW	(ps)

	11-01252-000 CH 65,150 B- 17,220 BØ 35,000 TL 103,180		91-09252-000 1 3,200  CR 2 2,381  P 3 2,381  P 4 3,968  CR 5 3,968  P		Ø 88,900 Ø 89,400 Ø 89,650 Ø 89,900 Ø 90,400	31-03252-000 31-03252-020 31-03252-030 31-03252-040 31-03252-060
	29,37x76,00					

95,250








ST1 / TS1		D	1 Cyl	630cc		
ST2 / TS2		D	2 Cyl	1270cc		
ST3 / TS3		D	3 Cyl	1900cc		








	11-01582-000 CH 65,150 B- 16,000 BØ 45,000 TL 103,180		91-09582-000 1 3,160  CR 2 2,385  P 3 2,385  P 4 4,747  CR 5 4,747  P		Ø 95,250 Ø 95,750 Ø 96,000 Ø 96,250	31-03582-000 31-03582-020 31-03582-030 31-03582-040
	33,34x79,20					

	K=104,70 L=185,80 H=148,83 D=114,30	AF				51-95567-000 71-07582-000
--	--	----	--	--	--	--

101,650

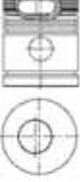






HA / HB		D	2 Cyl	2090cc		
---------	--	---	-------	--------	--	--

	11-01585-000 CH 73,070 B- 21,260 BØ 47,500 TL 127,000		91-09585-000 1 4,760  CR 2 3,175  P 3 3,175  P 4 4,747  CR 5 4,747  P		Ø 101,650 Ø 102,150 Ø 102,400 Ø 102,650 Ø 103,150	31-03585-000 31-03585-020 31-03585-030 31-03585-040 31-03585-060
	36,51x85,10					

	Type				
					

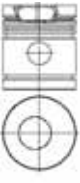






108,000

HR2	D	1967	2 Cyl	2090cc
HR3	D	1967	3 Cyl	3140cc

 <p>11-01253-000 CH 73,076 B- 21,720 BØ 51,000 TL 127,000</p>  39,69x88,72	<p>91-09253-000</p> <p>1 3,969  CrP 2 3,175  P 3 3,175  P 4 4,762  CR 5 4,762  P</p>	<p>Ø 108,000 Ø 108,500 Ø 108,750 Ø 109,000 Ø 109,500</p>	<p>31-03253-000 31-03253-020 31-03253-030 31-03253-040 31-03253-060</p>

108,000

HR2	D	1967	2 Cyl	2090cc	21kW	(30ps)
HR3	D	1967	3 Cyl	3140cc	32kW	(45ps)

 <p>11-01255-000 CH 73,076 B- 21,720 BØ 51,000 TL 127,000</p>  39,69x88,72	AP	<p>91-09253-000</p> <p>1 3,969  CrP 2 3,175  P 3 3,175  P 4 4,762  CR 5 4,762  P</p>	<p>Ø 108,000 Ø 108,500 Ø 109,000 Ø 109,500</p>	<p>31-03255-000 31-03255-020 31-03255-040 31-03255-060</p>

	Type				

72,000

Water Pump Engine	D	1997	1999	4 Cyl	1200cc	95kW	(129ps)
-------------------	---	------	------	-------	--------	------	---------

	11-01241-000 CH 37,000 B- 4,100 TL 58,030	91-09241-000 1 2,000 CR 2 2,000 P 3 3,000 CR	Ø 72,000 Ø 72,500	31-03241-000 31-03241-050

75,000

Water Pump Engine	D			4 Cyl	cc	kW	(ps)
-------------------	---	--	--	-------	----	----	------

	11-01243-000 CH 35,400 B- 4,200 TL 56,500	91-09243-000 1 2,000 CR 2 2,000 P 3 3,000 CR	Ø 75,000 Ø 75,500	31-03243-000 31-03243-050

85,000

LDA450	D			1 Cyl			
--------	---	--	--	-------	--	--	--

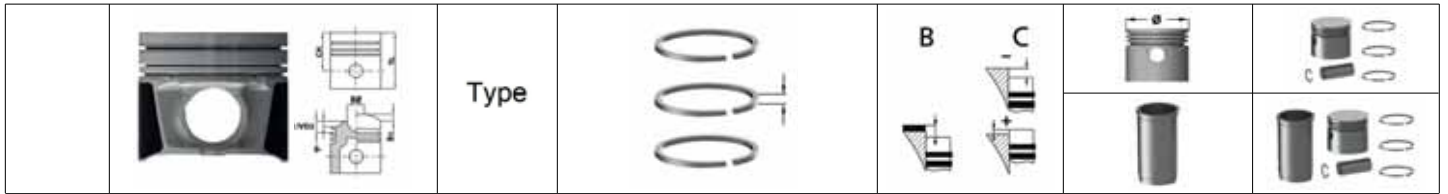
	11-01587-000 CH 52,000 B- 14,500 BØ 42,600 TL 90,000	91-09587-000 1 2,000 CrP 2 2,000 P 3 2,000 P 4 4,000 P	Ø 85,000 Ø 85,500 Ø 86,000	31-03587-000 31-03587-050 31-03587-100

85,000

LDA450	D			1 Cyl	510cc	8kW	(11ps)
--------	---	--	--	-------	-------	-----	--------

LDA451	D			1 Cyl	510cc	8kW	(11ps)
--------	---	--	--	-------	-------	-----	--------

	11-01589-000 CH 47,000 B- 16,600 BØ 43,000 TL 85,000	91-09587-000 1 2,000 CrP 2 2,000 P 3 2,000 P 4 4,000 P	Ø 85,000 Ø 85,500 Ø 86,000	31-03589-000 31-03589-050 31-03589-100



102,000
720.08 D 1973 1977 4 Cyl 3596cc 66kW (90ps)

	<p>11-01942-000 CH 75,580 B- 37,950 BØ 37,700 TL 120,600</p> <p> 36,00x86,00</p> <p>Man, Renault Trucks (RVI) ve Saviem ile Ortak Motor</p>	<p>AP</p>	<p>91-09942-000 1 3,000 MoP 2 2,500 P 3 5,000 CrP</p>		<p>Ø 102,000</p>	<p>31-03942-000</p>
--	--	-----------	---	--	------------------	----------------------------

	<p>K=114,00 L=234,50 H+F=8,00+0,80 D=120,90</p>	<p>WF</p>			<p>51-05942-000</p>	<p>71-07942-000</p>
--	---	-----------	--	--	----------------------------	----------------------------

	<p>K=114,00 L=218,00 H+F=8,00+0,70 D=120,70</p>	<p>WF-PH</p>			<p>51-05948-000</p>	<p>71-07076-000</p>
--	---	--------------	--	--	----------------------------	----------------------------

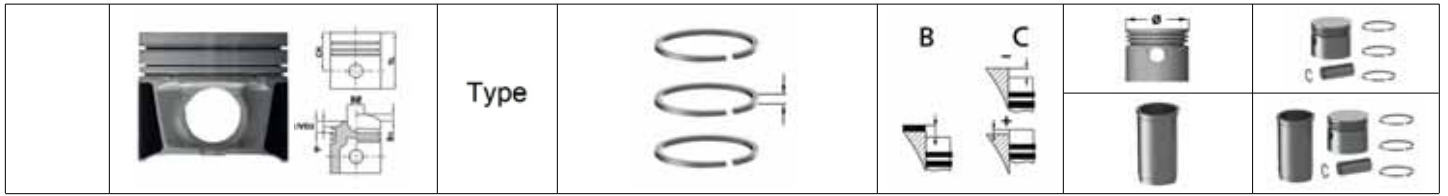
	<p>K=114,00 L=220,50 H+F=8,00+0,70 D=120,70</p>	<p>WF-PH</p>			<p>51-05949-000</p>	<p>71-07944-000</p>
--	---	--------------	--	--	----------------------------	----------------------------

102,000
797 D 1971 1981 6 Cyl 5496cc 89-100kW (121-136ps)

	<p>11-01943-000 CH 77,820 B- 38,200 BØ 38,400 TL 123,820</p> <p> 36,00x86,00</p> <p>Man, Renault, Renault Trucks (RVI) ve Saviem ile Ortak Motor</p>	<p>AP</p>	<p>91-09942-000 1 3,000 MoP 2 2,500 P 3 5,000 CrP</p>		<p>Ø 102,000</p>	<p>31-03943-000</p>
--	---	-----------	---	--	------------------	----------------------------

	<p>K=114,00 L=235,50 H+F=8,00+0,80 D=121,00</p>	<p>WF</p>			<p>51-05943-000</p>	<p>71-07943-000</p>
--	---	-----------	--	--	----------------------------	----------------------------

	<p>K=114,00 L=234,00 H+F=8,00+0,80 D=122,50</p>	<p>WF</p>			<p>51-05944-000</p>	<p>71-07325-000</p>
--	---	-----------	--	--	----------------------------	----------------------------

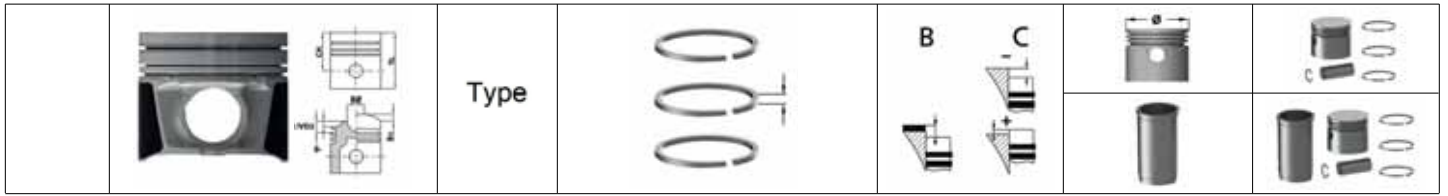


108,000

D 0846 HM 2	D	1969	1974	6 Cyl	7252cc	118kW	(160ps)
D 0846 HMN 2	D	1969	1977	6 Cyl	7252cc	118kW	(160ps)

<p>11-01591-000 CH 89,000 B- 40,000 BØ 43,300 TL 145,500</p> <p>42,00x90,00</p>	AP	<p>91-09591-000</p> <p>1 2,500 CrP</p> <p>2 2,500 P</p> <p>3 5,000 CrP</p>	+0,16/+0,46	Ø 108,000	31-03591-000

<p>K=112,98 L=254,00 H=5,05 D=117,85</p>	DF			51-35591-000	71-07591-000
<p>K=113,48 L=254,00 H=5,05 D=117,85</p>	DF +0,50			51-35591-050	
<p>K=113,98 L=254,00 H=5,05 D=117,85</p>	DF +1,00			51-35591-100	
<p>K=113,06 L=254,00 H=5,05 D=117,85</p>	DS			51-65580-000	
<p>K=113,50 L=254,00 H=5,05 D=117,85</p>	DS +0,50			51-65580-050	
<p>K=114,00 L=254,00 H=6,00 D=118,85</p>	DS +1,00			51-65580-100	





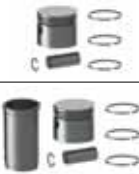


108,000

D0824 Euro1 LF01 / LF03-LF10 / LFL01 / LFL05 / LOH01-LOH03	D	1969	4 Cyl	4580cc	114kW	(155ps)
D0826 3 Euro 2 LUH08	D	1992	6 Cyl	6871cc	162kW	(220ps)
D0826 Euro 1 LF / LFL / LOH / LUH Series	D	1989	6 Cyl	6871cc	114-198kW	(155-270ps)
D0826 FG001 / FG002	D	1988 1994	6 Cyl	6871cc	169kW	(230ps)
D0826 LE10 / LOH12 / LUH213	D	1990	6 Cyl	6871cc	140-165kW	(190-224ps)
D0826 LF01-LF03 / LF05 / LFG02-LFG04 / LOH04-LOH05 / LUH04	D	1988	6 Cyl	6871cc	140-169kW	(190-230ps)
D0826 LF06	D	1988 1996	6 Cyl	6871cc	169kW	(230ps)
D0826FG001	D	1988 1994	6 Cyl	6871cc	169kW	(230ps)
D0826LF08 Euro1	D	1994 1996	6 Cyl	6871cc	169kW	(230ps)

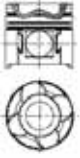







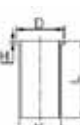
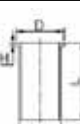

<p>11-01592-000 CH 73,000 VD1 1,700 B- 21,250 BØ 63,000 TL 113,000</p> <p>40,00x90,00</p>	AP	<p>91-09592-000</p> <p>1 3,000 CR</p> <p>2 2,500 CR</p> <p>3 4,000 CR</p>	+0,10/+0,40	<p>Ø 108,000</p> <p>Ø 108,500</p>	<p>31-03592-000</p> <p>31-03592-050</p>

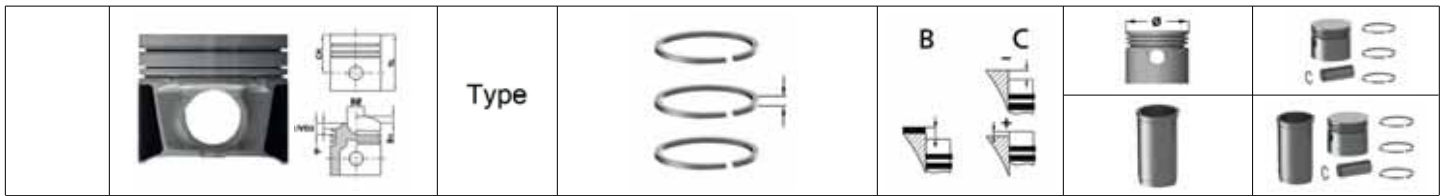
<p>K=111,47 L=217,00 H=4,05 D=116,00</p>	DF			51-35592-000	71-07592-000
<p>K=111,72 L=217,00 H=4,05 D=116,00</p>	DF	+0,25		51-35592-025	
<p>K=111,97 L=217,00 H=4,05 D=116,00</p>	DF	+0,50		51-35592-050	
<p>K=112,47 L=217,00 H=5,00 D=117,00</p>	DF	+1,00		51-35592-100	
<p>K=111,54 L=217,00 H=4,05 D=116,00</p>	DS			51-65596-000	
<p>K=112,04 L=217,00 H=4,05 D=116,00</p>	DS	+0,50		51-65596-050	

	Type				
---	-------------	---	--	---	---

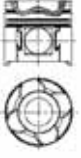









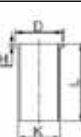
108,000

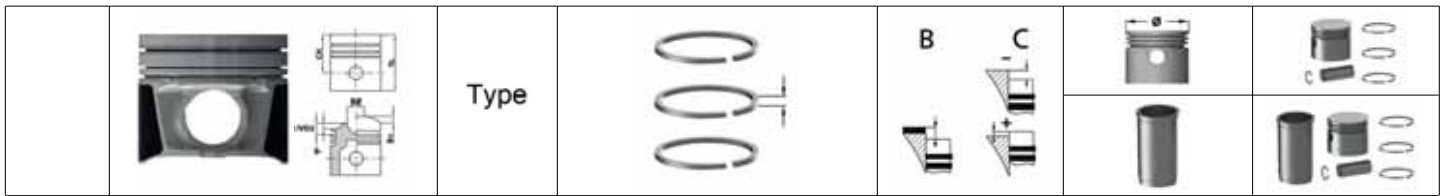
D 0834 LFL 40-42 / LOH 50-51 Euro 3	D 2005	4 Cyl	4580cc	103-151kW	(140-206ps)
D 0836 LOH 40-41 / LOH 50 Euro 3	D 2002	6 Cyl	6871cc	176-206kW	(239-280ps)

	11-02661-000 CH 63,900 VD1 1,700 B- 17,390 BØ 65,400 TL 103,000	AP	91-09761-000 1 3,000  CK 2 2,500  P 3 3,000  CR		Ø 108,000 Ø 108,500	31-04661-000 31-04661-050
	42,00x86,00					
	K=111,47 L=217,00 H=4,05 D=116,00	DF			51-35592-000	71-07607-000
	K=111,72 L=217,00 H=4,05 D=116,00	DF +0,25			51-35592-025	
	K=111,97 L=217,00 H=4,05 D=116,00	DF +0,50			51-35592-050	
	K=112,47 L=217,00 H=5,00 D=117,00	DF +1,00			51-35592-100	
	K=111,54 L=217,00 H=4,05 D=116,00	DS			51-65596-000	
	K=112,04 L=217,00 H=4,05 D=116,00	DS +0,50			51-65596-050	

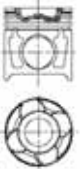







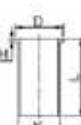




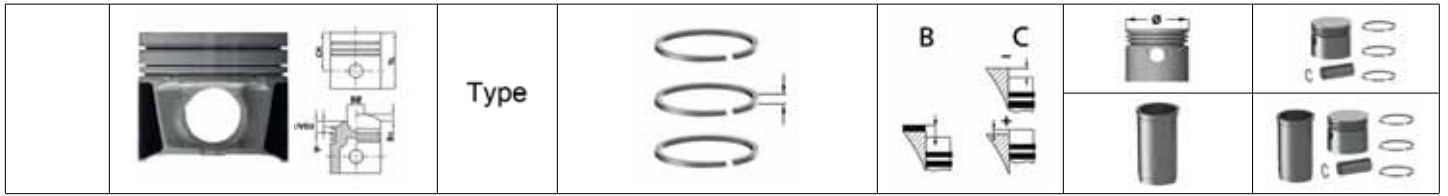
108,000	
D 0834 LFL 40-42 Euro 3	D 2005 4 Cyl 4580cc 103-151kW (140-205ps)
D 0836 LF 43-44 / LFL 40-41 / LFL 44 / LUH 40-41 / LUH 50 Euro 3	D 2002 6 Cyl 6871cc 176-240kW (240-326ps)
D 0836 LOH 40-41 / LOH 50 Euro 3	D 6 Cyl 6871cc 176-206kW (239-280ps)

 <p>11-02662-000 CH 63,900 VD1 1,700 B- 17,390 BØ 65,400 TL 103,000</p>  42,00x86,00	AP YS	<p>91-09761-000</p> 1 3,000  CK 2 2,500  P 3 3,000  CR		Ø 108,000 Ø 108,500	31-04662-000 31-04662-050
	 <p>K=111,47 L=217,00 H=4,05 D=116,00</p>	DF			51-35592-000
 <p>K=111,72 L=217,00 H=4,05 D=116,00</p>	DF +0,25			51-35592-025	
 <p>K=111,97 L=217,00 H=4,05 D=116,00</p>	DF +0,50			51-35592-050	
 <p>K=112,47 L=217,00 H=5,00 D=117,00</p>	DF +1,00			51-35592-100	
 <p>K=111,54 L=217,00 H=4,05 D=116,00</p>	DS			51-65596-000	
 <p>K=112,04 L=217,00 H=4,05 D=116,00</p>	DS +0,50			51-65596-050	



108,000						
D 0834 LFL 50-55 / 57 Euro 4	D	2006	4 Cyl	4580cc	110-151kW	(150-206ps)
D 0836 LFG 50 Euro 3	D		6 Cyl	6871cc	kW	(ps)
D 0836 LFL 50-55 / LOH 51-58 / LOH 62-63 Euro 4	D	2005	6 Cyl	6871cc	176-240kW	(240-326ps)
D 0836 LOH 60-61	D		6 Cyl	6871cc	184-213kW	(250-290ps)
D 0836 LOH 64-66 Euro 5	D		6 Cyl	6871cc	184-213kW	(250-290ps)






 <p>11-02663-000 CH 63,900 VD1 1,700 B- 17,390 BØ 65,000 TL 103,000</p>  44,00x88,00	AP YS	<p>91-09761-000</p> <p>1 3,000  CK 2 2,500  P 3 3,000  CR</p>		Ø 108,000 Ø 108,500	31-04663-000 31-04663-050
 <p>K=111,47 L=217,00 H=4,05 D=116,00</p>	DF			51-35592-000	71-07609-000
 <p>K=111,72 L=217,00 H=4,05 D=116,00</p>	DF +0,25			51-35592-025	
 <p>K=111,97 L=217,00 H=4,05 D=116,00</p>	DF +0,50			51-35592-050	
 <p>K=112,47 L=217,00 H=5,00 D=117,00</p>	DF +1,00			51-35592-100	
 <p>K=111,54 L=217,00 H=4,05 D=116,00</p>	DS			51-65596-000	
 <p>K=112,04 L=217,00 H=4,05 D=116,00</p>	DS +0,50			51-65596-050	



108,000						
D 0834 LFL 01-04 / LFL 10-11 / LOH 01-03 Euro 3	D	1999	4 Cyl	4580cc	103-125kW	(140-170ps)
D 0836 LF 01-02 / LFL 01 / LFL 04 / LOH 01 Euro 2	D	1998	6 Cyl	6871cc	196-206kW	(266-280ps)
D 0836 LF 03-06 / LF 10 / LF 18 / LFL 02-03 / LFL 05-06 / LOH 02-03 / LUH 01-02 Euro 3	D	1999	6 Cyl	6871cc	162-206kW	(220-280ps)
D 0836 LF 40-42 Euro 3	D		6 Cyl	6871cc	173-228kW	(235-310ps)

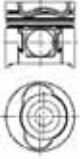




<p>11-02664-000 CH 63,900 VD1 1,700 B- 16,150 BØ 70,500 TL 103,000</p> <p>42,00x86,00</p>	AP	<p>91-09761-000</p> <p>1 3,000 CK 2 2,500 P 3 3,000 CR</p>	+0,09/+0,39	Ø 108,000	31-04664-000
<p>K=111,47 L=217,00 H=4,05 D=116,00</p>	DF			51-35592-000	71-07610-000
<p>K=111,72 L=217,00 H=4,05 D=116,00</p>	DF +0,25			51-35592-025	
<p>K=111,97 L=217,00 H=4,05 D=116,00</p>	DF +0,50			51-35592-050	
<p>K=112,47 L=217,00 H=5,00 D=117,00</p>	DF +1,00			51-35592-100	
<p>K=111,54 L=217,00 H=4,05 D=116,00</p>	DS			51-65596-000	
<p>K=112,04 L=217,00 H=4,05 D=116,00</p>	DS +0,50			51-65596-050	

108,000							
Strok Boyu 0,20mm Kisa Piston / Stroke Length 0,20mm Shorter Piston				Cyl	cc	kW	(ps)
<p>11-02664-001 CH 63,700 VD1 1,700 B- 16,150 BØ 70,500 TL 102,800</p> <p>42,00x86,00</p>	AP	<p>91-09761-000</p> <p>1 3,000 CK 2 2,500 P 3 3,000 CR</p>	+0,09/+0,39	Ø 108,000	31-04664-001		

	Type				
---	------	---	--	---	---






108,000

Strok Boyu 0,40mm Kisa Piston / Stroke Length 0,40mm Shorter Piston

 11-02664-002 CH 63,500 VD1 1,700 B- 16,150 BØ 70,500 TL 102,600  42,00x86,00	AP	91-09761-000 1 3,000  CK 2 2,500  P 3 3,000  CR	+0,09/+0,39	Ø 108,000	31-04664-002
--	----	--	-------------	-----------	--------------

108,000

D 0834 LF 01-02-06 / LFL 68 / LFL 70 Euro5 / LFL71 Euro5	D
D 0836 LFL 66 / 67 / 68 / 69 / 70 / 71 Euro 5	D
D 0836 LOH 51-58 Euro 4	D
D 0836 LOH 60 / 62 Euro4	D
D 0836 LOH 66-68 / 70-73	D

 11-02666-000 CH 63,900 VD1 1,700 B- 18,470 BØ 65,000 TL 103,000  44,00x88,00	AP	91-09761-000 1 3,000  CK 2 2,500  P 3 3,000  CR		Ø 108,000	31-04666-000
---	----	--	--	-----------	--------------

 K=111,47 L=217,00 H=4,05 D=116,00	DF			51-35592-000	71-07612-000
--	----	--	--	--------------	--------------






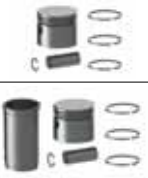
 K=111,72 L=217,00 H=4,05 D=116,00	DF +0,25			51-35592-025	
--	-------------	--	--	--------------	--

 K=111,97 L=217,00 H=4,05 D=116,00	DF +0,50			51-35592-050	
--	-------------	--	--	--------------	--

 K=112,47 L=217,00 H=5,00 D=117,00	DF +1,00			51-35592-100	
--	-------------	--	--	--------------	--

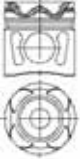




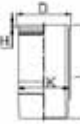
 K=111,54 L=217,00 H=4,05 D=116,00	DS			51-65596-000	
--	----	--	--	--------------	--

 K=112,04 L=217,00 H=4,05 D=116,00	DS +0,50			51-65596-050	
--	-------------	--	--	--------------	--

	Type		 		
---	-------------	---	--	---	---

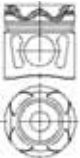




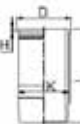
120,000

D2066 LF01-LF04 / LF06 / LF07 / LOH10-LOH12 Euro3	D	2004	6 Cyl	10520cc
D2066 LF11-LF20 / LF23 / LF24 / LF29-LF39 / LOH01-LOH06 Euro4	D	2004	6 Cyl	10520cc
D2066 LF21 / LF22 / LF25-LF28 / LF40-LF53 / LF57 / LF58 Euro5	D	2007	6 Cyl	10520cc

 11-01566-000 CH 76,800 VD1 2,000 B- 20,000 BØ 84,000 TL 123,300  52,00x96,00	AP YS	91-09573-000 1 3,500  CkP 2 3,000  CrP 3 4,000  CrP		Ø 120,000	31-03566-000
 K=139,50 L=260,00 H=8,07 D=150,00	WF-PH		O-Ring/Seal 55-50505-000 2 FPM 139,40x4,70	51-05605-000 52-05605-000	71-07566-000 72-07566-000

120,000

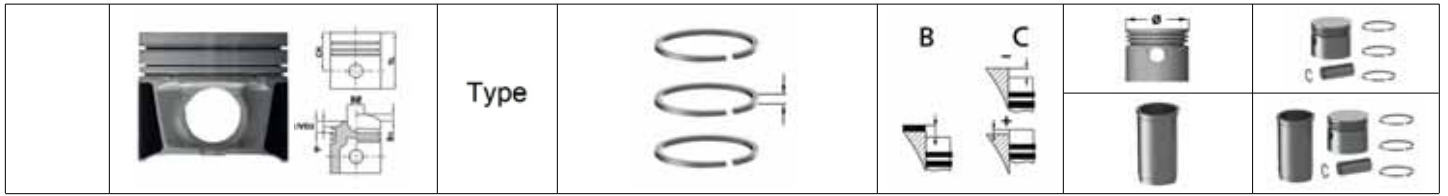
D2066 LF01-LF04 / LF06 / LF07 / LOH10 Euro3	D	2004	6 Cyl	10520cc	228-316kW (310-430ps)
D2066 LF11-LF14 / LF23 / LF24 / LF31-LF33 / LF35 / LF37 / LOH01-LOH04 / LUH11-LUH15 Euro4	D	2004	6 Cyl	10520cc	190-324kW (270-440ps)
D2066 LF21 / LF58 / LUH48 Euro5	D	2004	6 Cyl	10520cc	265-436kW (360-436ps)
D2066 LUH41 / LUH46 / LUH47 EEV	D	2007	6 Cyl	10520cc	206-235kW (280-320ps)

 11-01567-000 CH 76,800 VD1 2,000 B- 19,700 BØ 67,000 TL 123,300  52,00x96,00	AP YS	91-09573-000 1 3,500  CkP 2 3,000  CrP 3 4,000  CrP		Ø 120,000	31-03567-000
 K=139,50 L=260,00 H=8,07 D=150,00	WF-PH		O-Ring/Seal 55-50505-000 2 FPM 139,40x4,70	51-05605-000 52-05605-000	71-07567-000 72-07567-000

120,000

D2066 LF 25 Euro5	D	2007	6 Cyl	10518cc	324kW (440ps)
-------------------	---	------	-------	---------	---------------









 11-02667-000 CH 76,800 VD1 1,600 B- 19,700 BØ 70,000 TL 123,300  52,00x96,00	AP YS	91-09573-000 1 3,500  CkP 2 3,000  CrP 3 4,000  CrP		Ø 120,000	31-04667-000
 K=139,50 L=260,00 H=8,07 D=150,00	WF-PH		O-Ring/Seal 55-50505-000 2 FPM 139,40x4,70	51-05605-000 52-05605-000	71-07606-000 72-07606-000



121,000									
D2156 MT2			D	1966	1971	6 Cyl	10344cc	188kW	(256ps)
D2156 MTN1 / MTN5 / MTN6 / MTN8			D	1966	1978	6 Cyl	10344cc	184-188kW	(250-256ps)
D2156 MTNS			D	1974	1978	6 Cyl	10344cc	210kW	(285ps)
D2156 MTU			D	1966	1971	6 Cyl	10344cc	188kW	(256ps)
D2156 MTX			D	1966	1973	6 Cyl	10344cc	188kW	(256ps)

<p>11-01573-000 CH 94,000 VD1 2,400 B- 48,350 BØ 47,200 TL 162,000</p> <p>45,00x102,00</p>	AP	<p>91-09593-000</p> <p>1 3,500 CrP</p> <p>2 3,000 P</p> <p>3 3,000 P</p> <p>4 5,500 CrP</p>	+0,05/+0,35	Ø 121,000	31-03573-000
	HA				
Man ve Saviem ile Ortak Motor					

<p>K=125,98 L=287,00 H=8,00 D=131,80</p>	DF			51-35587-000	71-07573-000
<p>K=126,48 L=287,00 H=8,00 D=131,80</p>	DF	+0,50		51-35587-050	
<p>K=126,98 L=287,00 H=8,00 D=131,80</p>	DF	+1,00		51-35587-100	
<p>K=126,05 L=287,00 H=8,05 D=132,00</p>	DS			51-65593-000	
<p>K=126,55 L=287,00 H=8,05 D=132,00</p>	DS	+0,50		51-65593-050	

	<p>Type</p>		<p>B</p> 	<p>C</p> 		
						

121,000

D10TC Euro2

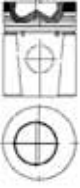








D 1997

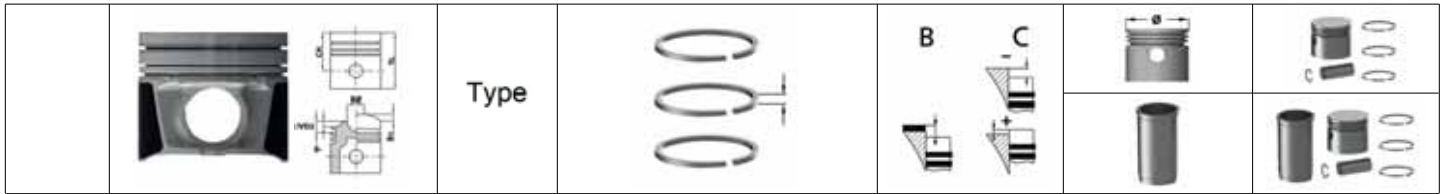
6 Cyl

10350cc

150kW

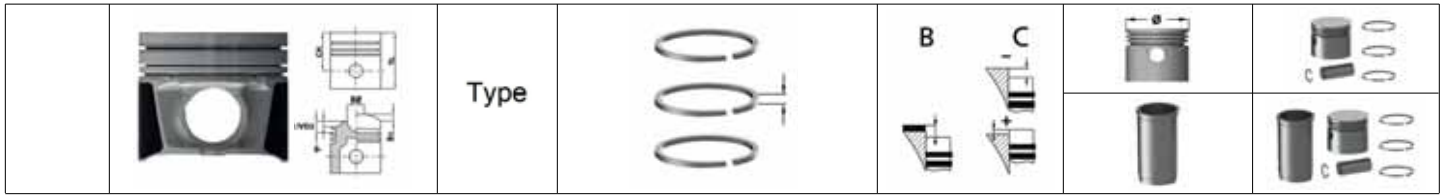
(204ps)

	<p>11-01580-000 CH 94,000 B- 24,900 BØ 69,000 TL 155,000</p>  <p>45,00x102,00</p>	<p>AP</p>	<p>91-09583-000 1 3,500  CR 2 2,000  CR 3 3,500  CR</p>		<p>Ø 121,000</p>	<p>31-03580-000</p>
	<p>K=125,98 L=287,00 H=8,06 D=131,80</p>	<p>DF</p>			<p>51-35588-000</p>	<p>71-07580-000</p>
	<p>K=126,08 L=287,00 H=8,06 D=131,80</p>	<p>DF +0,10</p>			<p>51-35588-010</p>	
	<p>K=126,48 L=287,00 H=8,06 D=131,80</p>	<p>DF +0,50</p>			<p>51-35588-050</p>	
	<p>K=126,99 L=287,00 H=8,26 D=131,80</p>	<p>DF +1,00</p>			<p>51-35588-100</p>	



121,000
 D10UT150 Euro1 D 1995 6 Cyl 10350cc 150kW (204ps)

	<p>11-01583-000 CH 94,000 VD1 2,400 B- 28,000 BØ 73,400 TL 155,000</p> <p> 45,00x102,00</p>	<p>AP</p>	<p>91-09583-000 1 3,500 CR 2 2,000 CR 3 3,500 CR</p>		<p>Ø 121,000</p>	<p>31-03583-000</p>
	<p>K=125,98 L=287,00 H=8,00 D=131,80</p>	<p>DF</p>			<p>51-35587-000</p>	<p>71-07063-000</p>
	<p>K=126,48 L=287,00 H=8,00 D=131,80</p>	<p>DF +0,50</p>			<p>51-35587-050</p>	
	<p>K=126,98 L=287,00 H=8,00 D=131,80</p>	<p>DF +1,00</p>			<p>51-35587-100</p>	
	<p>K=125,98 L=287,00 H=8,06 D=131,80</p>	<p>DF</p>			<p>51-35588-000</p>	<p>71-07583-000</p>
	<p>K=126,08 L=287,00 H=8,06 D=131,80</p>	<p>DF +0,10</p>			<p>51-35588-010</p>	
	<p>K=126,48 L=287,00 H=8,06 D=131,80</p>	<p>DF +0,50</p>			<p>51-35588-050</p>	
	<p>K=126,99 L=287,00 H=8,26 D=131,80</p>	<p>DF +1,00</p>			<p>51-35588-100</p>	



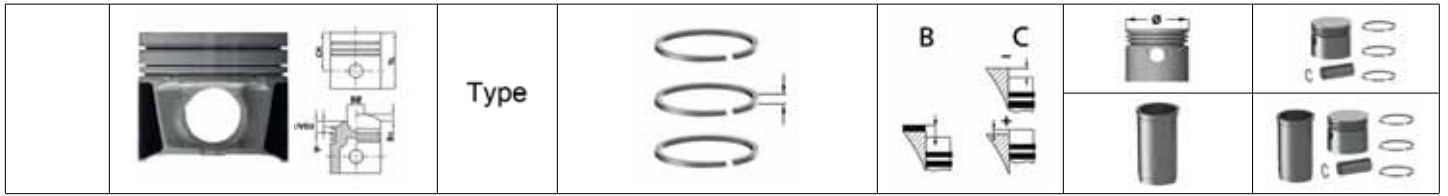
121,000							
D2156 6U		D	1969	6 Cyl	10344cc	141kW	(192ps)
D2156 HM2 / HM3 / HM9		D	1966	1975	6 Cyl	10344cc	141-169kW (192-230ps)
D2156 HMN3 / HMN8 / HMN9		D	1966	1975	6 Cyl	10344cc	141-159kW (192-216ps)
D2156 HNY / MGN / MNY		D	1966	1975	6 Cyl	10344cc	141-169kW (192-230ps)
D2156 MY		D	1971	1973	6 Cyl	10344cc	141-169kW (192-230ps)
D2156 MYN		D	1971	1973	6 Cyl	10344cc	141-169kW (192-230ps)

<p>11-01593-000 CH 94,000 B- 48,600 BØ 47,100 TL 162,000</p> <p>45,00x102,00</p>	AP	<p>91-09593-000</p> <p>1 3,500 CrP 2 3,000 P 3 3,000 P 4 5,500 CrP</p>			Ø 121,000	31-03593-000
Man ve Saviem ile Ortak Motor						
<p>K=125,98 L=287,00 H=8,00 D=131,80</p>	DF				51-35587-000	71-07593-000
<p>K=126,48 L=287,00 H=8,00 D=131,80</p>	DF +0,50				51-35587-050	
<p>K=126,98 L=287,00 H=8,00 D=131,80</p>	DF +1,00				51-35587-100	
<p>K=126,05 L=287,00 H=8,05 D=132,00</p>	DS				51-65593-000	
<p>K=126,55 L=287,00 H=8,05 D=132,00</p>	DS +0,50				51-65593-050	











121,000							
D2156 6U		D	1969	6 Cyl	10344cc	141kW	(192ps)
D2156 HM2 / HM3 / HM9		D	1966	1975	6 Cyl	10344cc	141-169kW (192-230ps)
D2156 HMN3 / HMN8 / HMN9		D	1966	1975	6 Cyl	10344cc	141-159kW (189-216ps)
D2156 HNY / MGN / MNY		D	1966	1975	6 Cyl	10344cc	141-169kW (192-230ps)
D2156 MY		D	1971	1973	6 Cyl	10344cc	141-169kW (192-230ps)
D2156 MYN		D	1971	1973	6 Cyl	10344cc	141-169kW (192-230ps)

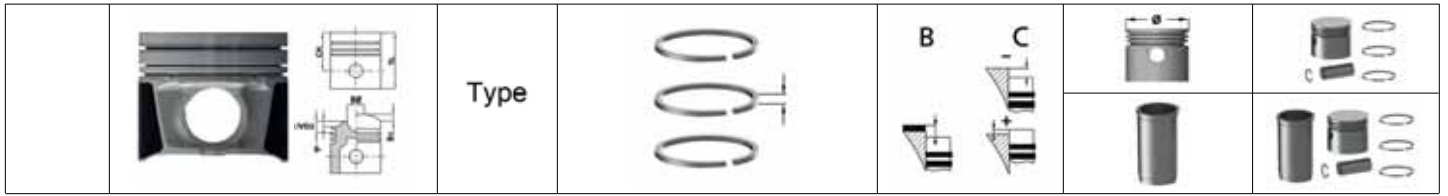
<p>11-01600-000 CH 94,000 B- 48,600 BØ 47,000 TL 162,000</p> <p>45,00x102,00</p>	AP	<p>91-09593-000</p> <p>1 3,500 CrP</p> <p>2 3,000 P</p> <p>3 3,000 P</p> <p>4 5,500 CrP</p>			Ø 121,000	31-03600-000
	HA					
Man ve Saviem ile Ortak Motor						
<p>K=125,98 L=287,00 H=8,00 D=131,80</p>	DF				51-35587-000	71-07593-000
<p>K=126,48 L=287,00 H=8,00 D=131,80</p>	DF +0,50				51-35587-050	
<p>K=126,98 L=287,00 H=8,00 D=131,80</p>	DF +1,00				51-35587-100	
<p>K=126,05 L=287,00 H=8,05 D=132,00</p>	DS				51-65593-000	
<p>K=126,55 L=287,00 H=8,05 D=132,00</p>	DS +0,50				51-65593-050	



123,000

D2356 HM6DK	D	1968	1974	6 Cyl	10690cc	173kW	(235ps)
D2356 HM6U / HM9 / HMHU-063	D	1968	1974	6 Cyl	10690cc	169kW	(230ps)
D2356 HMN2 / HMN5 / HMN9	D	1967	1974	6 Cyl	10690cc	169-173kW	(230-235ps)
D2356 M9	D	1968	1974	6 Cyl	10690cc	169kW	(230ps)

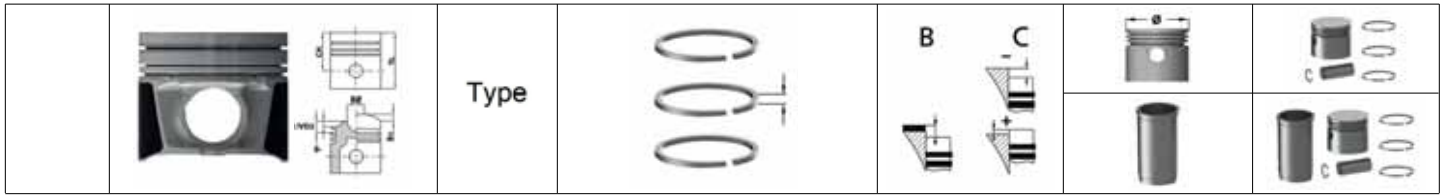
 <p>11-01572-000 CH 94,000 B- 50,500 BØ 48,500 TL 162,000</p>  <p>45,00x102,00</p>	<p>AP</p> <p>HA</p>	<p>91-09594-000</p> <p>1 3,500  CrP</p> <p>2 3,000  P</p> <p>3 3,000  P</p> <p>4 5,500  CrP</p>	<p>+0,05/+0,35</p>	<p>Ø 123,000</p>	<p>31-03572-000</p>
<p>Man ve Saviem ile Ortak Motor</p>					
 <p>K=125,98 L=287,00 H=8,00 D=132,00</p>	<p>DF</p>			<p>51-35594-000</p>	<p>71-07572-000</p>
 <p>K=126,48 L=287,00 H=8,00 D=132,00</p>	<p>DF</p> <p>+0,50</p>			<p>51-35594-050</p>	



125,000





D2565 HM	D	1976	1985	5 Cyl	9510cc	92-141kW	(125-192ps)
D2565 M / MF / MFR / MH / MR / MUE / MUH / MUL	D	1975	1990	5 Cyl	9510cc	124-141kW	(168-192ps)
D2566 HM / MFO / MFR / MH / MHO / MUE / MXF	D	1976		6 Cyl	11407cc	177kW	(241ps)
D2566 M	D	1976	1993	6 Cyl	11407cc	125-177kW	(170-240ps)
D2566 ME	D	1976	1993	6 Cyl	11407cc	136-177kW	(185-240ps)
D2566 MF	D	1983	1989	6 Cyl	11407cc	162-177kW	(220-240ps)
D2566 MUH	D	1975	1986	6 Cyl	11407cc	129-177kW	(175-240ps)
D2566 MUL	D	1979	1980	6 Cyl	11407cc	130kW	(177ps)
D2566 MUM	D	1976	1988	6 Cyl	11407cc	147-177kW	(200-240ps)











<p>11-01595-000 CH 89,870 B- 44,000 BØ 49,600 TL 141,870</p> <p>46,00x105,00</p>	AP	<p>91-09595-000</p> <p>1 3,000 CR</p> <p>2 3,000 P</p> <p>3 5,000 CR</p>		Ø 125,000	31-03595-000
<p>K=139,95 L=270,00 H+F=10,05+0,80 D=151,95</p>	WF-PH			51-05595-000	71-07595-000
<p>K=139,95 L=270,00 H+F=10,25+0,80 D=151,95</p>	WF-PH +0,20		O-Ring/Seal 55-50502-000 2 FPM 138,00x2,10 2 FPM 140,00x4,00	51-05595-020 52-05595-020	
<p>K=139,95 L=270,00 H+F=10,55+0,80 D=151,95</p>	WF-PH +0,50		O-Ring/Seal 55-50502-000 2 FPM 138,00x2,10 2 FPM 140,00x4,00	51-05595-050 52-05595-050	
<p>K=139,95 L=270,00 H+F=10,05+0,80 D=151,95</p>	WF-CR		O-Ring/Seal 55-50502-000 2 FPM 138,00x2,10 2 FPM 140,00x4,00	51-05603-000 52-05603-000	71-07603-000 72-07603-000



125,000

D2565 MK / MKUL / MT	D	1976	5 Cyl	9510cc	169kW	(230ps)
D2566 KUL / MTUM	D	1969	6 Cyl	11407cc	162-235kW	(220-320ps)
D2566 MFT	D	1976 1985	6 Cyl	11407cc	210-250kW	(286-340ps)
D2566 MK / MKF / MKUL / MTHO / MTUM	D	1977 1991	6 Cyl	11407cc	206-235kW	(280-320ps)
D2566 MKE	D	1976	6 Cyl	11407cc	235kW	(320ps)
D2566 MKUH	D	1980 1982	6 Cyl	11407cc	177-235kW	(240-320ps)
D2566 MLE	D	1976	6 Cyl	11407cc	210-250kW	(286-340ps)
D2566 MLUH	D	1985 1985	6 Cyl	11407cc	192kW	(261ps)
D2566 MLUM	D	1992 1993	6 Cyl	11407cc	222-229kW	(305-311ps)
D2566 MT / MTF / MTFG / MTH / MTU / MTUE	D	1976	6 Cyl	11407cc	206kW	(280ps)
D2566 MTE	D	1983 1991	6 Cyl	11407cc	147-240kW	(200-327ps)






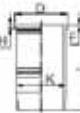
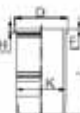
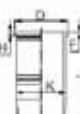
<p>11-01596-000 CH 89,800 VD1 1,700 B- 43,000 BØ 52,000 TL 141,800</p> <p> 46,00x105,00</p>	AP YS	<p>91-09596-000</p> <p>1 3,500  CR 2 3,000  P 3 5,000  CR</p>	Ø 125,000	31-03596-000
<p>K=139,95 L=270,00 H+F=10,05+0,80 D=151,95</p>	WF-PH		51-05595-000	71-07596-000
<p>K=139,95 L=270,00 H+F=10,25+0,80 D=151,95</p>	WF-PH +0,20	O-Ring/Seal 55-50502-000 2 FPM 138,00x2,10 2 FPM 140,00x4,00	51-05595-020 52-05595-020	
<p>K=139,95 L=270,00 H+F=10,55+0,80 D=151,95</p>	WF-PH +0,50	O-Ring/Seal 55-50502-000 2 FPM 138,00x2,10 2 FPM 140,00x4,00	51-05595-050 52-05595-050	

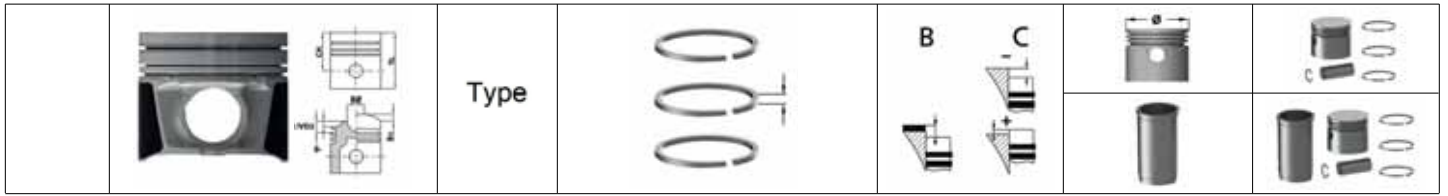
	Type		B 	C 		
						

125,000

D2565 HM / M / MF / MFR / MH / MR / MUE / MUH / MUL D 1975 1986 5 Cyl 9510cc 92-141kW (125-192ps)

D2566 HM / M / ME / MF / MFO / MFR / MH / MHO / MUE / MUH / MUL / MUM / MXF D 1975 6 Cyl 11407cc 125-177kW (170-241ps)

	11-01601-000 CH 89,870 B- 44,000 BØ 49,600 TL 141,870	AP HA	91-09595-000 1 3,000  CR 2 3,000  P 3 5,000  CR	0/+0,32	Ø 125,000	31-03601-000
	46,00x105,00					
	K=139,95 L=270,00 H+F=10,05+0,80 D=151,95	WF-PH			51-05595-000	71-07601-000
	K=139,95 L=270,00 H+F=10,25+0,80 D=151,95	WF-PH +0,20		O-Ring/Seal 55-50502-000 2 FPM 138,00x2,10 2 FPM 140,00x4,00	51-05595-020 52-05595-020	
	K=139,95 L=270,00 H+F=10,55+0,80 D=151,95	WF-PH +0,50		O-Ring/Seal 55-50502-000 2 FPM 138,00x2,10 2 FPM 140,00x4,00	51-05595-050 52-05595-050	







125,000						
D2565 MK / MKUL / MT	D	1976	5 Cyl	9510cc	169kW	(230ps)
D2566 KUL / MKUH / MKUL / MLE / MLUH / MLUM	D	1976	6 Cyl	11407cc	162-250kW	(220-340ps)
D2566 MFT / MKE / MT / MTE / MTF / MTFG / MTH / MTHO / MTU / MTUE / MTUM	D	1976	6 Cyl	11407cc	147-250kW	(200-340ps)
D2566 MK / MKF / MTUH	D	1977	1988	6 Cyl	11407cc	206-235kW (280-320ps)

<p>11-01602-000 CH 89,800 VD1 1,700 B- 43,000 BØ 52,000 TL 141,800</p> <p>46,00x105,00</p>	AP	<p>91-09596-000</p> <p>1 3,500 CR</p> <p>2 3,000 P</p> <p>3 5,000 CR</p>	0/+0,32	<p>Ø 125,000</p>	<p>31-03602-000</p>
	YS				
	HA				
<p>K=139,95 L=270,00 H+F=10,05+0,80 D=151,95</p>	WF-PH			51-05595-000	71-07605-000
<p>K=139,95 L=270,00 H+F=10,25+0,80 D=151,95</p>	WF-PH +0,20		O-Ring/Seal 55-50502-000 2 FPM 138,00x2,10 2 FPM 140,00x4,00	51-05595-020 52-05595-020	
<p>K=139,95 L=270,00 H+F=10,55+0,80 D=151,95</p>	WF-PH +0,50		O-Ring/Seal 55-50502-000 2 FPM 138,00x2,10 2 FPM 140,00x4,00	51-05595-050 52-05595-050	






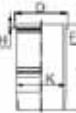
125,000						
D 2530 ME / MF / MFR / MK / MKF / MR / MXF / MXFR	D	1972	1986	10 Cyl	15945cc	156-235kW (212-320ps)
D 2538 M / ME / MF	D	1972	1977	8 Cyl	12763cc	188kW (256ps)

<p>11-01732-000 CH 92,300 B- 44,900 BØ 47,300 TL 137,300</p> <p>46,00x97,00</p>	AP	<p>91-09595-000</p> <p>1 3,000 CR</p> <p>2 3,000 P</p> <p>3 5,000 CR</p>	0/+0,40	<p>Ø 125,000</p>	<p>31-03732-000</p>
<p>K=139,95 L=253,00 H+F=10,07+0,90 D=151,95</p>	WF-PH		O-Ring/Seal 55-50502-000 2 FPM 138,00x2,10 2 FPM 140,00x4,00	51-05601-000 52-05601-000	71-07732-000 72-07732-000
<p>K=144,45 L=253,00 H+F=10,05+1,00 D=153,70</p>	WF-PH		O-Ring/Seal 55-50508-000 2 FPM 138,00x2,10 2 FPM 144,00x4,00	51-05602-000 52-05602-000	71-07007-000 72-07007-000

	Type			
---	-------------	---	--	---







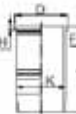
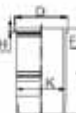
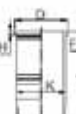
126,000

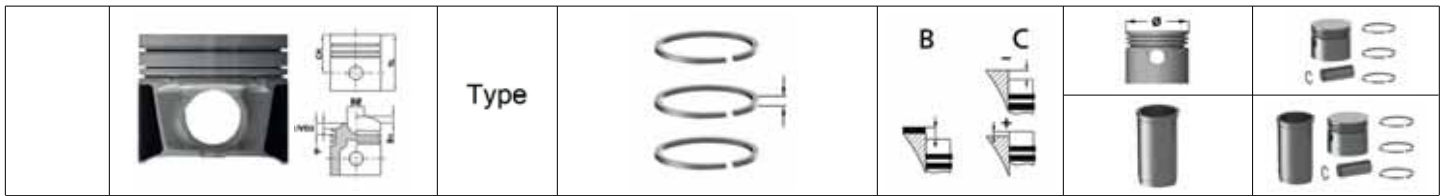
D 2676 LF 01-05 / LOH 01-04 Euro 4	D 1995	6 Cyl	12419cc	338-353kW	(460-480ps)
D 2676 LF 06-08 / LF 10-22 / LF 25-28 / LF 31-33 Euro 5	D 1969	6 Cyl	12419cc	353kW	(480ps)

	11-02665-000 CH 76,300 VD1 2,000 B- 19,950 BØ 95,000 TL 121,800	AP YS PDB	91-09762-000 1 4,000  CdC 2 3,000  CrP 3 4,000  CR		Ø 126,000	31-04665-000
	52,00x103,00					
	K=139,50 L=257,50 H=8,07 D=150,00	WF		O-Ring/Seal 55-50505-000 2 FPM 139,40x4,70	51-05699-000 52-05699-000	71-07611-000 72-07611-000









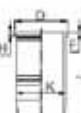
128,000

D2876 LF05 Euro3	D 1999	2003	6 Cyl	12816cc	375kW	(510ps)
------------------	--------	------	-------	---------	-------	---------







	11-01568-000 CH 79,250 VD1 1,900 B- 21,740 BØ 85,900 TL 134,250	AP YS	91-09578-000 1 4,000  CK 2 3,000  CR 3 4,000  CK		Ø 128,000	31-03568-000
	50,00x107,00					
	K=144,45 L=270,00 H+F=10,07+1,00 D=153,80	WF-PH		O-Ring/Seal 55-50508-000 2 FPM 138,00x2,10 2 FPM 144,00x4,00	51-05598-000 52-05598-000	71-07568-000 72-07568-000
	K=144,45 L=270,00 H+F=10,27+1,00 D=153,80	WF-PH +0,20		O-Ring/Seal 55-50508-000 2 FPM 138,00x2,10 2 FPM 144,00x4,00	51-05598-020 52-05598-020	
	K=144,45 L=270,00 H+F=10,57+1,00 D=153,80	WF-PH +0,50		O-Ring/Seal 55-50508-000 2 FPM 138,00x2,10 2 FPM 144,00x4,00	51-05598-050 52-05598-050	
	K=144,45 L=270,00 H+F=10,07+1,00 D=153,80	WF		O-Ring/Seal 55-50508-000 2 FPM 138,00x2,10 2 FPM 144,00x4,00	51-05738-000 52-05738-000	71-07751-000 72-07751-000

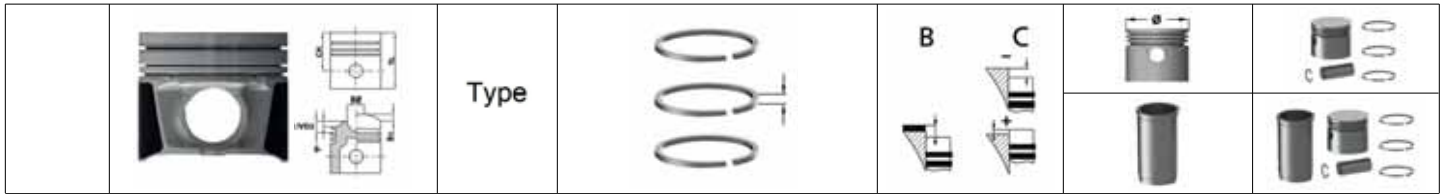


128,000
 D2866 LF31 / LF32 / LF40 / LF43 Euro2 D 1997 6 Cyl 11967cc 265-301kW (360-410ps)






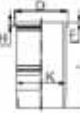
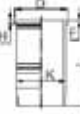
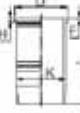
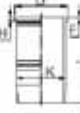
 11-01569-000 CH 89,750 VD1 1,900 B- 22,800 BØ 80,000 TL 141,750  46,00x105,00	AP 91-09578-000 1 4,000  CK 2 3,000  CR 3 4,000  CK			Ø 128,000 51-05598-000 52-05598-000	31-03569-000 71-07562-000 72-07562-000
	K=144,45 L=270,00 H+F=10,07+1,00 D=153,80	WF-PH	O-Ring/Seal 55-50508-000 2 FPM 138,00x2,10 2 FPM 144,00x4,00	51-05598-020 52-05598-020	71-07562-000 72-07562-000
	K=144,45 L=270,00 H+F=10,27+1,00 D=153,80	WF-PH +0,20	O-Ring/Seal 55-50508-000 2 FPM 138,00x2,10 2 FPM 144,00x4,00	51-05598-020 52-05598-020	
	K=144,45 L=270,00 H+F=10,57+1,00 D=153,80	WF-PH +0,50	O-Ring/Seal 55-50508-000 2 FPM 138,00x2,10 2 FPM 144,00x4,00	51-05598-050 52-05598-050	
	K=144,45 L=270,00 H+F=10,07+1,00 D=153,80	WF	O-Ring/Seal 55-50508-000 2 FPM 138,00x2,10 2 FPM 144,00x4,00	51-05738-000 52-05738-000	71-07752-000 72-07752-000

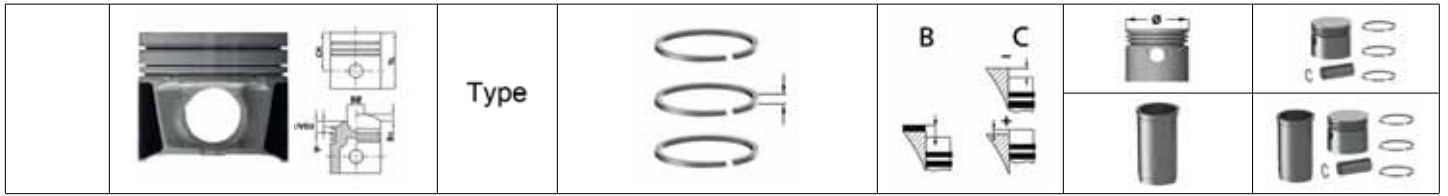
128,000
 D2876 LF12 / LF13 / LF25 / LOH20 Euro3 D 2000 6 Cyl 12816cc 301-390kW (410-530ps)

 11-01570-000 CH 79,250 VD1 1,900 B- 23,750 BØ 76,160 TL 134,250  52,00x103,00	AP YS 91-09578-000 1 4,000  CK 2 3,000  CR 3 4,000  CK			Ø 128,000 51-05604-000 52-05604-000	31-03570-000 71-07569-000 72-07569-000
	K=144,50 L=268,00 H=8,07 D=153,80	WF	O-Ring/Seal 55-50506-000 1 FPM 138,00x144,75x4,60 2 FPM 144,00x4,00	51-05604-000 52-05604-000	71-07569-000 72-07569-000



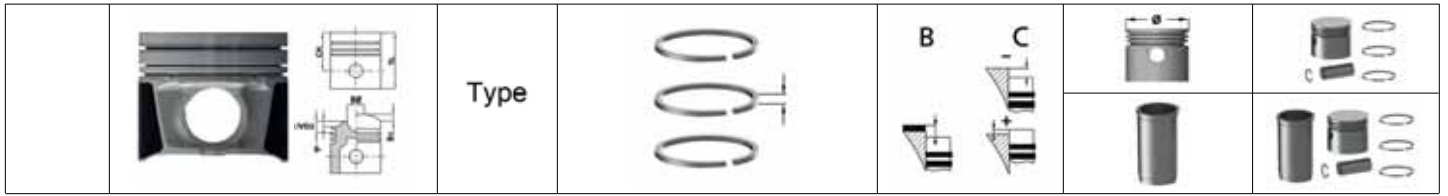
128,000
 D2866 LUH01 Euro3 D 1996 6 Cyl 11967cc 228kW (310ps)

 <p>11-01574-000 CH 89,200 B- 28,000 BØ 100,500 TL 141,270</p>  <p>46,00x105,00</p>	<p>AP</p>	<p>91-09574-000 1 3,500  CR 2 3,000  P 3 4,000  CR</p>		<p>Ø 128,000</p>	<p>31-03574-000</p>
 <p>K=144,45 L=270,00 H+F=10,07+1,00 D=153,80</p>	<p>WF-PH</p>		<p>O-Ring/Seal 55-50508-000 2 FPM 138,00x2,10 2 FPM 144,00x4,00</p>	<p>51-05598-000 52-05598-000</p>	<p>71-07574-000 72-07574-000</p>
 <p>K=144,45 L=270,00 H+F=10,27+1,00 D=153,80</p>	<p>WF-PH +0,20</p>		<p>O-Ring/Seal 55-50508-000 2 FPM 138,00x2,10 2 FPM 144,00x4,00</p>	<p>51-05598-020 52-05598-020</p>	
 <p>K=144,45 L=270,00 H+F=10,57+1,00 D=153,80</p>	<p>WF-PH +0,50</p>		<p>O-Ring/Seal 55-50508-000 2 FPM 138,00x2,10 2 FPM 144,00x4,00</p>	<p>51-05598-050 52-05598-050</p>	
 <p>K=144,45 L=270,00 H+F=10,07+1,00 D=153,80</p>	<p>WF</p>		<p>O-Ring/Seal 55-50508-000 2 FPM 138,00x2,10 2 FPM 144,00x4,00</p>	<p>51-05738-000 52-05738-000</p>	<p>71-07753-000 72-07753-000</p>



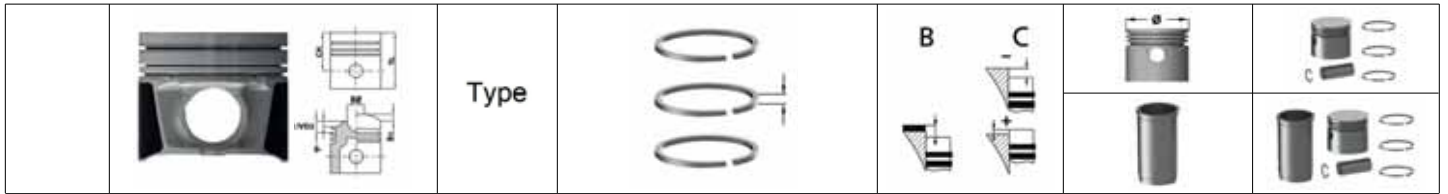
128,000						
D2876 LF02 Euro2	D	1994	6 Cyl	12816cc	320-338kW	(435-460ps)
D2876 LOH01 Euro2	D	1995	6 Cyl	12816cc	338kW	(460ps)
D2876 LUH01 / LUH02 / LUH03 Euro2	D		6 Cyl	12816cc	294-338kW	(400-460ps)

<p>11-01577-000 CH 79,250 VD1 2,100 B- 23,100 BØ 81,200 TL 134,250</p> <p>50,00x107,00</p>	AP	<p>91-09578-000</p> <p>1 4,000 CK 2 3,000 CR 3 4,000 CK</p>	+0,01/+0,33	Ø 128,000	31-03577-000
<p>K=144,45 L=270,00 H+F=10,07+1,00 D=153,80</p>	WF-PH		O-Ring/Seal 55-50508-000 2 FPM 138,00x2,10 2 FPM 144,00x4,00	51-05598-000 52-05598-000	71-07577-000 72-07577-000
<p>K=144,45 L=270,00 H+F=10,27+1,00 D=153,80</p>	WF-PH +0,20		O-Ring/Seal 55-50508-000 2 FPM 138,00x2,10 2 FPM 144,00x4,00	51-05598-020 52-05598-020	
<p>K=144,45 L=270,00 H+F=10,57+1,00 D=153,80</p>	WF-PH +0,50		O-Ring/Seal 55-50508-000 2 FPM 138,00x2,10 2 FPM 144,00x4,00	51-05598-050 52-05598-050	
<p>K=144,45 L=270,00 H+F=10,07+1,00 D=153,80</p>	WF-CR		O-Ring/Seal 55-50508-000 2 FPM 138,00x2,10 2 FPM 144,00x4,00	51-05608-000 52-05608-000	71-07576-000 72-07576-000
<p>K=144,45 L=270,00 H+F=10,07+1,00 D=153,80</p>	WF		O-Ring/Seal 55-50508-000 2 FPM 138,00x2,10 2 FPM 144,00x4,00	51-05738-000 52-05738-000	71-07754-000 72-07754-000







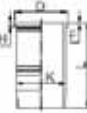
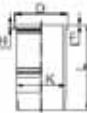
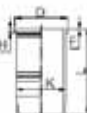
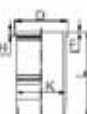


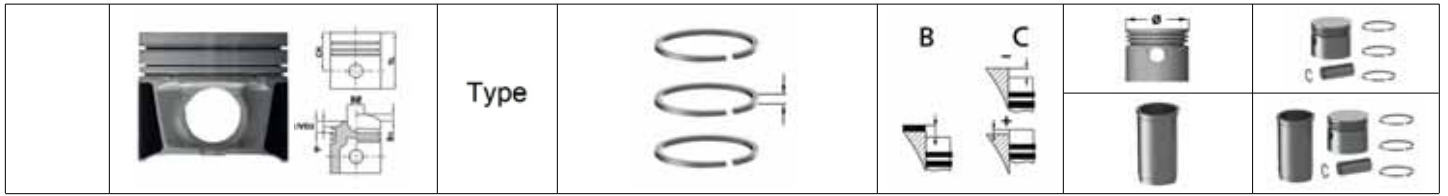
128,000		D2866 LF23-LF28 / LF37 / LOH27-LOH30 / LOH32-LOH35 / LUH23-LUH25 Euro3	D 1994	6 Cyl	11967cc	191-301kW	(260-410ps)
D2866 LF37 Euro2			D 1999	6 Cyl	11967cc	265kW	(360ps)

<p>11-01578-000 CH 89,750 VD1 1,900 B- 22,000 BØ 80,000 TL 141,750</p> <p>46,00x105,00</p>	AP	<p>91-09578-000</p> <p>1 4,000 CK</p> <p>2 3,000 CR</p> <p>3 4,000 CK</p>	+0,01/+0,33	Ø 128,000	31-03578-000
<p>K=144,45 L=270,00 H+F=10,07+1,00 D=153,80</p>	WF-PH		O-Ring/Seal 55-50508-000 2 FPM 138,00x2,10 2 FPM 144,00x4,00	51-05598-000 52-05598-000	71-07578-000 72-07578-000
<p>K=144,45 L=270,00 H+F=10,27+1,00 D=153,80</p>	WF-PH +0,20		O-Ring/Seal 55-50508-000 2 FPM 138,00x2,10 2 FPM 144,00x4,00	51-05598-020 52-05598-020	
<p>K=144,45 L=270,00 H+F=10,57+1,00 D=153,80</p>	WF-PH +0,50		O-Ring/Seal 55-50508-000 2 FPM 138,00x2,10 2 FPM 144,00x4,00	51-05598-050 52-05598-050	
<p>K=144,45 L=270,00 H+F=10,07+1,00 D=153,80</p>	WF-CR		O-Ring/Seal 55-50508-000 2 FPM 138,00x2,10 2 FPM 144,00x4,00	51-05608-000 52-05608-000	71-07575-000 72-07575-000
<p>K=144,45 L=270,00 H+F=10,07+1,00 D=153,80</p>	WF		O-Ring/Seal 55-50508-000 2 FPM 138,00x2,10 2 FPM 144,00x4,00	51-05738-000 52-05738-000	71-07755-000 72-07755-000
<p>K=144,45 L=270,00 H+F=10,07+1,00 D=153,80</p>	WF-PH		O-Ring/Seal 55-50506-000 1 FPM 138,00x144,75x4,60 2 FPM 144,00x4,00	51-05740-000 52-05740-000	71-07565-000 72-07565-000



128,000	
D2876 LF03 / LF04 / LF09 / LF10 / LF14 / LF17 / LOH02-LOH05 Euro3	D 1998 6 Cyl 12816cc 301-390kW (409-530ps)
D2876 LF06 Euro2	D 1998 2001 6 Cyl 12816cc 321-338kW (436-460ps)

 11-01579-000 CH 79,250 VD1 1,900 B- 21,740 BØ 85,050 TL 134,250  50,00x107,00	AP	91-09578-000 1 4,000  CK 2 3,000  CR 3 4,000  CK		Ø 128,000	31-03579-000
 K=144,45 L=270,00 H+F=10,07+1,00 D=153,80	WF-PH		O-Ring/Seal 55-50508-000 2 FPM 138,00x2,10 2 FPM 144,00x4,00	51-05598-000 52-05598-000	71-07579-000 72-07579-000
 K=144,45 L=270,00 H+F=10,27+1,00 D=153,80	WF-PH +0,20		O-Ring/Seal 55-50508-000 2 FPM 138,00x2,10 2 FPM 144,00x4,00	51-05598-020 52-05598-020	
 K=144,45 L=270,00 H+F=10,57+1,00 D=153,80	WF-PH +0,50		O-Ring/Seal 55-50508-000 2 FPM 138,00x2,10 2 FPM 144,00x4,00	51-05598-050 52-05598-050	
 K=144,45 L=270,00 H+F=10,07+1,00 D=153,80	WF-CR		O-Ring/Seal 55-50508-000 2 FPM 138,00x2,10 2 FPM 144,00x4,00	51-05608-000 52-05608-000	71-07570-000 72-07570-000
 K=144,45 L=270,00 H+F=10,07+1,00 D=153,80	WF		O-Ring/Seal 55-50508-000 2 FPM 138,00x2,10 2 FPM 144,00x4,00	51-05738-000 52-05738-000	71-07756-000 72-07756-000

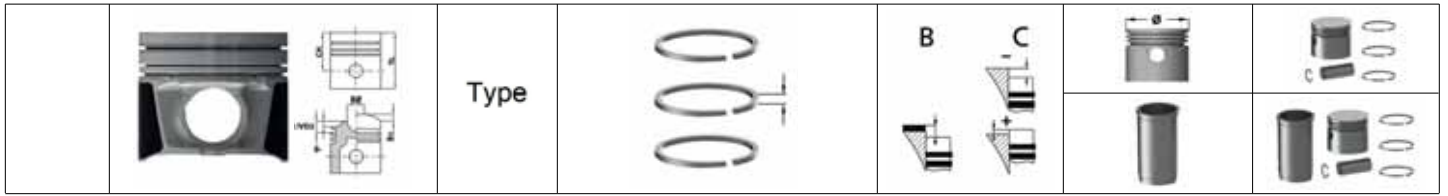


128,000						
D2865 LF01 Euro0	D	1989	5 Cyl	9972cc	198kW	(270ps)
D2865 LF09 / LF20 / LF21 / LOH07 - LOH10 / LUH 07 Euro2	D	1991	5 Cyl	9972cc	191-250kW	(260-340ps)
D2865 LF22 / LF23 / LOH05 - LOH06 Euro 1	D	1991	5 Cyl	9972cc	191-235kW	(260-320ps)
D2865 LFR01 - LFR03	D	1989	5 Cyl	9972cc	kW	(ps)
D2866 LF14 / LF16 - LF17 / LOH23 / LOH25 / LOH26 / LOH 31 / LUH21 / LUH22 / LUH26 Euro2	D	1993	6 Cyl	11967cc	191-294kW	(260-400ps)

<p>11-01597-000 CH 89,750 VD1 2,100 B- 21,600 BØ 81,200 TL 141,750</p> <p>46,00x105,00</p>	AP	<p>91-09598-000</p> <p>1 3,500 CR</p> <p>2 3,000 P</p> <p>3 5,000 CR</p>	+0,01/+0,33	Ø 128,000	31-03597-000
<p>K=144,45 L=270,00 H+F=10,07+1,00 D=153,80</p>	WF-PH		O-Ring/Seal 55-50508-000 2 FPM 138,00x2,10 2 FPM 144,00x4,00	51-05598-000 52-05598-000	71-07597-000 72-07597-000
<p>K=144,45 L=270,00 H+F=10,27+1,00 D=153,80</p>	WF-PH +0,20		O-Ring/Seal 55-50508-000 2 FPM 138,00x2,10 2 FPM 144,00x4,00	51-05598-020 52-05598-020	
<p>K=144,45 L=270,00 H+F=10,57+1,00 D=153,80</p>	WF-PH +0,50		O-Ring/Seal 55-50508-000 2 FPM 138,00x2,10 2 FPM 144,00x4,00	51-05598-050 52-05598-050	
<p>K=144,45 L=270,00 H+F=10,07+1,00 D=153,80</p>	WF-CR		O-Ring/Seal 55-50508-000 2 FPM 138,00x2,10 2 FPM 144,00x4,00	51-05608-000 52-05608-000	71-07604-000 72-07604-000
<p>K=144,45 L=270,00 H+F=10,07+1,00 D=153,80</p>	WF		O-Ring/Seal 55-50508-000 2 FPM 138,00x2,10 2 FPM 144,00x4,00	51-05738-000 52-05738-000	71-07757-000 72-07757-000

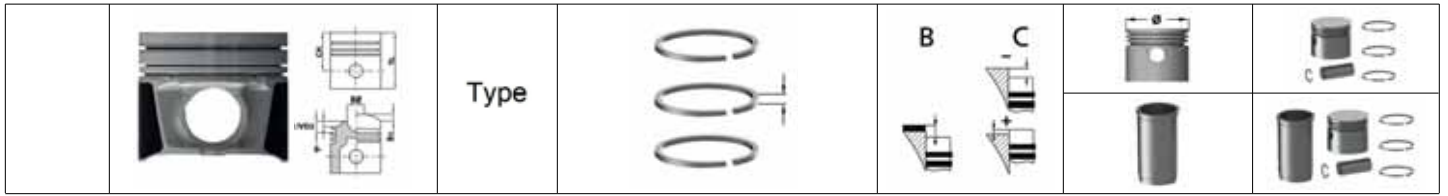
128,000							
Strok Boyu 0,20mm Kisa Piston / Stroke Length 0,20mm Shorter Piston				Cyl	cc	kW	(ps)

<p>11-01597-002 CH 89,550 VD1 2,100 B- 21,600 BØ 81,200 TL 141,550</p> <p>46,00x105,00</p>	AP CH -0,20 mm	<p>91-09598-000</p> <p>1 3,500 CR</p> <p>2 3,000 P</p> <p>3 5,000 CR</p>		Ø 128,000	31-03597-002
---	-----------------------	--	--	-----------	---------------------



128,000	
D2865 LF13 Euro2	D 1995
D2865 LFR05 / LFR06 / LFR10 / LFR14 / LFR15	D 1989
D2866 FZ	D 1987
D2866 KF / KF01 / KFZ / KOH / KU / KUH / KUL / LF / LFZ / LH01/LU/LUH/LUL/LXF/TUH	D 1983
D2866 LF33 Euro3	D 1999
D2866 LULK	D 1985
D2866 T	D 1987 1993
D2866 TOCH / TOH / TUH	D 1984
D2866 TU	D 1987 1993

<p>11-01598-000 CH 89,800 VD1 2,300 B- 32,200 BØ 70,000 TL 141,800</p> <p> 46,00x105,00</p>	AP	<p>91-09598-000</p> <p>1 3,500 CR</p> <p>2 3,000 P</p> <p>3 5,000 CR</p>	0/+0,20	Ø 128,000	31-03598-000
<p>K=144,45 L=270,00 H+F=10,07+1,00 D=153,80</p>	WF-PH		O-Ring/Seal 55-50508-000 2 FPM 138,00x2,10 2 FPM 144,00x4,00	51-05598-000 52-05598-000	71-07598-000 72-07598-000
<p>K=144,45 L=270,00 H+F=10,27+1,00 D=153,80</p>	WF-PH +0,20		O-Ring/Seal 55-50508-000 2 FPM 138,00x2,10 2 FPM 144,00x4,00	51-05598-020 52-05598-020	
<p>K=144,45 L=270,00 H+F=10,57+1,00 D=153,80</p>	WF-PH +0,50		O-Ring/Seal 55-50508-000 2 FPM 138,00x2,10 2 FPM 144,00x4,00	51-05598-050 52-05598-050	
<p>K=144,45 L=270,00 H+F=10,07+1,00 D=153,80</p>	WF-CR		O-Ring/Seal 55-50508-000 2 FPM 138,00x2,10 2 FPM 144,00x4,00	51-05608-000 52-05608-000	71-07599-000 72-07599-000
<p>K=144,45 L=270,00 H+F=10,07+1,00 D=153,80</p>	WF		O-Ring/Seal 55-50508-000 2 FPM 138,00x2,10 2 FPM 144,00x4,00	51-05738-000 52-05738-000	71-07758-000 72-07758-000



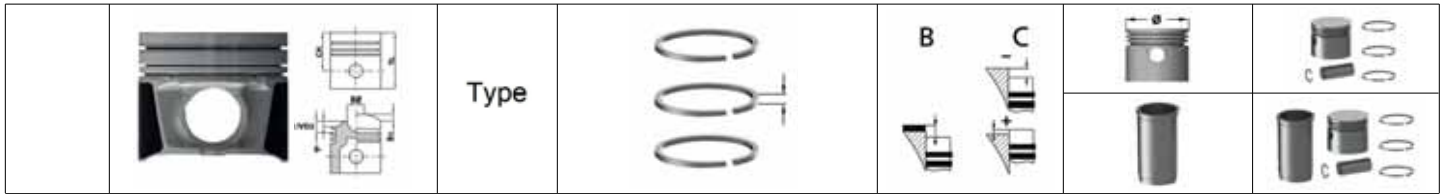
128,000						
D2866 E20		D	1989	6 Cyl	11967cc	138-240kW (188-326ps)
D2866 F		D	1988 1989	6 Cyl	11967cc	185kW (252ps)
D2866 FOH		D	1985	6 Cyl	11967cc	265kW (360ps)
D2866 FR		D	1997	6 Cyl	11967cc	177kW (240ps)
D2866 OCH		D	1969	6 Cyl	11967cc	180kW (245ps)
D2866 OH		D	1986	6 Cyl	11967cc	177kW (241ps)
D2866 U		D	1990 1992	6 Cyl	11967cc	160-180kW (218-245ps)
D2866 UE		D	1984 1987	6 Cyl	11967cc	160kW (218ps)
D2866 UH		D	1980 1988	6 Cyl	11967cc	180kW (245ps)
D2866 UH / 205		D	1969	6 Cyl	11967cc	150kW (204ps)
D2866 UH01		D	1969	6 Cyl	11967cc	180kW (245ps)
D2866 UM		D	1983 1987	6 Cyl	11967cc	152kW (207ps)

<p>11-01746-000 CH 89,870 B- 31,070 BØ 67,000 TL 141,870</p> <p>46,00x105,00</p>	AP	<p>91-09598-000</p> <p>1 3,500 CR</p> <p>2 3,000 P</p> <p>3 5,000 CR</p>	0/+0,20	Ø 128,000	31-03746-000
<p>K=144,45 L=270,00 H+F=10,07+1,00 D=153,80</p>	WF-PH		O-Ring/Seal 55-50508-000 2 FPM 138,00x2,10 2 FPM 144,00x4,00	51-05598-000 52-05598-000	71-07746-000 72-07746-000
<p>K=144,45 L=270,00 H+F=10,27+1,00 D=153,80</p>	WF-PH +0,20		O-Ring/Seal 55-50508-000 2 FPM 138,00x2,10 2 FPM 144,00x4,00	51-05598-020 52-05598-020	
<p>K=144,45 L=270,00 H+F=10,57+1,00 D=153,80</p>	WF-PH +0,50		O-Ring/Seal 55-50508-000 2 FPM 138,00x2,10 2 FPM 144,00x4,00	51-05598-050 52-05598-050	
<p>K=144,45 L=270,00 H+F=10,07+1,00 D=153,80</p>	WF-CR		O-Ring/Seal 55-50508-000 2 FPM 138,00x2,10 2 FPM 144,00x4,00	51-05608-000 52-05608-000	71-07749-000 72-07749-000
<p>K=144,45 L=270,00 H+F=10,07+1,00 D=153,80</p>	WF		O-Ring/Seal 55-50508-000 2 FPM 138,00x2,10 2 FPM 144,00x4,00	51-05738-000 52-05738-000	71-07759-000 72-07759-000



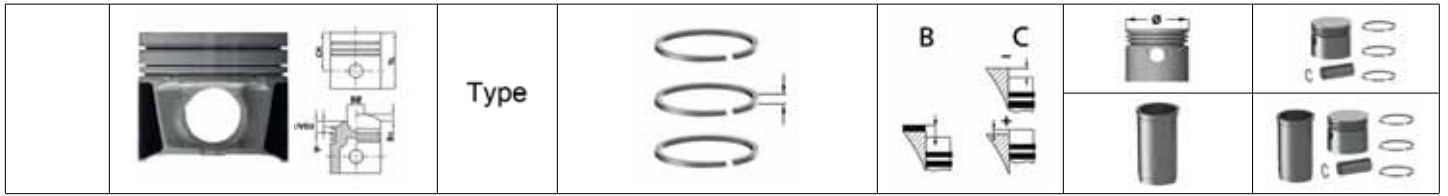
128,000						
D2865 LF / LF02-LF04 / LU01-LU03	D	1988	5 Cyl	9972cc	198-235kW	(269-320ps)
D2865 LF05 / LF06 / LF10 / LF14 / LOH01 / LOH02 / LU04 / LU06 / LUH02 / LUH03 / LUH05 / LUH06 / LUH08 / LXF / LXFR	D	1990	5 Cyl	9972cc	191-250kW	(260-340ps)
D2865 LF15 / LOH	D	1983	5 Cyl	9972cc	198-344kW	(269-468ps)
D2866 KF09 / LH02 / LX / LXE30	D	1983	5 Cyl	9972cc	198-324kW	(269-440ps)
D2866 LF02-LF04 / LF06 / LF07 / LOH / LOH02 / LU01 / LXOH / LXU / LXUH	D	1983	5 Cyl	9972cc	213-309kW	(290-420ps)
D2866 LF05 / LF09 / LF10 / LF15 / LOH03 / LOH06 / LOH07 / LOH09 / LOH20-LOH22 / LOH24 / LU03-LU05 / LU09 Euro1	D	1990	5 Cyl	9972cc	230-310kW	(313-420ps)
D2866 LF21 / LF22 / LFG03 / LXFG Euro1	D	1994	5 Cyl	9972cc	198-324kW	(269-440ps)
D2866 LFG	D	1991	5 Cyl	9972cc	221-243kW	(300-330ps)
D2866 LFG04 Euro1	D	1994	5 Cyl	9972cc	309kW	(420ps)

<p>11-01748-000 CH 89,750 VD1 2,050 B- 24,400 BØ 75,600 TL 141,750</p> <p>46,00x105,00</p>	AP	<p>91-09598-000</p> <p>1 3,500 CR 2 3,000 P 3 5,000 CR</p>	+0,01/+0,038	Ø 128,000	31-03748-000
<p>K=144,45 L=270,00 H+F=10,07+1,00 D=153,80</p>	WF-PH		O-Ring/Seal 55-50508-000 2 FPM 138,00x2,10 2 FPM 144,00x4,00	51-05598-000 52-05598-000	71-07748-000 72-07748-000
<p>K=144,45 L=270,00 H+F=10,27+1,00 D=153,80</p>	WF-PH +0,20		O-Ring/Seal 55-50508-000 2 FPM 138,00x2,10 2 FPM 144,00x4,00	51-05598-020 52-05598-020	
<p>K=144,45 L=270,00 H+F=10,57+1,00 D=153,80</p>	WF-PH +0,50		O-Ring/Seal 55-50508-000 2 FPM 138,00x2,10 2 FPM 144,00x4,00	51-05598-050 52-05598-050	
<p>K=144,45 L=270,00 H+F=10,07+1,00 D=153,80</p>	WF-CR		O-Ring/Seal 55-50508-000 2 FPM 138,00x2,10 2 FPM 144,00x4,00	51-05608-000 52-05608-000	71-07750-000 72-07750-000
<p>K=144,45 L=270,00 H+F=10,07+1,00 D=153,80</p>	WF		O-Ring/Seal 55-50508-000 2 FPM 138,00x2,10 2 FPM 144,00x4,00	51-05738-000 52-05738-000	71-07760-000 72-07760-000


128,000

D2865 LF24 Euro2	D	1994	5 Cyl	9972cc	213kW	(290ps)
D2865 LUH09 Euro2	D	1996	1998	5 Cyl	9972cc	191kW (260ps)
D2865 LUH20 Euro2	D	1969	5 Cyl	9972cc	191kW	(260ps)
D2866 LUH20 Euro2	D	1996	6 Cyl	11967cc	228kW	(310ps)

<p>11-02660-000 CH 89,750 VD1 2,100 B- 20,200 BØ 81,200 TL 141,750</p> <p>46,00x105,00</p>	AP	<p>91-09598-000</p> <p>1 3,500 CR</p> <p>2 3,000 P</p> <p>3 5,000 CR</p>		Ø 128,000	31-04660-000
<p>K=144,45 L=270,00 H+F=10,07+1,00 D=153,80</p>	WF-PH		O-Ring/Seal 55-50508-000 2 FPM 138,00x2,10 2 FPM 144,00x4,00	51-05598-000 52-05598-000	71-07571-000 72-07571-000
<p>K=144,45 L=270,00 H+F=10,27+1,00 D=153,80</p>	WF-PH +0,20		O-Ring/Seal 55-50508-000 2 FPM 138,00x2,10 2 FPM 144,00x4,00	51-05598-020 52-05598-020	
<p>K=144,45 L=270,00 H+F=10,57+1,00 D=153,80</p>	WF-PH +0,50		O-Ring/Seal 55-50508-000 2 FPM 138,00x2,10 2 FPM 144,00x4,00	51-05598-050 52-05598-050	
<p>K=144,45 L=270,00 H+F=10,07+1,00 D=153,80</p>	WF		O-Ring/Seal 55-50508-000 2 FPM 138,00x2,10 2 FPM 144,00x4,00	51-05738-000 52-05738-000	71-07761-000 72-07761-000

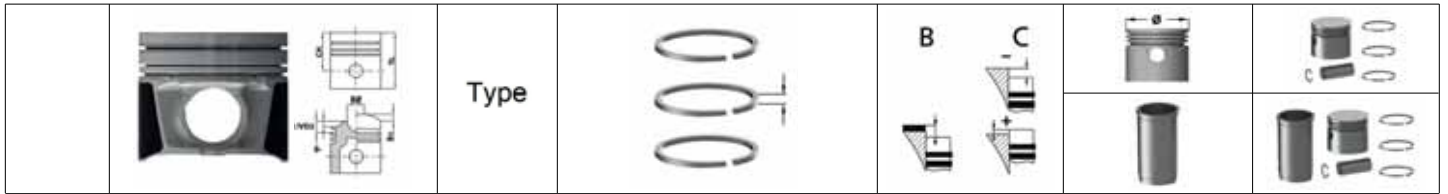


91,480

A 3.152	D	3 Cyl	2503cc	27-35kW	(37-48ps)
A 4.203	D	4 Cyl	3335cc	43kW	(58ps)
A 6.305	D 1960	6 Cyl	5003cc	55kW	(75ps)

<p>11-01831-000 CH 57,200 TL 107,700</p> <p>31,75x75,30</p>	<p>91-09832-000</p> <p>1 2,385 CrP</p> <p>2 2,385 P</p> <p>3 3,160 P</p> <p>4 6,335 P</p> <p>5 6,335 CrP</p>	<p>-0,13/0</p>	<p>Ø 91,480</p>	<p>31-03831-000</p>


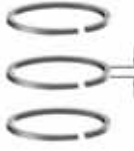
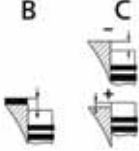





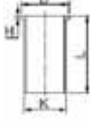

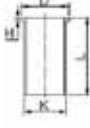
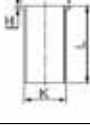
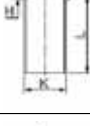
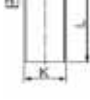
<p>K=93,67 L=216,00 H=3,81 D=96,70</p>	DF			51-35835-000	71-07831-000
<p>K=93,90 L=216,00 H=3,81 D=96,70</p>	DF +0,25			51-35835-025	
<p>K=94,16 L=216,00 H=3,81 D=96,70</p>	DF +0,50			51-35835-050	
<p>K=93,75 L=216,00 H=3,81 D=96,75</p>	DS			51-65834-000	
<p>K=94,30 L=216,00 H=3,81 D=96,75</p>	DS +0,50			51-65834-050	
<p>K=94,75 L=216,00 H=3,81 D=96,75</p>	DS +1,00			51-65834-100	
<p>K=95,25 L=216,00 H=3,81 D=98,25</p>	DS +1,50			51-65834-150	
<p>K=95,75 L=216,00 H=3,81 D=98,75</p>	DS +2,00			51-65834-200	

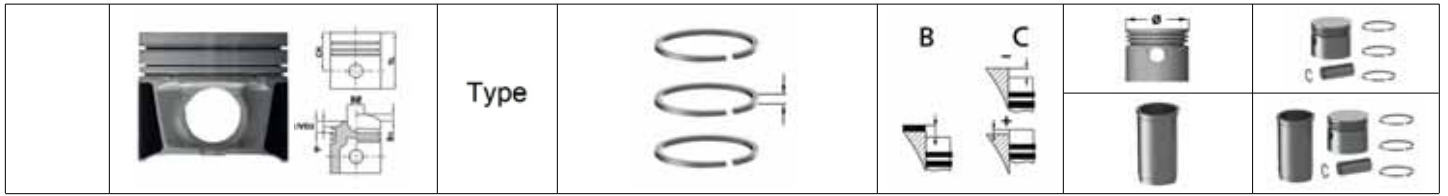


91,480

AD3.152	D	4 Cyl	2500cc	28-42kW	(38-57ps)
AD4.203	D	4 Cyl	2500cc	40-43kW	(55-59ps)

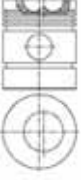






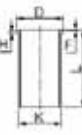
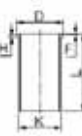
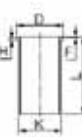
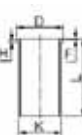
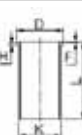
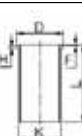
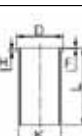
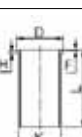
<p>11-01832-000 CH 61,910 B- 18,400 BØ 55,850 TL 109,540</p> <p>31,75x75,30</p>		<p>91-09832-000</p> <p>1 2,385 CrP 2 2,385 P 3 3,160 P 4 6,335 P 5 6,335 CrP</p>	-0,03/+0,10	Ø 91,480	31-03832-000
<p>K=93,67 L=216,00 H=3,81 D=96,70</p>	DF			51-35835-000	71-07832-000
<p>K=93,90 L=216,00 H=3,81 D=96,70</p>	DF +0,25			51-35835-025	
<p>K=94,16 L=216,00 H=3,81 D=96,70</p>	DF +0,50			51-35835-050	
<p>K=93,80 L=216,00 H=5,00 D=97,00</p>	DS			51-65831-000	
<p>K=94,30 L=216,00 H=5,00 D=97,00</p>	DS +0,50			51-65831-050	
<p>K=94,80 L=216,00 H=5,00 D=97,65</p>	DS +1,00			51-65831-100	
<p>K=95,05 L=216,00 H=6,00 D=98,00</p>	DS +1,25			51-65831-125	
<p>K=95,30 L=216,00 H=6,00 D=98,25</p>	DS +1,50			51-65831-150	
<p>K=95,80 L=216,00 H=6,00 D=98,75</p>	DS +2,00			51-65831-200	






		Type			 	 
	K=96,30 L=216,00 H=6,00 D=99,25	DS +2,50			51-65831-250	
	K=96,80 L=216,00 H=6,00 D=99,75	DS +3,00			51-65831-300	
	K=93,75 L=216,00 H=3,81 D=96,75	DS			51-65834-000	
	K=94,30 L=216,00 H=3,81 D=96,75	DS +0,50			51-65834-050	
	K=94,75 L=216,00 H=3,81 D=96,75	DS +1,00			51-65834-100	
	K=95,25 L=216,00 H=3,81 D=98,25	DS +1,50			51-65834-150	
	K=95,75 L=216,00 H=3,81 D=98,75	DS +2,00			51-65834-200	



98,480

A6.354.1	D	1969	1990	6 Cyl	5800cc	71-82kW	(97-112ps)
6354	D			6 Cyl	5800cc	69-82kW	(94-112ps)







 <p>11-01840-000 CH 70,100 B- 25,700 BØ 54,000 TL 120,700</p>  <p>34,93x84,10</p>			<p>91-09863-000</p> <p>1 2,385  CrP</p> <p>2 2,385  P</p> <p>3 2,385  P</p> <p>4 6,350  CrP</p> <p>5 6,350  P</p>		Ø 98,480	31-03840-000
 <p>K=103,21 L=227,30 H+F=3,81+1,00 D=106,36</p>	DF				51-35844-000	
 <p>K=103,21 L=227,30 H+F=3,81+1,00 D=106,36</p>	DF				51-35844-000	71-07840-000
 <p>K=104,21 L=227,30 H+F=3,81+1,00 D=107,36</p>	DF +1,00				51-35844-100	
 <p>K=103,28 L=227,30 H+F=3,85+0,90 D=106,40</p>	DS				51-65840-000	
 <p>K=103,55 L=227,30 H+F=3,85+0,90 D=106,40</p>	DS +0,25				51-65840-025	
 <p>K=103,80 L=227,30 H+F=3,85+0,90 D=106,40</p>	DS +0,50				51-65840-050	
 <p>K=104,30 L=227,30 H+F=3,85+0,90 D=107,40</p>	DS +1,00				51-65840-100	
 <p>K=104,80 L=227,30 H+F=5,00+0,90 D=108,00</p>	DS +1,50				51-65840-150	

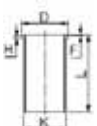
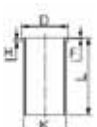
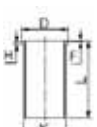
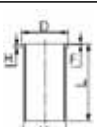
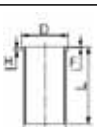
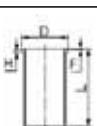
	Type				
---	------	---	--	---	---

	K=105,80 L=227,30 H+F=5,00+0,90 D=109,00	DS +2,50			51-65840-250
	K=103,28 L=229,00 H+F= +	DS			51-65845-000

98,480

4212	D	1969	4 Cyl	3864cc	44-47kW	(60-64ps)
A4.212	D	1964	4 Cyl	3864cc	44kW	(60ps)

	11-01842-000 CH 76,500 B- 19,200 BØ 54,000 TL 127,300		91-49863-000 1 2,385  CrP 2 2,385  P 3 2,385  P 4 6,350  CrP		Ø 98,480	31-03842-000
	34,93x84,10					
Ihc/Case, Massey-Ferguson ve Perkins ile Ortak Motor						

	K=103,21 L=227,30 H+F=3,81+1,00 D=106,36	DF			51-35844-000	71-07842-000
	K=104,21 L=227,30 H+F=3,81+1,00 D=107,36	DF +1,00			51-35844-100	
	K=103,28 L=227,30 H+F=3,85+0,90 D=106,40	DS			51-65840-000	
	K=103,55 L=227,30 H+F=3,85+0,90 D=106,40	DS +0,25			51-65840-025	
	K=103,80 L=227,30 H+F=3,85+0,90 D=106,40	DS +0,50			51-65840-050	
	K=104,30 L=227,30 H+F=3,85+0,90 D=107,40	DS +1,00			51-65840-100	

		Type				
--	--	------	--	--	--	--


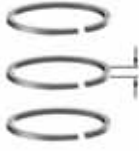
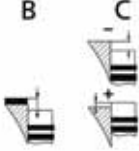






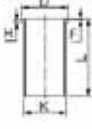
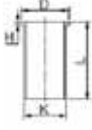
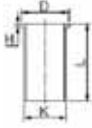

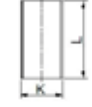
	K=104,80 L=227,30 H+F=5,00+0,90 D=108,00	DS +1,50			51-65840-150	
	K=105,80 L=227,30 H+F=5,00+0,90 D=109,00	DS +2,50			51-65840-250	

98,480

4236	D	4 Cyl	3864cc	48-60kW	(59-80ps)
A4.236	D	4 Cyl	3864cc	37-65kW	(50-89ps)
AD4.236	D 1965	4 Cyl	3864cc	48-60kW	(59-80ps)

	11-01848-000 CH 70,050 B- 20,150 BØ 61,000 TL 120,850	AP CP	91-09867-000 1 2,385 CrP 2 2,385 P 3 4,747 CR	+0,28/+0,48	Ø 98,480	31-03848-000
	34,93x84,10	Ihc/Case, Massey-Ferguson, Perkins, Renault Trucks (RV) ve Volvo ile Ortak Motor				

	K=104,21 L=227,00 H=3,83 D=107,38	DF			51-35842-000	71-07858-000
	K=103,21 L=227,30 H+F=3,81+1,00 D=106,36	DF			51-35844-000	71-07848-000
	K=104,21 L=227,30 H+F=3,81+1,00 D=107,36	DF +1,00			51-35844-100	
	K=103,28 L=227,30 H+F=3,85+0,90 D=106,40	DS			51-65840-000	
	K=103,55 L=227,30 H+F=3,85+0,90 D=106,40	DS +0,25			51-65840-025	
	K=103,80 L=227,30 H+F=3,85+0,90 D=106,40	DS +0,50			51-65840-050	

		Type			 	 
	K=104,30 L=227,30 H+F=3,85+0,90 D=107,40	DS +1,00			51-65840-100	
	K=104,80 L=227,30 H+F=5,00+0,90 D=108,00	DS +1,50			51-65840-150	
	K=105,80 L=227,30 H+F=5,00+0,90 D=109,00	DS +2,50			51-65840-250	
	K=104,26 L=227,00 H=3,81 D=107,38	DS			51-65841-000	
	K=104,75 L=227,00 H=3,81 D=107,38	DS +0,50			51-65841-050	
	K=105,25 L=227,00 H=5,00 D=108,35	DS +1,00			51-65841-100	
	K=103,28 L=229,00 H+F= +	DS			51-65845-000	



98,480

4236	D	4 Cyl	3864cc	48-60kW	(59-80ps)
A4.236	D	4 Cyl	3864cc	37-65kW	(50-89ps)
AD4.236	D 1965	4 Cyl	3864cc	48-60kW	(59-80ps)

<p>11-01863-000 CH 70,250 B- 20,280 BØ 60,500 TL 120,900</p> <p>34,93x84,10</p> <p>Ihc/Case, Massey-Ferguson, Perkins, Renault Trucks (RVI) ve Volvo ile Ortak Motor</p>	<p>91-09863-000</p> <table border="0"> <tr> <td>1</td> <td>2,385</td> <td></td> <td>CrP</td> </tr> <tr> <td>2</td> <td>2,385</td> <td></td> <td>P</td> </tr> <tr> <td>3</td> <td>2,385</td> <td></td> <td>P</td> </tr> <tr> <td>4</td> <td>6,350</td> <td></td> <td>CrP</td> </tr> <tr> <td>5</td> <td>6,350</td> <td></td> <td>P</td> </tr> </table>	1	2,385		CrP	2	2,385		P	3	2,385		P	4	6,350		CrP	5	6,350		P	<p>Ø 98,480</p> <p>31-03863-000</p>
1	2,385		CrP																			
2	2,385		P																			
3	2,385		P																			
4	6,350		CrP																			
5	6,350		P																			

<p>K=104,21 L=227,00 H=3,83 D=107,38</p>	DF			51-35842-000	71-07864-000
<p>K=103,21 L=227,30 H+F=3,81+1,00 D=106,36</p>	DF			51-35844-000	71-07863-000
<p>K=104,21 L=227,30 H+F=3,81+1,00 D=107,36</p>	DF +1,00			51-35844-100	
<p>K=103,28 L=227,30 H+F=3,85+0,90 D=106,40</p>	DS			51-65840-000	
<p>K=103,55 L=227,30 H+F=3,85+0,90 D=106,40</p>	DS +0,25			51-65840-025	
<p>K=103,80 L=227,30 H+F=3,85+0,90 D=106,40</p>	DS +0,50			51-65840-050	
<p>K=104,30 L=227,30 H+F=3,85+0,90 D=107,40</p>	DS +1,00			51-65840-100	
<p>K=104,80 L=227,30 H+F=5,00+0,90 D=108,00</p>	DS +1,50			51-65840-150	

		Type					
--	--	------	--	--	--	--	--

	K=105,80 L=227,30 H+F=5,00+0,90 D=109,00	DS +2,50				51-65840-250	
	K=104,26 L=227,00 H=3,81 D=107,38	DS				51-65841-000	
	K=104,75 L=227,00 H=3,81 D=107,38	DS +0,50				51-65841-050	
	K=105,25 L=227,00 H=5,00 D=108,35	DS +1,00				51-65841-100	
	K=103,28 L=229,00 H+F= +	DS				51-65845-000	


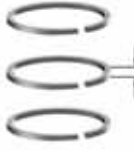
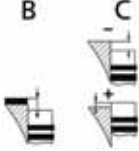

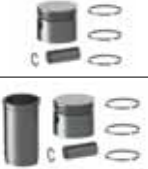

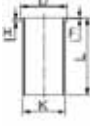
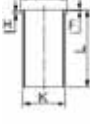
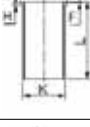

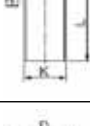

98,480

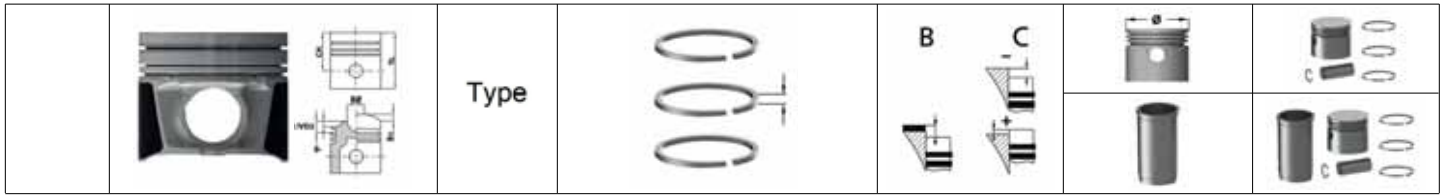
T4.236 D 4 Cyl 3864cc 49kW (66ps)

	11-01868-000 CH 70,250 B- 19,950 BØ 61,000 TL 108,250 38,10x82,50	AP CP	91-09868-000 1 3,160 CrP 2 2,385 P 3 4,747 CrP			Ø 98,480	31-03868-000
--	---	--------------	---	--	--	----------	--------------

Massey-Ferguson, Perkins ve Renault Trucks (RVI) ile Ortak Motor

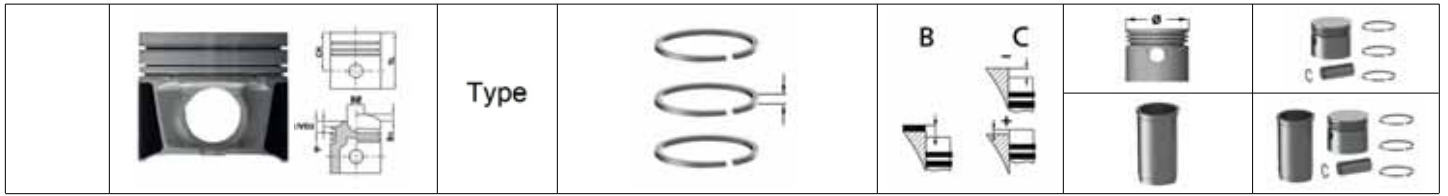
	K=104,21 L=227,00 H=3,83 D=107,38	DF				51-35842-000	71-07868-000
	K=103,28 L=227,30 H+F=3,85+0,90 D=106,40	DS				51-65840-000	
	K=103,55 L=227,30 H+F=3,85+0,90 D=106,40	DS +0,25				51-65840-025	

		Type				
	K=103,80 L=227,30 H+F=3,85+0,90 D=106,40	DS +0,50			51-65840-050	
	K=104,30 L=227,30 H+F=3,85+0,90 D=107,40	DS +1,00			51-65840-100	
	K=104,80 L=227,30 H+F=5,00+0,90 D=108,00	DS +1,50			51-65840-150	
	K=105,80 L=227,30 H+F=5,00+0,90 D=109,00	DS +2,50			51-65840-250	
	K=104,26 L=227,00 H=3,81 D=107,38	DS			51-65841-000	
	K=104,75 L=227,00 H=3,81 D=107,38	DS +0,50			51-65841-050	
	K=105,25 L=227,00 H=5,00 D=108,35	DS +1,00			51-65841-100	



100,000
 1106C-E60TA Euro2 D 2003 6 Cyl 5984cc 88-130kW (120-175ps)

	11-02466-000 CH 70,266 B- 21,750 BØ 52,800 TL 108,230 39,70x78,00	AP	91-09466-000 1 3,500 MoP 2 2,500 CR 3 3,500 CR		Ø 100,000	31-04466-000
	K=104,21 L=226,45 H=3,85 D=107,45	DF			51-35848-000	71-08466-000
	K=104,26 L=227,50 H+F=3,81+1,00 D=107,35	DF			51-35849-000	71-08468-000
	K=104,26 L=227,50 H+F=3,81+1,00 D=107,35	DS			51-65839-000	
	K=104,76 L=227,50 H+F=3,81+1,00 D=107,35	DS +0,50			51-65839-050	
	K=104,25 L=226,45 H=3,85 D=107,45	DS			51-65847-000	
	K=104,50 L=226,45 H=3,85 D=107,45	DS +0,25			51-65847-025	



101,054






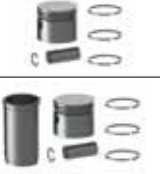
4248 D 1969 4 Cyl 4064cc 53-66kW (72-90ps)

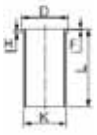
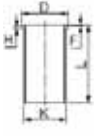
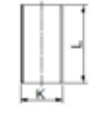
	11-01852-000 CH 70,100 B- 21,000 BØ 61,500 TL 120,900	CP	91-09852-000	1 2,385 CR 2 2,385 CR 3 2,385 CR 4 6,335 CR	Ø 101,054	31-03852-000
--	--	----	---------------------	--	-----------	--------------

34,93x84,10

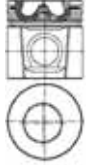




Massey-Ferguson ve Perkins ile Ortak Motor

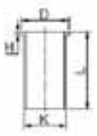
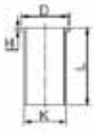
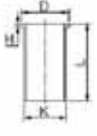
	K=104,21 L=227,00 H=3,83 D=107,38	DF			51-35846-000	71-07131-000
	K=104,20 L=227,20 H+F=3,80+0,85 D=107,40	DF			51-35852-000	71-07852-000
	K=104,26 L=227,00 H=3,83 D=107,38	DS			51-65843-000	
	K=104,76 L=227,00 H=3,83 D=107,38	DS	+0,50		51-65843-050	
	K=105,26 L=227,00 H=5,00 D=107,38	DS	+1,00		51-65843-100	
	K=104,33 L=227,20 H+F=3,85+0,90 D=107,45	DS			51-65851-000	
	K=104,55 L=227,20 H+F=3,85+0,90 D=107,45	DS	+0,25		51-65851-025	
	K=104,80 L=227,20 H+F=3,85+0,90 D=107,45	DS	+0,50		51-65851-050	
	K=105,05 L=227,20 H+F=3,85+0,90 D=107,45	DS	+0,75		51-65851-075	

	Type		 		
---	------	---	--	---	---

	K=105,30 L=227,20 H+F=3,85+0,90 D=108,45	DS +1,00			51-65851-100
	K=105,80 L=227,20 H+F=5,00+0,90 D=108,95	DS +1,50			51-65851-150
	K=103,33 L=224,00	DS			51-65853-000

105,000						
1103C-33 Euro2	D	2005	4 Cyl	3300cc	39-43kW	(53-58ps)
1103C-33T Euro2	D	2004	4 Cyl	3300cc	47-55kW	(64-75ps)
1104C-44T Euro2	D	2002	4 Cyl	4400cc	60-85kW	(82-116ps)
1104C-44TA Euro2	D	2003	4 Cyl	4400cc	85-99kW	(115-135ps)
1104C-E44TA Euro2	D	2003	4 Cyl	4400cc	82-106kW	(110-142ps)

	11-02465-000 CH 70,100 B- 22,000 BØ 55,100 TL 108,000	AP	91-09465-000 1 3,500  MoP 2 2,500  P 3 3,500  CrP		Ø 105,000 Ø 105,500 Ø 106,000	31-04465-000 31-04465-050 31-04465-100
 39,70x78,00		Massey-Ferguson ve Perkins ile Ortak Motor				

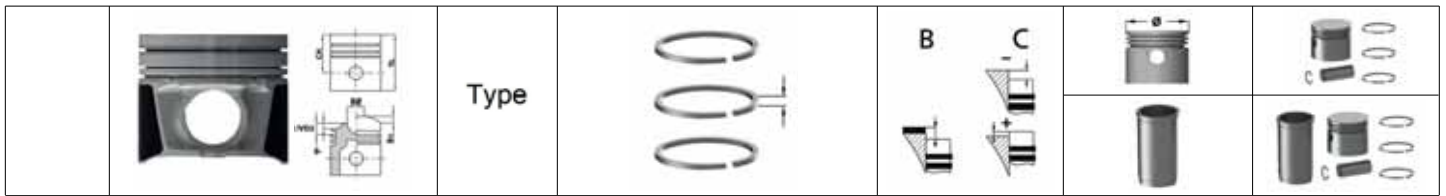
	K=108,00 L=227,00 H=5,10 D=109,40	DF			51-35833-000	71-08465-000
	K=108,06 L=227,00 H=5,10 D=109,40	DS			51-65836-000	
	K=108,56 L=227,00 H=5,10 D=109,90	DS +0,50			51-65836-050	

		Type				

105,000

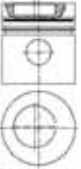








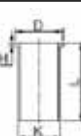
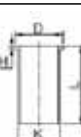
1103C-33 Euro2	D	2005	4 Cyl	3300cc	39-43kW	(53-58ps)
1104C-44 Euro2	D	2002	4 Cyl	4400cc	50-64kW	(67-84ps)

<p>11-02467-000 CH 70,100 B- 22,400 BØ 51,250 TL 108,000</p> <p>39,70x70,00</p>	<p>91-09467-000</p> <p>1 2,500 CR</p> <p>2 2,500 P</p> <p>3 3,500 CrP</p>				<p>Ø 105,000</p> <p>Ø 105,500</p> <p>Ø 106,000</p>	<p>31-04467-000</p> <p>31-04467-050</p> <p>31-04467-100</p>
					<p>Massey-Ferguson ve Perkins ile Ortak Motor</p>	
<p>K=108,00 L=227,00 H=5,10 D=109,40</p>		DF			51-35833-000	71-08467-000
<p>K=108,06 L=227,00 H=5,10 D=109,40</p>		DS			51-65836-000	
<p>K=108,56 L=227,00 H=5,10 D=109,90</p>		DS +0,50			51-65836-050	



97,000

OM 314A	D	4 Cyl	3780cc	63kW	(85ps)
OM 352A / OM 353A	D	6 Cyl	5675cc	115kW	(156ps)
OM 362LA.906 / 909 / 910	D	6 Cyl	5675cc	141kW	(192ps)

 <p>11-01621-000 CH 65,200 *CH 64,900 B- 21,500 *B- 21,500 BØ 55,000 *BØ 55,000 TL 105,200 *TL 104,900</p> <p>* For Oversize Piston Dimensions</p>  36,00x82,50	AP	91-09622-000 1 2,500  Mo 2 2,500  CR 3 4,000  CR	-0,07/+0,30	Ø 97,000 Ø 97,500 Ø 98,000	31-03621-000 31-03621-050 31-03621-100
 <p>K=100,40 L=222,00 H=5,20 D=103,50</p>	DS			51-65635-000	
 <p>K=101,05 L=222,00 H=6,00 D=103,92</p>	DS +0,50			51-65635-050	
 <p>K=101,50 L=222,00 H=6,00 D=104,42</p>	DS +1,00			51-65635-100	
 <p>K=102,50 L=222,00 H=6,00 D=105,42</p>	DS +2,00			51-65635-200	
 <p>K=101,00 L=222,00 H=5,50 D=103,50</p>	DS			51-65735-000	
 <p>K=101,50 L=222,00 H=5,50 D=104,00</p>	DS +0,50			51-65735-050	







97,000

OM 341.913 / 933 / 937 / 939 / 943 / 947 / 950 / 996	D	1973	6 Cyl	5675cc	96-118kW	(130-160ps)
OM 344.913 / 931	D	1973	6 Cyl	5675cc	115kW	(156ps)
OM 352.900 (OM 352A)	D	1982	1987	6 Cyl	5675cc	99-124kW (135-168ps)
OM 352.900 / 913 / 916 / 918 / 937 / 946 / 950 / 968 / 988 / 994	D		6 Cyl	5675cc	99-124kW	(135-168ps)
OM 353.909 / 914 / 921 / 937 / 950 / 954 / 958 / 970 / 972 / 974 / 978 / 991 / 997	D		6 Cyl	5675cc	92-127kW	(125-172ps)








<p>11-01622-000 CH 65,200 *CH 64,800 VD1 2,200 *VD1 2,200 B- 20,000 *B- 20,000 BØ 55,000 *BØ 55,000 TL 105,200 *TL 104,800</p> <p>* For Oversize Piston Dimensions</p> <p>36,00x82,50</p>	AP	<p>91-09622-000 1 2,500 Mo 2 2,500 CR 3 4,000 CR</p>	-0,07/+0,30	Ø 97,000 Ø 97,500 Ø 98,000	<p>31-03622-000 31-03622-050 31-03622-100</p>






	K=100,40 L=222,00 H=5,20 D=103,50	DS			51-65635-000
	K=101,05 L=222,00 H=6,00 D=103,92	DS +0,50			51-65635-050
	K=101,50 L=222,00 H=6,00 D=104,42	DS +1,00			51-65635-100
	K=102,50 L=222,00 H=6,00 D=105,42	DS +2,00			51-65635-200
	K=101,00 L=222,00 H=5,50 D=103,50	DS			51-65735-000
	K=101,50 L=222,00 H=5,50 D=104,00	DS +0,50			51-65735-050

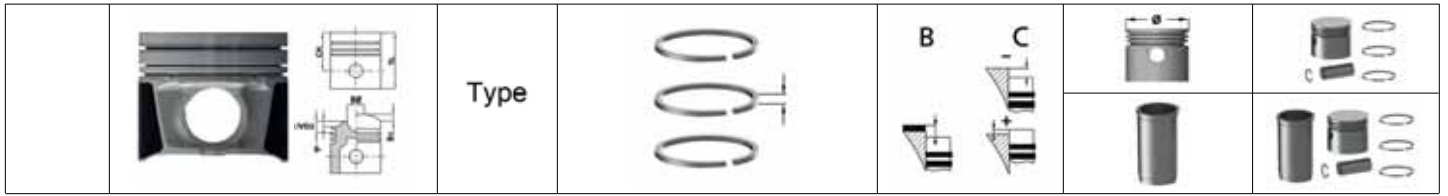
	Type			
---	------	---	--	---

97,000

OM 314.963	D	1964	1981	4 Cyl	3800cc	63kW	(85ps)
OM 352.906 / OM 353.949	D	1964	1982	6 Cyl	5700cc	51-100kW	(70-130ps)

	11-01638-000 CH 65,200 B- 20,000 BØ 55,000 TL 115,700	AP	91-09912-000 1 3,000  CR 2 3,000  P 3 3,000  P 4 5,500  CrP 5 5,500  P	(-0,07/+0,35)	Ø 97,000 Ø 97,500 Ø 98,000	31-03638-000 31-03638-050 31-03638-100
	36,00x82,50	Mercedes-Benz ve Toyota ile Ortak Motor				

	K=100,40 L=222,00 H=5,20 D=103,50	DS			51-65635-000	
	K=101,05 L=222,00 H=6,00 D=103,92	DS +0,50			51-65635-050	
	K=101,50 L=222,00 H=6,00 D=104,42	DS +1,00			51-65635-100	
	K=102,50 L=222,00 H=6,00 D=105,42	DS +2,00			51-65635-200	
	K=101,00 L=222,00 H=5,50 D=103,50	DS			51-65735-000	
	K=101,50 L=222,00 H=5,50 D=104,00	DS +0,50			51-65735-050	



97,000							
OM 341.913 / 933 / 937 / 939 / 943 / 947 / 950 / 996	D	1973	6 Cyl	5675cc	96-118kW	(130-160ps)	
OM 344.913	D	1973	6 Cyl	5675cc	115kW	(156ps)	
OM 344.931	D	1973	6 Cyl	5675cc	115kW	(156ps)	
OM 352.900 / -006 / -008 / -010 / -013 / -015 / -400 / -410-430 / 913 / 916 / 918 / 937 / 946 / 949-950 / 968 / 988 / 994	D	1968	6 Cyl	5675cc	96-124kW	(130-168ps)	
OM 353.909-914 / 921 / 937 / 950-954 / 958 / 970-972 / 974-978 / 991 / 997	D	1970	6 Cyl	5675cc	92-127kW	(125-172ps)	

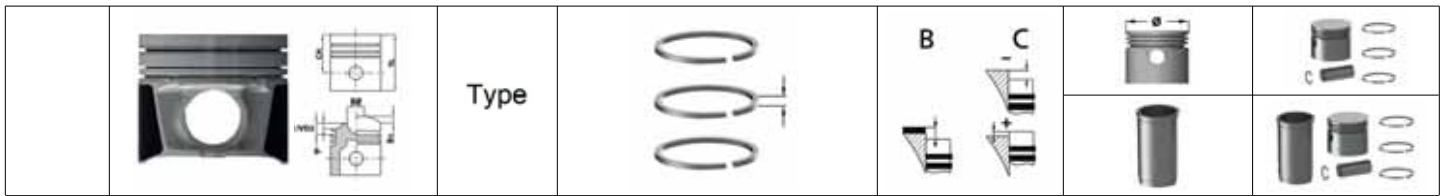
<p>11-02912-000 CH 65,200 VD1 2,400 B- 20,000 BØ 55,000 TL 115,700</p> <p> 36,00x82,50</p>	AP	<p>91-09912-000</p> <p>1 3,000 CR 2 3,000 P 3 3,000 P 4 5,500 CrP 5 5,500 P</p>	-0,07/+0,30	<p>Ø 97,000 Ø 97,500 Ø 98,000</p>	<p>31-04912-000 31-04912-050 31-04912-100</p>
	Ford ve Mercedes-Benz ile Ortak Motor				

	DS			51-65735-000	
	DS +0,50			51-65735-050	

97,500							
OM 364A	D		4 Cyl	3972cc	100kW	(135ps)	
OM 366A	D		6 Cyl	6000cc	95-125kW	(120-170ps)	
OM 366LA Euro2	D	1964	6 Cyl	6000cc	135kW	(184ps)	

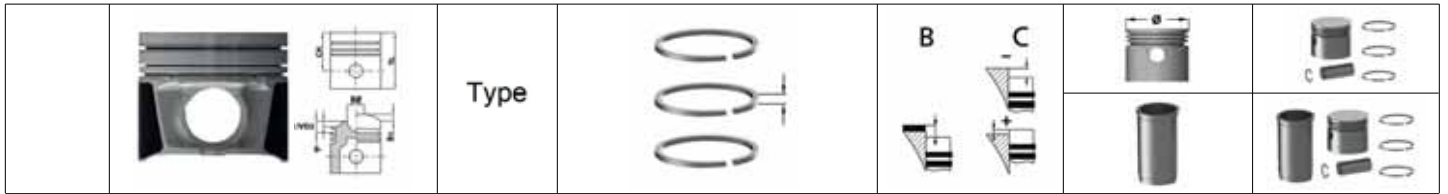
<p>11-01631-000 CH 63,000 B- 22,250 BØ 52,700 TL 108,000</p> <p> 36,00x82,50</p>	AP	<p>91-09640-000</p> <p>1 2,500 Mo 2 2,500 CR 3 4,000 CR</p>		<p>Ø 97,500 Ø 98,000</p>	<p>31-03631-000 31-03631-050</p>

	DS			51-65140-000	
	DS +0,50			51-65140-050	
	DS +1,00			51-65140-100	



97,500	
OM 364A	D 1964 4 Cyl 3972cc 100kW (135ps)
OM 366A / LA	D 1964 1998 6 Cyl 5958cc 90-129kW (125-175ps)


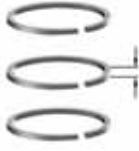
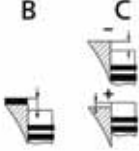

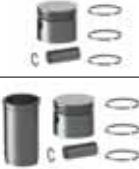
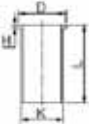
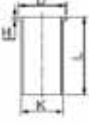
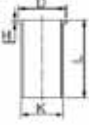
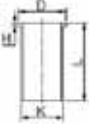
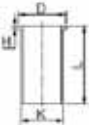
	<p>11-01640-000 CH 62,800 *CH 62,500 B- 22,350 *B- 22,350 BØ 55,800 *BØ 55,800 TL 107,800 *TL 107,500</p> <p>* For Oversize Piston Dimensions</p> <p> 36,00x82,50</p>	<p>AP</p>	<p>91-09640-000 1 2,500 Mo 2 2,500 CR 3 4,000 CR</p>		<p>Ø 97,500 Ø 98,000 Ø 98,000</p>	<p>31-03640-000 31-03640-050 31-03640-100</p>
	<p>K=100,40 L=222,00 H=5,10 D=103,50</p>	<p>DS</p>			<p>51-65638-000</p>	
	<p>K=101,00 L=222,00 H=5,10 D=104,00</p>	<p>DS +0,50</p>			<p>51-65638-050</p>	
	<p>K=100,49 L=224,00</p>	<p>DS</p>			<p>51-65639-000</p>	
	<p>K=100,49 L=222,00 H=4,50 D=103,50</p>	<p>DS</p>			<p>51-65640-000</p>	
	<p>K=100,75 L=222,00 H=5,20 D=103,75</p>	<p>DS +0,25</p>			<p>51-65640-025</p>	
	<p>K=101,05 L=222,00 H=6,00 D=104,00</p>	<p>DS +0,50</p>			<p>51-65640-050</p>	
	<p>K=101,50 L=222,00 H=6,00 D=104,50</p>	<p>DS +1,00</p>			<p>51-65640-100</p>	
	<p>K=102,05 L=222,00 H=6,00 D=105,00</p>	<p>DS +1,50</p>			<p>51-65640-150</p>	

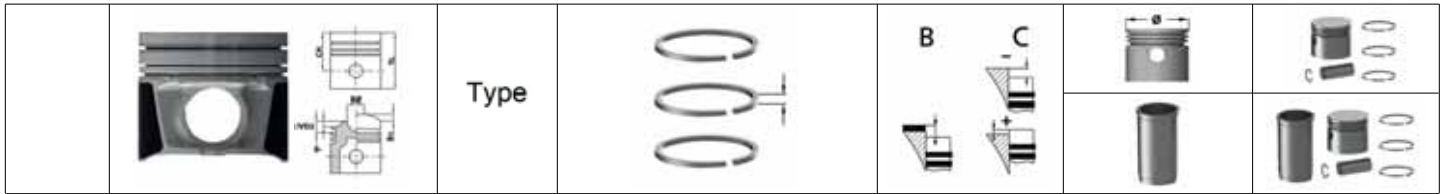


97,500

OM 304.900-001 / -014 / -401 / -410	D	1985	4 Cyl	3972cc	61-85kW	(83-115ps)
OM 306.900-016 / -017 / -018 / -413 / -414 / -415 / -416 / -417	D	1984	6 Cyl	5958cc	92-125kW	(125-170ps)
OM 356A.940	D	1989	1993	6 Cyl	5958cc	116-129kW (158-175ps)
OM 356LA.984-985	D	1985	1994	6 Cyl	5958cc	155kW (211ps)
OM 364A.901-400 / 950-952 / 954 / 980	D	1984	2001	4 Cyl	3972cc	66-100kW (90-136ps)
OM 364LA.901-500 / 981 / 984	D	1987		4 Cyl	3972cc	100kW (136ps)
OM 366A.901-400 / 944-949 / 951-955 / 957-958 / 960 / 962-963 / 965-971 / 973-979	D	1984	2001	6 Cyl	5958cc	92-129kW (125-175ps)
OM 366LA.901-500-540-541 / 980-981 / 983-984 / 988 / 990 / 992-997	D	1984		6 Cyl	5958cc	136-177kW (185-240ps)
OM 370.950-951	D	1985		4 Cyl	3972cc	85kW (115ps)
OM 372A.950-951 / 953 / 956 / 958	D			6 Cyl	5958cc	100-125kW (136-170ps)
OM 376A.945-947 / 950-951 / 953-958 / 961-962 / 964	D	1988		6 Cyl	5958cc	66-131kW (90-177ps)
OM 376LA.911(500-516) / 941-963	D	1988		6 Cyl	5958cc	125-170kW (170-230ps)
OM 380.942	D	1985		4 Cyl	3972cc	85kW (115ps)
OM 382.913 / 919 / 971	D	1988		6 Cyl	5958cc	125-150kW (170-204ps)
OM 384.907	D	1985		4 Cyl	3972cc	85kW (115ps)
OM 386A.951-952	D	1988		6 Cyl	5958cc	125kW (170ps)
OM 386LA.980-981 / 983	D	1985		6 Cyl	5958cc	150kW (204ps)
OM 390A.900(-006 / -007 / -405 / -407)	D	1973		6 Cyl	5958cc	100-127kW (136-173ps)
OM 390LA.900(-505 / -506 / -508)	D	1984		6 Cyl	5958cc	138-150kW (185-204ps)

<p>11-01642-000 CH 62,800 B- 22,350 BØ 56,000 TL 107,800</p> <p>36,00x82,50</p>	AP	<p>91-09640-000</p> <p>1 2,500 Mo 2 2,500 CR 3 4,000 CR</p>	-0,07/+0,30	<p>Ø 97,500 Ø 98,000</p>	<p>31-03642-000 31-03642-050</p>
<p>K=100,40 L=222,00 H=5,10 D=103,50</p>	DS			51-65638-000	
<p>K=101,00 L=222,00 H=5,10 D=104,00</p>	DS +0,50			51-65638-050	
<p>K=100,49 L=224,00</p>	DS			51-65639-000	

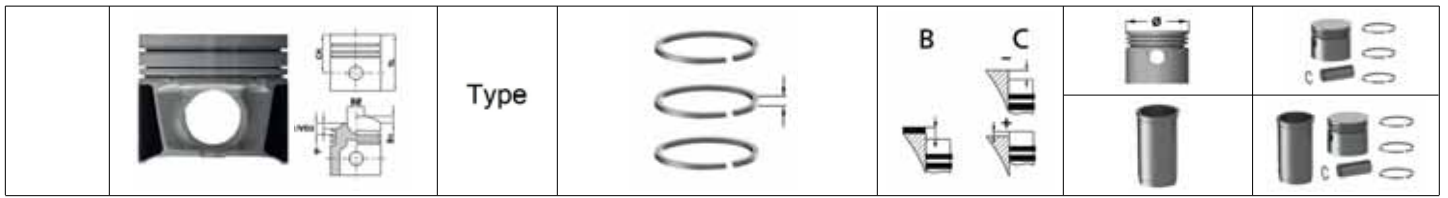
		Type				
	K=100,49 L=222,00 H=4,50 D=103,50	DS			51-65640-000	
	K=100,75 L=222,00 H=5,20 D=103,75	DS +0,25			51-65640-025	
	K=101,05 L=222,00 H=6,00 D=104,00	DS +0,50			51-65640-050	
	K=101,50 L=222,00 H=6,00 D=104,50	DS +1,00			51-65640-100	
	K=102,05 L=222,00 H=6,00 D=105,00	DS +1,50			51-65640-150	



97,500

OM 356.913 Euro1	D	6 Cyl	5958cc	100kW	(136ps)
OM 364.900 / -000	D 1984	4 Cyl	3972cc	kW	(ps)
OM 364.900-040 / 906-909 / 911-913	D	4 Cyl	3972cc	49-66kW	(67-90ps)
OM 366.900 / -000 / 905-910 / 912-914 / 917-919 / 930-933 / 935-937 / 940	D	6 Cyl	5958cc	kW	(ps)
OM 366.938 Euro1	D	6 Cyl	5958cc	92-102kW	(125-139ps)
OM 370.905	D	4 Cyl	3972cc	66kW	(90ps)
OM 370.952	D	4 Cyl	3972cc	80kW	(110ps)
OM 372.906-907 / 930	D	6 Cyl	5958cc	100kW	(136ps)
OM 376.905-909 / 910-005 / -006 / -007 / -008 / -010 / -011 / -012 / -013 / -014 / -015 / -019 / 930	D	6 Cyl	5958cc	69-100kW	(94-136ps)
OM 376.980-982 / 987-989 / 998-999(USA)	D	6 Cyl	5958cc	127-142kW	(170-190ps)
OM 382.912	D	6 Cyl	5958cc	100kW	(136ps)
OM 384.906	D	4 Cyl	3972cc	66kW	(90ps)
OM 390.900-509(AMS)	D	6 Cyl	5958cc	156kW	(210ps)

<p>11-02714-000 CH 62,800 *CH 62,500 B- 24,200 *B- 24,200 BØ 48,000 *BØ 48,000 TL 107,800 *TL 107,500</p> <p>* For Oversize Piston Dimensions</p> <p> 36,00x82,50</p>	AP	91-09640-000 1 2,500 Mo 2 2,500 CR 3 4,000 CR	-0,07/+0,30	Ø 97,500 Ø 98,000	31-04714-000 31-04714-050
<p>K=100,40 L=222,00 H=5,10 D=103,50</p>	DS			51-65638-000	
<p>K=101,00 L=222,00 H=5,10 D=104,00</p>	DS +0,50			51-65638-050	
<p>K=100,49 L=224,00</p>	DS			51-65639-000	
<p>K=100,49 L=222,00 H=4,50 D=103,50</p>	DS			51-65640-000	
<p>K=100,75 L=222,00 H=5,20 D=103,75</p>	DS +0,25			51-65640-025	



	K=101,05 L=222,00 H=6,00 D=104,00	DS +0,50			51-65640-050	
	K=101,50 L=222,00 H=6,00 D=104,50	DS +1,00			51-65640-100	
	K=102,05 L=222,00 H=6,00 D=105,00	DS +1,50			51-65640-150	

97,500

OM 356.901-912 / 914-916 Euro1	D	6 Cyl	5958cc	95kW	(129ps)
OM 364.900-004 / 918-921 Euro1	D	4 Cyl	3972cc	kW	(ps)
OM 366.900-004 / 911TUR / 915 Euro1	D	6 Cyl	5958cc	kW	(ps)

	11-02734-000 CH 62,800 *CH 62,500 B- 24,000 *B- 24,000 BØ 43,400 *BØ 43,400 TL 107,800 *TL 107,500 * For Oversize Piston Dimensions 36,00x82,50	AP	91-09734-000 1 2,500 CR 2 2,500 CR 3 4,000 CR			31-04734-000 31-04734-050 31-04734-100
--	--	----	--	--	--	---

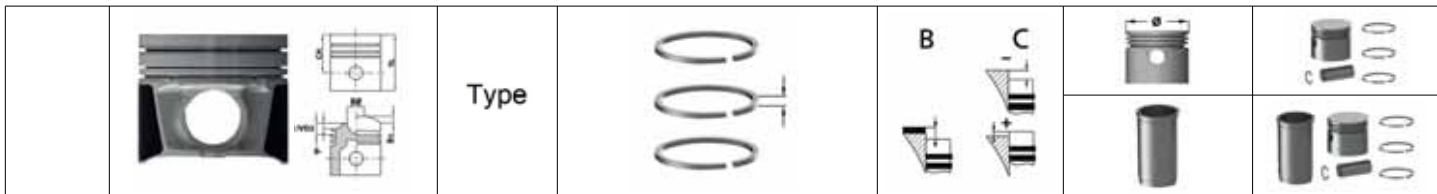
	K=100,40 L=222,00 H=5,10 D=103,50	DS			51-65638-000	
	K=101,00 L=222,00 H=5,10 D=104,00	DS +0,50			51-65638-050	

102,000

OM 906 LA Euro 5	D	6 Cyl	6370cc	210kW	(286ps)
------------------	---	-------	--------	-------	---------

	11-02678-000 CH 64,400 B- 13,900 BØ 73,200 TL 102,400 42,00x80,00	AP YS HA	91-09713-000 1 3,500 CdC 2 2,500 CR 3 4,000 CdC		Ø 102,000	31-04678-000
--	---	----------------	--	--	-----------	---------------------

	K=106,12 L=220,00 H=6,15 D=109,50	DS			51-65655-000	
--	--	----	--	--	--------------	--



102,000

OM 904 LA Euro4	D	2008	4 Cyl	4250cc	115-130kW	(156-177ps)
OM 906 LA Euro4	D	2008	6 Cyl	6370cc	175-210kW	(238-286ps)

<p>11-02679-000 CH 64,400 B- 13,900 BØ 73,200 TL 102,400</p> <p>42,00x80,00</p>	AP	<p>91-09713-000</p> <p>1 3,500 CdC</p> <p>2 2,500 CR</p> <p>3 4,000 CdC</p>		Ø 102,000	31-04679-000
	HA				

102,000

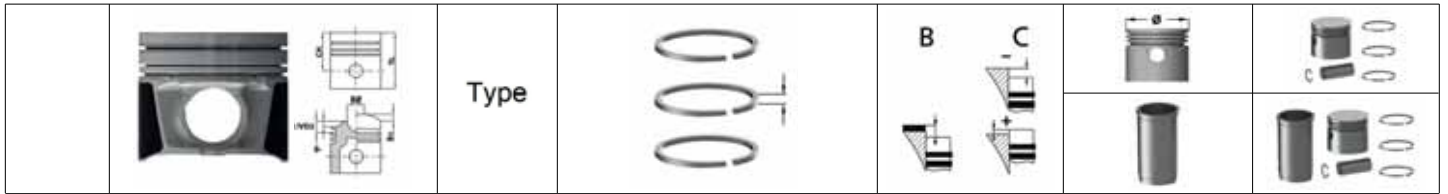
OM 902.937 / 938 Euro3	D		4 Cyl	4250cc	180kW	(245ps)
OM 904.904 / 905 Euro2	D		4 Cyl	4250cc	75kW	(102ps)
OM 904.906 Euro2	D		4 Cyl	4250cc	100kW	(136ps)
OM 904.907-912 Euro2	D		4 Cyl	4250cc	125kW	(170ps)
OM 904.914-951 Euro2	D		4 Cyl	4250cc	90-142kW	(122-190ps)
OM 904.952 Euro2	D	2002	4 Cyl	4250cc	130kW	(177ps)
OM 904.953-957 / 959 / 961-962 / 964-968 Euro2	D		4 Cyl	4250cc	110kW	(150ps)
OM 904.972 / 974 / 977-978 / 980-981 Euro2	D		4 Cyl	4250cc	110-130kW	(150-177ps)
OM 906.910-941 / 944-968USA / MEX / 970-971 / 974-983USA / MEX / 985 / 988 Euro2	D		6 Cyl	6374cc	142-224kW	(190-300ps)
OM 907.910 / 920 / 930 / 940-941 / 960 / 970 / 980 / 990 Euro2	D		4 Cyl	4250cc	75-125kW	(102-170ps)
OM 909.900-901 / 910-911 / 920-921 / 960 / 970-971 Euro2	D		6 Cyl	6374cc	170-205kW	(231-279ps)

<p>11-02740-000 CH 64,400 B- 13,800 BØ 73,300 TL 102,500</p> <p>42,00x80,00</p>	AP	<p>91-09740-000</p> <p>1 3,000 CkP</p> <p>2 2,500 CrP</p> <p>3 4,000 CrP</p>	+0,28/+0,50	Ø 102,000 Ø 102,500	31-04740-000 31-04740-050

<p>K=106,12 L=220,00 H=6,15 D=109,50</p>	DS			51-65655-000	71-07017-000
--	----	--	--	---------------------	---------------------

<p>K=106,62 L=220,00 H=6,65 D=110,00</p>	DS +0,50			51-65655-050	
--	-------------	--	--	---------------------	--

<p>K=107,12 L=220,00 H=7,15 D=110,50</p>	DS +1,00			51-65655-100	
--	-------------	--	--	---------------------	--



102,000							
OM 902.937 / 938 Euro3		D	4 Cyl	4250cc	180kW	(245ps)	
OM 904.904 / 905 Euro2		D	4 Cyl	4250cc	75kW	(102ps)	
OM 904.906 Euro2		D	4 Cyl	4250cc	100kW	(136ps)	
OM 904.907-912 Euro2		D	4 Cyl	4250cc	125kW	(170ps)	
OM 904.914-951 Euro2		D	4 Cyl	4250cc	90-142kW	(122-190ps)	
OM 904.952 Euro2		D 2002	4 Cyl	4250cc	130kW	(177ps)	
OM 904.953-957 / 959 / 961-962 / 964-968 Euro2		D	4 Cyl	4250cc	110kW	(150ps)	
OM 904.972 / 974 / 977-978 / 980-981 Euro2		D	4 Cyl	4250cc	110-130kW	(150-177ps)	
OM 906.910-941 / 944-968USA / MEX / 970-971 / 974-983USA / MEX / 985 / 988 Euro2		D	6 Cyl	6374cc	142-224kW	(190-300ps)	
OM 907.910 / 920 / 930 / 940-941 / 960 / 970 / 980 / 990 Euro2		D	4 Cyl	4250cc	75-125kW	(102-170ps)	
OM 909.900-901 / 910-911 / 920-921 / 960 / 970-971 Euro2		D	6 Cyl	6374cc	170-205kW	(231-279ps)	

<p>11-02742-000 CH 64,400 B- 13,900 BØ 73,230 TL 102,400</p> <p>40,00x78,00</p>	AP	<p>91-09740-000</p> <p>1 3,000 CkP 2 2,500 CrP 3 4,000 CrP</p>		Ø 102,000	31-04742-000
<p>K=106,12 L=220,00 H=6,15 D=109,50</p>	DS			51-65655-000	
<p>K=106,62 L=220,00 H=6,65 D=110,00</p>	DS +0,50			51-65655-050	
<p>K=107,12 L=220,00 H=7,15 D=110,50</p>	DS +1,00			51-65655-100	

	Type				
--	-------------	--	--	--	--

102,000

OM 904LA Euro2 BRAZIL	D	1998	4 Cyl	4250cc	90-130kW	(122-177ps)
OM 906LA Euro2 BRAZIL	D	1998	6 Cyl	6374cc	167-209kW	(210-284ps)

	11-02749-000 CH 64,400 B- 13,900 BØ 73,230 TL 101,200 40,00x78,00	AP	91-09740-000 1 3,000 CrP 2 2,500 CrP 3 4,000 CrP		Ø 102,000	31-04749-000
	K=106,12 L=220,00 H=6,15 D=109,50	DS			51-65655-000	

102,000

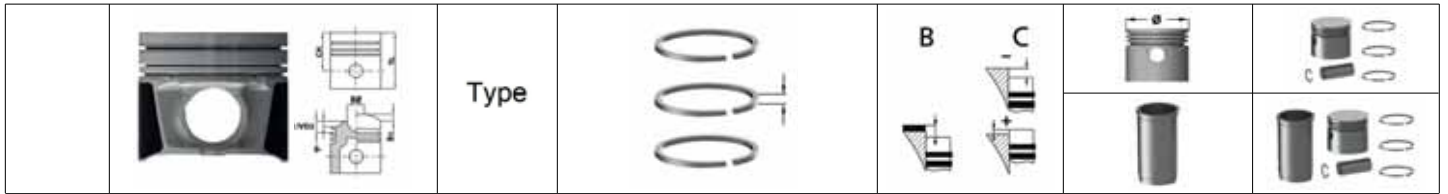
OM 904LA Euro2 BRAZIL	D	1998	4 Cyl	4250cc	90-130kW	(122-177ps)
OM 906LA Euro2 BRAZIL	D	1998	6 Cyl	6374cc	167-209kW	(210-284ps)

	11-02750-000 CH 64,400 B- 13,900 BØ 73,230 TL 101,200 42,00x80,00	AP	91-09740-000 1 3,000 CrP 2 2,500 CrP 3 4,000 CrP		Ø 102,000	31-04750-000
	K=106,12 L=220,00 H=6,15 D=109,50	DS			51-65655-000	

102,000







OM 902 / 904 Euro2-3	D		4 Cyl	4250cc	90-130kW	(122-177ps)
OM 906 Euro2-3	D		6 Cyl	6374cc	142-206kW	(190-281ps)

	11-02759-000 CH 64,400 B- 13,130 BØ 72,920 TL 101,200 42,00x80,00	AP	91-09740-000 1 3,000 CrP 2 2,500 CrP 3 4,000 CrP		Ø 102,000	31-04759-000
--	---	----	---	--	-----------	--------------









106,000

M 902.900	D	1998	6 Cyl	7201cc	205kW	(279ps)
M 902.901	D	1996	6 Cyl	7201cc	170-205kW	(231-279ps)
M 902.902	D		6 Cyl	7201cc	170-205kW	(231-279ps)
M 902.903	D	1998	6 Cyl	7201cc	205kW	(279ps)
M 906.900 Euro 3	D	2000	6 Cyl	7201cc	205kW	(279ps)
M 906.901 Euro 2	D		6 Cyl	7201cc	205kW	(279ps)
M 906.903 Euro 2	D		6 Cyl	6374cc	205kW	(279ps)






  	<p>11-02586-000 CH 64,400 B- 22,500 BØ 80,300 TL 101,200</p> <p>42,00x80,00</p>	<p>AP</p>	<p>91-09631-000 1 3,000  CK 2 2,500  CR 3 4,000  CR</p>		<p>Ø 106,000 Ø 106,500 Ø 107,000</p>	<p>31-04586-000 31-04586-050 31-04586-100</p>

106,000

OM 924.917 / 925 / 929 / 933 Euro3	D		4 Cyl	4800cc	142kW	(190ps)
OM 926.916 Euro3	D		6 Cyl	7201cc	240kW	(326ps)
OM 926.920 Euro3	D		6 Cyl	7201cc	209-224kW	(280-300ps)
OM 926.927 Euro3	D		6 Cyl	7201cc	187kW	(250ps)
OM 926.928 Euro3	D		6 Cyl	7201cc	187-209kW	(250-280ps)
OM 926.942 Euro3	D		6 Cyl	7201cc	224kW	(300ps)
OM 926.950 Euro3	D		6 Cyl	7201cc	194kW	(260ps)
OM 926.961 / 963 Euro4 / 5	D	2007	6 Cyl	7201cc	kW	(ps)







  	<p>11-02754-000 CH 61,400 B- 12,500 BØ 80,000 TL 98,400</p> <p>42,00x80,00</p>	<p>AP YS</p>	<p>91-09754-000 1 3,000  CK 2 2,500  CR 3 4,000  CR</p>		<p>Ø 106,000</p>	<p>31-04754-000</p>

	<p>K=110,00 L=220,00</p>	<p>DS</p>			<p>51-65736-000</p>	
--	---	-----------	--	--	----------------------------	--

	Type				
---	------	---	--	---	---







106,000

OM 924.911	D	2001	4 Cyl	4800cc	160kW	(218ps)
OM 926.911 Euro3	D		6 Cyl	7201cc	240kW	(326ps)
OM 926.912	D	2000	6 Cyl	7201cc	240kW	(326ps)

	11-02755-000 CH 61,400 B- 13,400 BØ 78,500 TL 98,400	AP YS	91-09754-000 1 3,000  CK 2 2,500  CR 3 4,000  CR		Ø 106,000	31-04755-000
	42,00x80,00					
	K=110,00 L=220,00	DS			51-65736-000	

106,000

OM 924.913 / 915-916 / 919-920 / 924 / 928 / 932 Euro3	D		4 Cyl	4800cc	145-160kW	(187-218ps)
OM 926.913-915 / 917 / 921 / 924 / 926 / 929-930 / 932-933 / 935 / 938 / 940-94' Euro3	D		6 Cyl	7201cc	187-240kW	(250-236ps)
OM 926.968 Euro4 / 5	D		6 Cyl	7201cc	225kW	(306ps)

	11-02756-000 CH 61,400 B- 14,190 BØ 76,000 TL 98,400	AP YS HA	91-09754-000 1 3,000  CK 2 2,500  CR 3 4,000  CR		Ø 106,000	31-04756-000
	42,00x80,00					
	K=110,00 L=220,00	DS			51-65736-000	

		Type				
--	--	------	--	--	--	--

106,000

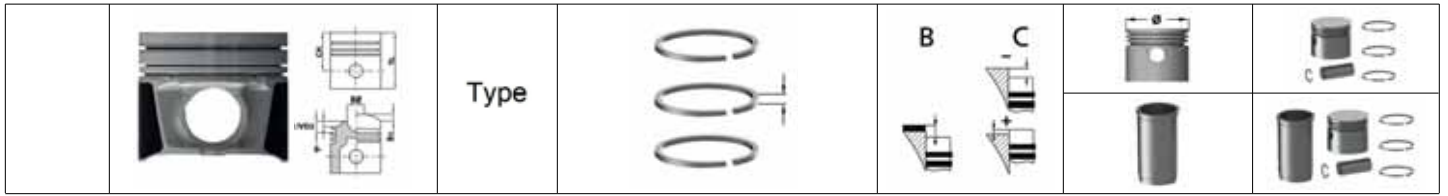
OM 924.927 Euro 5	D	4 Cyl	4800cc	160kW	(218ps)
OM 924.930 Euro 5	D 2006	4 Cyl	4800cc	160kW	(218ps)
OM 924.931 Euro 5	D 2006	4 Cyl	4800cc	160kW	(218ps)
OM 926.945 Euro 5	D	6 Cyl	7201cc	240kW	(326ps)
OM 926.946 Euro 5	D	6 Cyl	7201cc	210-240kW	(286-326ps)
OM 926.947 Euro 5	D	6 Cyl	7201cc	240kW	(326ps)
OM 926.948 Euro 5	D	6 Cyl	7201cc	240kW	(326ps)
OM 926.949 Euro 4	D	6 Cyl	7201cc	210kW	(286ps)

 11-02762-000 CH 61,400 B- 15,670 BØ 72,300 TL 99,400 44,00x85,00	AP YS	91-09696-000 1 3,500 CK	Ø 106,000 Ø 106,300 Ø 106,600	31-04762-000 31-04762-030 31-04762-060
		2 2,500 CR 3 4,000 CK		

106,000

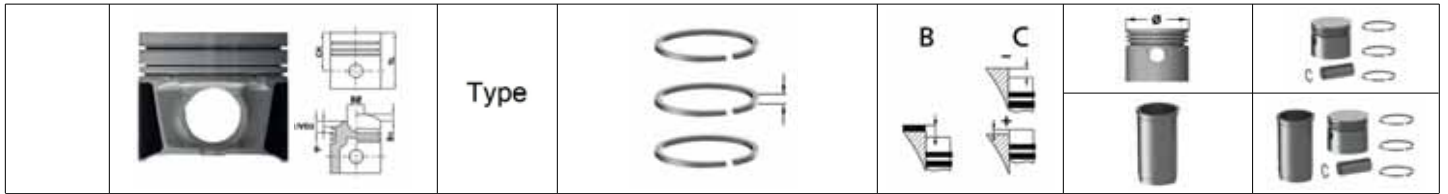
OM 924.927-931-945-946-947-948 Euro 5 / 926.960 Euro 4/5	D	6 Cyl	7201cc	kW	(ps)
OM 924.930 Euro 5	D 2006	4 Cyl	4800cc	160kW	(218ps)
OM 926.945 / 947 Euro 5	D	6 Cyl	7201cc	240kW	(326ps)

 11-02763-000 CH 61,400 B- 15,670 BØ 72,300 TL 99,400 44,00x85,00	AP YS	91-09696-000 1 3,500 CK	Ø 106,000 Ø 106,300 Ø 106,600	31-04763-000 31-04763-030 31-04763-060
		2 2,500 CR 3 4,000 CK		



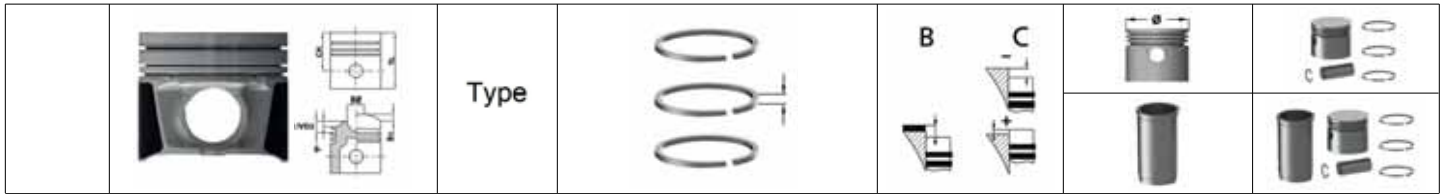
115,000	
OM 360.910-912 / 914-915 / 916-918 / 930-931 / 933-944 / 946-952 / 954-956 / 959-978 / 979-981 / 983	D 1968 6 Cyl 8725cc 81-141kW (110-192ps)
OM 360.982 / 984-986	D 1978 6 Cyl 8725cc 141-154kW (192-210ps)

<p>11-01641-000 CH 85,300 VD1 0,700 VD2 0,700 B- 22,000 BØ 65,000 TL 133,300</p> <p> 42,00x98,00</p>	AP	<p>91-09641-000</p> <p>1 3,500 CR 2 3,000 CrP 3 5,500 CR</p>	+0,08/+0,41	<p>Ø 115,000 Ø 115,500 Ø 116,000</p>	<p>31-03641-000 31-03641-050 31-03641-100</p>
<p>K=120,06 L=253,50 H=6,00 D=124,90</p>	DS			51-65641-000	
<p>K=120,50 L=253,50 H=7,00 D=125,40</p>	DS +0,50			51-65641-050	
<p>K=121,06 L=253,50 H=7,00 D=125,90</p>	DS +1,00			51-65641-100	
<p>K=122,06 L=253,50 H=7,00 D=126,90</p>	DS +2,00			51-65641-200	
<p>K=120,06 L=253,50 H=5,50 D=124,90</p>	DS			51-65642-000	
<p>K=120,07 L=253,50 H=5,75 D=125,00</p>	DS			51-65742-000	



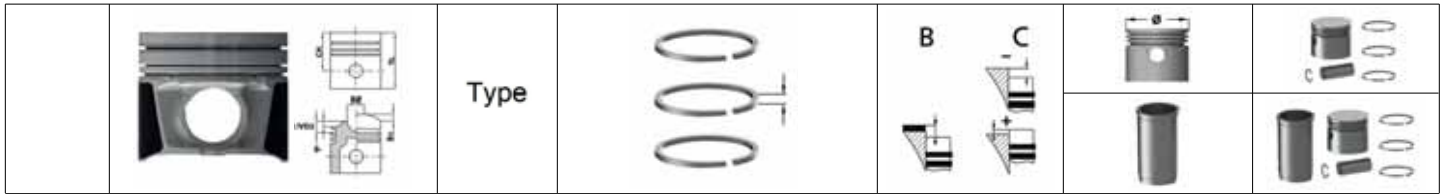
125,000	
OM 401.901 / 924	D 1973 6 Cyl 10456cc 144kW (196ps)
OM 402.901 / -000	D 8 Cyl 13941cc kW (ps)
OM 403.911 / -000 / 933 / 935	D 1972 10 Cyl 15960cc 261kW (355ps)
OM 404.901 / -000 / 918	D 1973 1989 12 Cyl 20911cc 236kW (320ps)

<p>11-01628-000 CH 81,250 B- 24,500 BØ 69,000 TL 126,250</p> <p>46,00x97,00</p>	AP	<p>91-09643-000</p> <p>1 3,000 Mo 2 3,000 Mo 3 6,000 CR</p>	+0,07/+0,43	Ø 125,000	31-03628-000
<p>K=144,45 L=253,00 H+F=9,92+1,00 D=153,70</p>	WF-PH		O-Ring/Seal 55-50509-000 1 T 147,40x153,50x0,15 2 FPM 144,00x3,80 1 FPM 140,00x1,90	51-05616-000 52-05616-000	71-07039-000 72-07039-000
<p>K=139,95 L=253,00 H+F=9,92+1,00 D=151,95</p>	WF-PH			51-05617-000	71-07037-000
<p>K=139,95 L=253,00 H+F=10,07+0,90 D=151,95</p>	WF-PH		O-Ring/Seal 55-50501-000 2 FPM 138,00x1,90 2 FPM 140,00x3,80	51-05643-000 52-05643-000	71-07628-000 72-07628-000
<p>K=144,45 L=253,00 H+F=10,05+1,00 D=153,70</p>	WF-PH		O-Ring/Seal 55-50507-000 2 FPM 140,00x1,90 2 FPM 144,00x3,80	51-05644-000 52-05644-000	71-07038-000 72-07038-000
<p>K=139,95 L=253,00 H+F=10,07+0,90 D=151,95</p>	WF-CR			51-05680-000	71-07125-000
<p>K=139,95 L=253,00 H+F=10,07+0,90 D=151,95</p>	WF		O-Ring/Seal 55-50501-000 2 FPM 138,00x1,90 2 FPM 140,00x3,80	51-05734-000 52-05734-000	71-07633-000 72-07633-000



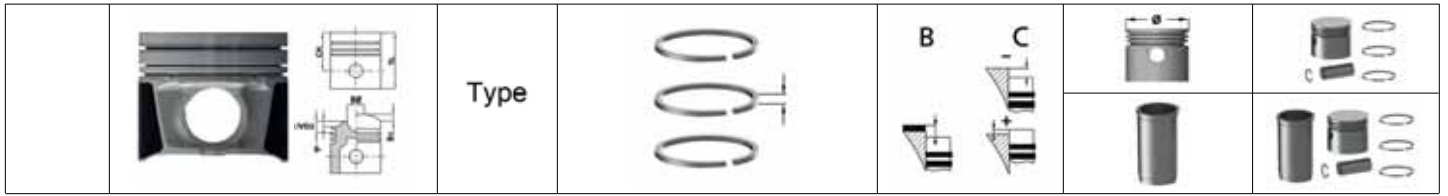
125,000						
OM 407.901 / 913 / 915 / 916 / 917 / 919 / 920 / 930 / 932	D	1980	6 Cyl	11412cc	147-177kW	(200-240ps)
OM 409.901-000 / 906 / 908	D	1985	5 Cyl	9204cc	135kW	(183ps)
OM 495.900 / 900-002 / 900-003 / 900-009 / 900-010	D		5 Cyl	9204cc	135kW	(183ps)
OM 496.900-001 / 002 / 003 / 023 / 026 / 027 / 030 / 031 / 034 / 035 / 201	D		6 Cyl	11412cc	147-162kW	(200-220ps)

<p>11-01629-000 CH 84,850 B- 23,000 BØ 75,000 TL 139,850</p> <p>46,00x97,00</p>	AP	<p>91-09643-000</p> <p>1 3,000 Mo</p> <p>2 3,000 Mo</p> <p>3 6,000 CR</p>		Ø 125,000	31-03629-000
<p>K=139,95 L=253,00 H+F=10,07+0,90 D=151,95</p>	WF-PH		<p>O-Ring/Seal</p> <p>55-50501-000</p> <p>2 FPM 138,00x1,90 2 FPM 140,00x3,80</p>	<p>51-05643-000</p> <p>52-05643-000</p>	<p>71-07630-000</p> <p>72-07630-000</p>
<p>K=139,95 L=265,00 H+F=10,07+1,00 D=151,95</p>	WF		<p>O-Ring/Seal</p> <p>55-50501-000</p> <p>2 FPM 138,00x1,90 2 FPM 140,00x3,80</p>	<p>51-05646-000</p> <p>52-05646-000</p>	<p>71-07629-000</p> <p>72-07629-000</p>
<p>K=139,95 L=253,00 H+F=10,07+0,90 D=151,95</p>	WF		<p>O-Ring/Seal</p> <p>55-50501-000</p> <p>2 FPM 138,00x1,90 2 FPM 140,00x3,80</p>	<p>51-05734-000</p> <p>52-05734-000</p>	<p>71-07634-000</p> <p>72-07634-000</p>



125,000									
OM 401.905-909 / 912-918 / 921-923 / 925-928	D	1972	1987	6 Cyl	9572cc	129-141kW	(175-192ps)		
OM 402.900	D			8 Cyl	12760cc	147-180kW	(188-245ps)		
OM 402.905 / 915-919 / 930-932 / 934	D	1970	1985	10 Cyl	15960cc	236kW	(320ps)		
OM 402.910 / 911 / 913 / 914 / 917 / 921 / 923 / 927 / 928	D			8 Cyl	12760cc	177kW	(240ps)		
OM 402.924-926	D	1972	1985	8 Cyl	12760cc	188kW	(256ps)		

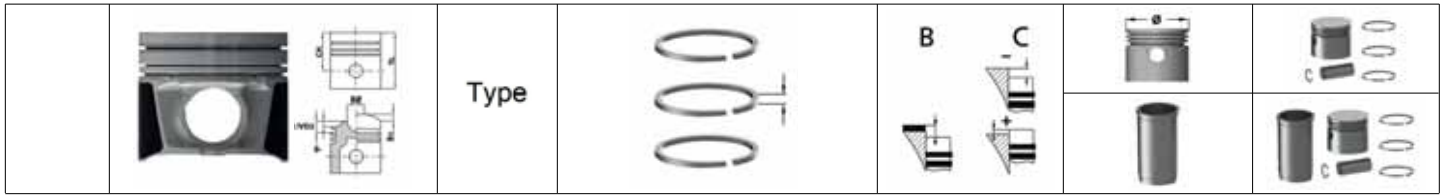
<p>11-01643-000 CH 87,250 B- 23,500 BØ 65,000 TL 137,250</p> <p> 46,00x97,00</p>	AP	<p>91-09643-000</p> <p>1 3,000 Mo 2 3,000 Mo 3 6,000 CR</p>	+0,07/+0,43	Ø 125,000	31-03643-000
<p>K=144,45 L=253,00 H+F=9,92+1,00 D=153,70</p>	WF-PH		O-Ring/Seal 55-50509-000 1 T 147,40x153,50x0,15 2 FPM 144,00x3,80 1 FPM 140,00x1,90	51-05616-000 52-05616-000	71-07002-000 72-07002-000
<p>K=139,95 L=253,00 H+F=9,92+1,00 D=151,95</p>	WF-PH			51-05617-000	71-07040-000
<p>K=139,95 L=253,00 H+F=10,07+0,90 D=151,95</p>	WF-PH		O-Ring/Seal 55-50501-000 2 FPM 138,00x1,90 2 FPM 140,00x3,80	51-05643-000 52-05643-000	71-07643-000 72-07643-000
<p>K=144,45 L=253,00 H+F=10,05+1,00 D=153,70</p>	WF-PH		O-Ring/Seal 55-50507-000 2 FPM 140,00x1,90 2 FPM 144,00x3,80	51-05644-000 52-05644-000	71-07041-000 72-07041-000
<p>K=139,95 L=253,00 H+F=10,07+0,90 D=151,95</p>	WF-CR			51-05680-000	71-07100-000
<p>K=139,95 L=253,00 H+F=10,07+0,90 D=151,95</p>	WF		O-Ring/Seal 55-50501-000 2 FPM 138,00x1,90 2 FPM 140,00x3,80	51-05734-000 52-05734-000	71-07635-000 72-07635-000



125,000

OM 407.900 / -000	D	1982	1989	6 Cyl	11040cc	kW	(ps)
OM 407.900 / 907 / 909-911	D	1973	1989	6 Cyl	11040cc	155kW	(210ps)
OM 407.905 / 908	D	1973	1986	6 Cyl	11040cc	132kW	(180ps)
OM 407.954 (AFS)	D	1973	1983	6 Cyl	11040cc	235kW	(320ps)
OM 407.954 (AFS)	D			6 Cyl	11040cc	235kW	(320ps)

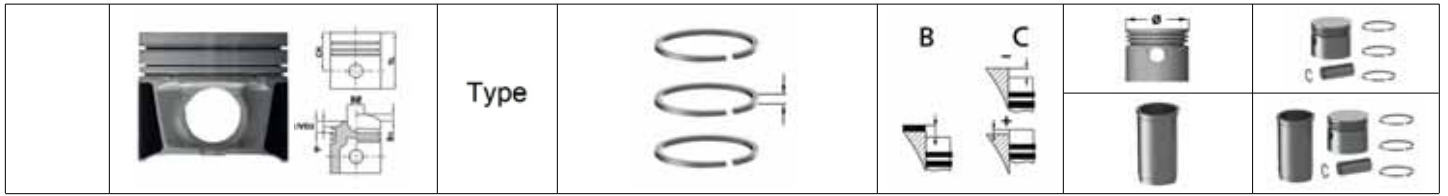
<p>11-01644-000 CH 87,250 B- 25,400 BØ 70,000 TL 137,250</p> <p>46,00x97,00</p>	AP	<p>91-09643-000</p> <p>1 3,000 Mo</p> <p>2 3,000 Mo</p> <p>3 6,000 CR</p>		Ø 125,000	31-03644-000
<p>K=139,95 L=265,00 H+F=10,07+1,00 D=151,95</p>	WF		<p>O-Ring/Seal</p> <p>55-50501-000</p> <p>2 FPM 138,00x1,90</p> <p>2 FPM 140,00x3,80</p>	<p>51-05646-000</p> <p>52-05646-000</p>	<p>71-07644-000</p> <p>72-07644-000</p>



125,000






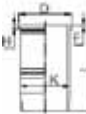

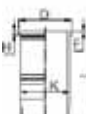
OM 401.901-504 Euro1	D	1992	6 Cyl	9572cc
OM 401.970 Euro1	D	1991	6 Cyl	9572cc
OM 401.972 / 979 / 981 / 986 / 987 / 993	D		6 Cyl	9572cc
OM 401.973 / 974 / 977 / 978 / 980 / 985 / 989 / 991	D		6 Cyl	9572cc
OM 401.975 / 976 / 984 / 990 / 994	D		6 Cyl	9572cc
OM 402.901 / -504 Euro1	D		8 Cyl	12760cc
OM 402.970-973 / 975 / 977 / 978 / 980-990 / 995 / 996	D		8 Cyl	12760cc
OM 402.974 Euro1	D		8 Cyl	12760cc
OM 402.976 Euro1	D		8 Cyl	12760cc

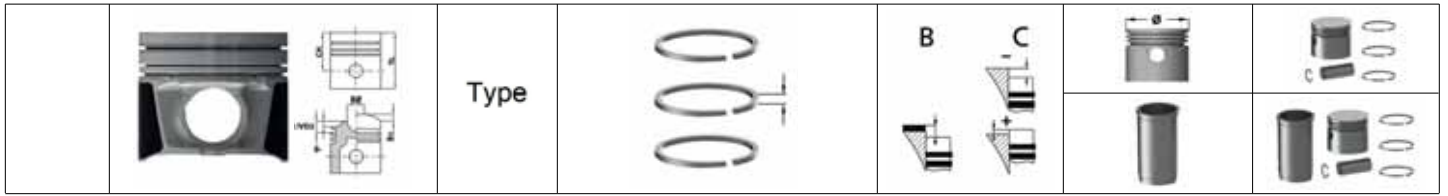
 11-01645-000 CH 87,350 B- 25,000 BØ 68,300 TL 133,350 46,00x102,00	AP HA	91-09645-000 1 3,000 Mo 2 3,000 CR 3 4,000 CrP	+0,07/+0,43	Ø 125,000	31-03645-000
 K=144,45 L=253,00 H+F=9,92+1,00 D=153,70	WF-PH		O-Ring/Seal 55-50509-000 1 T 147,40x153,50x0,15 2 FPM 144,00x3,80 1 FPM 140,00x1,90	51-05616-000 52-05616-000	71-07645-000 72-07645-000
 K=139,95 L=253,00 H+F=10,07+0,90 D=151,95	WF-PH		O-Ring/Seal 55-50501-000 2 FPM 138,00x1,90 2 FPM 140,00x3,80	51-05643-000 52-05643-000	71-07130-000 72-07130-000
 K=139,95 L=253,00 H+F=10,07+0,90 D=151,95	WF		O-Ring/Seal 55-50501-000 2 FPM 138,00x1,90 2 FPM 140,00x3,80	51-05734-000 52-05734-000	71-07636-000 72-07636-000



125,000

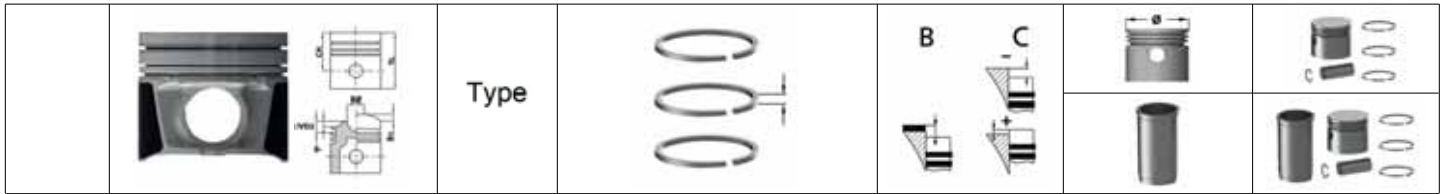
OM 401.901-504 Euro1	D	1992	6 Cyl	9572cc
OM 401.970 Euro1	D	1991	6 Cyl	9572cc
OM 401.972 / 979 / 981 / 986 / 987 / 993	D		6 Cyl	9572cc
OM 401.973 / 974 / 977 / 978 / 980 / 985 / 989 / 991	D		6 Cyl	9572cc
OM 401.975 / 976 / 984 / 990 / 994	D		6 Cyl	9572cc
OM 402.901 / -504 Euro1	D		8 Cyl	12760cc
OM 402.970-973 / 975 / 977 / 978 / 980-990 / 995 / 996	D		8 Cyl	12760cc
OM 402.974 Euro1	D		8 Cyl	12760cc
OM 402.976 Euro1	D		8 Cyl	12760cc

 11-02725-000 CH 87,350 B- 25,000 BØ 68,300 TL 133,350  46,00x102,00	AP	91-09645-000 1 3,000  Mo 2 3,000  CR 3 4,000  CrP		Ø 125,000	31-04725-000
 K=144,45 L=253,00 H+F=9,92+1,00 D=153,70	WF-PH		O-Ring/Seal 55-50509-000 1 T 147,40x153,50x0,15 2 FPM 144,00x3,80 1 FPM 140,00x1,90	51-05616-000 52-05616-000	71-08725-000 72-08725-000
 K=139,95 L=253,00 H+F=10,07+0,90 D=151,95	WF-PH		O-Ring/Seal 55-50501-000 2 FPM 138,00x1,90 2 FPM 140,00x3,80	51-05643-000 52-05643-000	71-08726-000 72-08726-000
 K=139,95 L=253,00 H+F=10,07+0,90 D=151,95	WF		O-Ring/Seal 55-50501-000 2 FPM 138,00x1,90 2 FPM 140,00x3,80	51-05734-000 52-05734-000	71-07637-000 72-07637-000








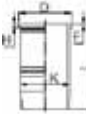
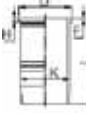
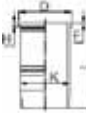
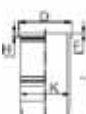
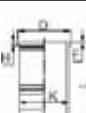
128,000		
OM 460.900 Euro3	D	6 Cyl 12816cc
OM 460.901 Euro3	D	6 Cyl 12816cc
OM 460.902 / 903 Euro3	D	6 Cyl 12816cc
OM 460.904 / 905 Euro3	D	6 Cyl 12816cc
OM 460.906 / 909 / 910 / 912 / 915 / 916 / 918 / 922Euro3	D	6 Cyl 12816cc
OM 460.907 Euro3	D	6 Cyl 12816cc
OM 460.908 Euro3	D	6 Cyl 12816cc
OM 460.911 / 913 / 914 / 917 / 919 / 921 / 923 / 925 / 929 / 931 Euro3	D	6 Cyl 12816cc

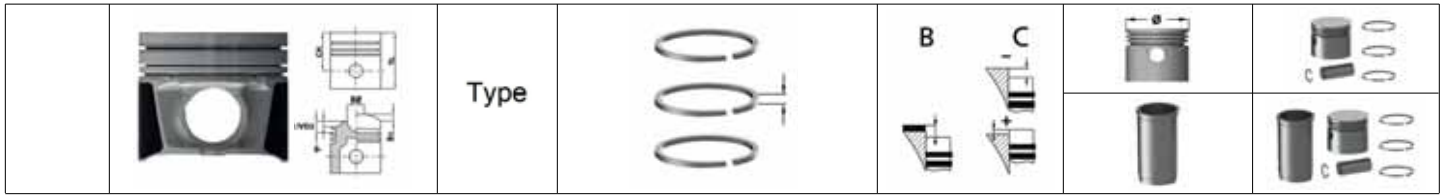
<p>11-01632-000 CH 79,550 B- 17,750 BØ 93,100 TL 126,550</p> <p>52,00x103,00</p>	<p>AP YS HA PDB</p>	<p>91-09719-000 1 3,000 CkP St 2 3,000 CrP 3 4,000 CkP</p>		<p>Ø 128,000</p>	<p>31-03632-000</p>
<p>K=144,50 L=266,00 H+F=10,12+1,10 D=155,50</p>	<p>WF-CR</p>		<p>O-Ring/Seal 55-50503-000 1 SM 146,00x155,00x0,15 2 FPM 144,00x154,00x7,00</p>	<p>51-05615-000 52-05615-000</p>	<p>71-08767-000 72-08767-000</p>
<p>K=144,50 L=266,00 H+F=10,12+1,10 D=155,50</p>	<p>WF</p>		<p>O-Ring/Seal 55-50503-000 1 SM 146,00x155,00x0,15 2 FPM 144,00x154,00x7,00</p>	<p>51-05628-000 52-05628-000</p>	<p>71-07652-000 72-07652-000</p>



128,000

OM 421.900-000 / 901-410 / 901-500 / 901-510	D	1979	6 Cyl	10965cc	kW	(ps)
OM 421.905-910 / 923 / 967	D	1979	6 Cyl	10965cc	159kW	(216ps)
OM 421.951	D	1985	1989	6 Cyl	10965cc	184kW (250ps)
OM 422.900 / -000 / -400 / -500	D		8 Cyl	14618cc	kW	(ps)
OM 422.905-923	D		8 Cyl	14618cc	184-206kW	(250-280ps)
OM 422.951 / 952 / 954 / 956	D	1979	8 Cyl	14618cc	243kW	(330ps)
OM 422.953 / 955	D	1980	8 Cyl	14618cc	276kW	(375ps)
OM 423.900 / -000 / -400 / -500	D		10 Cyl	18273cc	kW	(ps)
OM 423.905-909	D	1981	10 Cyl	18273cc	261kW	(355ps)
OM 423901-510 / 901	D		10 Cyl	18273cc	346kW	(470ps)
OM 424.900 / -000 / -400 / -500	D	1980	12 Cyl	21930cc	kW	(ps)
OM 481.902 / 904(TUR)	D		6 Cyl	10965cc	159kW	(216ps)
OM 481.912 / 930(TUR)	D	1980	6 Cyl	10965cc	206kW	(280ps)
OM 481.940 / 941(TUR)	D		6 Cyl	10965cc	269kW	(366ps)
OM 482.940 / 941(TUR)	D	1991	8 Cyl	14618cc	269kW	(366ps)
OM 493.900-001(AFS)	D		10 Cyl	18273cc	261kW	(355ps)

 11-01650-000 CH 81,350 B- 24,100 BØ 70,000 TL 126,350  46,00x99,00	AP	91-09704-000 1 3,000  Mo 2 3,000  MoP 3 4,000  CR	-0,07/+0,43	Ø 128,000	31-03650-000
 K=144,45 L=253,00 H+F=9,92+1,00 D=153,70	WF-PH		O-Ring/Seal 55-50509-000 1 T 147,40x153,50x0,15 2 FPM 144,00x3,80 1 FPM 140,00x1,90	51-05618-000 52-05618-000	71-07031-000 72-07031-000
 K=144,45 L=253,00 H+F=10,42+1,00 D=153,70	WF		O-Ring/Seal 55-50509-000 1 T 147,40x153,50x0,15 2 FPM 144,00x3,80 1 FPM 140,00x1,90	51-05619-000 52-05619-000	71-07042-000 72-07042-000
 K=144,45 L=253,00 H+F=10,06+1,00 D=153,70	WF-PH		O-Ring/Seal 55-50507-000 2 FPM 140,00x1,90 2 FPM 144,00x3,80	51-05650-000 52-05650-000	71-07650-000 72-07650-000
 K=144,45 L=253,00 H+F=10,06+1,00 D=153,70	WF-CR		O-Ring/Seal 55-50507-000 2 FPM 140,00x1,90 2 FPM 144,00x3,80	51-05652-000 52-05652-000	71-07032-000 72-07032-000
 K=144,45 L=253,00 H+F=10,06+1,00 D=153,70	WF		O-Ring/Seal 55-50507-000 2 FPM 140,00x1,90 2 FPM 144,00x3,80	51-05733-000 52-05733-000	71-08771-000 72-08771-000



128,000
 OM 457 Euro 4/Euro 5
 .948/950-954/957/959/961/964-969/973-974/976-977/980-981

<p>11-02681-000 CH 85,000 B- 17,700 BØ 87,000 TL 135,000</p> <p>52,00x103,00</p>	AP YS	<p>91-09719-000</p> 1 3,000 CkP St 2 3,000 CrP 3 4,000 CkP	+0,85/+0,71	Ø 128,000	31-04681-000
	PDB				







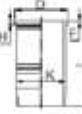
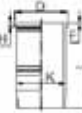

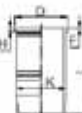
<p>K=144,50 L=266,00 H+F=10,12+1,10 D=155,50 X=6,50 (RING)</p>	WF	O-Ring/Seal 55-50504-000 1 SM 146,00x155,00x0,15 2 VI 144,50x154,00x7,00 1 VI 132,50 x137,00x3,90	51-05743-000 52-05743-000	71-07028-000 72-07028-000
--	----	--	------------------------------	------------------------------

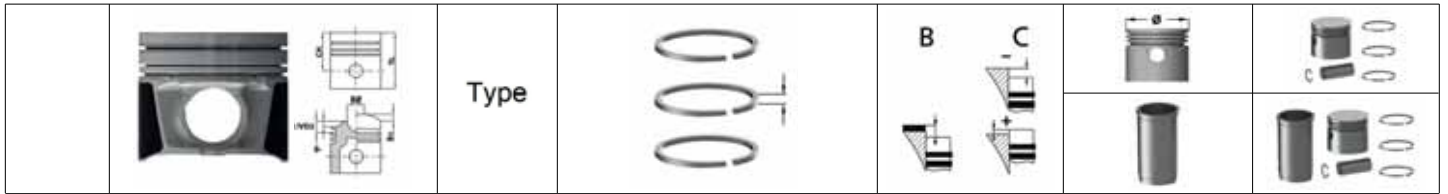
128,000
 Strok Boyu 0,20mm Kisa Piston / Stroke Length 0,20mm Shorter Piston

<p>11-02681-001 CH 84,800 B- 17,700 BØ 87,000 TL 134,800</p> <p>52,00x103,00</p>	AP YS	<p>91-09719-000</p> 1 3,000 CkP St 2 3,000 CrP 3 4,000 CkP	Ø 128,000	31-04681-001
	PDB CH -0,20 mm			



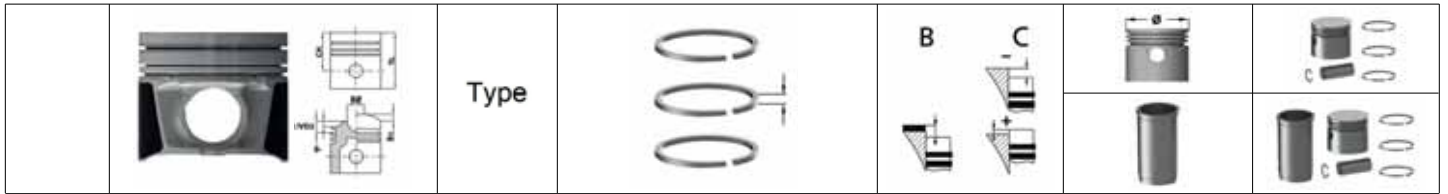
128,000	
OM 441.901 / 960-962 / 981-983 / 985	D
OM 442.941-946 / 950-953 / 957 / 959-960 / 962-966 / 968 / 971 / 972 / 974-976 / 980 / 982 / 983 / 989 / 991-994	
OM 443.901 / 901-500 / 940 / 980	D
OM 444.901 (OM 444LA)	D

 <p>11-02704-000 CH 81,350 B- 27,500 BØ 66,200 TL 126,350</p>  46,00x105,00	AP	91-09650-000 1 3,000  Mo 2 3,000  CR 3 4,000  CR		Ø 128,000 Ø 128,000	31-04704-000 31-04704-000
 <p>K=144,45 L=253,00 H+F=9,92+1,00 D=153,70</p>	WF-PH		O-Ring/Seal 55-50509-000 1 T 147,40x153,50x0,15 2 FPM 144,00x3,80 1 FPM 140,00x1,90	51-05618-000 52-05618-000	71-07023-000 72-07023-000
 <p>K=144,45 L=253,00 H+F=10,42+1,00 D=153,70</p>	WF		O-Ring/Seal 55-50509-000 1 T 147,40x153,50x0,15 2 FPM 144,00x3,80 1 FPM 140,00x1,90	51-05619-000 52-05619-000	71-07082-000 72-07082-000
 <p>K=144,45 L=253,00 H+F=10,06+1,00 D=153,70</p>	WF-PH		O-Ring/Seal 55-50507-000 2 FPM 140,00x1,90 2 FPM 144,00x3,80	51-05650-000 52-05650-000	71-08704-000 72-08704-000
 <p>K=144,45 L=253,00 H+F=10,06+1,00 D=153,70</p>	WF-CR		O-Ring/Seal 55-50507-000 2 FPM 140,00x1,90 2 FPM 144,00x3,80	51-05652-000 52-05652-000	71-07024-000 72-07024-000
 <p>K=144,45 L=253,00 H+F=10,06+1,00 D=153,70</p>	WF		O-Ring/Seal 55-50507-000 2 FPM 140,00x1,90 2 FPM 144,00x3,80	51-05733-000 52-05733-000	71-08773-000 72-08773-000



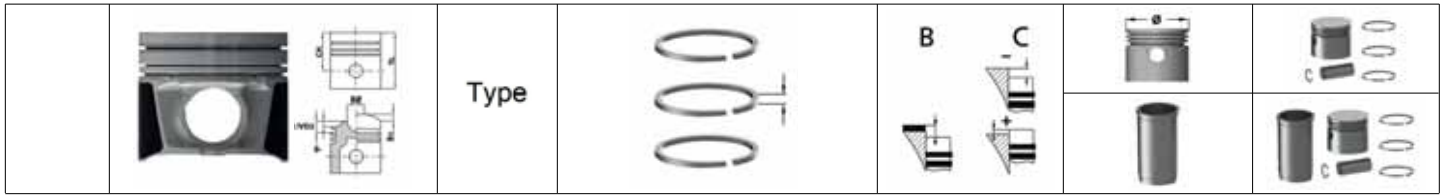
128,000	
OM 447.900 / 901 / 905-908 / 910-912	D 1985 6 Cyl 11970cc 150-184kW (204-250ps)
OM 466.900-005(AFS)	D 6 Cyl 11970cc 175kW (238ps)
OM 475.907 / 950 / 951 / 953 / 954 / 982	D 5 Cyl 9973cc 184-221kW (250-300ps)
OM 476.916 / 917 / 950 / 980-983	D 6 Cyl 11970cc 213-310kW (290-422ps)
OM 485.980(BRA)	D 5 Cyl 9973cc 221kW (300ps)

<p>11-02706-000 CH 90,000 B- 30,000 BØ 59,900 TL 140,000</p> <p>46,00x99,00</p>	<p>AP</p> <p>HA</p>	<p>91-09650-000</p> <p>1 3,000 Mo</p> <p>2 3,000 CR</p> <p>3 4,000 CR</p>		<p>Ø 128,000</p>	<p>31-04706-000</p>
<p>K=144,45 L=270,00 H+F=10,07+1,00 D=153,80</p>	<p>WF-PH</p>		<p>O-Ring/Seal 55-50508-000 2 FPM 138,00x2,10 2 FPM 144,00x4,00</p>	<p>51-05651-000 52-05651-000</p>	<p>71-08706-000 72-08706-000</p>
<p>K=144,50 L=270,00 H+F=9,92+1,00 D=153,80</p>	<p>WF-PH</p>		<p>O-Ring/Seal 55-50509-000 1 T 147,40x153,50x0,15 2 FPM 144,00x3,80 1 FPM 140,00x1,90</p>	<p>51-05657-000 52-05657-000</p>	<p>71-07022-000 72-07022-000</p>
<p>K=144,50 L=270,00 H+F=9,92+1,00 D=153,80</p>	<p>WF</p>		<p>O-Ring/Seal 55-50509-000 1 T 147,40x153,50x0,15 2 FPM 144,00x3,80 1 FPM 140,00x1,90</p>	<p>51-05737-000 52-05737-000</p>	<p>71-07638-000 72-07638-000</p>



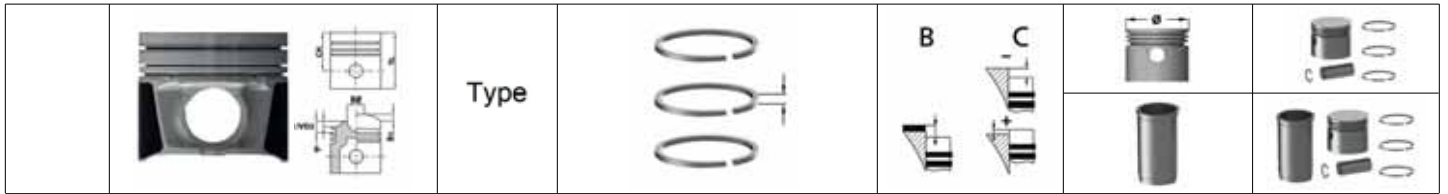
128,000	
OM 441.950 / 951 / 953 / 955	D 6 Cyl 10965cc 200-250kW (272-340ps)
OM 442.950-955 / 957 / 959-966 / 968 / 971 / 972 / 974-976 / 980 / 982 / 983 / 985 / 989 / 991-994	D 8 Cyl 14618cc 269-366kW (354-492ps)
OM 443.940 / 980	D 10 Cyl 18273cc 340-412kW (462-560ps)

<p>11-02709-000 CH 81,450 B- 27,500 BØ 66,500 TL 126,450</p> <p>46,00x105,00</p>	<p>AP YS HA</p> <p>91-09650-000 1 3,000 Mo 2 3,000 CR 3 4,000 CR</p>	+0,17/+0,53	Ø 128,000	31-04709-000
<p>K=144,45 L=253,00 H+F=9,92+1,00 D=153,70</p>	WF-PH		<p>O-Ring/Seal 55-50509-000 1 T 147,40x153,50x0,15 2 FPM 144,00x3,80 1 FPM 140,00x1,90</p>	<p>51-05618-000 52-05618-000</p> <p>71-08709-000 72-08709-000</p>
<p>K=144,45 L=253,00 H+F=10,42+1,00 D=153,70</p>	WF		<p>O-Ring/Seal 55-50509-000 1 T 147,40x153,50x0,15 2 FPM 144,00x3,80 1 FPM 140,00x1,90</p>	<p>51-05619-000 52-05619-000</p> <p>71-07095-000 72-07095-000</p>
<p>K=144,45 L=253,00 H+F=10,06+1,00 D=153,70</p>	WF-PH		<p>O-Ring/Seal 55-50507-000 2 FPM 140,00x1,90 2 FPM 144,00x3,80</p>	<p>51-05650-000 52-05650-000</p> <p>71-07011-000 72-07011-000</p>
<p>K=144,45 L=253,00 H+F=10,06+1,00 D=153,70</p>	WF-CR		<p>O-Ring/Seal 55-50507-000 2 FPM 140,00x1,90 2 FPM 144,00x3,80</p>	<p>51-05652-000 52-05652-000</p> <p>71-08745-000 72-08745-000</p>
<p>K=144,45 L=253,00 H+F=10,06+1,00 D=153,70</p>	WF		<p>O-Ring/Seal 55-50507-000 2 FPM 140,00x1,90 2 FPM 144,00x3,80</p>	<p>51-05733-000 52-05733-000</p> <p>71-08769-000 72-08769-000</p>



128,000									
OM 441.950 / 953 / 955	D	1987	1992	6 Cyl	10965cc	200kW	(272ps)		
OM 441.951 / 960-962 / 980-983 / 985-988	D			6 Cyl	10965cc	250kW	(340ps)		
OM 442.969-502(USA)	D			8 Cyl	14618cc	261kW	(350ps)		
OM 442.969-503(USA)	D			8 Cyl	14618cc	298kW	(400ps)		
OM 442A.901 / 941-946 / 950 / 952 / 954-968 / 971 / 972 / 976	D			8 Cyl	14618cc	269kW	(366ps)		
OM 442LA.951 / 953 / 980 / 982 / 983 / 985 / 989 / 992-994	D			8 Cyl	14618cc	320-362kW	(435-492ps)		
OM 443A.901 / 940 / 980	D			10 Cyl	18273cc	kW	(ps)		
OM 443LA.901 / 980	D			10 Cyl	18273cc	412kW	(560ps)		
OM 444A.901 / 444LA.901	D			12 Cyl	21920cc	kW	(ps)		
OM 462.900-410(AFS)	D			8 Cyl	14618cc	260kW	(354ps)		
OM 462.900-510 / -511(AFS)	D			8 Cyl	14618cc	320-329kW	(435-447ps)		

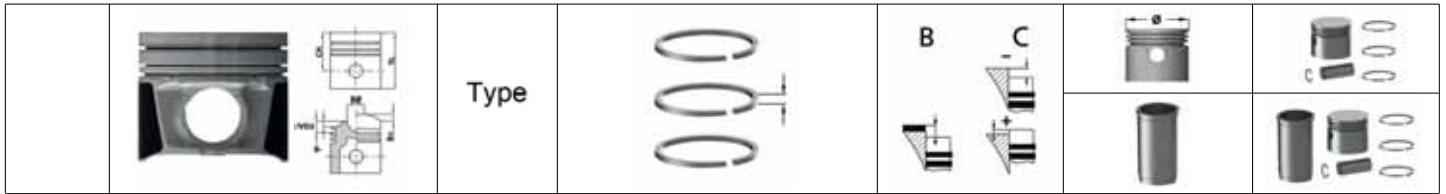
<p>11-02711-000 CH 81,350 B- 27,500 BØ 66,600 TL 126,350</p> <p>46,00x105,00</p>	<p>AP</p> <p>HA</p> <p>PDB</p>	<p>91-09650-000</p> <p>1 3,000 Mo</p> <p>2 3,000 CR</p> <p>3 4,000 CR</p>	<p>-0,10/+0,32</p>	<p>Ø 128,000</p>	<p>31-04711-000</p>
<p>K=144,45 L=253,00 H+F=9,92+1,00 D=153,70</p>	<p>WF-PH</p>		<p>O-Ring/Seal</p> <p>55-50509-000</p> <p>1 T 147,40x153,50x0,15 2 FPM 144,00x3,80 1 FPM 140,00x1,90</p>	<p>51-05618-000 52-05618-000</p>	<p>71-08711-000 72-08711-000</p>
<p>K=144,45 L=253,00 H+F=10,42+1,00 D=153,70</p>	<p>WF</p>		<p>O-Ring/Seal</p> <p>55-50509-000</p> <p>1 T 147,40x153,50x0,15 2 FPM 144,00x3,80 1 FPM 140,00x1,90</p>	<p>51-05619-000 52-05619-000</p>	<p>71-07096-000 72-07096-000</p>
<p>K=144,45 L=253,00 H+F=10,06+1,00 D=153,70</p>	<p>WF-PH</p>		<p>O-Ring/Seal</p> <p>55-50507-000</p> <p>2 FPM 140,00x1,90 2 FPM 144,00x3,80</p>	<p>51-05650-000 52-05650-000</p>	<p>71-07012-000 72-07012-000</p>
<p>K=144,45 L=253,00 H+F=10,06+1,00 D=153,70</p>	<p>WF-CR</p>		<p>O-Ring/Seal</p> <p>55-50507-000</p> <p>2 FPM 140,00x1,90 2 FPM 144,00x3,80</p>	<p>51-05652-000 52-05652-000</p>	<p>71-08712-000 72-08712-000</p>
<p>K=144,45 L=253,00 H+F=10,06+1,00 D=153,70</p>	<p>WF</p>		<p>O-Ring/Seal</p> <p>55-50507-000</p> <p>2 FPM 140,00x1,90 2 FPM 144,00x3,80</p>	<p>51-05733-000 52-05733-000</p>	<p>71-08770-000 72-08770-000</p>



128,000

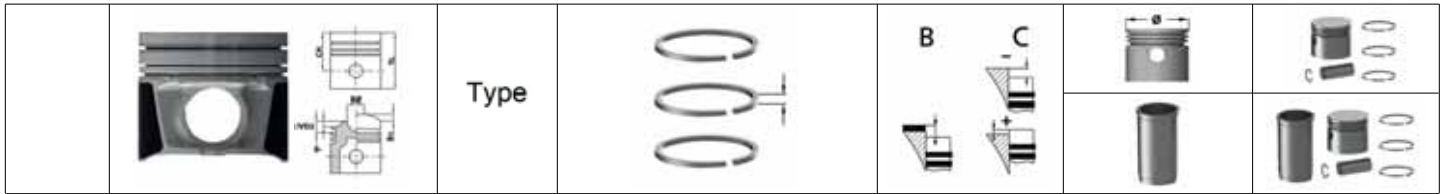
OM 440.940-942 / 945 Euro1	D	1991	1994	8 Cyl	14618cc	250kW	(340ps)
OM 440.978-986 / 991 Euro1	D	1990		8 Cyl	14618cc	320-370kW	(435-503ps)
OM 441.990 Euro1	D	1992	1995	6 Cyl	10965cc	250kW	(340ps)

<p>11-02713-000 CH 81,450 B- 24,500 BØ 66,600 TL 126,450</p> <p>46,00x105,00</p>	<p>AP</p> <p>HA</p>	<p>91-09650-000</p> <p>1 3,000 Mo</p> <p>2 3,000 CR</p> <p>3 4,000 CR</p>			<p>Ø 128,000</p>	<p>31-04713-000</p>
<p>K=144,45 L=253,00 H+F=9,92+1,00 D=153,70</p>	WF-PH			<p>O-Ring/Seal</p> <p>55-50509-000</p> <p>1 T 147,40x153,50x0,15</p> <p>2 FPM 144,00x3,80</p> <p>1 FPM 140,00x1,90</p>	<p>51-05618-000</p> <p>52-05618-000</p>	<p>71-08713-000</p> <p>72-08713-000</p>
<p>K=144,45 L=253,00 H+F=10,42+1,00 D=153,70</p>	WF			<p>O-Ring/Seal</p> <p>55-50509-000</p> <p>1 T 147,40x153,50x0,15</p> <p>2 FPM 144,00x3,80</p> <p>1 FPM 140,00x1,90</p>	<p>51-05619-000</p> <p>52-05619-000</p>	<p>71-08716-000</p> <p>72-08716-000</p>
<p>K=144,45 L=253,00 H+F=10,06+1,00 D=153,70</p>	WF-PH			<p>O-Ring/Seal</p> <p>55-50507-000</p> <p>2 FPM 140,00x1,90</p> <p>2 FPM 144,00x3,80</p>	<p>51-05650-000</p> <p>52-05650-000</p>	<p>71-07126-000</p> <p>72-07126-000</p>
<p>K=144,45 L=253,00 H+F=10,06+1,00 D=153,70</p>	WF-CR			<p>O-Ring/Seal</p> <p>55-50507-000</p> <p>2 FPM 140,00x1,90</p> <p>2 FPM 144,00x3,80</p>	<p>51-05652-000</p> <p>52-05652-000</p>	<p>71-08714-000</p> <p>72-08714-000</p>
<p>K=144,45 L=253,00 H+F=10,06+1,00 D=153,70</p>	WF			<p>O-Ring/Seal</p> <p>55-50507-000</p> <p>2 FPM 140,00x1,90</p> <p>2 FPM 144,00x3,80</p>	<p>51-05733-000</p> <p>52-05733-000</p>	<p>71-08774-000</p> <p>72-08774-000</p>






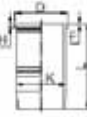




128,000							
OM 441.901 / 960-962 / 981-983 / 985	D	6 Cyl	10965cc	250kW	(340ps)		
OM 442.941-946 / 950-953 / 957 / 959-960 / 962-966 / 968 / 971 / 972 / 974-976 / 980 / 982 / 983 / 989 / 991-994	D	8 Cyl	14618cc	269-362kW	(354-492ps)		
OM 443.901 / 901-500 / 940 / 980	D	10 Cyl	18273cc	340-412kW	(462-560ps)		
OM 444.901 (OM 444LA)	D	12 Cyl	21920cc	kW	(ps)		






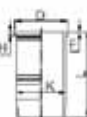
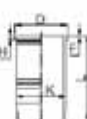
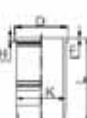
<p>11-02721-000 CH 81,350 B- 27,500 BØ 66,200 TL 126,350</p> <p>46,00x105,00</p>	<p>AP</p> <p>HA</p>	<p>91-09650-000</p> <p>1 3,000 Mo</p> <p>2 3,000 CR</p> <p>3 4,000 CR</p>		<p>Ø 128,000</p>	<p>31-04721-000</p>
<p>K=144,45 L=253,00 H+F=9,92+1,00 D=153,70</p>	WF-PH		<p>O-Ring/Seal</p> <p>55-50509-000</p> <p>1 T 147,40x153,50x0,15 2 FPM 144,00x3,80 1 FPM 140,00x1,90</p>	<p>51-05618-000 52-05618-000</p>	<p>71-08721-000 72-08721-000</p>
<p>K=144,45 L=253,00 H+F=10,42+1,00 D=153,70</p>	WF		<p>O-Ring/Seal</p> <p>55-50509-000</p> <p>1 T 147,40x153,50x0,15 2 FPM 144,00x3,80 1 FPM 140,00x1,90</p>	<p>51-05619-000 52-05619-000</p>	<p>71-08724-000 72-08724-000</p>
<p>K=144,45 L=253,00 H+F=10,06+1,00 D=153,70</p>	WF-PH		<p>O-Ring/Seal</p> <p>55-50507-000</p> <p>2 FPM 140,00x1,90 2 FPM 144,00x3,80</p>	<p>51-05650-000 52-05650-000</p>	<p>71-08702-000 72-08702-000</p>
<p>K=144,45 L=253,00 H+F=10,06+1,00 D=153,70</p>	WF-CR		<p>O-Ring/Seal</p> <p>55-50507-000</p> <p>2 FPM 140,00x1,90 2 FPM 144,00x3,80</p>	<p>51-05652-000 52-05652-000</p>	<p>71-08720-000 72-08720-000</p>
<p>K=144,45 L=253,00 H+F=10,06+1,00 D=153,70</p>	WF		<p>O-Ring/Seal</p> <p>55-50507-000</p> <p>2 FPM 140,00x1,90 2 FPM 144,00x3,80</p>	<p>51-05733-000 52-05733-000</p>	<p>71-08772-000 72-08772-000</p>



128,000						
OM 447.913 Euro1	D	1993	6 Cyl	11970cc	150-157kW	(204-214ps)
OM 447.914 Euro1	D	1993	6 Cyl	11970cc	150-157kW	(204-214ps)

 <p>11-02727-000 CH 90,000 B- 25,500 BØ 62,500 TL 140,000</p>  46,00x99,00	AP	<p>91-09650-000</p> <p>1 3,000  Mo</p> <p>2 3,000  CR</p> <p>3 4,000  CR</p>		Ø 128,000	31-04727-000
	HA				
 <p>K=144,45 L=270,00 H+F=10,07+1,00 D=153,80</p>	WF-PH		<p>O-Ring/Seal</p> <p>55-50508-000</p> <p>2 FPM 138,00x2,10</p> <p>2 FPM 144,00x4,00</p>	<p>51-05651-000</p> <p>52-05651-000</p>	<p>71-08731-000</p> <p>72-08731-000</p>
 <p>K=144,50 L=270,00 H+F=9,92+1,00 D=153,80</p>	WF-PH		<p>O-Ring/Seal</p> <p>55-50509-000</p> <p>1 T 147,40x153,50x0,15</p> <p>2 FPM 144,00x3,80</p> <p>1 FPM 140,00x1,90</p>	<p>51-05657-000</p> <p>52-05657-000</p>	<p>71-08727-000</p> <p>72-08727-000</p>
 <p>K=144,50 L=270,00 H+F=9,92+1,00 D=153,80</p>	WF		<p>O-Ring/Seal</p> <p>55-50509-000</p> <p>1 T 147,40x153,50x0,15</p> <p>2 FPM 144,00x3,80</p> <p>1 FPM 140,00x1,90</p>	<p>51-05737-000</p> <p>52-05737-000</p>	<p>71-07639-000</p> <p>72-07639-000</p>

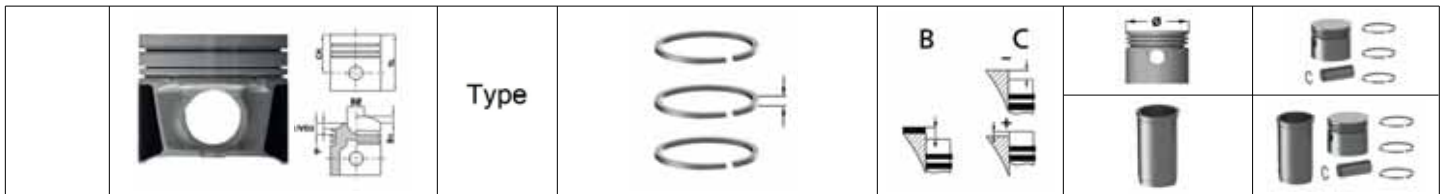
128,000						
OM 447.903-600 / 903-604 / 954-959 / 995	D	1991	6 Cyl	11970cc	184kW	(250ps)
OM 447.960(TUR) Euro1	D	1997	6 Cyl	11970cc	184kW	(250ps)
OM 447HLA.903-704 / 903-705 / 947TUR / 960TUR / 980-987	D	1991	6 Cyl	11970cc	184-220kW	(250-300ps)

 <p>11-02728-000 CH 90,000 B- 24,000 BØ 75,000 TL 140,000</p>  46,00x105,00	AP	<p>91-09650-000</p> <p>1 3,000  Mo</p> <p>2 3,000  CR</p> <p>3 4,000  CR</p>		Ø 128,000	31-04728-000
	HA				
 <p>K=144,45 L=270,00 H+F=10,07+1,00 D=153,80</p>	WF-PH		<p>O-Ring/Seal</p> <p>55-50508-000</p> <p>2 FPM 138,00x2,10</p> <p>2 FPM 144,00x4,00</p>	<p>51-05651-000</p> <p>52-05651-000</p>	<p>71-08733-000</p> <p>72-08733-000</p>
 <p>K=144,50 L=270,00 H+F=9,92+1,00 D=153,80</p>	WF-PH		<p>O-Ring/Seal</p> <p>55-50509-000</p> <p>1 T 147,40x153,50x0,15</p> <p>2 FPM 144,00x3,80</p> <p>1 FPM 140,00x1,90</p>	<p>51-05657-000</p> <p>52-05657-000</p>	<p>71-08728-000</p> <p>72-08728-000</p>
 <p>K=144,50 L=270,00 H+F=9,92+1,00 D=153,80</p>	WF		<p>O-Ring/Seal</p> <p>55-50509-000</p> <p>1 T 147,40x153,50x0,15</p> <p>2 FPM 144,00x3,80</p> <p>1 FPM 140,00x1,90</p>	<p>51-05737-000</p> <p>52-05737-000</p>	<p>71-07640-000</p> <p>72-07640-000</p>












128,000						
OM 440.940-942 / 945 Euro1	D	8 Cyl	14618cc	250kW	(340ps)	
OM 440.978-986 / 991 Euro1	D	8 Cyl	14618cc	320kW	(435ps)	
OM 441.990 Euro1	D	6 Cyl	10965cc	250kW	(340ps)	

<p>11-02731-000 CH 81,450 B- 24,500 BØ 66,600 TL 126,450</p> <p> 46,00x105,00</p>	AP	<p>91-09650-000</p> <p>1 3,000 Mo 2 3,000 CR 3 4,000 CR</p>			Ø 128,000	31-04731-000
<p>K=144,45 L=253,00 H+F=9,92+1,00 D=153,70</p>	WF-PH			O-Ring/Seal 55-50509-000 1 T 147,40x153,50x0,15 2 FPM 144,00x3,80 1 FPM 140,00x1,90	51-05618-000 52-05618-000	71-08739-000 72-08739-000
<p>K=144,45 L=253,00 H+F=10,42+1,00 D=153,70</p>	WF			O-Ring/Seal 55-50509-000 1 T 147,40x153,50x0,15 2 FPM 144,00x3,80 1 FPM 140,00x1,90	51-05619-000 52-05619-000	71-07141-000 72-07141-000
<p>K=144,45 L=253,00 H+F=10,06+1,00 D=153,70</p>	WF-PH			O-Ring/Seal 55-50507-000 2 FPM 140,00x1,90 2 FPM 144,00x3,80	51-05650-000 52-05650-000	71-08740-000 72-08740-000
<p>K=144,45 L=253,00 H+F=10,06+1,00 D=153,70</p>	WF-CR			O-Ring/Seal 55-50507-000 2 FPM 140,00x1,90 2 FPM 144,00x3,80	51-05652-000 52-05652-000	71-08743-000 72-08743-000
<p>K=144,45 L=253,00 H+F=10,06+1,00 D=153,70</p>	WF			O-Ring/Seal 55-50507-000 2 FPM 140,00x1,90 2 FPM 144,00x3,80	51-05733-000 52-05733-000	71-08776-000 72-08776-000



128,000						
OM 441.901-400	D	6 Cyl	10965cc	kW	(ps)	
OM 441.901-500 / 901-505 / 901-507 / 901-520 / 901-530	D 1995	6 Cyl	10965cc	250kW	(340ps)	
OM 442.901-507 / 901-508 / 901-520 Euro2	D	8 Cyl	14618cc	kW	(ps)	
OM 445.920-927 / 929-931 / 933-941 Euro2	D 1994	6 Cyl	10965cc	180-250kW	(245-340ps)	
OM 446.920 / 922-936 / 938-943 / 945-946 / 948 Euro2	D 1994	8 Cyl	14618cc	280-390kW	(381-530ps)	






<p>11-02733-000 CH 81,450 B- 24,000 BØ 72,500 TL 126,450</p> <p>46,00x105,00</p>	AP YS	<p>91-09650-000</p> <p>1 3,000 Mo 2 3,000 CR 3 4,000 CR</p>	-0,07/+0,43	Ø 128,000	31-04733-000
<p>K=144,45 L=253,00 H+F=9,92+1,00 D=153,70</p>	WF-PH		O-Ring/Seal 55-50509-000 1 T 147,40x153,50x0,15 2 FPM 144,00x3,80 1 FPM 140,00x1,90	51-05618-000 52-05618-000	71-08734-000 72-08734-000
<p>K=144,45 L=253,00 H+F=10,42+1,00 D=153,70</p>	WF		O-Ring/Seal 55-50509-000 1 T 147,40x153,50x0,15 2 FPM 144,00x3,80 1 FPM 140,00x1,90	51-05619-000 52-05619-000	71-08736-000 72-08736-000
<p>K=144,45 L=253,00 H+F=10,06+1,00 D=153,70</p>	WF-PH		O-Ring/Seal 55-50507-000 2 FPM 140,00x1,90 2 FPM 144,00x3,80	51-05650-000 52-05650-000	71-08735-000 72-08735-000
<p>K=144,45 L=253,00 H+F=10,06+1,00 D=153,70</p>	WF-CR		O-Ring/Seal 55-50507-000 2 FPM 140,00x1,90 2 FPM 144,00x3,80	51-05652-000 52-05652-000	71-08738-000 72-08738-000
<p>K=144,45 L=253,00 H+F=10,06+1,00 D=153,70</p>	WF		O-Ring/Seal 55-50507-000 2 FPM 140,00x1,90 2 FPM 144,00x3,80	51-05733-000 52-05733-000	71-08775-000 72-08775-000

	Type		B  C 		
					

128,000

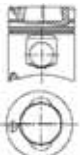




2711 in burçsuz ve hücresi düz olani / piston version 2711 without pin boss
bushing and plane cylindrical combustion chamber

Cyl cc

	11-02736-000 CH 81,350 B- 26,000 BØ 66,600 TL 126,350	AP HA	91-09650-000 1 3,000  Mo 2 3,000  CR 3 4,000  CR		Ø 128,000	31-04736-000
	46,00x105,00					

128,000






OM 447LA BRAZIL	D	1995				
OM 449A BRAZIL	D					
OM 475.950-954BRAZIL	D					
OM 475.982 / 992BRAZIL	D					
OM 476.980-981 / 983BRAZIL	D					

	11-02744-000 CH 89,950 B- 26,500 BØ 62,500 TL 140,000	AP HA	91-09650-000 1 3,000  Mo 2 3,000  CR 3 4,000  CR		Ø 128,000	31-04744-000
	46,00x105,00					





	K=144,50 L=270,00 H+F=9,92+1,00 D=153,80	WF-PH		O-Ring/Seal 55-50509-000 1 T 147,40x153,50x0,15 2 FPM 144,00x3,80 1 FPM 140,00x1,90	51-05657-000 52-05657-000	71-08754-000 72-08754-000
--	---	-------	--	--	--	--

128,000

OM 449LA BRA	D	1995	6 Cyl	11970cc	264kW	(360ps)
OM 475.985-986 / 989 / 991 / 994 / 997-998(AFS / LAM) Euro1	D		5 Cyl	9973cc	184-224kW	(250-305ps)
OM 476.977(BRA) Euro2	D	1995	6 Cyl	11970cc	264kW	(360ps)
OM 476.979LA BRAZIL Euro2	D		6 Cyl	11970cc	264kW	(360ps)
OM 476.985(BRA) Euro1	D	1995	6 Cyl	11970cc	261kW	(355ps)
OM 489.960-961(TUR) Euro1	D	1995	5 Cyl	9973cc	155kW	(211ps)






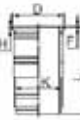
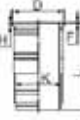

	11-02745-000 CH 89,950 B- 24,000 BØ 77,000 TL 140,000	AP HA	91-09650-000 1 3,000  Mo 2 3,000  CR 3 4,000  CR		Ø 128,000	31-04745-000
	46,00x105,00					

	K=144,45 L=270,00 H+F=10,07+1,00 D=153,80	WF-PH		O-Ring/Seal 55-50508-000 2 FPM 138,00x2,10 2 FPM 144,00x4,00	51-05651-000 52-05651-000	71-08751-000 72-08751-000
--	--	-------	--	--	--	--

	Type			
---	------	---	--	---






128,000

OM 457 Euro2-3 / OM 457 LA Euro2-3 / OM 458 Euro2-3 D 1995 6 Cyl 11970cc 250kW (340ps)

	11-02747-000 CH 90,050 B- 15,850 BØ 93,000 TL 140,050  52,00x103,00	AP YS Old version 2719 000	91-09719-000 1 3,000  CkP St 2 3,000  CrP 3 4,000  CkP		Ø 128,000	31-04747-000
	K=144,50 L=266,00 H+F=10,12+1,10 D=155,50	WF-CR		O-Ring/Seal 55-50503-000 1 SM 146,00x155,00x0,15 2 FPM 144,00x154,00x7,00	51-05615-000 52-05615-000	71-08766-000 72-08766-000
	K=144,50 L=266,00 H+F=10,12+1,10 D=155,50	WF		O-Ring/Seal 55-50503-000 1 SM 146,00x155,00x0,15 2 FPM 144,00x154,00x7,00	51-05628-000 52-05628-000	71-08756-000 72-08756-000
	K=144,50 L=266,00 H+F=10,12+1,10 D=155,50 X=6,50 (RING)	WF		O-Ring/Seal 55-50504-000 1 SM 146,00x155,00x0,15 2 VI 144,50x154,00x7,00 1 VI 132,50 x137,00x3,90	51-05743-000 52-05743-000	71-08764-000 72-08764-000






128,000

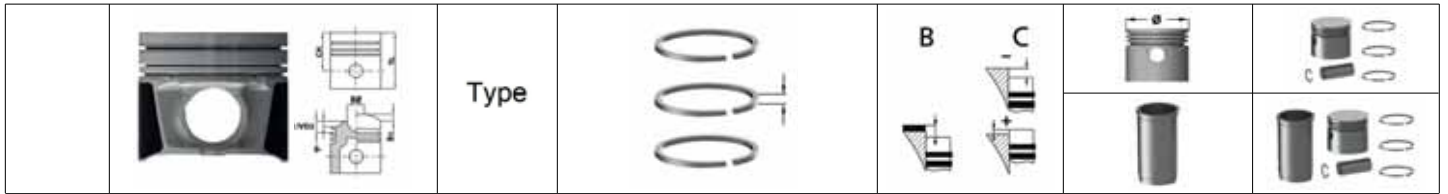
Strok Boyu 0,20mm Kisa Piston / Stroke Length 0,20mm Shorter Piston D 1995 6 Cyl 11970cc 250kW (340ps)

	11-02747-001 CH 89,750 B- 15,850 BØ 93,000 TL 140,050  52,00x103,00	AP YS CH -0.30 mm	91-09719-000 1 3,000  CkP St 2 3,000  CrP 3 4,000  CkP		Ø 128,000	31-04747-001
--	--	-----------------------------	---	--	-----------	---------------------

128,000

OM 457 Euro2/3 D 1997 6 Cyl 11970cc 185-315kW (252-428ps)

	11-02748-000 CH 90,050 B- 18,000 BØ 89,500 TL 140,050  52,00x103,00	AP YS	91-09719-000 1 3,000  CkP St 2 3,000  CrP 3 4,000  CkP		Ø 128,000	31-04748-000
--	--	----------	---	--	-----------	---------------------

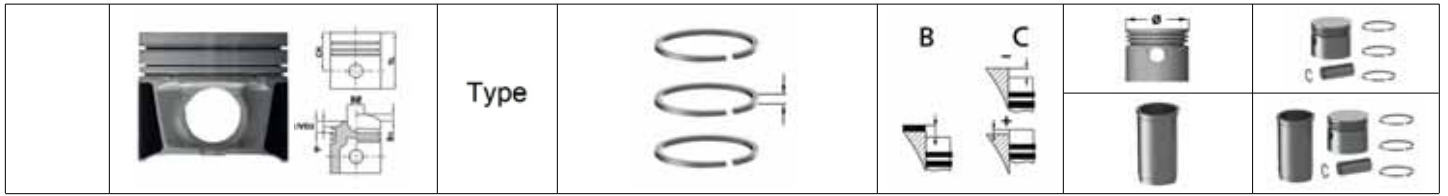


128,000						
OM 457.936 Euro2		D		6 Cyl	11970cc	300kW (408ps)
OM 457.939 Euro2		D 1998		6 Cyl	11970cc	260kW (354ps)
OM 457.942 Euro2		D 1997		6 Cyl	11970cc	185-260kW (252-354ps)
OM 457.944 Euro2		D 1999		6 Cyl	11970cc	260-310kW (354-421ps)
OM 457LA Euro2		D		6 Cyl	11970cc	250kW (340ps)

<p>11-02751-000 CH 90,050 B- 18,000 BØ 89,500 TL 140,050</p> <p>52,00x103,00</p>	<p>AP YS</p>	<p>91-09719-000 1 3,000 CrP St 2 3,000 CrP 3 4,000 CrP</p>		<p>Ø 128,000</p>	<p>31-04751-000</p>
<p>K=144,50 L=266,00 H+F=10,12+1,10 D=155,50</p>	WF-CR		<p>O-Ring/Seal 55-50503-000 1 SM 146,00x155,00x0,15 2 FPM 144,00x154,00x7,00</p>	<p>51-05615-000 52-05615-000</p>	<p>71-08755-000 72-08755-000</p>
<p>K=144,50 L=266,00 H+F=10,12+1,10 D=155,50</p>	WF		<p>O-Ring/Seal 55-50503-000 1 SM 146,00x155,00x0,15 2 FPM 144,00x154,00x7,00</p>	<p>51-05628-000 52-05628-000</p>	<p>71-08765-000 72-08765-000</p>

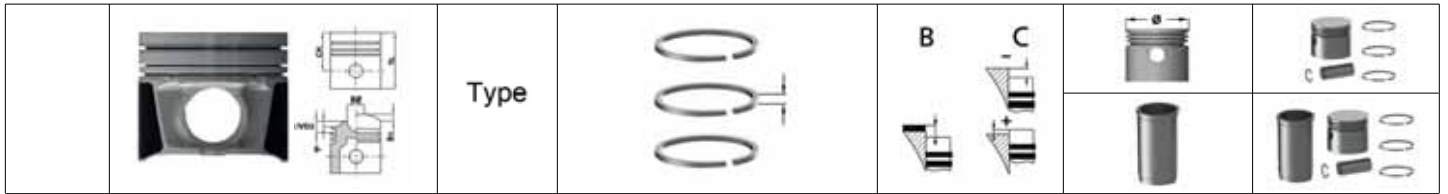
128,000						
OM 441LA Euro1980 / 986 / 989 / 993		D 1991	1996	6 Cyl	10960cc	249kW (340ps)
OM 442A900 / 941 / 946 / 950 / 952 / 954 / 968		D 1991		8 Cyl	14618cc	269kW (366ps)
OM 443A901		D		10 Cyl	18270cc	kW (ps)

<p>11-02757-000 CH 81,300 B- 24,350 BØ 66,600 TL 126,350</p> <p>46,00x105,00</p>	<p>AP HA</p>	<p>91-09650-000 1 3,000 Mo 2 3,000 CR 3 4,000 CR</p>	<p>-0,03/+0,33</p>	<p>Ø 128,000</p>	<p>31-04757-000</p>
<p>K=144,45 L=253,00 H+F=10,06+1,00 D=153,70</p>	WF-CR		<p>O-Ring/Seal 55-50507-000 2 FPM 140,00x1,90 2 FPM 144,00x3,80</p>	<p>51-05652-000 52-05652-000</p>	<p>71-08762-000 72-08762-000</p>



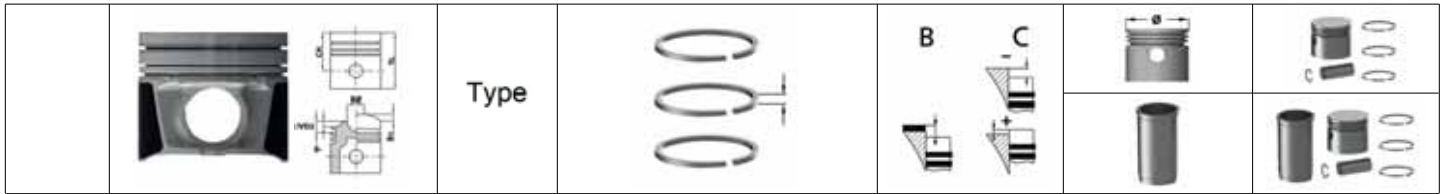
128,000
 OM 442LA.901 / 953 / 955 / 959 D 1980 8 Cyl 14618cc 184-390kW (250-530ps)

	<p>11-02764-000 CH 81,350 B- 26,040 BØ 65,440 TL 126,350</p> <p>46,00x105,00</p>	<p>AP HA PDB</p>	<p>91-09650-000 1 3,000 Mo 2 3,000 CR 3 4,000 CR</p>		<p>Ø 128,000</p>	<p>31-04764-000</p>
	<p>K=144,45 L=253,00 H+F=9,92+1,00 D=153,70</p>	<p>WF-PH</p>		<p>O-Ring/Seal 55-50509-000 1 T 147,40x153,50x0,15 2 FPM 144,00x3,80 1 FPM 140,00x1,90</p>	<p>51-05618-000 52-05618-000</p>	<p>71-08825-000 72-08825-000</p>
	<p>K=144,45 L=253,00 H+F=10,06+1,00 D=153,70</p>	<p>WF-PH</p>		<p>O-Ring/Seal 55-50507-000 2 FPM 140,00x1,90 2 FPM 144,00x3,80</p>	<p>51-05650-000 52-05650-000</p>	<p>71-08831-000 72-08831-000</p>
	<p>K=144,45 L=253,00 H+F=10,06+1,00 D=153,70</p>	<p>WF</p>		<p>O-Ring/Seal 55-50507-000 2 FPM 140,00x1,90 2 FPM 144,00x3,80</p>	<p>51-05733-000 52-05733-000</p>	<p>71-08779-000 72-08779-000</p>

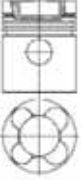












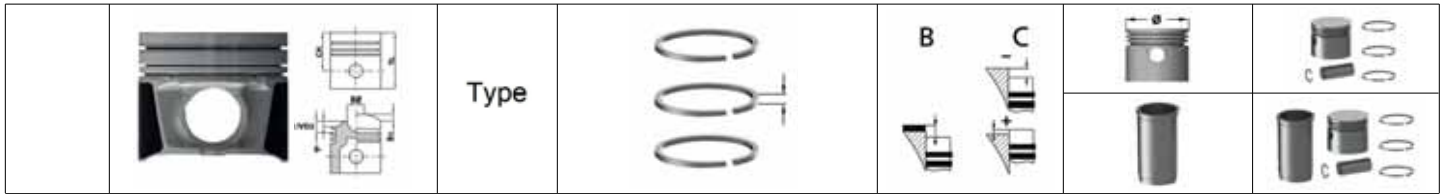
128,000							
OM 335.910 / 930 / 932	D	1969	6 Cyl	11581cc	154-176kW	(210-240ps)	
OM 345.910 / 912 / 914(001-005) / 932-933 / 936-937	D	1974	6 Cyl	11581cc	103-177kW	(140-240ps)	
OM 345.915 / 919 / 919(001-002) / 941-942 / 945-947 / 949 / 972-973 / 975	D	1976	6 Cyl	11581cc	114-150kW	(155-204ps)	
OM 347.915 / 942-943	D	1985	5 Cyl	9651cc	141-147kW	(192-200ps)	
OM 355.910-916 / 918 / 960-964 / 966-967 / 970 / 972-975 / 975(005-006) / 976 / 976(001-004) / 978-984	D	1967	6 Cyl	11581cc	136-191kW	(185-260ps)	
OM 355II.Serie	D	1969	5 Cyl	9651cc	kW	(ps)	

<p>11-02901-000 CH 90,260 VD1 1,100 B- 27,000 BØ 70,000 TL 161,260</p> <p>48,00x108,00</p>	AP	<p>91-09911-000</p> <p>1 3,500 MoP 2 3,500 P 3 3,500 P 4 6,500 CrP</p>	+0,09/+0,30	<p>Ø 128,000</p> <p>Ø 128,500</p> <p>Ø 129,000</p> <p>Ø 129,500</p>	<p>31-04901-000</p> <p>31-04901-050</p> <p>31-04901-100</p> <p>31-04901-150</p>
<p>K=133,49 L=287,50 H=5,55 D=137,45</p>	DF			51-35631-000	71-08901-000
<p>K=133,55 L=287,50 H=5,55 D=137,42</p>	DS			51-65648-000	
<p>K=134,05 L=287,50 H=6,00 D=137,92</p>	DS +0,50			51-65648-050	
<p>K=134,50 L=287,50 H=6,00 D=138,42</p>	DS +1,00			51-65648-100	
<p>K=135,05 L=287,50 H=6,00 D=138,92</p>	DS +1,50			51-65648-150	



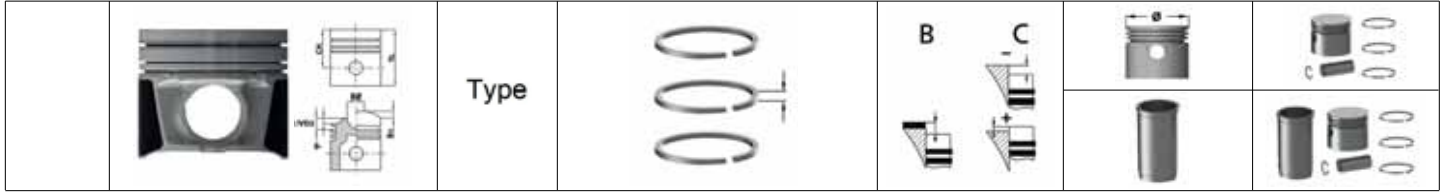
128,000						
OM 345.913-960	D	1975	6 Cyl	11581cc	210kW	(285ps)
OM 345.913-960(BRA)	D	1975	6 Cyl	11581cc	210kW	(285ps)
OM 355.968-969 / 977	D	1974	6 Cyl	11581cc	191-207kW	(260-280ps)

 <p>11-02911-000 CH 90,260 VD1 2,000 B- 28,500 BØ 70,000 TL 161,260</p>  48,00x108,00	AP	<p>91-09911-000</p> <p>1 3,500  MoP 2 3,500  P 3 3,500  P 4 6,500  CrP</p>	-0,10/+0,22	<p>Ø 128,000</p> <p>Ø 128,500</p> <p>Ø 129,000</p> <p>Ø 129,500</p>	<p>31-04911-000</p> <p>31-04911-050</p> <p>31-04911-100</p> <p>31-04911-150</p>
 <p>K=133,49 L=287,50 H=5,55 D=137,45</p>	DF			51-35631-000	71-08911-000
 <p>K=133,55 L=287,50 H=5,55 D=137,42</p>	DS			51-65648-000	
 <p>K=134,05 L=287,50 H=6,00 D=137,92</p>	DS +0,50			51-65648-050	
 <p>K=134,50 L=287,50 H=6,00 D=138,42</p>	DS +1,00			51-65648-100	
 <p>K=135,05 L=287,50 H=6,00 D=138,92</p>	DS +1,50			51-65648-150	



128,000	
OM 421.901 / -400 / -410 / 951	D 1984 6 Cyl 10965cc 184kW (250ps)
OM 421.901 / -500-510	D 1984 6 Cyl 10965cc kW (ps)
OM 422.901-400-410 / 951-952 / 954 / 956-958 / 963	D 1979 1991 8 Cyl 14618cc 206-243kW (280-330ps)
OM 422.901-500 / 953 / 955 / 959	D 1980 8 Cyl 14618cc 276kW (375ps)
OM 423.901 / -400 / -500	D 1984 10 Cyl 18273cc 346kW (470ps)
OM 423.901-510 / 950	D 1984 1994 10 Cyl 18273cc 346-368kW (470-500ps)
OM 424.901 / -500 / -510	D 1980 12 Cyl 21930cc 441kW (600ps)
OM 424.901-400	D 1980 12 Cyl 21930cc kW (ps)
OM 492.900 / -405 / -406 / -409 / -411	D 1984 8 Cyl 14618cc 221-243kW (300-330ps)
OM 492.900-501	D 1984 8 Cyl 14618cc 276kW (375ps)
OM 493.900-501	D 1984 10 Cyl 18273cc 368kW (500ps)

<p>11-02919-000 CH 81,350 B- 25,400 BØ 70,000 TL 126,350</p> <p>46,00x105,00</p>	AP	<p>91-09650-000</p> <p>1 3,000 Mo 2 3,000 CR 3 4,000 CR</p>	-0,07/+0,43	Ø 128,000	31-04919-000
<p>K=144,45 L=253,00 H+F=9,92+1,00 D=153,70</p>	WF-PH		O-Ring/Seal 55-50509-000 1 T 147,40x153,50x0,15 2 FPM 144,00x3,80 1 FPM 140,00x1,90	51-05618-000 52-05618-000	71-07029-000 72-07029-000
<p>K=144,45 L=253,00 H+F=10,42+1,00 D=153,70</p>	WF		O-Ring/Seal 55-50509-000 1 T 147,40x153,50x0,15 2 FPM 144,00x3,80 1 FPM 140,00x1,90	51-05619-000 52-05619-000	71-07043-000 72-07043-000
<p>K=144,45 L=253,00 H+F=10,06+1,00 D=153,70</p>	WF-PH		O-Ring/Seal 55-50507-000 2 FPM 140,00x1,90 2 FPM 144,00x3,80	51-05650-000 52-05650-000	71-08919-000 72-08919-000
<p>K=144,45 L=253,00 H+F=10,06+1,00 D=153,70</p>	WF-CR		O-Ring/Seal 55-50507-000 2 FPM 140,00x1,90 2 FPM 144,00x3,80	51-05652-000 52-05652-000	71-07147-000 72-07147-000
<p>K=144,45 L=253,00 H+F=10,06+1,00 D=153,70</p>	WF		O-Ring/Seal 55-50507-000 2 FPM 140,00x1,90 2 FPM 144,00x3,80	51-05733-000 52-05733-000	71-08780-000 72-08780-000
<p>K=144,45 L=253,00 H+F=10,06+1,00 D=153,70</p>	WF-CR		O-Ring/Seal 55-50507-000 2 FPM 140,00x1,90 2 FPM 144,00x3,80	51-05652-000 52-05652-000	71-07631-000 72-07631-000



130,000

OM 501 LA EURO3	D	2003	6 Cyl	11950cc	230-350kW	(313-476ps)
OM 502 LA EURO3	D	2003	8 Cyl	15928cc	350-440kW	(476-598ps)
OM 521.940 Euro 2 / Euro 3	D		6 Cyl	11946cc	315kW	(428ps)
OM 521.950 / 951 Euro 2	D		6 Cyl	11946cc	260-335kW	(354-456ps)
OM 522.940-943 / 950 Euro2	D		8 Cyl	15928cc	420kW	(570ps)
OM 541 Euro 2/3 .940 - 948 / 950 - 952	D	1996	6 Cyl	11946cc	230-355kW	(313-483ps)
OM 541.920 - 928 / 949 Euro 2	D	1996	6 Cyl	11946cc	230kW	(331ps)
OM 542 Euro 2 .920 - 926 / 956 - 957	D	1996	8 Cyl	15928cc	350kW	(476ps)
OM 542 Euro 2/3 .940 - 945 / 947 - 948	D	1995	8 Cyl	15928cc	320-425kW	(435-587ps)
OM 941 Euro 2/3 .900 / 910 / 920 - 921 / 929 - 930 / 940 / 960 / 970 / 980 - 981 / 990	D	1996	6 Cyl	11946cc	230-315kW	(313-428ps)
OM 942 Euro 2/3 .900 / 910 - 912 / 925 / 930 / 960 / 967 / 970 / 980 / 990	D	1996	8 Cyl	15928cc	300-448kW	(408-609ps)

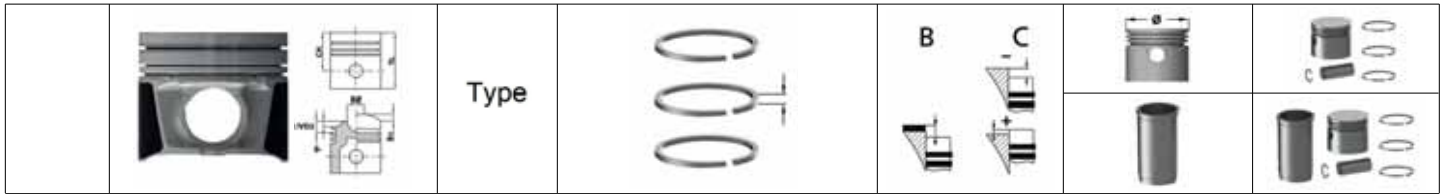
<p>11-02677-000 CH 78,550 B- 16,200 BØ 92,800 TL 119,500</p> <p>52,00x103,00</p>	AP YS	<p>91-09710-000</p> <p>1 3,000 CR</p> <p>2 3,000 CR</p> <p>3 4,000 CR</p>	+0,27/+0,61	Ø 130,000	31-04677-000
	PDB				
Ihc/Case ve Mercedes-Benz ile Ortak Motor					

<p>K=150,00 L=258,00 H+F=10,10+1,00 D=164,00</p>	WF	<p>O-Ring/Seal</p> <p>55-50510-000</p> <p>1 SM 153,30x163,50x0,15 2 FPM 149,00x158,60x7,00</p>	<p>51-05684-000</p> <p>52-05684-000</p>	<p>71-07026-000</p> <p>72-07026-000</p>
--	----	---	---	---

130,000

OM 541 Euro 4/5 (BlueTec).953 / 959 / 970 - 981 / 990 - 992 / 994 / 996 - 999	D	2005	6 Cyl	11946cc	235-350kW	(320-476ps)
OM 542 Euro 4/5 (BluTec) .960 - 966 / 970 - 973	D	2005	8 Cyl	15928cc	350-448kW	(476-609ps)
OM 942.993	D		8 Cyl	15928cc	376-480kW	(510-653ps)

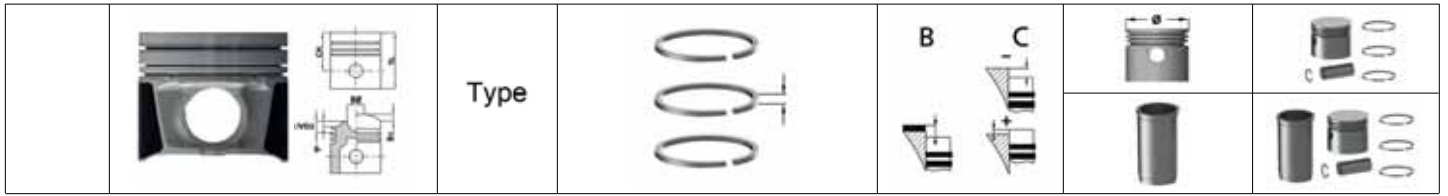
<p>11-02680-000 CH 78,550 B- 17,600 BØ 87,000 TL 119,550</p> <p>52,00x103,00</p>	AP YS	<p>91-09711-000</p> <p>1 3,000 CdC</p> <p>2 3,000 CR</p> <p>3 4,000 CdC</p>	+0,27/+0,61	Ø 130,000	31-04680-000
	PDB				
<p>K=150,00 L=258,00 H+F=10,12+1,15 D=164,20 X=13,50 (RING)</p>	WF	<p>O-Ring/Seal</p> <p>55-50510-000</p> <p>1 SM 153,30x163,50x0,15 2 FPM 149,00x158,60x7,00</p>	<p>51-05744-000</p> <p>52-05744-000</p>	<p>71-07027-000</p> <p>72-07027-000</p>	



130,000

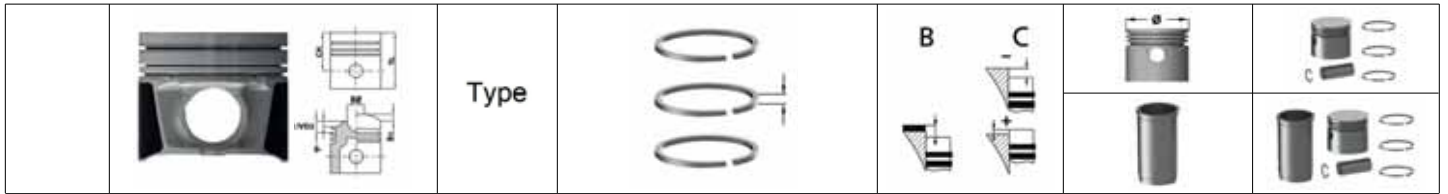
OM 440.909-911	D	8 Cyl	15080cc	195kW	(265ps)
OM 441.905-909 / 911-921 / 923-922	D	6 Cyl	11309cc	150-165kW	(204-224ps)
OM 442.905	D	8 Cyl	15080cc	191kW	(260ps)
OM 442.906-911 / 915-919 / 923-930	D	8 Cyl	15080cc	206-218kW	(280-296ps)
OM 442.914 / 920-922 / 932-935	D	8 Cyl	15080cc	195kW	(265ps)
OM 443.905	D	10 Cyl	18848cc	271kW	(369ps)
OM 462.900-010 / -011 / -012 / -013	D	8 Cyl	15080cc	195-203kW	(265-276ps)
OM 463.900-010	D 1986	10 Cyl	18848cc	260-271kW	(354-368ps)

<p>11-02708-000 CH 81,350 B- 27,200 BØ 60,800 TL 126,350</p> <p>46,00x99,00</p>	AP	<p>91-09708-000</p> <p>1 3,000 CR 2 3,000 CR 3 4,000 CR</p>		Ø 130,000	31-04708-000
<p>K=144,45 L=253,00 H+F=10,06+1,00 D=153,70</p>	WF-PH		<p>O-Ring/Seal 55-50509-000 1 T 147,40x153,50x0,15 2 FPM 144,00x3,80 1 FPM 140,00x1,90</p>	<p>51-05653-000 52-05653-000</p>	<p>71-08708-000 72-08708-000</p>
<p>K=144,45 L=253,00 H+F=9,92+1,00 D=153,70</p>	WF-PH		<p>O-Ring/Seal 55-50509-000 1 T 147,40x153,50x0,15 2 FPM 144,00x3,80 1 FPM 140,00x1,90</p>	<p>51-05658-000 52-05658-000</p>	<p>71-07018-000 72-07018-000</p>
<p>K=144,45 L=253,00 H+F=10,06+1,00 D=153,70</p>	WF-CR		<p>O-Ring/Seal 55-50509-000 1 T 147,40x153,50x0,15 2 FPM 144,00x3,80 1 FPM 140,00x1,90</p>	<p>51-05681-000 52-05681-000</p>	<p>71-08703-000 72-08703-000</p>



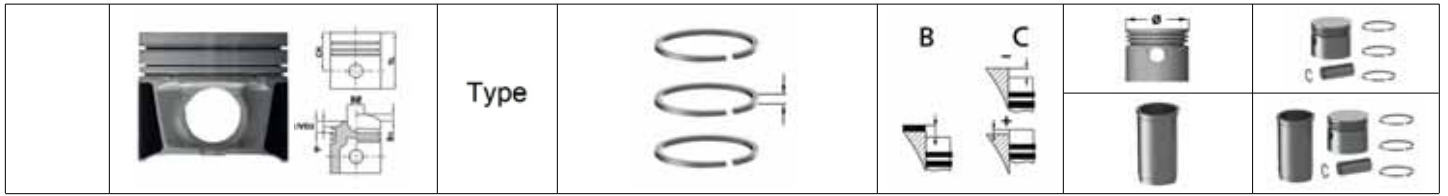
130,000							
OM 522LA Euro2		D	8 Cyl	15928cc	362-420kW	(496-570ps)	
OM 541LA Euro2		D	6 Cyl	11946cc	230-355kW	(313-455ps)	
OM 542LA Euro2		D	8 Cyl	15928cc	320-420kW	(435-571ps)	
OM 941LA Euro2		D	6 Cyl	11946cc	230-315kW	(313-428ps)	
OM 942LA Euro2		D	8 Cyl	15928cc	300-448kW	(408-609ps)	

<p>11-02710-000 CH 78,650 B- 18,200 BØ 88,500 TL 119,550</p> <p>52,00x103,00</p>	<p>AP YS</p>	<p>91-09710-000 1 3,000 CR 2 3,000 CR 3 4,000 CR</p>	<p>+0,27/+0,61</p>	<p>Ø 130,000</p>	<p>31-04710-000</p>
<p>K=150,00 L=258,00 H+F=10,10+1,00 D=164,00</p>	<p>WF-PH</p>		<p>O-Ring/Seal 55-50510-000 1 SM 153,30x163,50x0,15 2 FPM 149,00x158,60x7,00</p>	<p>51-05674-000 52-05674-000</p>	<p>71-08710-000 72-08710-000</p>
<p>K=150,00 L=258,00 H+F=10,10+1,00 D=164,00</p>	<p>WF</p>		<p>O-Ring/Seal 55-50510-000 1 SM 153,30x163,50x0,15 2 FPM 149,00x158,60x7,00</p>	<p>51-05684-000 52-05684-000</p>	<p>71-08747-000 72-08747-000</p>



130,000						
OM 440.909-911	D	8 Cyl	15080cc	195kW	(265ps)	
OM 441.905-909 / 911-921 / 923-922	D	6 Cyl	11309cc	150-165kW	(204-224ps)	
OM 442.905	D	8 Cyl	15080cc	191kW	(260ps)	
OM 442.906-911 / 915-919 / 923-930	D	8 Cyl	15080cc	206-218kW	(280-296ps)	
OM 442.914 / 920-922 / 932-935	D	8 Cyl	15080cc	195kW	(265ps)	
OM 443.905	D	10 Cyl	18848cc	271kW	(369ps)	
OM 462.900-010 / -011 / -012 / -013	D	8 Cyl	15080cc	195-203kW	(265-276ps)	
OM 463.900-010	D 1986	10 Cyl	18848cc	260-271kW	(354-368ps)	

<p>11-02729-000 CH 81,350 B- 27,200 BØ 60,800 TL 126,350</p> <p>46,00x99,00</p>	<p>AP</p> <p>HA</p>	<p>91-09708-000</p> <p>1 3,000 CR</p> <p>2 3,000 CR</p> <p>3 4,000 CR</p>	+0,07/+0,43	Ø 130,000	31-04729-000
<p>K=144,45 L=253,00 H+F=10,06+1,00 D=153,70</p>	WF-PH		<p>O-Ring/Seal</p> <p>55-50509-000</p> <p>1 T 147,40x153,50x0,15 2 FPM 144,00x3,80 1 FPM 140,00x1,90</p>	<p>51-05653-000 52-05653-000</p>	<p>71-08729-000 72-08729-000</p>
<p>K=144,45 L=253,00 H+F=9,92+1,00 D=153,70</p>	WF-PH		<p>O-Ring/Seal</p> <p>55-50509-000</p> <p>1 T 147,40x153,50x0,15 2 FPM 144,00x3,80 1 FPM 140,00x1,90</p>	<p>51-05658-000 52-05658-000</p>	<p>71-08730-000 72-08730-000</p>
<p>K=144,45 L=253,00 H+F=10,06+1,00 D=153,70</p>	WF-CR		<p>O-Ring/Seal</p> <p>55-50509-000</p> <p>1 T 147,40x153,50x0,15 2 FPM 144,00x3,80 1 FPM 140,00x1,90</p>	<p>51-05681-000 52-05681-000</p>	<p>71-08701-000 72-08701-000</p>



130,000							
OM 501LA		D	6 Cyl	11950cc	230-350kW	(313-476ps)	
OM 502LA		D	8 Cyl	15930cc	350-440kW	(476-598ps)	
OM 521.940 / 950 Euro2		D 1996	6 Cyl	11946cc	260-335kW	(354-456ps)	
OM 522.940-943 / 950 Euro2		D 1996	8 Cyl	15928cc	362-530kW	(496-721ps)	
OM 541.920-928 / 949-952 / 960 / 970 / 972 / 974 / 976 / 978 / 980 Euro2		D	6 Cyl	11946cc	230-355kW	(313-455ps)	
OM 541.940-948 Euro2 / 3		D	6 Cyl	11946cc	230-355kW	(313-483ps)	
OM 542.920-926 / 956-957 Euro2		D	8 Cyl	15928cc	350-448kW	(476-609ps)	
OM 542.940 Euro2 / 3		D	8 Cyl	15928cc	320-425kW	(435-587ps)	
OM 941.910 / 920-921 / 925 / 929-930 / 940 / 960 / 970 / 980-981 / 990 Euro2 / 3		D	6 Cyl	11946cc	230-315kW	(313-428ps)	
OM 942.900 / 910-912 / 925 / 930 / 960 / 967 / 970 / 980 / 990 Euro2 / 3		D 1996	8 Cyl	15928cc	300-448kW	(408-609ps)	

<p>11-02732-000 CH 78,550 B- 16,250 BØ 92,900 TL 123,550</p> <p>52,00x103,00</p>	AP	<p>91-09710-000</p> <p>1 3,000 CR</p> <p>2 3,000 CR</p> <p>3 4,000 CR</p>	+0,27/+0,61	Ø 130,000	31-04732-000
	YS				
Ihc/Case ve Merdedes-Benz ile Ortak Motor					





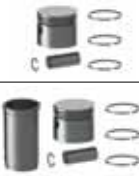
<p>K=150,00 L=258,00 H+F=10,10+1,00 D=164,00</p>	WF-PH		O-Ring/Seal 55-50510-000 1 SM 153,30x163,50x0,15 2 FPM 149,00x158,60x7,00	51-05674-000 52-05674-000	71-08746-000 72-08746-000
--	-------	--	---	------------------------------	------------------------------

<p>K=150,00 L=258,00 H+F=10,10+1,00 D=164,00</p>	WF		O-Ring/Seal 55-50510-000 1 SM 153,30x163,50x0,15 2 FPM 149,00x158,60x7,00	51-05684-000 52-05684-000	71-08732-000 72-08732-000
--	----	--	---	------------------------------	------------------------------

130,000






Strok Boyu 0,30mm Kisa Piston / Stroke Length 0,30mm Shorter Piston

				Cyl	cc	kW	(ps)
<p>11-02732-002 CH 78,250 B- 16,250 BØ 92,900 TL 123,250</p> <p>52,00x103,00</p>	AP	<p>91-09710-000</p> <p>1 3,000 CR</p> <p>2 3,000 CR</p> <p>3 4,000 CR</p>			Ø 130,000	31-04732-002	
	YS						
Ihc/Case ve Merdedes-Benz ile Ortak Motor							

	Type				
---	------	---	--	---	---






85,000

D987LKS	D				
---------	---	--	--	--	--

	11-01671-000 CH 60,000 B- 16,200 BØ 48,000 TL 92,000	CP	91-09671-000 1 3,000  CrP 2 3,000  P 3 5,000  CrP		Ø 85,000 Ø 85,500 Ø 86,000	31-03671-000 31-03671-050 31-03671-100
	26,00x68,00					

85,000

D987LKS-R	D	4 Cyl	3370cc		
-----------	---	-------	--------	--	--







	11-01672-000 CH 60,000 B- 16,200 BØ 43,500 TL 92,000	CP	91-09672-000 1 3,000  CrP 2 3,000  P 3 5,000  CrP		Ø 85,000 Ø 85,500 Ø 86,000	31-03672-000 31-03672-050 31-03672-100
	26,00x68,00					


95,000

D327	D	4 Cyl	3370cc		
------	---	-------	--------	--	--

D327-3	D	3 Cyl	2827cc		
--------	---	-------	--------	--	--







D372-2	D	2 Cyl	1885cc		
--------	---	-------	--------	--	--

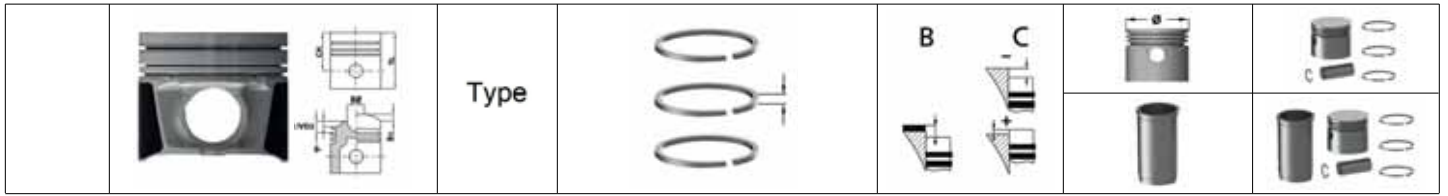
	11-01670-000 CH 59,800 B- 17,500 BØ 57,500 TL 112,800	CP	91-09670-000 1 3,000  CR 2 3,000  P 3 3,000  P 4 5,000  CR		Ø 95,000 Ø 95,500	31-03670-000 31-03670-050
	32,00x82,00					

	K=105,91 L=211,00 H=8,07 D=114,00	WF		O-Ring/Seal 55-50901-000 2 NBR 105,00x4,00	51-05670-000 52-05670-000	71-07670-000 72-07670-000
--	--	----	--	---	--	--

95,000

D225	D	1 Cyl	1700cc	25kW	(33ps)
------	---	-------	--------	------	--------

	11-01681-000 CH 59,800 B- 17,500 BØ 57,500 TL 112,800	CP	91-09670-000 1 3,000  CR 2 3,000  P 3 3,000  P 4 5,000  CR		Ø 95,000 Ø 95,500	31-03681-000 31-03681-050
	32,00x82,00					



100,000						
D27-4.2		D	4 Cyl	3370cc	kW	(ps)
D327-2.2		D	2 Cyl	1885cc	kW	(ps)
D327-3.2		D	3 Cyl	2827cc	kW	(ps)
D327-6.2		D 1977	6 Cyl	5655cc	kW	(ps)












<p>11-01674-000 CH 60,400 B- 19,200 BØ 56,000 TL 102,400</p> <p>35,00x82,00</p>			<p>91-09673-000</p> <p>1 3,000 CrP</p> <p>2 2,000 P</p> <p>3 2,000 P</p> <p>4 4,000 CR</p>		Ø 100,000	31-03674-000
					Ø 100,500	31-03674-050
<p>K=112,92 L=212,00 H+F=8,05+0,45 D=119,06</p>	WF			O-Ring/Seal 55-50902-000 2 NBR 112,00x4,00	51-05673-000 52-05673-000	71-07674-000 72-07674-000

100,000						
D327-2.2		D 1977	2 Cyl	1885cc		
D327-3.2		D 1977	3 Cyl	2827cc		
D327-4.2		D 1977	4 Cyl	3370cc		
D327-6.2		D 1977	6 Cyl	5655cc		

<p>11-01675-000 CH 60,400 B- 19,200 BØ 56,000 TL 113,400</p> <p>35,00x82,00</p>		CP	<p>91-09673-000</p> <p>1 3,000 CrP</p> <p>2 2,000 P</p> <p>3 2,000 P</p> <p>4 4,000 CR</p>		Ø 100,000	31-03675-000
					Ø 100,500	31-03675-050
<p>K=112,92 L=212,00 H+F=8,05+0,45 D=119,06</p>	WF			O-Ring/Seal 55-50902-000 2 NBR 112,00x4,00	51-05673-000 52-05673-000	71-08803-000 72-08803-000






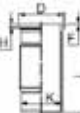
100,000						
D225Agricola		D	3 Cyl	2800cc		

<p>11-02816-000 CH 59,800 B- 17,500 TL 112,800</p> <p>32,00x82,00</p>		CP	<p>91-09673-000</p> <p>1 3,000 CrP</p> <p>2 2,000 P</p> <p>3 2,000 P</p> <p>4 4,000 CR</p>		Ø 100,000	31-04816-000
<p>K=111,00 L=213,00 H+F=8,05+0,45 D=117,00</p>	WF-PH				51-05695-000	71-08816-000

		Type		 		
				 		






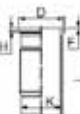
102,000

D229/3 D 1985 4 Cyl 2900cc

	11-02817-000 CH 60,400 B- 21,200 TL 102,400	AP	91-09599-000 1 3,000  CR 2 2,500  CrP 3 4,000  CrP		Ø 102,000	31-04817-000
	32,00x82,00					
	K=113,00 L=213,00 H+F=8,00+1,00 D=119,00	WF			51-05683-000	71-08817-000

102,000

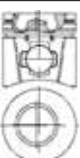




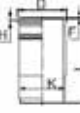
TD 229 D 1950 4 Cyl 3920cc









	11-02821-000 CH 60,400 B- 19,300 BØ 58,300 TL 102,400	AP	91-09599-000 1 3,000  CR 2 2,500  CrP 3 4,000  CrP		Ø 102,000	31-04821-000
	35,00x88,00					
	K=113,00 L=213,00 H+F=8,00+1,00 D=119,00	WF			51-05683-000	71-08821-000

103,000

4.10T D 4 Cyl 4300cc

4.10TCA D 4 Cyl 4300cc

	11-02818-000 CH 64,500 B- 24,500 BØ 51,000 TL 103,200	AP	91-09818-000 1 3,000  CrP 2 2,500  CrP 3 4,000  CR		Ø 103,000	31-04818-000
	38,00x87,00					
	K=113,95 L=213,00 H+F=8,05+1,00 D=123,50	WF-PH			51-05696-000	71-08818-000

	<p>Type</p>		<p>B</p> 	<p>C</p> 		
						

103,000

6.10TCA240CV Euro2

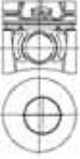




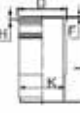
D

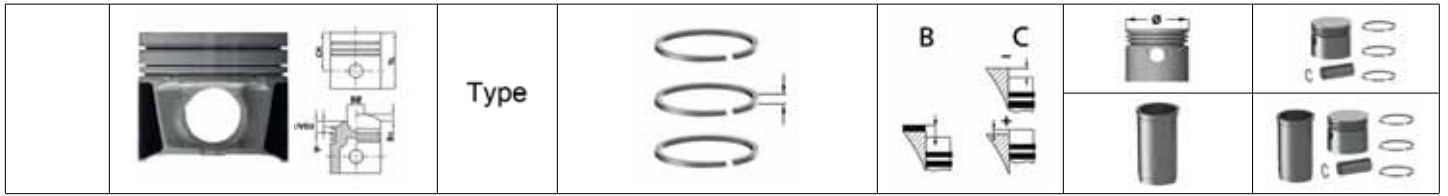
6 Cyl

6100cc

177kW







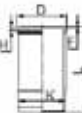


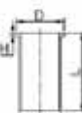
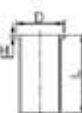
(241ps)

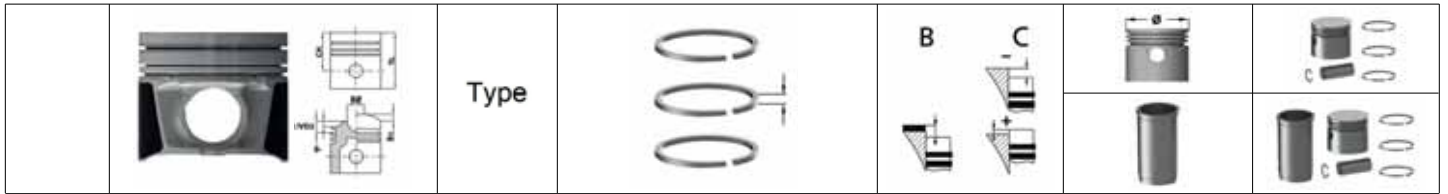
	<p>11-02819-000 CH 64,500 B- 24,000 BØ 50,000 TL 100,500</p>  <p>38,00x88,00</p>	<p>AP</p>	<p>91-09818-000 1 3,000  CrP 2 2,500  3 4,000  CR</p>		<p>Ø 103,000</p>	<p>31-04819-000</p>
	<p>K=113,95 L=213,00 H+F=8,05+1,00 D=123,50</p>	<p>WF-PH</p>			<p>51-05696-000</p>	<p>71-08819-000</p>



105,000






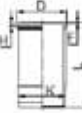
D226-2	D	1972	2 Cyl	2080cc	27-30kW	(37-40ps)
D226-3	D	1968	3 Cyl	3117cc	35-44kW	(48-60ps)
D226-4	D	1968	4 Cyl	4154cc	44-64kW	(60-87ps)
D226-6	D	1969	6 Cyl	6234cc	74-96kW	(101-131ps)

 <p>11-01676-000 CH 59,800 B- 19,800 BØ 62,000 TL 112,800</p>  <p>32,00x82,00</p>	CP	<p>91-09676-000</p> <p>1 3,000  CR 2 2,000  P 3 2,000  P 4 4,000  CR</p>	-0,28/-0,60	Ø 105,000	31-03676-000
Mwm ve Renault-Trucks (RVI) ile Ortak Motor					
 <p>K=115,00 L=213,00 H+F=8,07+1,00 D=123,00</p>	WF		O-Ring/Seal 55-50917-000 2 FPM 112,00x1,50 2 FPM 115,00x4,00	51-05678-000 52-05678-000	71-07676-000 72-07676-000
 <p>K=108,05 L=214,00 H=6,05 D=111,80</p>	DF			51-35676-000	71-07677-000
 <p>K=108,55 L=214,00 H=6,05 D=112,30</p>	DF +0,50			51-35676-050	
 <p>K=108,05 L=214,00 H=6,05 D=111,80</p>	DS			51-65677-000	
 <p>K=108,50 L=214,00 H=6,50 D=111,80</p>	DS +0,50			51-65677-050	








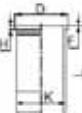
105,000

D226B-2	D	1986	2 Cyl	2080cc	32kW	(43ps)
D226B-3	D	1986	3 Cyl	3120cc	33-55kW	(45-75ps)
D226B-4	D	1986	1993	4 Cyl	4154cc	51-74kW (70-100ps)
D226B-6	D	1986	1999	6 Cyl	6234cc	77-105kW (88-120ps)

 <p>11-01678-000 CH 66,400 B- 22,400 BØ 57,500 TL 102,400</p>  35,00x82,00		<p>91-09680-000</p> <p>1 3,000  CR 2 2,000  P 3 4,000  CR</p>			31-03678-000
 <p>K=115,00 L=213,00 H+F=8,07+1,00 D=123,00</p>	WF		O-Ring/Seal 55-50917-000 2 FPM 112,00x1,50 2 FPM 115,00x4,00	51-05678-000 52-05678-000	71-07678-000 72-07678-000






105,000

Motor4.12TCAE Euro3	D	2002	4 Cyl	4800cc	133kW	(180ps)
---------------------	---	------	-------	--------	-------	---------

 <p>11-02820-000 CH 60,500 B- 19,760 BØ 61,200 TL 96,500</p>  38,00x88,00	AP	<p>91-09677-000</p> <p>1 3,000  CkP 2 2,500  CR 3 3,500  CR</p>		Ø 105,000	31-04820-000
 <p>K=113,90 L=208,00 H+F=8,05+1,00 D=124,00</p>	WF-PH			51-05697-000	71-08820-000

105,000

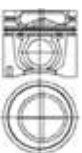




4.12TCAE	D	4 Cyl	4800cc	kW	(ps)
----------	---	-------	--------	----	------

 <p>11-02822-000 CH 60,500 B- 19,770 BØ 61,200 TL 96,500</p>  38,00x88,00	AP	<p>91-09677-000</p> <p>1 3,000  CkP 2 2,500  CR 3 3,500  CR</p>		Ø 105,000	31-04822-000
---	----	---	--	-----------	---------------------

105,000

4.12TCE	D	4 Cyl	4800cc		
---------	---	-------	--------	--	--

6.12TCE	D	6 Cyl	7200cc		
---------	---	-------	--------	--	--

 <p>11-02823-000 CH 60,500 B- 19,770 BØ 61,100 TL 96,500</p>  38,00x88,00	AP YS HA	<p>91-09677-000</p> <p>1 3,000  CkP 2 2,500  CR 3 3,500  CR</p>		Ø 105,000	31-04823-000
---	----------------	---	--	-----------	---------------------

		Type				
--	--	------	--	--	--	--

109,230

DT 466PLN

D 1984 1995 6 Cyl 7636cc

	11-01220-000 CH 81,650 VD1 1,300 VD2 1,500 B- 23,000 BØ 62,200 TL 127,900 46,37x88,50	AP	91-09211-000 1 3,175 Mo 2 3,175 P 3 4,000 CrP		Ø 109,230	31-03220-000
--	---	----	--	--	-----------	--------------

109,230

DT 466E

D 1994 2004 6 Cyl 7636cc 220kW (300ps)

	11-01221-000 CH 81,650 VD1 1,050 VD2 1,550 B- 23,000 BØ 62,200 TL 127,900 46,37x88,50	AP	91-09200-000 1 3,175 Mo 2 3,000 P 3 4,000 CrP		Ø 109,230	31-03221-000
--	---	----	--	--	-----------	--------------

116,500

Maxx Force DT Engine

D 6 Cyl 9340cc 220kW (300ps)









	11-01224-000 CH 81,750 VD1 2,300 VD2 1,600 B- 20,900 BØ 72,200 TL 127,900 46,37x96,60	AP	91-09212-000 1 3,500 Mo 2 3,175 P 3 4,000 CrP		Ø 116,500	31-03224-000
--	---	----	--	--	-----------	--------------

116,500

DT 530E

D 6 Cyl 7600cc kW (250-275ps)

	11-01225-000 CH 81,750 VD1 1,800 VD2 1,300 B- 22,200 BØ 69,300 TL 127,900 46,37x88,00	AP	91-09212-000 1 3,500 Mo 2 3,175 P 3 4,000 CrP		Ø 116,500	31-03225-000
	K=127,80 L=239,50 H+F=9,00+1,15 D=134,87	WF			51-06136-000	71-07225-000

	<p>Type</p>		<p>B</p> 	<p>C</p> 		
						

104,000

F4 HE 9684 J x 100

D

6 Cyl

6700cc

(ps)



11-02829-000




CH 62,400
B- 21,000
BØ 59,500
TL 96,500



38,00x82,00

AP
YS


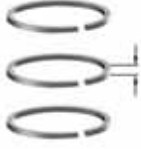






91-09416-000

1 3,000  CK
2 2,385  P
3 4,000  CR

Ø 104,000
Ø 104,400







31-04829-000
31-04829-040

Fiat / Iveco ve New Holland ile Ortak Motor

	Type		B  C 		
					







84,000

404D-22T Euro3	D	4 Cyl	2216cc
404D-22TA Euro3	D	4 Cyl	2216cc

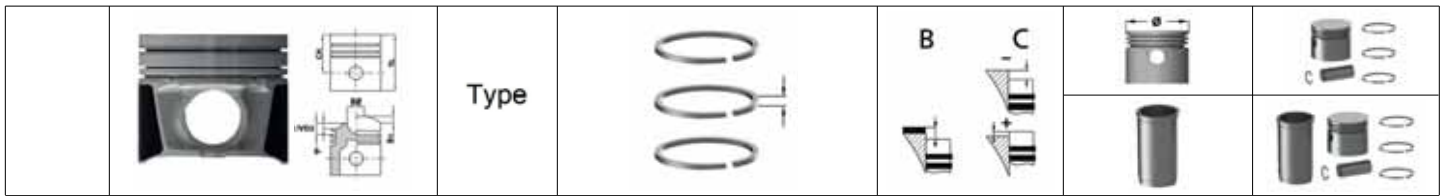
 	11-02958-000 CH 47,700 B- 1,800 TL 87,700	 28,00x72,00	91-09768-000 1 2,000  CrP 2 1,500  CrP 3 3,000  CR	Ø 84,000	31-04958-000

84,000

403C-15 / 15G Euro 2	D	2001	3 Cyl	1496cc	45261kW	(16-31ps)
403D-15T / 15G / 17 Euro 3	D		3 Cyl	1496cc	13-30kW	(18-41ps)
404C-20	D		4 Cyl	2216cc	kW	(ps)
404C-22 / 22T / 22G / 22TG Euro 2	D	2001	4 Cyl	2216cc	28-46kW	(38-65ps)
404D-22 / 22T / 22TA Euro 3	D		4 Cyl	2216cc	37-49kW	(50-66ps)
404D-22TAG Euro 4	D		4 Cyl	2216cc	36kW	(49ps)
404D-22TG Euro 2	D		4 Cyl	2216cc	27-33kW	(37-45ps)

 	11-02959-000 CH 47,700 VD1 1,600 B- 1,600 TL 87,700	 28,00x72,00	91-09769-000 1 2,000  CR 2 1,500  CrP 3 3,000  CR	Ø 84,000 Ø 84,500	31-04959-000 31-04959-050

Atlas Copco ve Perkins ile Ortak Motor



88,925

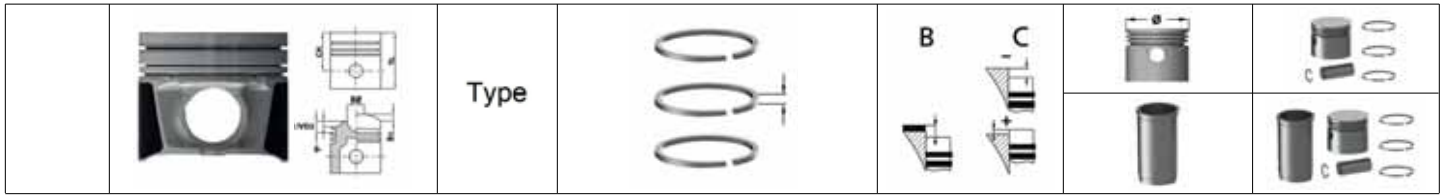
P3 / P3.144	D	3 Cyl	2360cc	22-28kW	(30-38ps)
PA / PB / P4 / P192 / 4.192	D	4 Cyl	3140cc	29-37kW	(40-50ps)
PF / PG / P6 / 6.288	D	6 Cyl	4730cc	45kW	(62ps)

<p>11-01830-000 CH 57,200 TL 107,900</p> <p>31,75x75,30</p>		<p>91-09830-000</p> <p>1 2,385 CrP</p> <p>2 2,385 P</p> <p>3 3,160 P</p> <p>4 6,335 P</p> <p>5 6,335 P</p>		Ø 88,925	31-03830-000
<p>K=93,71 L=215,90 H=4,71 D=94,40</p>	DF			51-35829-000	71-07830-000
<p>K=93,75 L=215,90 H=4,76 D=94,45</p>	DS			51-65830-000	
<p>K=94,75 L=215,90 H=4,76 D=95,45</p>	DS +1,00			51-65830-100	

88,925

4154	D	4 Cyl	2523cc	kW	(ps)
------	---	-------	--------	----	------

<p>11-01836-000 CH 60,200 TL 115,650</p> <p>31,75x75,30</p>		<p>91-09836-000</p> <p>1 2,385 CR</p> <p>2 2,385 P</p> <p>3 2,385 P</p> <p>4 4,747 CR</p> <p>5 4,747 P</p>		Ø 88,925	31-03836-000
<p>K=93,71 L=215,90 H=4,71 D=94,40</p>	DF			51-35829-000	71-07836-000
<p>K=93,75 L=215,90 H=4,76 D=94,45</p>	DS			51-65830-000	
<p>K=94,75 L=215,90 H=4,76 D=95,45</p>	DS +1,00			51-65830-100	



91,480

3152	D	3 Cyl	2490cc
4203	D 1964 1990	4 Cyl	3335cc
6305	D 1958 1968	6 Cyl	5003cc
A 3.152	D	3 Cyl	2503cc
A 4.203	D	4 Cyl	3335cc
A 6.305	D	6 Cyl	5003cc

<p>11-01831-000 CH 57,200 TL 107,700</p> <p>31,75x75,30</p>	<p>91-09832-000</p> <p>1 2,385 CrP</p> <p>2 2,385 P</p> <p>3 3,160 P</p> <p>4 6,335 P</p> <p>5 6,335 CrP</p>	-0,13/0	Ø 91,480	31-03831-000

<p>K=93,67 L=216,00 H=3,81 D=96,70</p>	DF			51-35835-000	71-07831-000
<p>K=93,90 L=216,00 H=3,81 D=96,70</p>	DF +0,25			51-35835-025	
<p>K=94,16 L=216,00 H=3,81 D=96,70</p>	DF +0,50			51-35835-050	
<p>K=93,75 L=216,00 H=3,81 D=96,75</p>	DS			51-65834-000	
<p>K=94,30 L=216,00 H=3,81 D=96,75</p>	DS +0,50			51-65834-050	
<p>K=94,75 L=216,00 H=3,81 D=96,75</p>	DS +1,00			51-65834-100	
<p>K=95,25 L=216,00 H=3,81 D=98,25</p>	DS +1,50			51-65834-150	
<p>K=95,75 L=216,00 H=3,81 D=98,75</p>	DS +2,00			51-65834-200	

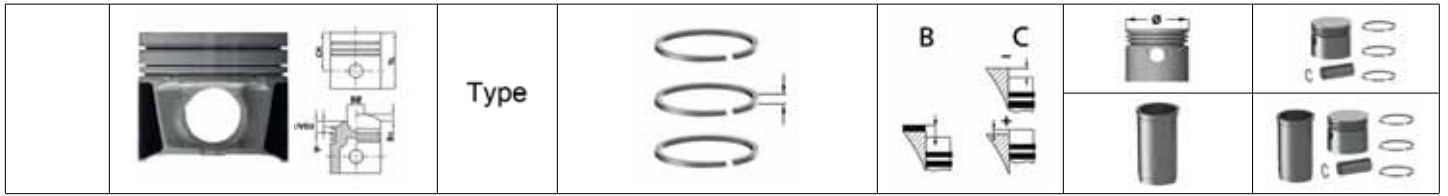


91,480

AD / D 3.152	D	1953	1980	3 Cyl	2490cc	28-42kW	(38-57ps)
AD / D 4.203	D			4 Cyl	3335cc	40-43kW	(55-59ps)

<p>11-01832-000 CH 61,910 B- 18,400 BØ 55,850 TL 109,540</p> <p>31,75x75,30</p>	<p>91-09832-000</p> <p>1 2,385 CrP 2 2,385 P 3 3,160 P 4 6,335 P 5 6,335 CrP</p>	<p>Ø 91,480</p>	<p>31-03832-000</p>

	DF			51-35835-000	71-07832-000
	DF +0,25			51-35835-025	
	DF +0,50			51-35835-050	
	DS			51-65834-000	
	DS +0,50			51-65834-050	
	DS +1,00			51-65834-100	
	DS			51-65831-000	
	DS +0,50			51-65831-050	



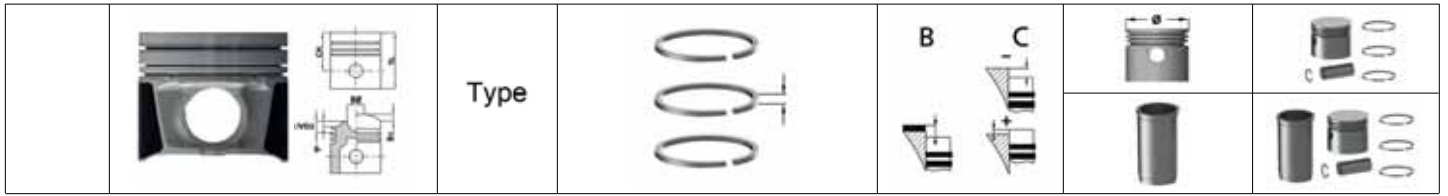
91,480

D3.152	D	1970	1980	3 Cyl	2503cc	35kW	(47ps)
D4.203	D			4 Cyl	3335cc	40kW	(54ps)

<p>11-01834-000 CH 62,000 B- 19,250 BØ 59,800 TL 109,600</p> <p>31,75x75,30</p>			<p>91-09834-000</p> <p>1 2,385 CrP</p> <p>2 2,385 P</p> <p>3 2,385 P</p> <p>4 4,747 CrP</p>	-0,025/+0,010	Ø 91,480	31-03834-000











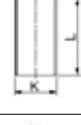

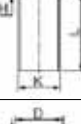
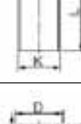


Fiat / Iveco ve Perkins ile Ortak Motor





<p>K=93,67 L=216,00 H=3,81 D=96,70</p>	DF				51-35835-000	71-07834-000
<p>K=93,90 L=216,00 H=3,81 D=96,70</p>	DF +0,25				51-35835-025	
<p>K=94,16 L=216,00 H=3,81 D=96,70</p>	DF +0,50				51-35835-050	
<p>K=93,80 L=216,00 H=5,00 D=97,00</p>	DS				51-65831-000	
<p>K=94,30 L=216,00 H=5,00 D=97,00</p>	DS +0,50				51-65831-050	
<p>K=93,75 L=216,00 H=3,81 D=96,75</p>	DS				51-65834-000	
<p>K=94,30 L=216,00 H=3,81 D=96,75</p>	DS +0,50				51-65834-050	
<p>K=94,75 L=216,00 H=3,81 D=96,75</p>	DS +1,00				51-65834-100	



91,480












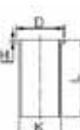
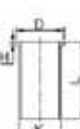
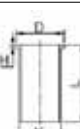
T3.152(HC) D 4 Cyl cc kW (ps)


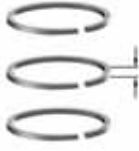






  	<p>11-01857-000 CH 61,800 B- 18,800 BØ 59,700 TL 109,400</p> <p>31,75x75,30</p>	<p>AP</p>	<p>91-39834-000 1 2,385  CrP 2 2,385  P 3 4,747  CrP</p>	<p>-0,025/+0,152</p>	<p>Ø 91,480</p>	<p>31-03857-000</p>
	<p>K=93,67 L=216,00 H=3,81 D=96,70</p>	<p>DF</p>			<p>51-35835-000</p>	<p>71-07857-000</p>
	<p>K=93,90 L=216,00 H=3,81 D=96,70</p>	<p>DF +0,25</p>			<p>51-35835-025</p>	
	<p>K=94,16 L=216,00 H=3,81 D=96,70</p>	<p>DF +0,50</p>			<p>51-35835-050</p>	
	<p>K=93,76 L=216,00</p>	<p>DS</p>			<p>51-65832-000</p>	
	<p>K=94,50 L=216,00</p>	<p>DS +0,75</p>			<p>51-65832-075</p>	
	<p>K=93,75 L=216,00 H=3,81 D=96,75</p>	<p>DS</p>			<p>51-65834-000</p>	
	<p>K=94,30 L=216,00 H=3,81 D=96,75</p>	<p>DS +0,50</p>			<p>51-65834-050</p>	
	<p>K=94,75 L=216,00 H=3,81 D=96,75</p>	<p>DS +1,00</p>			<p>51-65834-100</p>	
	<p>K=95,25 L=216,00 H=3,81 D=98,25</p>	<p>DS +1,50</p>			<p>51-65834-150</p>	
	<p>K=95,75 L=216,00 H=3,81 D=98,75</p>	<p>DS +2,00</p>			<p>51-65834-200</p>	

	Type			
---	------	---	--	---

91,480








D3.152	D	3 Cyl
D4.203	D	4 Cyl

	<p>11-01860-000 CH 62,275 B- 18,670 BØ 55,800 TL 109,900</p>  31,75x75,30		<p>91-09860-000 1 2,385  CrP 2 2,385  P 3 2,385  P 4 6,335  CrP</p>	Ø 91,480	31-03860-000
	K=93,67 L=216,00 H=3,81 D=96,70	DF		51-35835-000	71-07860-000
	K=93,90 L=216,00 H=3,81 D=96,70	DF +0,25		51-35835-025	
	K=94,16 L=216,00 H=3,81 D=96,70	DF +0,50		51-35835-050	
	K=93,75 L=216,00 H=3,81 D=96,75	DS		51-65834-000	
	K=94,30 L=216,00 H=3,81 D=96,75	DS +0,50		51-65834-050	
	K=94,75 L=216,00 H=3,81 D=96,75	DS +1,00		51-65834-100	
	K=95,25 L=216,00 H=3,81 D=98,25	DS +1,50		51-65834-150	
	K=95,75 L=216,00 H=3,81 D=98,75	DS +2,00		51-65834-200	

	<p>Type</p>		<p>B</p> 	<p>C</p> 		
						








95,000

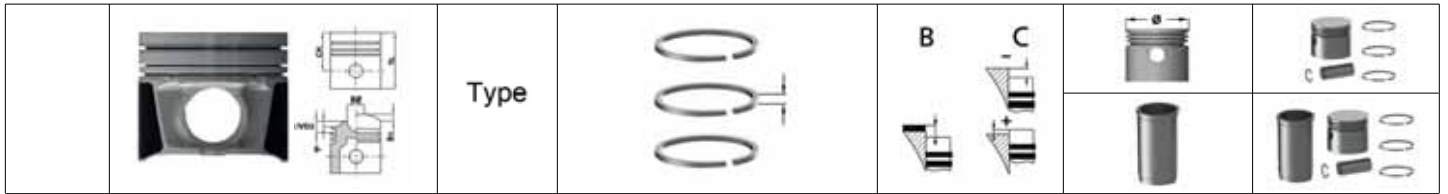
Seri 900 / Seri 903.27 T Euro1 D 1997 3 Cyl 2700cc kW (ps)

 <p>11-02463-000 CH 62,000 B- 21,000 BØ 50,000 TL 99,700</p>  31,75x75,00		<p>91-09463-000 1 2,500  Mo 2 2,000  Mo 3 4,000  CR</p>			<p>Ø 95,000</p>	<p>31-04463-000</p>
 <p>K=97,10 L=216,00</p>	DS				<p>51-65837-000</p>	
 <p>K=97,60 L=216,00</p>	DS +0,50				<p>51-65837-050</p>	

95,000

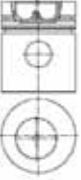




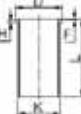
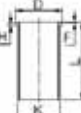
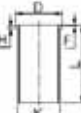
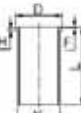
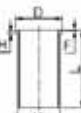
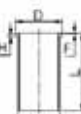
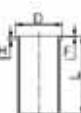
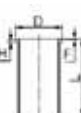
Seri 900 / Seri 903.27 T Euro1 D 1997 3 Cyl 2700cc

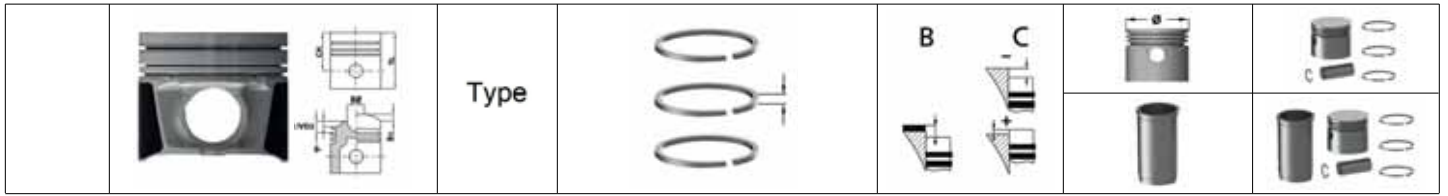
 <p>11-02464-000 CH 62,000 B- 21,000 BØ 50,000 TL 99,700</p>  31,75x75,00	AP	<p>91-09464-000 1 3,000  CR 2 2,000  CR 3 4,000  CR</p>			<p>Ø 95,000</p>	<p>31-04464-000</p>
 <p>K=97,10 L=216,00</p>	DS				<p>51-65837-000</p>	
 <p>K=97,60 L=216,00</p>	DS +0,50				<p>51-65837-050</p>	



98,480

6.354.4 D 6 Cyl 5794cc

 	<p>11-01384-000 CH 69,920 B- 25,500 BØ 54,100 TL 120,720</p> <p>34,93x84,10</p>	<p>AP</p> <p>CP</p>	<p>91-09867-000</p> <p>1 2,385  CrP</p> <p>2 2,385  P</p> <p>3 4,747  CR</p>	<p>0/+0,18</p>	<p>Ø 98,480</p>	<p>31-03384-000</p>
	<p>K=103,21 L=227,30 H+F=3,81+1,00 D=106,36</p>	<p>DF</p>			<p>51-35844-000</p>	<p>71-07384-000</p>
	<p>K=104,21 L=227,30 H+F=3,81+1,00 D=107,36</p>	<p>DF</p> <p>+1,00</p>			<p>51-35844-100</p>	
	<p>K=103,28 L=227,30 H+F=3,85+0,90 D=106,40</p>	<p>DS</p>			<p>51-65840-000</p>	
	<p>K=103,55 L=227,30 H+F=3,85+0,90 D=106,40</p>	<p>DS</p> <p>+0,25</p>			<p>51-65840-025</p>	
	<p>K=103,80 L=227,30 H+F=3,85+0,90 D=106,40</p>	<p>DS</p> <p>+0,50</p>			<p>51-65840-050</p>	
	<p>K=104,30 L=227,30 H+F=3,85+0,90 D=107,40</p>	<p>DS</p> <p>+1,00</p>			<p>51-65840-100</p>	
	<p>K=104,80 L=227,30 H+F=5,00+0,90 D=108,00</p>	<p>DS</p> <p>+1,50</p>			<p>51-65840-150</p>	
	<p>K=105,80 L=227,30 H+F=5,00+0,90 D=109,00</p>	<p>DS</p> <p>+2,50</p>			<p>51-65840-250</p>	


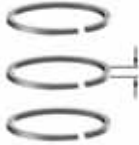
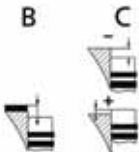



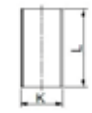


98,480	
A6.354.1	D 6 Cyl 5800cc 71-82kW (97-112ps)
6.354V	D 1970 1989 6 Cyl 5800cc 87kW (118ps)
6354	D 1968 1990 6 Cyl 5800cc 69-82kW (94-112ps)

<p>11-01840-000 CH 70,100 B- 25,700 BØ 54,000 TL 120,700</p> <p>34,93x84,10</p>	<p>91-09863-000</p> <table border="0"> <tr> <td>1</td> <td>2,385</td> <td></td> <td>CrP</td> </tr> <tr> <td>2</td> <td>2,385</td> <td></td> <td>P</td> </tr> <tr> <td>3</td> <td>2,385</td> <td></td> <td>P</td> </tr> <tr> <td>4</td> <td>6,350</td> <td></td> <td>CrP</td> </tr> <tr> <td>5</td> <td>6,350</td> <td></td> <td>P</td> </tr> </table>	1	2,385		CrP	2	2,385		P	3	2,385		P	4	6,350		CrP	5	6,350		P	Ø 98,480	31-03840-000
1	2,385		CrP																				
2	2,385		P																				
3	2,385		P																				
4	6,350		CrP																				
5	6,350		P																				

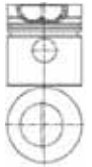





Ihc/Case, Leyland, Massey-Ferguson ve Perkins ile Ortak Motor



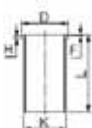
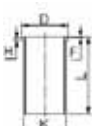
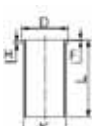

<p>K=103,21 L=227,30 H+F=3,81+1,00 D=106,36</p>	DF		51-35844-000
<p>K=103,21 L=227,30 H+F=3,81+1,00 D=106,36</p>	DF		51-35844-000 71-07840-000
<p>K=104,21 L=227,30 H+F=3,81+1,00 D=107,36</p>	DF +1,00		51-35844-100
<p>K=103,28 L=227,30 H+F=3,85+0,90 D=106,40</p>	DS		51-65840-000
<p>K=103,55 L=227,30 H+F=3,85+0,90 D=106,40</p>	DS +0,25		51-65840-025
<p>K=103,80 L=227,30 H+F=3,85+0,90 D=106,40</p>	DS +0,50		51-65840-050
<p>K=104,30 L=227,30 H+F=3,85+0,90 D=107,40</p>	DS +1,00		51-65840-100
<p>K=104,80 L=227,30 H+F=5,00+0,90 D=108,00</p>	DS +1,50		51-65840-150


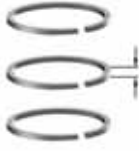
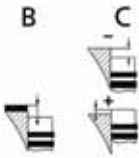


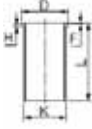
	Type				
	K=105,80 L=227,30 H+F=5,00+0,90 D=109,00	DS +2,50			51-65840-250
	K=103,28 L=229,00 H+F= +	DS			51-65845-000

98,480

A4.212	D	1970	1990	4 Cyl	3864cc	44kW	(60ps)
4212	D			4 Cyl	3864cc	44-47kW	(60-64ps)

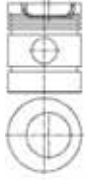






	11-01842-000 CH 76,500 B- 19,200 BØ 54,000 TL 127,300	91-49863-000 1 2,385  CrP 2 2,385  P 3 2,385  P 4 6,350  CrP	Ø 98,480	31-03842-000
	34,93x84,10			
Ihc/Case, Massey-Ferguson ve Perkins ile Ortak Motor				






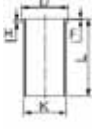

	K=103,21 L=227,30 H+F=3,81+1,00 D=106,36	DF			51-35844-000	71-07842-000
	K=104,21 L=227,30 H+F=3,81+1,00 D=107,36	DF +1,00			51-35844-100	
	K=103,28 L=227,30 H+F=3,85+0,90 D=106,40	DS			51-65840-000	
	K=103,55 L=227,30 H+F=3,85+0,90 D=106,40	DS +0,25			51-65840-025	
	K=103,80 L=227,30 H+F=3,85+0,90 D=106,40	DS +0,50			51-65840-050	
	K=104,30 L=227,30 H+F=3,85+0,90 D=107,40	DS +1,00			51-65840-100	


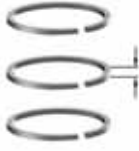
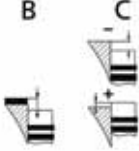

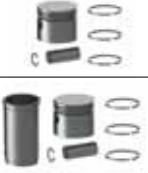


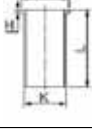
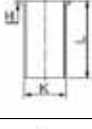
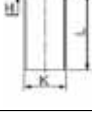

	Type			
	K=104,80 L=227,30 H+F=5,00+0,90 D=108,00	DS +1,50		51-65840-150
	K=105,80 L=227,30 H+F=5,00+0,90 D=109,00	DS +2,50		51-65840-250

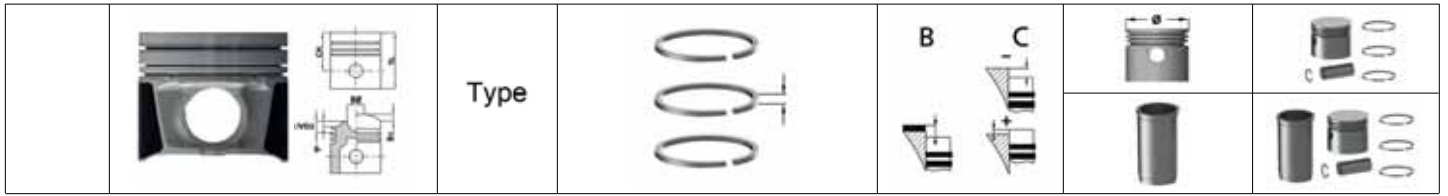
98,480

AD4.236	D	1961	4 Cyl	3864cc	48-60kW	(59-80ps)
D39C	D	1961	4 Cyl	3864cc	48-60kW	(59-80ps)

	11-01843-000 CH 70,680 B- 20,710 BØ 61,000 TL 121,480  34,93x84,10	91-09863-000 1 2,385  CrP 2 2,385  P 3 2,385  P 4 6,350  CrP 5 6,350  P	+0,28/+0,48	Ø 98,480	31-03843-000
--	--	--	-------------	----------	--------------


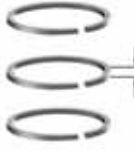
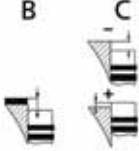







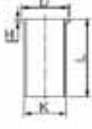

	K=104,21 L=227,00 H=3,83 D=107,38	DF			51-35842-000	71-07124-000
	K=103,21 L=227,30 H+F=3,81+1,00 D=106,36	DF			51-35844-000	71-07843-000
	K=104,21 L=227,30 H+F=3,81+1,00 D=107,36	DF +1,00			51-35844-100	
	K=103,28 L=227,30 H+F=3,85+0,90 D=106,40	DS			51-65840-000	
	K=103,55 L=227,30 H+F=3,85+0,90 D=106,40	DS +0,25			51-65840-025	
	K=103,80 L=227,30 H+F=3,85+0,90 D=106,40	DS +0,50			51-65840-050	
	K=104,30 L=227,30 H+F=3,85+0,90 D=107,40	DS +1,00			51-65840-100	

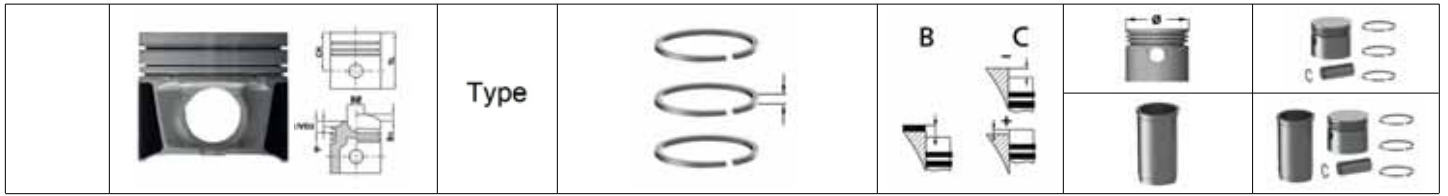
		Type				
	K=104,80 L=227,30 H+F=5,00+0,90 D=108,00	DS +1,50			51-65840-150	
	K=105,80 L=227,30 H+F=5,00+0,90 D=109,00	DS +2,50			51-65840-250	
	K=104,26 L=227,00 H=3,81 D=107,38	DS			51-65841-000	
	K=104,75 L=227,00 H=3,81 D=107,38	DS +0,50			51-65841-050	
	K=105,25 L=227,00 H=5,00 D=108,35	DS +1,00			51-65841-100	
	K=103,28 L=229,00 H+F= +	DS			51-65845-000	



98,480							
4.236		D	1974	1990	4 Cyl	3864cc	48-60kW (59-80ps)
4236		D	1974	1990	4 Cyl	3864cc	48-60kW (59-80ps)
A4.236		D	1974	1990	4 Cyl	3864cc	37-65kW (50-89ps)
AD4.236		D	1961		4 Cyl	3864cc	48-60kW (59-80ps)






<p>11-01848-000 CH 70,050 B- 20,150 BØ 61,000 TL 120,850</p> <p>34,93x84,10</p>	<p>AP</p> <p>91-09867-000</p> <p>1 2,385 CrP</p> <p>2 2,385 P</p> <p>3 4,747 CR</p>		+0,28/+0,48	Ø 98,480	31-03848-000
	<p>Ihc/Case, Massey-Ferguson, Perkins, Renault Trucks (RVI) ve Volvo ile Ortak Motor</p>				
<p>K=104,21 L=227,00 H=3,83 D=107,38</p>	DF			51-35842-000	71-07858-000
<p>K=103,21 L=227,30 H+F=3,81+1,00 D=106,36</p>	DF			51-35844-000	71-07848-000
<p>K=104,21 L=227,30 H+F=3,81+1,00 D=107,36</p>	DF +1,00			51-35844-100	
<p>K=103,28 L=227,30 H+F=3,85+0,90 D=106,40</p>	DS			51-65840-000	
<p>K=103,55 L=227,30 H+F=3,85+0,90 D=106,40</p>	DS +0,25			51-65840-025	
<p>K=103,80 L=227,30 H+F=3,85+0,90 D=106,40</p>	DS +0,50			51-65840-050	
<p>K=104,30 L=227,30 H+F=3,85+0,90 D=107,40</p>	DS +1,00			51-65840-100	
<p>K=104,80 L=227,30 H+F=5,00+0,90 D=108,00</p>	DS +1,50			51-65840-150	

		Type			 	 
	K=105,80 L=227,30 H+F=5,00+0,90 D=109,00	DS +2,50			51-65840-250	
	K=104,26 L=227,00 H=3,81 D=107,38	DS			51-65841-000	
	K=104,75 L=227,00 H=3,81 D=107,38	DS +0,50			51-65841-050	
	K=105,25 L=227,00 H=5,00 D=108,35	DS +1,00			51-65841-100	
	K=103,28 L=229,00 H+F= +	DS			51-65845-000	









98,480
 AD4.236 / D39C D 4 Cyl 3864cc 57-59kW (78-80ps)

	<p>11-01854-000 CH 69,925 B- 19,960 BØ 60,500 TL 120,580</p> <p> 34,93x84,10</p>		<p>91-09863-000</p> <p>1 2,385 CrP 2 2,385 P 3 2,385 P 4 6,350 CrP 5 6,350 P</p>		<p>Ø 98,480</p>	<p>31-03854-000</p>
	<p>K=103,21 L=227,30 H+F=3,81+1,00 D=106,36</p>	<p>DF</p>			<p>51-35844-000</p>	<p>71-07854-000</p>
	<p>K=104,21 L=227,30 H+F=3,81+1,00 D=107,36</p>	<p>DF +1,00</p>			<p>51-35844-100</p>	
	<p>K=103,28 L=227,30 H+F=3,85+0,90 D=106,40</p>	<p>DS</p>			<p>51-65840-000</p>	
	<p>K=103,55 L=227,30 H+F=3,85+0,90 D=106,40</p>	<p>DS +0,25</p>			<p>51-65840-025</p>	
	<p>K=103,80 L=227,30 H+F=3,85+0,90 D=106,40</p>	<p>DS +0,50</p>			<p>51-65840-050</p>	
	<p>K=104,30 L=227,30 H+F=3,85+0,90 D=107,40</p>	<p>DS +1,00</p>			<p>51-65840-100</p>	
	<p>K=104,80 L=227,30 H+F=5,00+0,90 D=108,00</p>	<p>DS +1,50</p>			<p>51-65840-150</p>	
	<p>K=105,80 L=227,30 H+F=5,00+0,90 D=109,00</p>	<p>DS +2,50</p>			<p>51-65840-250</p>	
	<p>K=103,28 L=229,00 H+F= +</p>	<p>DS</p>			<p>51-65845-000</p>	

	Type				
---	------	---	--	---	---

98,480

4212 D 1969 4 Cyl 3475cc 44-47kW (60-64ps)

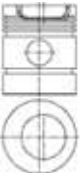






	11-01859-000 CH 76,500 B- 19,200 BØ 59,700 TL 127,300		91-49863-000 1 2,385  CrP 2 2,385  P 3 2,385  P 4 6,350  CrP	+0,38/+0,53	Ø 98,480	31-03859-000
	34,93x84,10					

	K=103,21 L=227,30 H+F=3,81+1,00 D=106,36	DF			51-35844-000	71-07859-000
--	---	----	--	--	---------------------	---------------------

	K=104,21 L=227,30 H+F=3,81+1,00 D=107,36	DF +1,00			51-35844-100	
---	---	-------------	--	--	---------------------	--

98,480

4236 D 1974 1990 4 Cyl 3864cc 48-60kW (59-80ps)
 A4.236 D 1974 1990 4 Cyl 3864cc 37-65kW (50-89ps)
 AD4.236 D 1961 4 Cyl 3864cc 48-60kW (59-80ps)


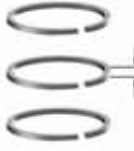

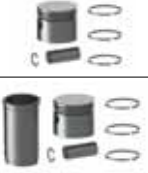


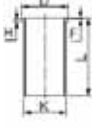


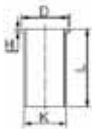
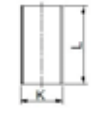
	11-01863-000 CH 70,250 B- 20,280 BØ 60,500 TL 120,900		91-09863-000 1 2,385  CrP 2 2,385  P 3 2,385  P 4 6,350  CrP 5 6,350  P		Ø 98,480	31-03863-000
	34,93x84,10					

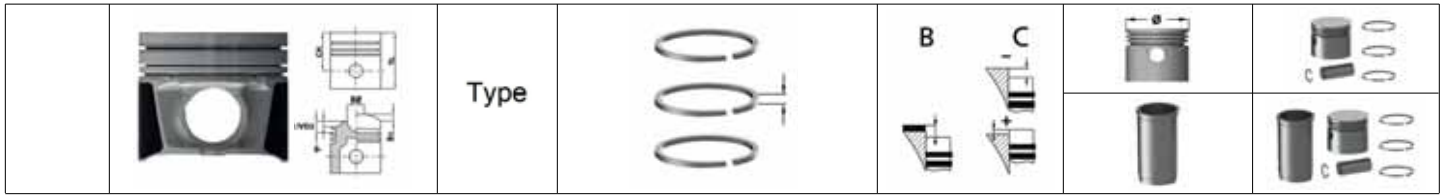
Ihc/Case, Massey-Ferguson, Perkins, Renault Trucks (RVI) ve Volvo ile Ortak Motor

	K=104,21 L=227,00 H=3,83 D=107,38	DF			51-35842-000	71-07864-000
--	--	----	--	--	---------------------	---------------------

	K=103,21 L=227,30 H+F=3,81+1,00 D=106,36	DF			51-35844-000	71-07863-000
--	---	----	--	--	---------------------	---------------------

	K=104,21 L=227,30 H+F=3,81+1,00 D=107,36	DF +1,00			51-35844-100	
--	---	-------------	--	--	---------------------	--

		Type				
	K=103,28 L=227,30 H+F=3,85+0,90 D=106,40	DS			51-65840-000	
	K=103,55 L=227,30 H+F=3,85+0,90 D=106,40	DS +0,25			51-65840-025	
	K=103,80 L=227,30 H+F=3,85+0,90 D=106,40	DS +0,50			51-65840-050	
	K=104,30 L=227,30 H+F=3,85+0,90 D=107,40	DS +1,00			51-65840-100	
	K=104,80 L=227,30 H+F=5,00+0,90 D=108,00	DS +1,50			51-65840-150	
	K=105,80 L=227,30 H+F=5,00+0,90 D=109,00	DS +2,50			51-65840-250	
	K=104,26 L=227,00 H=3,81 D=107,38	DS			51-65841-000	
	K=104,75 L=227,00 H=3,81 D=107,38	DS +0,50			51-65841-050	
	K=105,25 L=227,00 H=5,00 D=108,35	DS +1,00			51-65841-100	
	K=103,28 L=229,00 H+F= +	DS			51-65845-000	



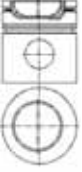




98,480
 6.354.4 D 1975 6 Cyl 5794cc 92kW (125ps)

<p>11-01867-000 CH 69,800 B- 23,870 BØ 54,000 TL 120,600</p> <p>34,93x84,10</p>	AP CP	<p>91-09867-000</p> <p>1 2,385 CrP 2 2,385 P 3 4,747 CR</p>		Ø 98,480	31-03867-000
<p>K=103,21 L=227,30 H+F=3,81+1,00 D=106,36</p>	DF			51-35844-000	71-07867-000
<p>K=104,21 L=227,30 H+F=3,81+1,00 D=107,36</p>	DF +1,00			51-35844-100	
<p>K=103,28 L=227,30 H+F=3,85+0,90 D=106,40</p>	DS			51-65840-000	
<p>K=103,55 L=227,30 H+F=3,85+0,90 D=106,40</p>	DS +0,25			51-65840-025	
<p>K=103,80 L=227,30 H+F=3,85+0,90 D=106,40</p>	DS +0,50			51-65840-050	
<p>K=104,30 L=227,30 H+F=3,85+0,90 D=107,40</p>	DS +1,00			51-65840-100	
<p>K=104,80 L=227,30 H+F=5,00+0,90 D=108,00</p>	DS +1,50			51-65840-150	
<p>K=105,80 L=227,30 H+F=5,00+0,90 D=109,00</p>	DS +2,50			51-65840-250	


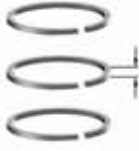



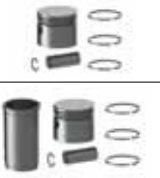


98,480

T 4.236	D	1984	4 Cyl	3864cc	49kW	(66ps)
T 4.38	D		4 Cyl	3864cc	58-72kW	(79-98ps)

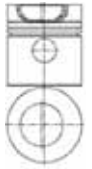







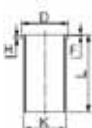
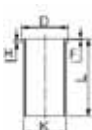
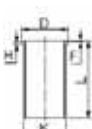

 <p>11-01868-000 CH 70,250 B- 19,950 BØ 61,000 TL 108,250</p>  <p>38,10x82,50</p>	AP	<p>91-09868-000</p> <p>1 3,160  CrP</p> <p>2 2,385  P</p> <p>3 4,747  CrP</p>			Ø 98,480	31-03868-000
	CP					
<p>Massey-Ferguson, Perkins ve Renault Trucks (RVI) ile Ortak Motor</p>						


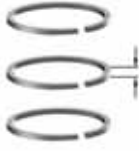
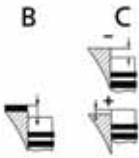

 <p>K=104,21 L=227,00 H=3,83 D=107,38</p>	DF				51-35842-000	71-07868-000
 <p>K=103,28 L=227,30 H+F=3,85+0,90 D=106,40</p>	DS				51-65840-000	
 <p>K=103,55 L=227,30 H+F=3,85+0,90 D=106,40</p>	DS +0,25				51-65840-025	
 <p>K=103,80 L=227,30 H+F=3,85+0,90 D=106,40</p>	DS +0,50				51-65840-050	
 <p>K=104,30 L=227,30 H+F=3,85+0,90 D=107,40</p>	DS +1,00				51-65840-100	
 <p>K=104,80 L=227,30 H+F=5,00+0,90 D=108,00</p>	DS +1,50				51-65840-150	
 <p>K=105,80 L=227,30 H+F=5,00+0,90 D=109,00</p>	DS +2,50				51-65840-250	
 <p>K=104,26 L=227,00 H=3,81 D=107,38</p>	DS				51-65841-000	

	Type		 		
---	------	---	--	---	---

	K=104,75 L=227,00 H=3,81 D=107,38	DS +0,50			51-65841-050
	K=105,25 L=227,00 H=5,00 D=108,35	DS +1,00			51-65841-100

98,480
4.236 Series A4.212 D 1963 4 Cyl 3470cc kW (ps)






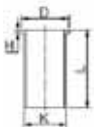
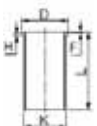
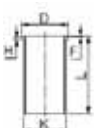
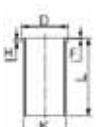
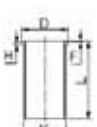
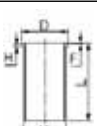

	11-01869-000 CH 76,530 B- 19,600 BØ 54,000 TL 116,130  34,93x84,10		91-39863-000 1 2,385  CrP 2 2,385  P 3 6,350  CrP		Ø 98,480	31-03869-000
	K=103,21 L=227,30 H+F=3,81+1,00 D=106,36	DF			51-35844-000	71-07869-000
	K=104,21 L=227,30 H+F=3,81+1,00 D=107,36	DF +1,00			51-35844-100	
	K=103,28 L=227,30 H+F=3,85+0,90 D=106,40	DS			51-65840-000	
	K=103,55 L=227,30 H+F=3,85+0,90 D=106,40	DS +0,25			51-65840-025	
	K=103,80 L=227,30 H+F=3,85+0,90 D=106,40	DS +0,50			51-65840-050	
	K=104,30 L=227,30 H+F=3,85+0,90 D=107,40	DS +1,00			51-65840-100	
	K=104,80 L=227,30 H+F=5,00+0,90 D=108,00	DS +1,50			51-65840-150	


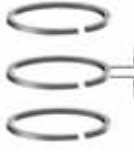
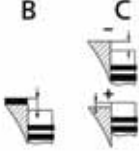




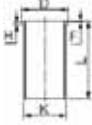


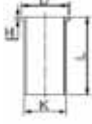
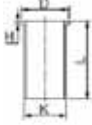
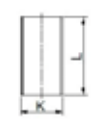
	Type			
---	------	---	--	---

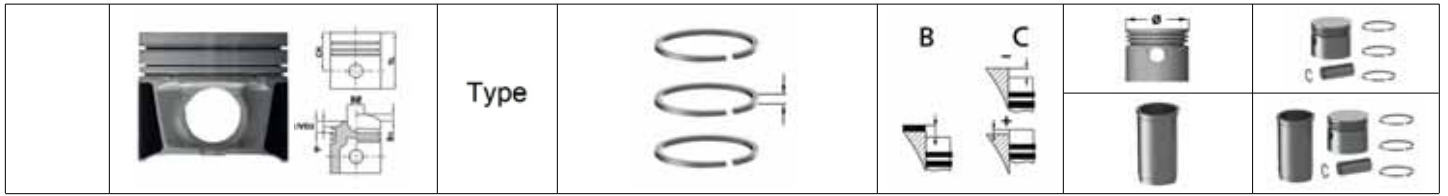
	K=105,80 L=227,30 H+F=5,00+0,90 D=109,00	DS +2,50			51-65840-250
	K=103,28 L=229,00 H+F= +	DS			51-65845-000

98,480

4.236AT D 4 Cyl 3864cc

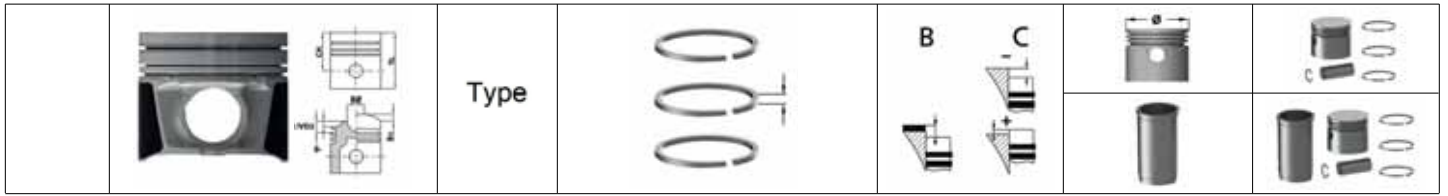
	11-01871-000 CH 70,250 B- 20,400 BØ 61,000 TL 108,250  38,10x82,50	AP CP	91-09868-000 1 3,160  CrP 2 2,385  P 3 4,747  CrP		Ø 98,480	31-03871-000
	K=104,21 L=227,00 H=3,83 D=107,38	DF			51-35842-000	71-07872-000
	K=103,21 L=227,30 H+F=3,81+1,00 D=106,36	DF			51-35844-000	71-07871-000
	K=104,21 L=227,30 H+F=3,81+1,00 D=107,36	DF +1,00			51-35844-100	
	K=103,28 L=227,30 H+F=3,85+0,90 D=106,40	DS			51-65840-000	
	K=103,55 L=227,30 H+F=3,85+0,90 D=106,40	DS +0,25			51-65840-025	
	K=103,80 L=227,30 H+F=3,85+0,90 D=106,40	DS +0,50			51-65840-050	
	K=104,30 L=227,30 H+F=3,85+0,90 D=107,40	DS +1,00			51-65840-100	

		Type			 	 
	K=104,80 L=227,30 H+F=5,00+0,90 D=108,00	DS +1,50			51-65840-150	
	K=105,80 L=227,30 H+F=5,00+0,90 D=109,00	DS +2,50			51-65840-250	
	K=104,26 L=227,00 H=3,81 D=107,38	DS			51-65841-000	
	K=104,75 L=227,00 H=3,81 D=107,38	DS +0,50			51-65841-050	
	K=105,25 L=227,00 H=5,00 D=108,35	DS +1,00			51-65841-100	
	K=103,28 L=229,00 H+F= +	DS			51-65845-000	



98,480
 6.354.4 D 4 Cyl 5800cc 116kW (155ps)

<p>11-01872-000 CH 70,250 B- 19,250 BØ 66,600 TL 108,250</p> <p>38,10x82,50</p>	<p>AP</p> <p>CP</p>	<p>91-09868-000</p> <p>1 3,160 CrP</p> <p>2 2,385 P</p> <p>3 4,747 CrP</p>	<p>0/+0,18</p>	<p>Ø 98,480</p>	<p>31-03872-000</p>
<p>K=103,28 L=227,30 H+F=3,85+0,90 D=106,40</p>	<p>DS</p>			<p>51-65840-000</p>	
<p>K=103,55 L=227,30 H+F=3,85+0,90 D=106,40</p>	<p>DS +0,25</p>			<p>51-65840-025</p>	
<p>K=103,80 L=227,30 H+F=3,85+0,90 D=106,40</p>	<p>DS +0,50</p>			<p>51-65840-050</p>	
<p>K=104,30 L=227,30 H+F=3,85+0,90 D=107,40</p>	<p>DS +1,00</p>			<p>51-65840-100</p>	
<p>K=104,80 L=227,30 H+F=5,00+0,90 D=108,00</p>	<p>DS +1,50</p>			<p>51-65840-150</p>	
<p>K=105,80 L=227,30 H+F=5,00+0,90 D=109,00</p>	<p>DS +2,50</p>			<p>51-65840-250</p>	

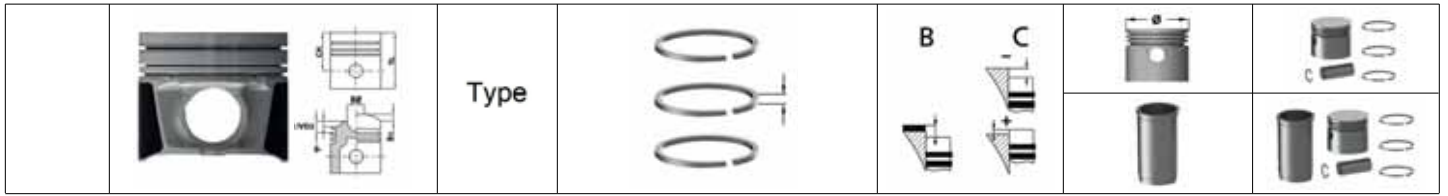


100,000						
BH 509 / Phazer 90	D	4 Cyl	4000cc	kW	(ps)	
Phaser 1000 Series 1004.4T	D	4 Cyl	4000cc	kW	(ps)	
Phaser 1000 Series 1006.6T	D	6 Cyl	6000cc	kW	(ps)	

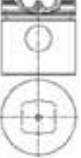








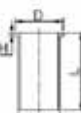

<p>11-01850-000 CH 70,020 B- 20,140 TL 108,000</p> <p>34,93x84,10</p>	AP	<p>91-09850-000</p> <p>1 2,500 Mo</p> <p>2 2,500 P</p> <p>3 4,000 CrP</p>	+0,14/+0,36	Ø 100,000	31-03850-000
	CP				
<p>K=104,21 L=226,45 H=3,85 D=107,45</p>	DF			51-35848-000	71-07850-000
<p>K=104,25 L=226,45 H=3,85 D=107,45</p>	DS			51-65847-000	
<p>K=104,50 L=226,45 H=3,85 D=107,45</p>	DS +0,25			51-65847-025	

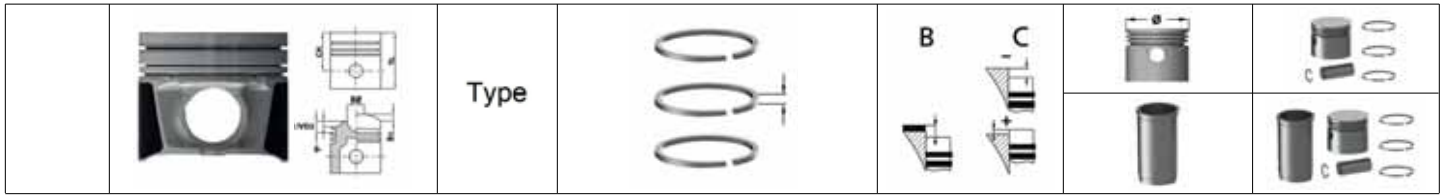
100,000						
BH 509 / Phazer 90	D	4 Cyl	4000cc			
Phaser 1000 Series 1004.4T	D	4 Cyl	4000cc			
Phaser 1000 Series 1006.6T	D	6 Cyl	6000cc			

<p>11-01855-000 CH 69,950 B- 19,500 BØ 56,000 TL 108,000</p> <p>38,10x82,50</p>	AP	<p>91-09855-000</p> <p>1 3,500 MoP</p> <p>2 2,500 P</p> <p>3 4,000 CrP</p>		Ø 100,000	31-03855-000
	CP				
<p>K=104,21 L=226,45 H=3,85 D=107,45</p>	DF			51-35848-000	71-07855-000
<p>K=104,25 L=226,45 H=3,85 D=107,45</p>	DS			51-65847-000	
<p>K=104,50 L=226,45 H=3,85 D=107,45</p>	DS +0,25			51-65847-025	








100,000
 D 235 / Phazer 160 T / 180 TI D 6 Cyl 5985cc

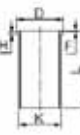
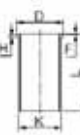
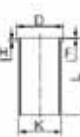
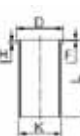
  38,10x82,50	11-01856-000 CH 70,160 B- 19,500 TL 108,060	AP CP	91-09856-000 1 3,000  MoP 2 2,500  P 3 4,000  CrP	+0,25/+0,40	Ø 100,000	31-03856-000
	K=104,21 L=226,45 H=3,85 D=107,45	DF			51-35848-000	71-07856-000
	K=104,25 L=226,45 H=3,85 D=107,45	DS			51-65847-000	
	K=104,50 L=226,45 H=3,85 D=107,45	DS +0,25			51-65847-025	
	K=104,28 L=227,30 H=3,90 D=107,70	DS			51-65850-000	
	K=104,80 L=227,30 H=3,90 D=107,70	DS +0,50			51-65850-050	
	K=105,28 L=227,30 H=5,00 D=108,70	DS +1,00			51-65850-100	



100,000

T4.40	D	1990	1992	4 Cyl	3990cc
T6.60	D	1994		6 Cyl	5984cc

	11-01861-000 CH 70,300 B- 21,750 BØ 52,800 TL 108,230	AP	91-09855-000 1 3,500  MoP 2 2,500  P 3 4,000  CrP	+0,382/+0,504	Ø 100,000	31-03861-000
 39,70x78,00						
Perkins ve Renault Trucks (RVI) ile Ortak Motor						

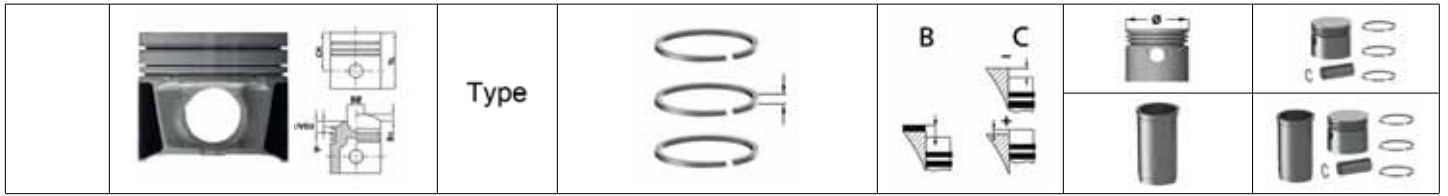
	K=104,21 L=227,00 H+F=3,86+1,00 D=107,45	DF			51-35828-000	71-07861-000
	K=104,23 L=227,00 H+F=3,86+1,00 D=107,45	DF +0,02			51-35828-002	
	K=104,28 L=227,00 H+F=3,85+0,90 D=107,45	DS			51-65858-000	
	K=104,78 L=227,00 H+F=3,85+0,90 D=107,45	DS +0,50			51-65858-050	



100,000							
1106C-E60TA Euro 2	D	2001	6 Cyl	5984cc	88-130kW	(120-175ps)	
T 4.40	D	1992	4 Cyl	3990cc	82-88kW	(112-120ps)	
T 6.60	D	1994	6 Cyl	5984cc	88kW	(120ps)	

<p>11-02466-000 CH 70,266 B- 21,750 BØ 52,800 TL 108,230</p> <p>39,70x78,00</p>	AP	<p>91-09466-000</p> <p>1 3,500 MoP</p> <p>2 2,500 MoP</p> <p>3 3,500 CR</p>		Ø 100,000	31-04466-000
	Massey-Ferguson, Perkins ve Renault Trucks (RVI) ile Ortak Motor				

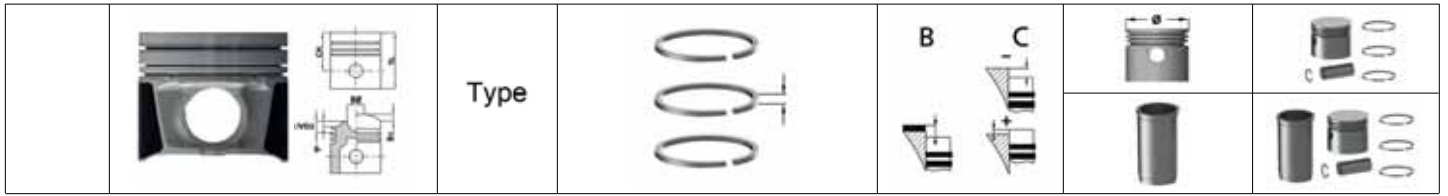
<p>K=104,21 L=226,45 H=3,85 D=107,45</p>	DF			51-35848-000	71-08466-000
<p>K=104,26 L=227,50 H+F=3,81+1,00 D=107,35</p>	DF			51-35849-000	71-08468-000
<p>K=104,26 L=227,50 H+F=3,81+1,00 D=107,35</p>	DS			51-65839-000	
<p>K=104,76 L=227,50 H+F=3,81+1,00 D=107,35</p>	DS +0,50			51-65839-050	
<p>K=104,25 L=226,45 H=3,85 D=107,45</p>	DS			51-65847-000	
<p>K=104,50 L=226,45 H=3,85 D=107,45</p>	DS +0,25			51-65847-025	



101,054

4.248 Series A4.248 / 4.236 Series A4.248 D 6 Cyl 4064cc 53-61kW (72-83ps)

<p>11-01851-000 CH 70,300 B- 21,100 BØ 61,450 TL 121,100</p> <p>34,93x84,10</p>	<p>Type</p> <p>CP</p>	<p>91-09851-000</p> <p>1 2,500 Mo 2 2,500 3 5,000 CR</p>	<p>+0,08/+0,25</p>	<p>Ø 101,054</p>	<p>31-03851-000</p>
	<p>K=104,20 L=227,20 H+F=3,80+0,85 D=107,40</p>	<p>DF</p>		<p>51-35852-000</p>	<p>71-07851-000</p>
	<p>K=104,33 L=227,20 H+F=3,85+0,90 D=107,45</p>	<p>DS</p>		<p>51-65851-000</p>	
	<p>K=104,55 L=227,20 H+F=3,85+0,90 D=107,45</p>	<p>DS +0,25</p>		<p>51-65851-025</p>	
	<p>K=104,80 L=227,20 H+F=3,85+0,90 D=107,45</p>	<p>DS +0,50</p>		<p>51-65851-050</p>	
	<p>K=105,05 L=227,20 H+F=3,85+0,90 D=107,45</p>	<p>DS +0,75</p>		<p>51-65851-075</p>	
	<p>K=105,30 L=227,20 H+F=3,85+0,90 D=108,45</p>	<p>DS +1,00</p>		<p>51-65851-100</p>	
	<p>K=105,80 L=227,20 H+F=5,00+0,90 D=108,95</p>	<p>DS +1,50</p>		<p>51-65851-150</p>	
	<p>K=103,33 L=224,00</p>	<p>DS</p>		<p>51-65853-000</p>	




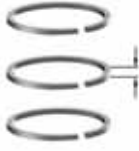
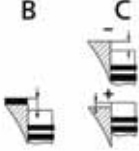

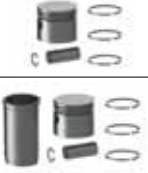
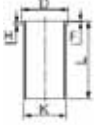
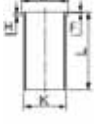
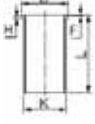

101,054

4248 D 1969 4 Cyl 4064cc 53-66kW (72-90ps)

	<p>11-01852-000 CH 70,100 B- 21,000 BØ 61,500 TL 120,900</p> <p> 34,93x84,10</p>	<p>Type</p> <p>CP</p>	<p>91-09852-000</p> <p>1 2,385 CR 2 2,385 CR 3 2,385 CR 4 6,335 CR</p>		<p>Ø 101,054</p>	<p>31-03852-000</p>
--	---	-----------------------	---	--	------------------	----------------------------

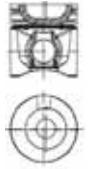




Massey-Ferguson ve Perkins ile Ortak Motor

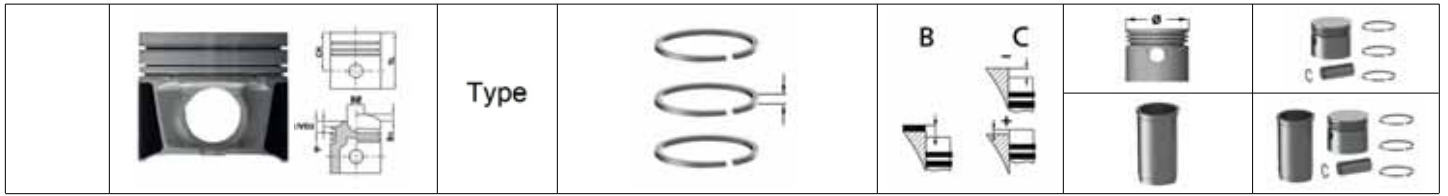
	<p>K=104,21 L=227,00 H=3,83 D=107,38</p>	<p>DF</p>			<p>51-35846-000</p>	<p>71-07131-000</p>
	<p>K=104,20 L=227,20 H+F=3,80+0,85 D=107,40</p>	<p>DF</p>			<p>51-35852-000</p>	<p>71-07852-000</p>
	<p>K=104,26 L=227,00 H=3,83 D=107,38</p>	<p>DS</p>			<p>51-65843-000</p>	
	<p>K=104,76 L=227,00 H=3,83 D=107,38</p>	<p>DS +0,50</p>			<p>51-65843-050</p>	
	<p>K=105,26 L=227,00 H=5,00 D=107,38</p>	<p>DS +1,00</p>			<p>51-65843-100</p>	
	<p>K=104,33 L=227,20 H+F=3,85+0,90 D=107,45</p>	<p>DS</p>			<p>51-65851-000</p>	
	<p>K=104,55 L=227,20 H+F=3,85+0,90 D=107,45</p>	<p>DS +0,25</p>			<p>51-65851-025</p>	
	<p>K=104,80 L=227,20 H+F=3,85+0,90 D=107,45</p>	<p>DS +0,50</p>			<p>51-65851-050</p>	

		Type				
	K=105,05 L=227,20 H+F=3,85+0,90 D=107,45	DS +0,75			51-65851-075	
	K=105,30 L=227,20 H+F=3,85+0,90 D=108,45	DS +1,00			51-65851-100	
	K=105,80 L=227,20 H+F=5,00+0,90 D=108,95	DS +1,50			51-65851-150	
	K=103,33 L=224,00	DS			51-65853-000	

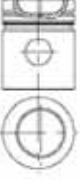





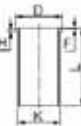
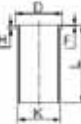
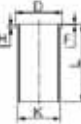
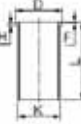


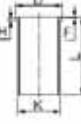

101,060









P4000 NA D 4 Cyl 3929cc kW (ps)

	11-01967-000 CH 70,500 B- 21,140 BØ 61,450 TL 108,500  34,92x77,00	AP	99-09376-000 1 3,000  CR St 2 2,500  P 3 4,000  CR St		Ø 101,060	39-03967-000
--	---	----	--	--	-----------	--------------










101,060
 Motor 4248 D 8 Cyl cc

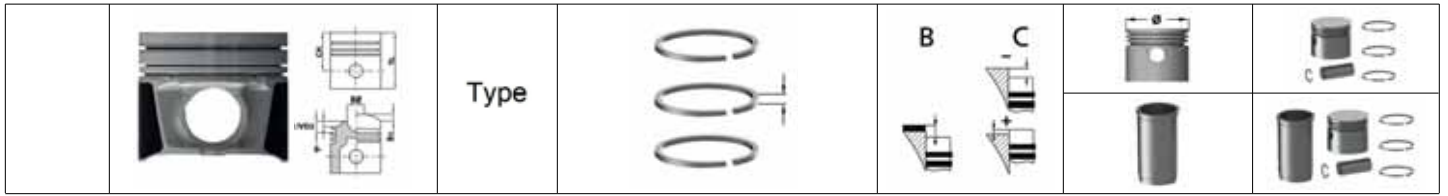
  34,92x83,90	11-02474-000 CH 70,620 B- 20,780 BØ 61,400 TL 121,420		91-09837-000 1 2,385  CR 2 2,385  P 3 2,385  P 4 4,747  CR		Ø 101,060	31-04474-000
	K=104,20 L=227,20 H+F=3,80+0,85 D=107,40	DF			51-35852-000	71-07820-000
	K=104,33 L=227,20 H+F=3,85+0,90 D=107,45	DS			51-65851-000	
	K=104,55 L=227,20 H+F=3,85+0,90 D=107,45	DS +0,25			51-65851-025	
	K=104,80 L=227,20 H+F=3,85+0,90 D=107,45	DS +0,50			51-65851-050	
	K=105,05 L=227,20 H+F=3,85+0,90 D=107,45	DS +0,75			51-65851-075	
	K=105,30 L=227,20 H+F=3,85+0,90 D=108,45	DS +1,00			51-65851-100	
	K=105,80 L=227,20 H+F=5,00+0,90 D=108,95	DS +1,50			51-65851-150	
	K=103,33 L=224,00	DS			51-65853-000	

	<p>Type</p>		<p>B</p> 	<p>C</p> 		
						

103,000

1004.42 D 4 Cyl 4230cc 45kW (61ps)

	<p>11-02460-000 CH 70,240 VD1 1,100 VD2 1,500 B- 22,000 BØ 52,300 TL 108,200</p>  <p>39,70x74,00</p>		<p>91-09461-000 1 2,500  MoP 2 2,500  P 3 3,500  CR</p>		<p>Ø 103,000</p>	<p>31-04460-000</p>
	<p>K=106,97 L=228,00 H=4,00 D=110,00</p>	<p>DF</p>			<p>51-35827-000</p>	<p>71-08460-000</p>
	<p>K=107,03 L=228,00 H=4,00 D=110,00</p>	<p>DS</p>			<p>51-65861-000</p>	

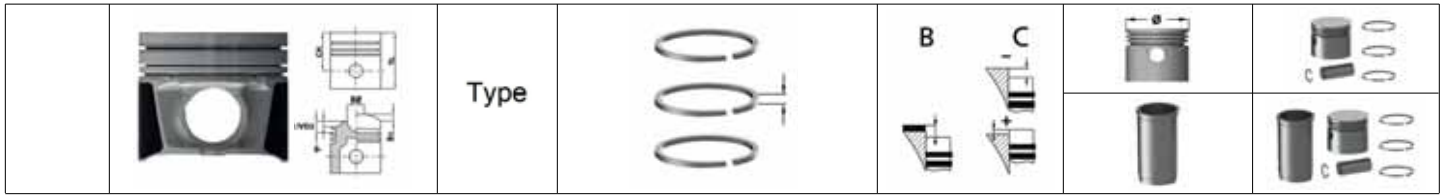


105,000		Type		B	C		
1103A-33G		D		3 Cyl	3300cc		
1103A-33TG1		D		3 Cy	3300cc		
1103C-33 Euro2		D 2004		3 Cyl	3300cc		
1103C-33T Euro2		D 2004		3 Cyl	3300cc		
1103C-33TG2		D		3 Cyl	3300cc		
1103D-33 Euro3		D		3 Cyl	3300cc		
1104A-44		D		4 Cyl	4400cc		
1104C-44T Euro2		D 2001		4 Cyl	4400cc		
1104C-44TA Euro2		D 2001		4 Cyl	4400cc		
1104C-44TG2 / 44TG3 Euro2		D		4 Cyl	4400cc		
1104C-E44T Euro2		D		4 Cyl	4400cc		
1104C-E44TA Euro2		D		4 Cyl	4400cc		
1104D-44TG1 Euro3		D		4 Cyl	4400cc		

<p>11-02465-000 CH 70,100 B- 22,000 BØ 55,100 TL 108,000</p> <p> 39,70x78,00</p>	AP	<p>91-09465-000</p> <p>1 3,500 MoP</p> <p>2 2,500 P</p> <p>3 3,500 CrP</p>		<p>Ø 105,000</p> <p>Ø 105,500</p> <p>Ø 106,000</p>	<p>31-04465-000</p> <p>31-04465-050</p> <p>31-04465-100</p>
---	----	--	--	--	--

Massey-Ferguson ve Perkins ile Ortak Motor

<p>K=108,00 L=227,00 H=5,10 D=109,40</p>	DF			51-35833-000	71-08465-000
<p>K=108,06 L=227,00 H=5,10 D=109,40</p>	DS			51-65836-000	
<p>K=108,56 L=227,00 H=5,10 D=109,90</p>	DS +0,50			51-65836-050	



105,000							
1103C-33 Euro2	D	2004	3 Cyl	3300cc	39-43kW	(53-58ps)	
1104A-44	D		4 Cyl	4400cc	50-64kW	(67-84ps)	
1104C-44 Euro2	D	2001	4 Cyl	4400cc	50-64kW	(67-84ps)	
1104C-E44 Euro2	D		4 Cyl	4400cc	50-64kW	(67-84ps)	
1104D-44 Euro3	D		4 Cyl	4400cc	54-56kW	(73-75ps)	

<p>11-02467-000 CH 70,100 B- 22,400 BØ 51,250 TL 108,000</p> <p>39,70x70,00</p>	<p>91-09467-000</p> <p>1 2,500 CR 2 2,500 P 3 3,500 CrP</p>	<p>Ø 105,000 Ø 105,500 Ø 106,000</p>	<p>31-04467-000 31-04467-050 31-04467-100</p>
Massey-Ferguson ve Perkins ile Ortak Motor			

<p>K=108,00 L=227,00 H=5,10 D=109,40</p>	DF			51-35833-000	71-08467-000
<p>K=108,06 L=227,00 H=5,10 D=109,40</p>	DS			51-65836-000	
<p>K=108,56 L=227,00 H=5,10 D=109,90</p>	DS +0,50			51-65836-050	

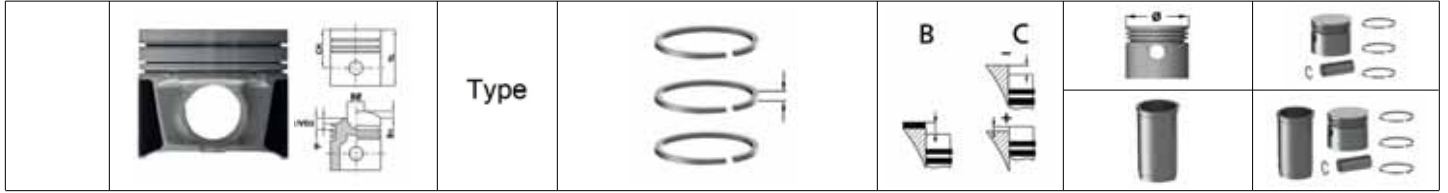


105,000							
1104C-44 Euro2			D	2003	4 Cyl	4400cc	50-64kW (67-84ps)
1104C-44T Euro2			D	2003	4 Cyl	4400cc	60-85kW (82-116ps)
1104C-44TA Euro2			D	2003	4 Cyl	4400cc	85-99kW (115-135ps)

<p>11-02469-000 CH 70,100 B- 22,700 BØ 56,700 TL 108,000</p> <p>39,70x78,00</p>	AP	<p>91-09465-000</p> <p>1 3,500 MoP</p> <p>2 2,500 P</p> <p>3 3,500 CrP</p>			<p>Ø 105,000</p> <p>Ø 105,500</p> <p>Ø 106,000</p>	<p>31-04469-000</p> <p>31-04469-050</p> <p>31-04469-100</p>
	DF				51-35833-000	71-08469-000
	DS				51-65836-000	
	DS +0,50				51-65836-050	

105,000							
1104D-44 Euro 3			D		4 Cyl	4400cc	54-56kW (73-75ps)

<p>11-02961-000 CH 70,116 B- 21,900 BØ 48,400 TL 108,050</p> <p>39,70x70,00</p>		<p>91-09467-000</p> <p>1 2,500 CR</p> <p>2 2,500 P</p> <p>3 3,500 CrP</p>			<p>Ø 105,000</p>	<p>31-04961-000</p>



105,000							
1104D-44T Euro 3		D	4 Cyl	4400cc	56-75kW	(74-102ps)	
1106C-E66TAG2 Euro 2		D	6 Cyl	6600cc	117-131kW	(159-178ps)	
1106C-E66TAG3 Euro 2		D	6 Cyl	6600cc	130-144kW	(177-196ps)	
1106C-E66TAG4 Euro 2		D	6 Cyl	6600cc	157-173kW	(213-235ps)	
1106D-66TA Euro 3		D	6 Cyl	6600cc	82-130kW	(111-177ps)	
1106D-E66TAG4 Euro 3		D	6 Cyl	6600cc	174-193kW	(237-262ps)	









<p>11-02962-000 CH 70,116 B- 15,700 BØ 76,600 TL 108,050</p> <p>39,70x86,00</p>	<p>AP</p> <p>YS</p>	<p>91-09771-000</p> <p>1 3,000 CK</p> <p>2 2,500 P</p> <p>3 3,000 CR</p>		<p>Ø 105,000</p>	<p>31-04962-000</p>

105,000							
1104D-E44T Euro 3		D	4 Cyl	4400cc	55-75kW	(75-102ps)	
1104D-E44TA Euro 3		D	4 Cyl	4400cc	75-106kW	(102-144ps)	
1106D-E66TA Euro 3		D	6 Cyl	6600cc	90-205kW	(122-279ps)	

<p>11-02963-000 CH 70,116 B- 15,700 BØ 76,600 TL 108,050</p> <p>39,70x86,00</p>	<p>AP</p>	<p>91-09771-000</p> <p>1 3,000 CK</p> <p>2 2,500 P</p> <p>3 3,000 CR</p>		<p>Ø 105,000</p>	<p>31-04963-000</p>








Claas ve Perkins ile Ortak Motor

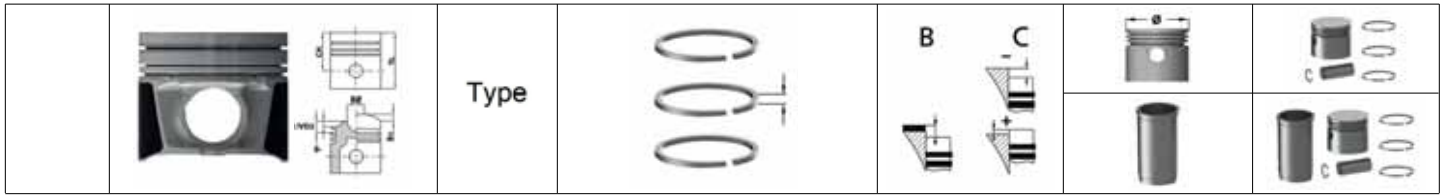
105,000							
1104D-44TA Euro 3		D	4 Cyl	4400cc	74-83kW	(100-111ps)	
<p>11-02964-000 CH 70,116 B- 22,940 BØ 50,000 TL 108,050</p> <p>39,70x78,00</p>	<p>AP</p>	<p>91-09771-000</p> <p>1 3,000 CK</p> <p>2 2,500 P</p> <p>3 3,000 CR</p>		<p>Ø 105,000</p>	<p>31-04964-000</p>		

	<p>Type</p>		<p>B</p> 	<p>C</p> 		
						

114,300

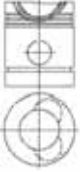





A4.318 D 4 Cyl 5215cc 72kW (98ps)

	<p>11-01835-000 CH 70,750 B- 24,000 BØ 66,000 TL 124,800</p>  <p>36,51x99,00</p>		<p>91-09835-000</p> <p>1 2,385  CR</p> <p>2 2,385  P</p> <p>3 2,385  P</p> <p>4 6,350  CR</p>		<p>Ø 114,300</p>	<p>31-03835-000</p>
	<p>K=117,88 L=230,80 H=2,71 D=121,13</p>	<p>DF</p>			<p>51-35856-000</p>	<p>71-07835-000</p>



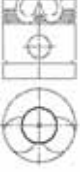





87,310

PH1 / PH1W	D	1 Cyl	659cc	kW	(ps)
PH2 / PH2W	D	2 Cyl	1318cc	kW	(ps)

 <p>11-01268-000 CH 63,600 VD1 0,610 B- 25,400 BØ 50,800 TL 106,000</p>  30,00x74,50	<p>91-09268-000</p> <p>1 2,385  CR</p> <p>2 2,385  P</p> <p>3 2,385  P</p> <p>4 4,747  P</p>	<p>Ø 87,310</p> <p>Ø 87,570</p> <p>Ø 87,820</p> <p>Ø 88,070</p> <p>Ø 88,320</p>	<p>31-03268-000</p> <p>31-03268-025</p> <p>31-03268-050</p> <p>31-03268-075</p> <p>31-03268-100</p>

96,960

Aircooled Engine	D	1 Cyl	cc
------------------	---	-------	----

 <p>11-01269-000 CH 63,600 VD1 0,600 B- 23,000 BØ 39,800 TL 106,000</p>  30,00x84,45	<p>91-09269-000</p> <p>1 2,385  CR</p> <p>2 2,385  P</p> <p>3 2,385  P</p> <p>4 4,747  CR</p>	<p>Ø 96,960</p>	<p>31-03269-000</p>






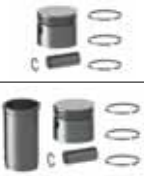
		Type				
--	--	------	--	--	--	--


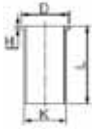
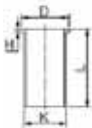


98,480

4236	D	1979	4 Cyl
A4.236	D		4 Cyl

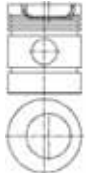






	11-01848-000 CH 70,050 B- 20,150 BØ 61,000 TL 120,850 34,93x84,10	AP CP	91-09867-000 1 2,385 CrP 2 2,385 P 3 4,747 CR	+0,28/+0,48	Ø 98,480	31-03848-000
	K=104,21 L=227,00 H=3,83 D=107,38	DF			51-35842-000	71-07858-000
	K=103,21 L=227,30 H+F=3,81+1,00 D=106,36	DF			51-35844-000	71-07848-000
	K=104,21 L=227,30 H+F=3,81+1,00 D=107,36	DF +1,00			51-35844-100	
	K=103,28 L=227,30 H+F=3,85+0,90 D=106,40	DS			51-65840-000	
	K=103,55 L=227,30 H+F=3,85+0,90 D=106,40	DS +0,25			51-65840-025	
	K=103,80 L=227,30 H+F=3,85+0,90 D=106,40	DS +0,50			51-65840-050	
	K=104,30 L=227,30 H+F=3,85+0,90 D=107,40	DS +1,00			51-65840-100	
	K=104,80 L=227,30 H+F=5,00+0,90 D=108,00	DS +1,50			51-65840-150	




Ihc/Case, Massey-Ferguson, Perkins, Renault Trucks (RVI) ve Volvo ile Ortak Motor


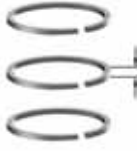
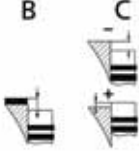

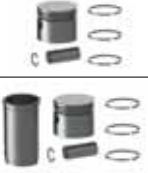
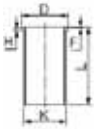
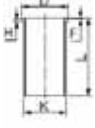
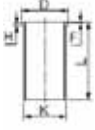
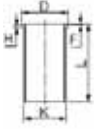
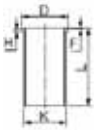
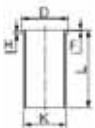


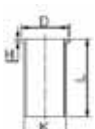
	Type		 B  C		
---	------	---	---	---	---


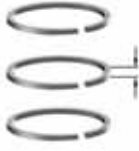
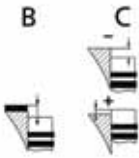





	K=105,80 L=227,30 H+F=5,00+0,90 D=109,00	DS +2,50			51-65840-250
	K=104,26 L=227,00 H=3,81 D=107,38	DS			51-65841-000
	K=104,75 L=227,00 H=3,81 D=107,38	DS +0,50			51-65841-050
	K=105,25 L=227,00 H=5,00 D=108,35	DS +1,00			51-65841-100
	K=103,28 L=229,00 H+F= +	DS			51-65845-000

98,480						
4236		D	1979	4 Cyl	3864cc	48-60kW (59-80ps)
A4.236		D		4 Cyl	3864cc	37-65kW (50-89ps)

	11-01863-000 CH 70,250 B- 20,280 BØ 60,500 TL 120,900  34,93x84,10		91-09863-000 1 2,385  CrP 2 2,385  P 3 2,385  P 4 6,350  CrP 5 6,350  P		Ø 98,480	31-03863-000
Ihc/Case, Massey-Ferguson, Perkins, Renault Trucks (RVI) ve Volvo ile Ortak Motor						







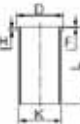
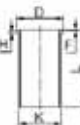
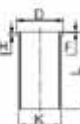
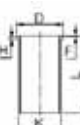
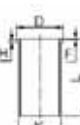
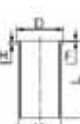

	K=104,21 L=227,00 H=3,83 D=107,38	DF			51-35842-000	71-07864-000
	K=103,21 L=227,30 H+F=3,81+1,00 D=106,36	DF			51-35844-000	71-07863-000
	K=104,21 L=227,30 H+F=3,81+1,00 D=107,36	DF +1,00			51-35844-100	

		Type				
	K=103,28 L=227,30 H+F=3,85+0,90 D=106,40	DS			51-65840-000	
	K=103,55 L=227,30 H+F=3,85+0,90 D=106,40	DS +0,25			51-65840-025	
	K=103,80 L=227,30 H+F=3,85+0,90 D=106,40	DS +0,50			51-65840-050	
	K=104,30 L=227,30 H+F=3,85+0,90 D=107,40	DS +1,00			51-65840-100	
	K=104,80 L=227,30 H+F=5,00+0,90 D=108,00	DS +1,50			51-65840-150	
	K=105,80 L=227,30 H+F=5,00+0,90 D=109,00	DS +2,50			51-65840-250	
	K=104,26 L=227,00 H=3,81 D=107,38	DS			51-65841-000	
	K=104,75 L=227,00 H=3,81 D=107,38	DS +0,50			51-65841-050	
	K=105,25 L=227,00 H=5,00 D=108,35	DS +1,00			51-65841-100	
	K=103,28 L=229,00 H+F= +	DS			51-65845-000	

	Type				
					

98,480

T4.38 D 1986 1990 4 Cyl 3864cc 58-72kW (79-98ps)

	11-01868-000 CH 70,250 B- 19,950 BØ 61,000 TL 108,250	AP	91-09868-000 1 3,160  CrP 2 2,385  P 3 4,747  CrP		Ø 98,480	31-03868-000
	38,10x82,50					
Massey-Ferguson, Perkins ve Renault Trucks (RVI) ile Ortak Motor						
	K=104,21 L=227,00 H=3,83 D=107,38	DF			51-35842-000	71-07868-000
	K=103,28 L=227,30 H+F=3,85+0,90 D=106,40	DS			51-65840-000	
	K=103,55 L=227,30 H+F=3,85+0,90 D=106,40	DS +0,25			51-65840-025	
	K=103,80 L=227,30 H+F=3,85+0,90 D=106,40	DS +0,50			51-65840-050	
	K=104,30 L=227,30 H+F=3,85+0,90 D=107,40	DS +1,00			51-65840-100	
	K=104,80 L=227,30 H+F=5,00+0,90 D=108,00	DS +1,50			51-65840-150	
	K=105,80 L=227,30 H+F=5,00+0,90 D=109,00	DS +2,50			51-65840-250	
	K=104,26 L=227,00 H=3,81 D=107,38	DS			51-65841-000	

		Type					
--	--	------	--	--	--	--	--

	K=104,75 L=227,00 H=3,81 D=107,38	DS +0,50				51-65841-050	
--	--	-------------	--	--	--	--------------	--

	K=105,25 L=227,00 H=5,00 D=108,35	DS +1,00				51-65841-100	
--	--	-------------	--	--	--	--------------	--

100,000
T4.40 D 1990 1992 6 Cyl 5984cc 82-88kW (112-120ps)

	11-01861-000 CH 70,300 B- 21,750 BØ 52,800 TL 108,230 39,70x78,00	AP	91-09855-000 1 3,500 MoP 2 2,500 P 3 4,000 CrP	+0,382/+0,504	Ø 100,000	31-03861-000
Perkins ve Renault Trucks (RVI) ile Ortak Motor						

	K=104,21 L=227,00 H+F=3,86+1,00 D=107,45	DF				51-35828-000	71-07861-000
--	---	----	--	--	--	--------------	--------------

	K=104,23 L=227,00 H+F=3,86+1,00 D=107,45	DF +0,02				51-35828-002	
--	---	-------------	--	--	--	--------------	--

	K=104,28 L=227,00 H+F=3,85+0,90 D=107,45	DS				51-65858-000	
--	---	----	--	--	--	--------------	--

	K=104,78 L=227,00 H+F=3,85+0,90 D=107,45	DS +0,50				51-65858-050	
--	---	-------------	--	--	--	--------------	--

	Type		B	C		

100,000

T4.40 D 1990 1992 4 Cyl 3990cc 82-88kW (112-120ps)

 11-02466-000 CH 70,266 B- 21,750 BØ 52,800 TL 108,230 39,70x78,00	AP	91-09466-000 1 3,500 MoP 2 2,500 3 3,500 CR			Ø 100,000	31-04466-000
 K=104,21 L=226,45 H=3,85 D=107,45	DF				51-35848-000	71-08466-000
 K=104,26 L=227,50 H+F=3,81+1,00 D=107,35	DF				51-35849-000	71-08468-000
 K=104,26 L=227,50 H+F=3,81+1,00 D=107,35	DS				51-65839-000	
 K=104,76 L=227,50 H+F=3,81+1,00 D=107,35	DS +0,50				51-65839-050	
 K=104,25 L=226,45 H=3,85 D=107,45	DS				51-65847-000	
 K=104,50 L=226,45 H=3,85 D=107,45	DS +0,25				51-65847-025	

	Type				
--	-------------	--	--	--	--

102,000

MIDR 06.02.26D Euro1 D 1989 2000 6 Cyl 6177cc 159-166kW (216-226ps)

 11-01314-000 CH 71,180 VD1 0,800 VD2 2,060 B- 20,790 BØ 58,800 TL 108,180 42,00x84,00	AP	91-09317-000 1 3,500 CR 2 2,500 CrP 3 4,000 CrP		O-Ring/Seal 55-50804-000 2 FPM 104,20x3,00	Ø 102,000 51-05209-000 52-05209-000	31-03314-000 71-07313-000 72-07313-000
 K=114,00 L=218,00 H+F=8,00+0,80 D=122,50	WF					

102,000

MIDR 06.02.26	D 2000	6 Cyl	6177cc	159kW	(216ps)
MIDR 06.02.26 A/4 / (B/4) / (U/4) / (V/4) / (V/41) / (V) / (W/4) / (Y41) Euro2	D 1992	6 Cyl	6177cc	100-184kW	(136-250ps)
MIDR 06.02.26D / S / U / W / X Euro1	D 1989 2000	6 Cyl	6177cc	110-166kW	(150-226ps)
MIDR 06.02.26DU	D 1991	6 Cyl	6177cc	110-166kW	(150-226ps)
MIDR 06.02.26H	D 1990 1993	6 Cyl	6177cc	144kW	(196ps)
MIDR 06.02.26Q	D 1990 1993	6 Cyl	6177cc	137kW	(186ps)
MIDR 06.02.26Y	D 2000	6 Cyl	6177cc	184kW	(250ps)

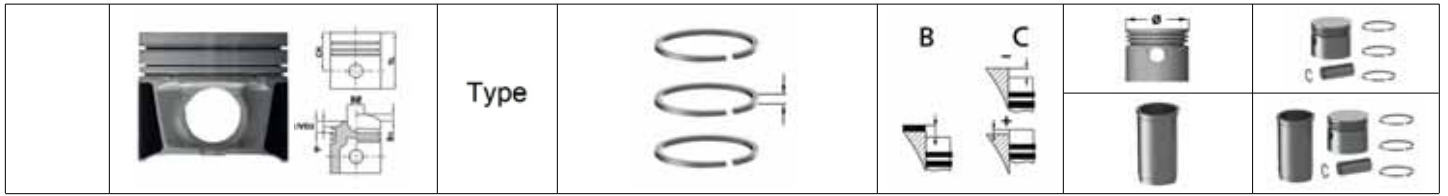
 11-01317-000 CH 70,700 VD1 0,800 B- 21,800 BØ 60,000 TL 107,700 42,00x84,00	AP	91-09317-000 1 3,500 CR 2 2,500 CrP 3 4,000 CrP		O-Ring/Seal 55-50804-000 2 FPM 104,20x3,00	Ø 102,000 51-05209-000 52-05209-000	31-03317-000 71-07317-000 72-07317-000
 K=114,00 L=218,00 H+F=8,00+0,80 D=122,50	WF					

	Type		B	C		

102,000

720	D	1979	1991	4 Cyl	3596cc	65-67kW	(88-91ps)
720.12	D	1976	1986	4 Cyl	3596cc	72kW	(98ps)

 11-01942-000 CH 75,580 B- 37,950 BØ 37,700 TL 120,600 36,00x86,00	AP	91-09942-000 1 3,000 MoP 2 2,500 P 3 5,000 CrP			Ø 102,000	31-03942-000
 K=114,00 L=234,50 H+F=8,00+0,80 D=120,90	WF				51-05942-000	71-07942-000
 K=114,00 L=218,00 H+F=8,00+0,70 D=120,70	WF-PH				51-05948-000	71-07076-000
 K=114,00 L=220,50 H+F=8,00+0,70 D=120,70	WF-PH				51-05949-000	71-07944-000

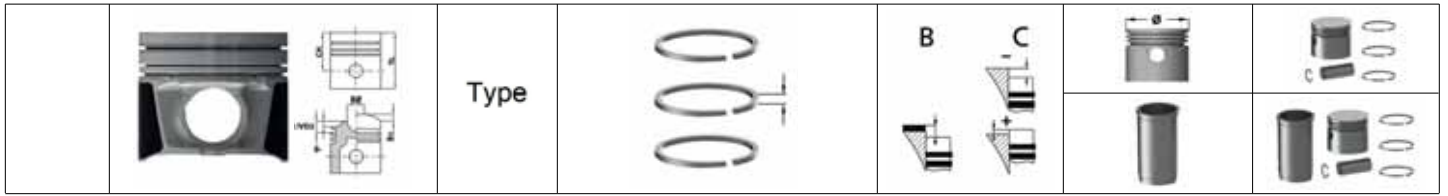


102,000										
797				D	1980	1991	6 Cyl	5496cc	89-100kW	(121-136ps)
797-10				D	1979	1984	6 Cyl	5496cc	98kW	(133ps)
797-21				D	1985	1990	6 Cyl	5496cc	76kW	(103ps)
797-23				D	1983	1991	6 Cyl	5496cc	96kW	(130ps)
797-26				D	1975	1990	6 Cyl	5496cc	98kW	(133ps)
797.20				D	1983	1991	6 Cyl	5496cc	89-113kW	(121-154ps)

<p>11-01943-000 CH 77,820 B- 38,200 BØ 38,400 TL 123,820</p> <p>36,00x86,00</p>	AP	<p>91-09942-000</p> <p>1 3,000 MoP 2 2,500 P 3 5,000 CrP</p>			Ø 102,000	31-03943-000
--	----	--	--	--	-----------	---------------------









Man, Renault, Renault Trucks (RVI) ve Saviem ile Ortak Motor

<p>K=114,00 L=235,50 H+F=8,00+0,80 D=121,00</p>	WF				51-05943-000	71-07943-000
<p>K=114,00 L=234,00 H+F=8,00+0,80 D=122,50</p>	WF				51-05944-000	71-07325-000



105,000						
D226-3		D	1968	3 Cyl	3117cc	35-44kW (48-60ps)
D226-4		D	1968	4 Cyl	4154cc	44-64kW (60-87ps)
D226-6		D	1969	6 Cyl	6234cc	74-96kW (101-131ps)







<p>11-01676-000 CH 59,800 B- 19,800 BØ 62,000 TL 112,800</p> <p>32,00x82,00</p>	CP	<p>91-09676-000</p> <p>1 3,000 CR</p> <p>2 2,000 P</p> <p>3 2,000 P</p> <p>4 4,000 CR</p>	-0,28/-0,60	Ø 105,000	<p>31-03676-000</p>
<p>K=115,00 L=213,00 H+F=8,07+1,00 D=123,00</p>	WF		O-Ring/Seal 55-50917-000 2 FPM 112,00x1,50 2 FPM 115,00x4,00	<p>51-05678-000 52-05678-000</p>	<p>71-07676-000 72-07676-000</p>
<p>K=108,05 L=214,00 H=6,05 D=111,80</p>	DF			51-35676-000	71-07677-000
<p>K=108,55 L=214,00 H=6,05 D=112,30</p>	DF +0,50			51-35676-050	
<p>K=108,05 L=214,00 H=6,05 D=111,80</p>	DS			51-65677-000	
<p>K=108,50 L=214,00 H=6,50 D=111,80</p>	DS +0,50			51-65677-050	

	Type				
					

108,000

DXi 5 160 / 190 / 215 / 220 / 360 Euro 4 D 4 Cyl 4761cc 118-265kW (160-360ps)

DXi 7 240 / 280 / 320 / 360 Euro 4 D 6 Cyl 7146cc 117-265kW (240-360ps)







	11-02036-000 CH 70,900 B- 19,600 BØ 64,500 TL 107,800	AP YS	91-09045-000 1 3,000  CK 2 2,000  P 3 3,500  CR		Ø 108,000	31-04036-000
	 45,00x86,00					
Deutz, Renault Trucks (RVI) ve Volvo ile Ortak Motor						

	K=120,00 L=228,00 H=8,07 D=131,70	WF		O-Ring/Seal 55-50613-000 2 FPM 112,00x3,00	51-06065-000 52-06065-000	71-08031-000 72-08031-000
--	--	----	--	---	-------------------------------------	-------------------------------------

120,000

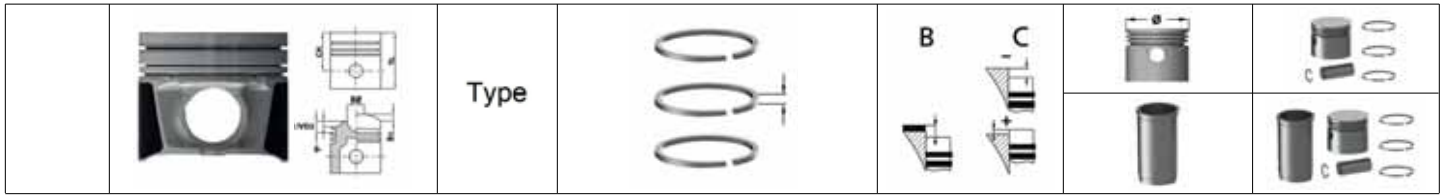
MIDR 06.20.45 D 1985 6 Cyl 9839cc 188-249kW (298-338ps)

MIDS 06.20.45 D 1984 1993 6 Cyl 9839cc 152-169kW (207-230ps)

	11-01315-000 CH 83,800 VD1 0,800 VD2 1,100 B- 24,080 BØ 74,000 TL 134,800	AP	91-09321-000 1 3,500  CR 2 3,000  P 3 4,000  CR		Ø 120,000	31-03315-000
	 50,00x97,40					

	K=135,00 L=260,50 H+F=9,28+0,80 D=147,00	WF-PH		O-Ring/Seal 55-50806-000 2 FPM 128,00x2,00 3 FPM 124,00x3,00	51-05210-000 52-05210-000	71-07314-000 72-07314-000
--	---	-------	--	--	-------------------------------------	-------------------------------------

	K=135,00 L=260,50 H+F=9,38+0,80 D=147,30	WF-PH		O-Ring/Seal 55-50807-000 2 FPM 128,00x2,00 3 FPM 123,00x4,00	51-05215-000 52-05215-000	71-07315-000 72-07315-000
--	---	-------	--	--	-------------------------------------	-------------------------------------



120,000						
MIDR 06.20.30 A	D	1980	6 Cyl	9834cc	190kW	(258ps)
MIDR 06.20.45 A/2	D	1982	6 Cyl	9834cc	202-206kW	(275-280ps)
MIHR 06.20.45 A41 Euro 2	D	1996	6 Cyl	9834cc	185kW	(252ps)
MIPR 06.20.45	D	1995	6 Cyl	9834cc	222-265kW	(302-360ps)
MIPR 06.20.45 A	D	1989	1992	6 Cyl	9834cc	210kW (286ps)
MIPR 06.20.45 B3 Euro 1	D	1992	1995	6 Cyl	9834cc	186-222kW (252-302ps)
MIPR 06.20.45 C3 Euro 1	D	1992	1995	6 Cyl	9834cc	152kW (207ps)
MIPR 06.20.45 E	D		6 Cyl	9834cc	222-265kW	(302-360ps)

<p>11-01321-000 CH 83,800 VD1 0,800 VD2 1,100 B- 23,000 BØ 73,800 TL 134,800</p> <p> 50,00x97,40</p>	AP	<p>91-09321-000</p> <p>1 3,500 CR 2 3,000 P 3 4,000 CR</p>		Ø 120,000	31-03321-000
<p>K=135,00 L=257,00 H+F=9,35+0,75 D=147,50</p>	WF		<p>O-Ring/Seal 55-50802-000 2 FPM 129,00x2,00 1 FPM 134,00x5,70 1 FPM 134,00x5,70</p>	<p>51-05214-000 52-05214-000</p>	<p>71-07318-000 72-07318-000</p>
<p>K=135,00 L=260,50 H+F=9,38+0,80 D=147,30</p>	WF-PH		<p>O-Ring/Seal 55-50807-000 2 FPM 128,00x2,00 3 FPM 123,00x4,00</p>	<p>51-05215-000 52-05215-000</p>	<p>71-07321-000 72-07321-000</p>



120,000						
M 420 / 520	D	4 Cyl	7917cc	88-110kW	(120-250ps)	
M 620 23 / P / T / Z3	D	4 Cyl	9500cc	132kW	(180ps)	
MDU 24 M / 25 M / 44 M / 44 M3 / 45 M / 46 M3 / MK	D	4 Cyl	7917cc	111kW	(151ps)	
MDX 16 M / 24 M / 26 M / 44 M / 44 M3 / 46 M / 48 M	D	4 Cyl	6328cc	88kW	(120ps)	
MDZ 23	D	4 Cyl	7917cc	111kW	(151ps)	

<p>11-01330-000 CH 90,200 B- 44,800 BØ 48,000 TL 147,000</p> <p>45,00x100,00</p>	AP	<p>91-09325-000</p> <p>1 3,250 CR 2 3,000 P 3 3,000 P 4 6,000 CR</p>		Ø 120,000	31-03330-000
<p>K=135,00 L=260,50 H+F=9,38+0,80 D=147,30</p>	WF-PH		<p>O-Ring/Seal 55-50807-000 2 FPM 128,00x2,00 3 FPM 123,00x4,00</p>	<p>51-05215-000 52-05215-000</p>	<p>71-07331-000 72-07331-000</p>
<p>K=133,00 L=275,00 H+F=10,05+0,90 D=149,00</p>	WF		<p>O-Ring/Seal 55-50801-000 1 NBR 128,00x4,00</p>	<p>51-05220-000 52-05220-000</p>	<p>71-07330-000 72-07330-000</p>

		Type				
--	--	------	--	--	--	--

120,000

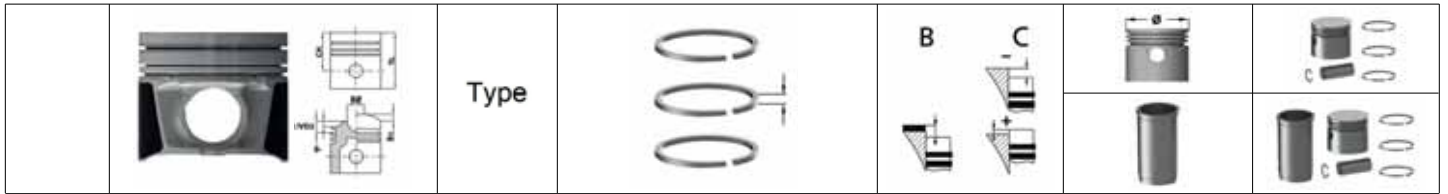
MID 06.20.30	D		6 Cyl	8822cc	141kW	(192ps)
MID 06.20.30 G	D	1978	1991	6 Cyl	8822cc	141kW (192ps)
MID 620.30	D	1975	1987	6 Cyl	8822cc	135-158kW (184-215ps)
MIP 06.20.30	D		6 Cyl	8822cc	135-158kW	(184-215ps)

	11-02905-000 CH 74,450 B- 24,680 BØ 67,900 TL 130,950 42,00x100,00	AP	91-09905-000 1 3,250 CR 2 3,000 CR 3 4,000 CR		Ø 120,000	31-04905-000
	K=135,00 L=260,50 H+F=9,28+0,80 D=147,00	WF-PH		O-Ring/Seal 55-50806-000 2 FPM 128,00x2,00 3 FPM 124,00x3,00	51-05210-000 52-05210-000	71-08905-000 72-08905-000
	K=135,00 L=241,00 H+F=9,28+0,80 D=147,30	WF-PH		O-Ring/Seal 55-50806-000 2 FPM 128,00x2,00 3 FPM 124,00x3,00	51-05211-000 52-05211-000	71-07133-000 72-07133-000

120,000

MIDS 06.20.30	D		6 Cyl	8820cc	162kW	(220ps)
---------------	---	--	-------	--------	-------	---------

	11-02906-000 CH 94,300 VD1 1,000 VD2 1,300 B- 23,130 BØ 68,000 TL 150,800 50,00x97,00	AP	91-09905-000 1 3,250 CR 2 3,000 CR 3 4,000 CR		Ø 120,000	31-04906-000
	K=135,00 L=260,50 H+F=9,28+0,80 D=147,00	WF-PH		O-Ring/Seal 55-50806-000 2 FPM 128,00x2,00 3 FPM 124,00x3,00	51-05210-000 52-05210-000	71-08912-000 72-08912-000
	K=135,00 L=260,50 H+F=9,38+0,80 D=147,30	WF-PH		O-Ring/Seal 55-50807-000 2 FPM 128,00x2,00 3 FPM 123,00x4,00	51-05215-000 52-05215-000	71-08906-000 72-08906-000

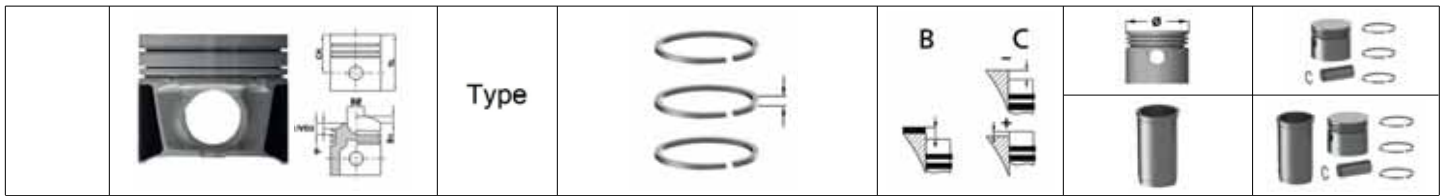


120,000									
MIDS 06.20.45 A2			D	1987	1996	6 Cyl	9939cc	202kW	(275ps)
MIPS 06.20.45			D	1984	1992	6 Cyl	9939cc	137kW	(186ps)
MIPS 06.20.45 A			D	1984	1992	6 Cyl	9939cc	129-144kW	(175-196ps)
MIPS 06.20.45 B			D	1984	1994	6 Cyl	9939cc	176kW	(239ps)
MIPS 06.20.45 C			D	1984	1992	6 Cyl	9939cc	129-144kW	(175-196ps)

<p>11-02939-000 CH 83,800 VD1 0,800 B- 23,340 BØ 74,000 TL 134,800</p> <p>50,00x97,40</p>	AP	<p>91-09321-000</p> <p>1 3,500 CR</p> <p>2 3,000 P</p> <p>3 4,000 CR</p>			Ø 120,000	31-04939-000
<p>K=135,00 L=260,50 H+F=9,28+0,80 D=147,00</p>	WF-PH			<p>O-Ring/Seal</p> <p>55-50806-000</p> <p>2 FPM 128,00x2,00</p> <p>3 FPM 124,00x3,00</p>	<p>51-05210-000</p> <p>52-05210-000</p>	<p>71-08946-000</p> <p>72-08946-000</p>
<p>K=135,00 L=257,00 H+F=9,35+0,75 D=147,50</p>	WF			<p>O-Ring/Seal</p> <p>55-50802-000</p> <p>2 FPM 129,00x2,00</p> <p>1 FPM 134,00x5,70</p> <p>1 FPM 134,00x5,70</p>	<p>51-05214-000</p> <p>52-05214-000</p>	<p>71-08937-000</p> <p>72-08937-000</p>
<p>K=135,00 L=260,50 H+F=9,38+0,80 D=147,30</p>	WF-PH			<p>O-Ring/Seal</p> <p>55-50807-000</p> <p>2 FPM 128,00x2,00</p> <p>3 FPM 123,00x4,00</p>	<p>51-05215-000</p> <p>52-05215-000</p>	<p>71-08939-000</p> <p>72-08939-000</p>

120,000									
MIDR 06			D			6 Cyl	9839cc	202-265kW	(275-360ps)

<p>11-02942-000 CH 83,800 VD1 0,800 B- 26,400 BØ 85,000 TL 134,800</p> <p>50,00x97,40</p>	AP	<p>91-09321-000</p> <p>1 3,500 CR</p> <p>2 3,000 P</p> <p>3 4,000 CR</p>			Ø 120,000	31-04942-000
<p>K=135,00 L=257,00 H+F=9,35+0,75 D=147,50</p>	WF			<p>O-Ring/Seal</p> <p>55-50802-000</p> <p>2 FPM 129,00x2,00</p> <p>1 FPM 134,00x5,70</p> <p>1 FPM 134,00x5,70</p>	<p>51-05214-000</p> <p>52-05214-000</p>	<p>71-08945-000</p> <p>72-08945-000</p>
<p>K=135,00 L=260,50 H+F=9,38+0,80 D=147,30</p>	WF-PH			<p>O-Ring/Seal</p> <p>55-50807-000</p> <p>2 FPM 128,00x2,00</p> <p>3 FPM 123,00x4,00</p>	<p>51-05215-000</p> <p>52-05215-000</p>	<p>71-08942-000</p> <p>72-08942-000</p>



120,000

MIDR 06.20.45 B/3 Euro 1	D	1991	1996	6 Cyl	9840cc	195kW	(265ps)
MIDR 06.20.45 D/3 Euro 1	D	1990	1998	6 Cyl	9840cc	222kW	(302ps)
MIDR 06.20.45 D/41 Euro 2	D	1996	2002	6 Cyl	9840cc	219kW	(298ps)
MIDR 06.20.45 DD	D	1990	1996	6 Cyl	9840cc	222kW	(302ps)
MIDR 06.20.45 E Euro 1	D	1988	1998	6 Cyl	9840cc	236-249kW	(321-339ps)
MIDR 06.20.45 E/2 Euro 1	D	1990	1993	6 Cyl	9840cc	249kW	(339ps)
MIDR 06.20.45 E/41 Euro 2	D	1996	2002	6 Cyl	9840cc	249kW	(338ps)
MIDR 06.20.45 H	D	1988	1993	6 Cyl	9840cc	240kW	(326ps)
MIDR 06.20.45 M41 Euro 2	D	1996		6 Cyl	9840cc	250kW	(340ps)
MIDS 06.20.45 B	D	1982	1993	6 Cyl	9840cc	192-202kW	(261-275ps)

<p>11-02943-000 CH 83,800 VD1 0,800 B- 22,500 BØ 73,800 TL 134,800</p> <p> 50,00x97,40</p>	AP	<p>91-09321-000</p> <p>1 3,500 CR 2 3,000 P 3 4,000 CR</p>		Ø 120,000	31-04943-000
<p>K=135,00 L=257,00 H+F=9,35+0,75 D=147,50</p>	WF		<p>O-Ring/Seal 55-50802-000 2 FPM 129,00x2,00 1 FPM 134,00x5,70 1 FPM 134,00x5,70</p>	<p>51-05214-000 52-05214-000</p>	<p>71-07127-000 72-07127-000</p>
<p>K=135,00 L=260,50 H+F=9,38+0,80 D=147,30</p>	WF-PH		<p>O-Ring/Seal 55-50807-000 2 FPM 128,00x2,00 3 FPM 123,00x4,00</p>	<p>51-05215-000 52-05215-000</p>	<p>71-08943-000 72-08943-000</p>
<p>K=134,90 L=260,50 H+F=9,35+0,70 D=147,20</p>	WF		<p>O-Ring/Seal 55-50803-000 2 FPM 128,00x2,00 2 FPM 123,00x4,00 1 FPM 125,00x133,20x6,65</p>	<p>51-05216-000 52-05216-000</p>	<p>71-08943-000 72-08943-000</p>

123,000

MIDR 06.23.56A / 41 Euro2	D	1996		6 Cyl	11160cc	280kW	(381ps)
MIDR 06.23.56B / 41 Euro2	D	1996	2002	6 Cyl	11160cc	288kW	(392ps)

<p>11-01316-000 CH 78,300 VD1 0,900 VD2 1,200 B- 24,100 BØ 75,000 TL 120,300</p> <p> 50,00x97,40</p>	AP	<p>91-09316-000</p> <p>1 3,500 CR 2 3,000 P 3 4,000 CR</p>		Ø 123,000	31-03316-000
<p>K=134,92 L=257,00 H+F=9,35+0,70 D=147,50</p>	WF		<p>O-Ring/Seal 55-50802-000 2 FPM 129,00x2,00 1 FPM 134,00x5,70 1 FPM 134,00x5,70</p>	<p>51-05227-000 52-05227-000</p>	<p>71-07316-000 72-07316-000</p>

		Type					
--	--	------	--	--	--	--	--

123,000

MIDR 06.23.56 A/41 Euro 2	D	1996	6 Cyl	11160cc	280kW	(381ps)
MIDR 06.23.56 B/41 Euro 2	D	1996	2002	6 Cyl	11160cc	288kW (392ps)

	11-01319-000 CH 78,300 VD1 0,900 VD2 1,200 B- 24,100 BØ 75,000 TL 120,300 50,00x97,40	AP PDB	91-09316-000 1 3,500 CR 2 3,000 P 3 4,000 CR	+0,30/+0,35	Ø 123,000	31-03319-000
	K=134,92 L=257,00 H+F=9,35+0,70 D=147,50	WF		O-Ring/Seal 55-50802-000 2 FPM 129,00x2,00 1 FPM 134,00x5,70 1 FPM 134,00x5,70	51-05227-000 52-05227-000	71-07139-000 72-07139-000

123,010

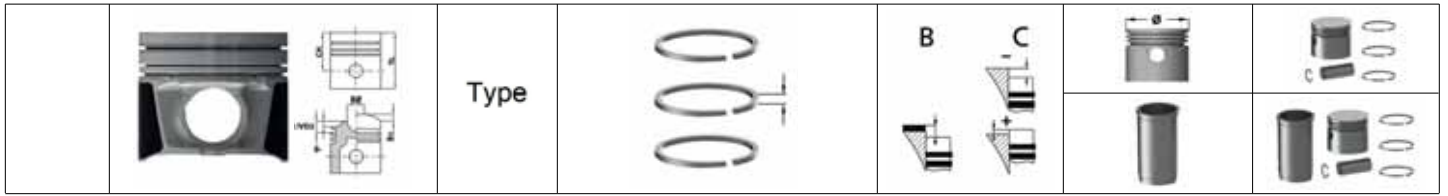
DXi 11 Euro3-4	D	2010	6 Cyl	10800cc	243-332kW	(330-450ps)
----------------	---	------	-------	---------	-----------	-------------

	11-02637-000 CH 78,400 VD1 1,000 B- 16,900 BØ 83,600 TL 114,400 54,00x73,00	MONOTHERM FRICTION STEEL PISTON	91-09182-000 1 3,500 PvD St 2 2,500 NT St 3 3,000 NT St		Ø 123,010	31-04637-000
Renault Truck (RVI) ve Volvo ile Ortak Motor						
	K=139,00 L=249,50 H+F=11,20+0,85 D=149,00	WF			51-05228-000	71-07178-000

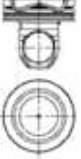




123,030

DCI 11 C.RAIL EURO 3	D	2002	6 Cyl	11100cc	303kW	(412ps)
----------------------	---	------	-------	---------	-------	---------

	11-02936-000 CH 78,480 VD1 1,600 B- 24,000 BØ 72,600 TL 114,480 50,00x102,20	STEEL PISTON	91-09316-000 1 3,500 CR 2 3,000 P 3 4,000 CR		Ø 123,030	31-04936-000
	K=134,92 L=257,00 H+F=9,35+0,70 D=147,30	WF		O-Ring/Seal 55-50802-000 2 FPM 129,00x2,00 1 FPM 134,00x5,70 1 FPM 134,00x5,70	51-05226-000 52-05226-000	71-08948-000 72-08948-000

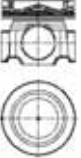






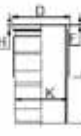
131,010						
DXi12440 Euro3	D	2005	6 Cyl	12100cc	324kW	(440ps)
DXi12480 Euro3	D	2005	6 Cyl	12100cc	353kW	(480ps)

 <p>11-02085-000 CH 87,400 B- 17,140 BØ 89,000 TL 129,400</p> <p> 55,00x107,00</p>	<p>91-09005-000</p> <p>1 4,000  Mo 2 3,000  P 3 4,000  CR</p>	<p>+0,15/+0,65</p>	<p>Ø 131,010</p>	<p>31-04085-000</p>	<p>STEEL PISTON</p>
					<p>Renault Trucks (RVI) ve Volvo ile Ortak Motor</p>






 <p>K=144,00 L=272,80 H+F=11,20+0,90 D=159,60</p>	<p>WF</p>	<p>O-Ring/Seal 55-50612-000 52-06064-000</p> <p>1 FPM 142,80x5,80 2 EPDM 142,80x5,80 1 FPM 145,00x2,50</p>	<p>51-06064-000 52-06064-000</p>	<p>71-08552-000 72-08552-000</p>
 <p>K=144,00 L=272,80 H+F=11,20+0,90 D=159,60</p>	<p>WF</p>	<p>O-Ring/Seal 55-50612-000 52-06083-000</p> <p>1 FPM 142,80x5,80 2 EPDM 142,80x5,80 1 FPM 145,00x2,50</p>	<p>51-06083-000 52-06083-000</p>	<p>71-08550-000 72-08550-000</p>

131,010						
Dxi 13 / 13 460	D		6 Cyl	12800cc	338kW	(460ps)
Dxi 13 500	D		6 Cyl	12800cc	368kW	(500ps)

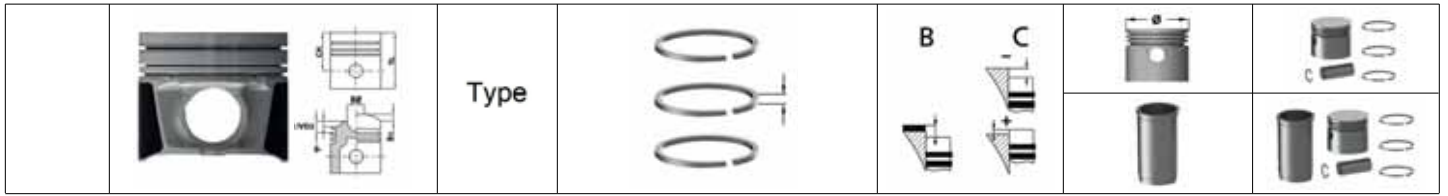
 <p>11-02656-000 CH 75,900 B- 18,100 BØ 89,000 TL 114,900</p> <p> 58,00x76,00</p>	<p>91-09089-000</p> <p>1 3,500  NiPVD St 2 2,500  NT St 3 3,000  NT St</p>	<p>Ø 131,010</p>	<p>31-04656-000</p>	<p>MONOTHERM FRICTION STEEL PISTON</p>
				<p>Volvo ve Renault ile Ortak Motor</p>

 <p>K=144,00 L=262,00 H+F=11,20+0,90 D=159,60</p>	<p>WF</p>	<p>O-Ring/Seal 55-50612-000 52-06088-000</p> <p>1 FPM 142,80x5,80 2 EPDM 142,80x5,80 1 FPM 145,00x2,50</p>	<p>51-06088-000 52-06088-000</p>	<p>71-07174-000 72-07174-000</p>

131,010						
Dxi 13 440 / 480	D	2009	6 Cyl	12780cc	353kW	(480ps)

 <p>11-02657-000 CH 75,900 B- 18,000 BØ 90,500 TL 114,900</p> <p> 58,00x76,00</p>	<p>91-09089-000</p> <p>1 3,500  NiPVD St 2 2,500  NT St 3 3,000  NT St</p>	<p>Ø 131,010</p>	<p>31-04657-000</p>	<p>MONOTHERM FRICTION STEEL PISTON</p>
				<p>Volvo ve Renault ile Ortak Motor</p>

 <p>K=144,00 L=262,00 H+F=11,20+0,90 D=159,60</p>	<p>WF</p>	<p>O-Ring/Seal 55-50612-000 52-06088-000</p> <p>1 FPM 142,80x5,80 2 EPDM 142,80x5,80 1 FPM 145,00x2,50</p>	<p>51-06088-000 52-06088-000</p>	<p>71-07173-000 72-07173-000</p>



135,030		MIDR 06.35.40	D	1979	6 Cyl	12024cc	226kW	(307ps)
		MIDR 06.35.40C	D	1980	1989	6 Cyl	12024cc	224-226kW (305-307ps)

<p>11-01320-000 CH 90,300 VD1 0,800 B- 29,120 BØ 78,000 TL 170,100</p> <p>55,00x112,00</p>	AP	<p>91-09320-000</p> <p>1 3,500 CrP 2 3,000 P 3 4,000 CrP</p>			Ø 135,030	31-03320-000
<p>K=143,02 L=286,00 H=7,00 D=147,00</p>	DF-PH				51-35320-000	71-07320-000
<p>K=143,02 L=286,00 H=7,35 D=148,90</p>	DF-PH				51-35322-000	71-07106-000
<p>K=143,25 L=286,00 H=7,35 D=148,90</p>	DF-PH +0,25				51-35322-025	

135,030		M 635.40	D	1964	6 Cyl	12024cc	177-224kW	(240-306ps)
----------------	--	----------	---	------	-------	---------	-----------	-------------

<p>11-01322-000 CH 90,300 B- 43,900 BØ 53,000 TL 170,200</p> <p>50,00x115,40</p>	AP	<p>91-09322-000</p> <p>1 3,500 CrP 2 3,000 P 3 3,000 P 4 6,000 CrP</p>			Ø 135,030	31-03322-000
<p>K=143,02 L=286,00 H=7,00 D=147,00</p>	DF-PH				51-35320-000	71-07107-000
<p>K=143,02 L=286,00 H=7,35 D=148,90</p>	DF-PH				51-35322-000	71-07322-000
<p>K=143,25 L=286,00 H=7,35 D=148,90</p>	DF-PH +0,25				51-35322-025	

		Type				
--	--	------	--	--	--	--

135,030

MDS 635.40	D	6 Cyl	12024cc	191-224kW	(260-305ps)
MS 06.35 T	D	6 Cyl	12024cc	191-224kW	(260-305ps)

	11-01323-000 CH 90,300 VD1 0,800 B- 40,900 BØ 57,000 TL 170,200 50,00x115,40	AP	91-09322-000 1 3,500 CrP 2 3,000 P 3 3,000 P 4 6,000 CrP		Ø 135,030	31-03323-000
	K=143,02 L=286,00 H=7,00 D=147,00	DF-PH			51-35320-000	71-07323-000
	K=143,02 L=286,00 H=7,35 D=148,90	DF-PH			51-35322-000	71-07108-000
	K=143,25 L=286,00 H=7,35 D=148,90	DF-PH +0,25			51-35322-025	

135,030

MDS 635.40	D	6 Cyl	12024cc	206kW	(280ps)
MIDS 06.35.40	D	6 Cyl	12024cc	206kW	(280ps)

	11-01324-000 CH 90,300 VD1 0,800 B- 29,120 BØ 78,000 TL 170,200 55,00x112,00	AP	91-09324-000 1 3,500 CrP 2 3,000 P 3 6,000 CrP		Ø 135,030	31-03324-000
	K=143,02 L=286,00 H=7,00 D=147,00	DF-PH			51-35320-000	71-07324-000
	K=143,02 L=286,00 H=7,35 D=148,90	DF-PH			51-35322-000	71-07109-000
	K=143,25 L=286,00 H=7,35 D=148,90	DF-PH +0,25			51-35322-025	

		Type					
--	--	------	--	--	--	--	--

135,030

MIDR 06.35.40 G	D	1986	1993	8 Cyl	12024cc	243-259kW	(330-352ps)
MIDR 06.35.40 H	D	1986	1996	8 Cyl	12024cc	259-276kW	(352-375ps)
MIDR 06.35.40 H2	D	1991	1992	8 Cyl	12024cc	275kW	(374ps)

	11-01329-000 CH 90,300 VD1 0,800 B- 26,030 BØ 78,000 TL 170,200 55,00x112,00	AP	91-09941-000 1 4,000 Mo 2 3,000 CrP 3 4,000 CR		Ø 135,030	31-03329-000
	K=143,02 L=286,00 H=7,00 D=147,00	DF-PH			51-35320-000	71-07329-000
	K=143,02 L=286,00 H=7,35 D=148,90	DF-PH			51-35322-000	71-07111-000
	K=143,25 L=286,00 H=7,35 D=148,90	DF-PH +0,25			51-35322-025	
	K=143,00 L=287,60 H+F=7,58+1,02 D=149,00	DF-PH			51-35323-000	71-07112-000

135,030

MIDR 06.35.40 J1 Euro 1	D	1991	1996	6 Cyl	12024cc	305-314kW	(415-427ps)
MIDR 06.35.40 L1	D	1991	1996	6 Cyl	12024cc	283kW	(385ps)

	11-02938-000 CH 90,400 VD1 0,700 B- 24,000 BØ 78,000 TL 149,400 55,00x108,00	AP PDB	91-09941-000 1 4,000 Mo 2 3,000 CrP 3 4,000 CR		Ø 135,030	31-04938-000
	K=143,00 L=287,60 H+F=7,58+1,02 D=149,00	DF-PH			51-35323-000	71-08938-000

	Type			
--	------	--	--	--

135,030





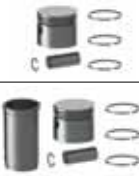
MIDR 06.35.40 J3 Euro 1	D	1992	1996	6 Cyl	12024cc	305kW	(415ps)
MIDR 06.35.40 L3 Euro 1	D			6 Cyl	12024cc	283kW	(385ps)
MIDR 06.35.40 M3 Euro 1	D	1992	1998	6 Cyl	12024cc	235kW	(320ps)
MIDR 06.35.40 N/3 Euro 1	D	1992	1998	6 Cyl	12024cc	283kW	(385ps)

 11-02941-000 CH 90,400 VD1 0,800 B- 21,800 BØ 78,000 TL 149,400 55,00x108,00	AP	91-09941-000 1 4,000 Mo 2 3,000 CrP 3 4,000 CR		Ø 135,030	31-04941-000
 K=143,00 L=287,60 H+F=7,58+1,02 D=149,00	DF-PH			51-35323-000	71-08941-000

135,030

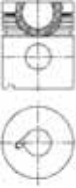





MIDR 06.35.40 J3 Euro 1	D	1992	1996	6 Cyl	12024cc	305kW	(415ps)
MIDR 06.35.40 L3 Euro 1	D			6 Cyl	12024cc	283kW	(385ps)
MIDR 06.35.40 M3 Euro 1	D	1992	1998	6 Cyl	12024cc	235kW	(320ps)
MIDR 06.35.40 N/3 Euro 1	D	1992	1998	6 Cyl	12024cc	283kW	(385ps)

 11-02944-000 CH 90,400 VD1 0,800 B- 21,800 BØ 78,000 TL 149,400 55,00x108,00	AP	91-09941-000 1 4,000 Mo 2 3,000 CrP 3 4,000 CR		Ø 135,030	31-04944-000
 K=143,00 L=287,60 H+F=7,58+1,02 D=149,00	DF-PH			51-35323-000	71-08944-000

	Type				
---	------	---	--	---	---

100,000

597	D	1967	6 Cyl	5278cc	92kW	(126ps)
-----	---	------	-------	--------	------	---------






	11-01946-000 CH 77,800 B- 36,650 BØ 36,000 TL 131,800	AP	91-09512-000 1 3,000  CrP 2 2,500  P 3 2,500  P 4 5,000  CrP		Ø 100,000	31-03946-000
	36,00x86,00					

	K=114,00 L=234,50 H+F=8,00+0,80 D=120,90	WF			51-05941-000	71-07941-000
--	---	----	--	--	---------------------	---------------------

102,000

720.08	D	1972	1986	4 Cyl	3596cc	66kW	(90ps)
--------	---	------	------	-------	--------	------	--------

720.12	D	1972	1986	4 Cyl	3596cc	72kW	(98ps)
--------	---	------	------	-------	--------	------	--------






	11-01942-000 CH 75,580 B- 37,950 BØ 37,700 TL 120,600	AP	91-09942-000 1 3,000  MoP 2 2,500  P 3 5,000  CrP		Ø 102,000	31-03942-000
	36,00x86,00					

Man, Renault Trucks (RVI) ve Saviem ile Ortak Motor

	K=114,00 L=234,50 H+F=8,00+0,80 D=120,90	WF			51-05942-000	71-07942-000
--	---	----	--	--	---------------------	---------------------

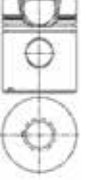




	K=114,00 L=218,00 H+F=8,00+0,70 D=120,70	WF-PH			51-05948-000	71-07076-000
--	---	-------	--	--	---------------------	---------------------

	K=114,00 L=220,50 H+F=8,00+0,70 D=120,70	WF-PH			51-05949-000	71-07944-000
--	---	-------	--	--	---------------------	---------------------

	Type				
---	------	---	--	---	---

102,000

797	D	1971	6 Cyl	5496cc	89-100kW	(121-136ps)
D 0216 BMXU	D	1971	6 Cyl	5496cc	110kW	(150ps)
U 5 M 62	D	1971	6 Cyl	5496cc	kW	(ps)

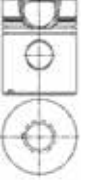




	11-01943-000 CH 77,820 B- 38,200 BØ 38,400 TL 123,820	AP	91-09942-000 1 3,000  MoP 2 2,500  P 3 5,000  CrP		Ø 102,000	31-03943-000
	36,00x86,00	Man, Renault, Renault Trucks (RVI) ve Saviem ile Ortak Motor				

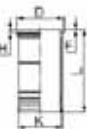
	K=114,00 L=235,50 H+F=8,00+0,80 D=121,00	WF			51-05943-000	71-07943-000
---	---	----	--	--	---------------------	---------------------

	K=114,00 L=234,00 H+F=8,00+0,80 D=122,50	WF			51-05944-000	71-07325-000
--	---	----	--	--	---------------------	---------------------






102,000

379-13 A	D	1971	6 Cyl	5489cc	kW	(ps)
----------	---	------	-------	--------	----	------

	11-02920-000 CH 77,800 B- 38,400 BØ 38,000 TL 131,700	AP	91-09942-000 1 3,000  MoP 2 2,500  P 3 5,000  CrP		Ø 102,000	31-04920-000
	36,00x86,00					

	K=114,00 L=235,50 H+F=8,00+0,80 D=121,00	WF			51-05943-000	71-08920-000
--	---	----	--	--	---------------------	---------------------

	K=114,00 L=234,00 H+F=8,00+0,80 D=122,50	WF			51-05944-000	71-07056-000
--	---	----	--	--	---------------------	---------------------

	Type				
---	-------------	---	--	---	---








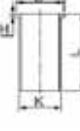
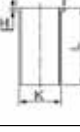
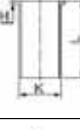
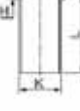
108,000

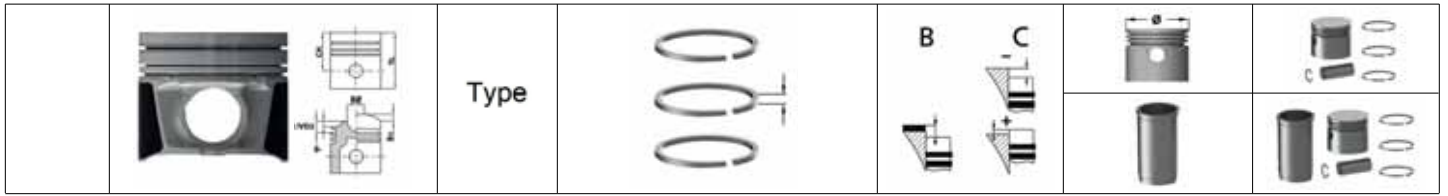
D0846HMN2

D 1969

6 Cyl

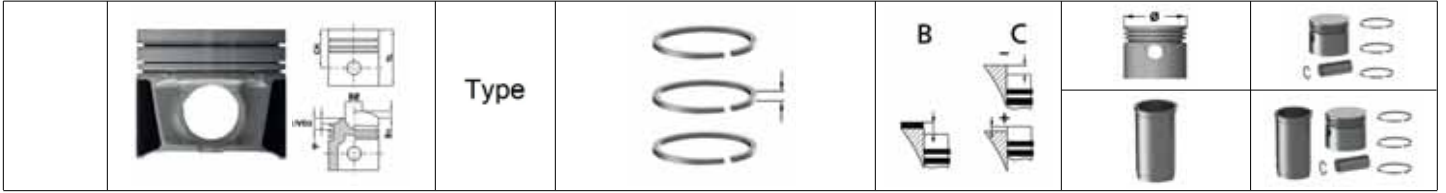
7252cc

	11-01591-000 CH 89,000 B- 40,000 BØ 43,300 TL 145,500	AP	91-09591-000 1 2,500  CrP 2 2,500  P 3 5,000  CrP	+0,16/+0,46	Ø 108,000	31-03591-000
 42,00x90,00		Man ve Saviem ile Ortak Motor				
	K=112,98 L=254,00 H=5,05 D=117,85	DF			51-35591-000	71-07591-000
	K=113,48 L=254,00 H=5,05 D=117,85	DF	+0,50		51-35591-050	
	K=113,98 L=254,00 H=5,05 D=117,85	DF	+1,00		51-35591-100	
	K=113,06 L=254,00 H=5,05 D=117,85	DS			51-65580-000	
	K=113,50 L=254,00 H=5,05 D=117,85	DS	+0,50		51-65580-050	
	K=114,00 L=254,00 H=6,00 D=118,85	DS	+1,00		51-65580-100	



121,000
 D2156 MTN5 D 1974 1978 6 Cyl 10344cc 188kW (256ps)

	<p>11-01573-000 CH 94,000 VD1 2,400 B- 48,350 BØ 47,200 TL 162,000</p> <p> 45,00x102,00</p>	<p>AP HA</p>	<p>91-09593-000 1 3,500 CrP 2 3,000 P 3 3,000 P 4 5,500 CrP</p>	<p>+0,05/+0,35</p>	<p>Ø 121,000</p>	<p>31-03573-000</p>
<p>Man ve Saviem ile Ortak Motor</p>						
	<p>K=125,98 L=287,00 H=8,00 D=131,80</p>	<p>DF</p>			<p>51-35587-000</p>	<p>71-07573-000</p>
	<p>K=126,48 L=287,00 H=8,00 D=131,80</p>	<p>DF +0,50</p>			<p>51-35587-050</p>	
	<p>K=126,98 L=287,00 H=8,00 D=131,80</p>	<p>DF +1,00</p>			<p>51-35587-100</p>	
	<p>K=126,05 L=287,00 H=8,05 D=132,00</p>	<p>DS</p>			<p>51-65593-000</p>	
	<p>K=126,55 L=287,00 H=8,05 D=132,00</p>	<p>DS +0,50</p>			<p>51-65593-050</p>	


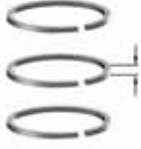
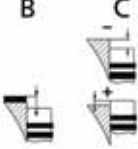






121,000

D2156 HM 6	D	1974	1975	6 Cyl	10344cc	173kW	(235ps)
D2156 HMN 6	D	1966	1975	6 Cyl	10344cc	169kW	(230ps)

<p>11-01593-000 CH 94,000 B- 48,600 BØ 47,100 TL 162,000</p> <p>45,00x102,00</p>	AP	<p>91-09593-000</p> <p>1 3,500 CrP 2 3,000 P 3 3,000 P 4 5,500 CrP</p>	Ø 121,000	31-03593-000
Man ve Saviem ile Ortak Motor				







<p>K=125,98 L=287,00 H=8,00 D=131,80</p>	DF		51-35587-000	71-07593-000
<p>K=126,48 L=287,00 H=8,00 D=131,80</p>	DF +0,50		51-35587-050	
<p>K=126,98 L=287,00 H=8,00 D=131,80</p>	DF +1,00		51-35587-100	
<p>K=126,05 L=287,00 H=8,05 D=132,00</p>	DS		51-65593-000	
<p>K=126,55 L=287,00 H=8,05 D=132,00</p>	DS +0,50		51-65593-050	

	Type				
					

121,000

D2156 HM6 D 1974 1975 6 Cyl 10344cc 173kW (235ps)

D2156 HMN6 D 1966 1975 6 Cyl 10344cc 169kW (230ps)

	11-01600-000 CH 94,000 B- 48,600 BØ 47,000 TL 162,000	AP HA	91-09593-000 1 3,500  CrP 2 3,000  P 3 3,000  P 4 5,500  CrP		Ø 121,000	31-03600-000
	45,00x102,00					


Man ve Saviem ile Ortak Motor

	K=125,98 L=287,00 H=8,00 D=131,80	DF			51-35587-000	71-07593-000
--	--	----	--	--	---------------------	---------------------

	K=126,48 L=287,00 H=8,00 D=131,80	DF +0,50			51-35587-050	
--	--	-------------	--	--	---------------------	--

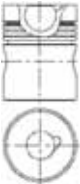





	K=126,98 L=287,00 H=8,00 D=131,80	DF +1,00			51-35587-100	
--	--	-------------	--	--	---------------------	--

	K=126,05 L=287,00 H=8,05 D=132,00	DS			51-65593-000	
--	--	----	--	--	---------------------	--









	K=126,55 L=287,00 H=8,05 D=132,00	DS +0,50			51-65593-050	
--	--	-------------	--	--	---------------------	--

121,000

Strok Boyu 0,20mm Kisa Piston / Stroke Length 0,20mm Shorter Piston Cyl cc kW (ps)

	11-01600-001 CH 93,800 B- 48,600 BØ 47,400 TL 161,800	AP HA	91-09593-000 1 3,500  CrP 2 3,000  P 3 3,000  P 4 5,500  CrP	+0,05/+0,35	Ø 121,000	31-03600-001
	45,00x102,00	CH -0,20 mm				

Man ve Saviem ile Ortak Motor

	<p>Type</p>		<p>B</p> 	<p>C</p> 		
						








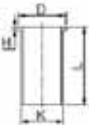
123,000






D2356 HM6DK

D 1974 1980

D2356 HMN5

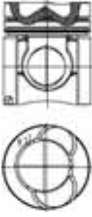



D 1974 1980


	<p>11-01572-000 CH 94,000 B- 50,500 BØ 48,500 TL 162,000</p>  <p>45,00x102,00</p>	<p>AP</p> <p>HA</p>	<p>91-09594-000</p> <p>1 3,500  CrP</p> <p>2 3,000  P</p> <p>3 3,000  P</p> <p>4 5,500  CrP</p>	<p>+0,05/+0,35</p>	<p>Ø 123,000</p>	<p>31-03572-000</p>
<p>Man ve Saviem ile Ortak Motor</p>						
	<p>K=125,98 L=287,00 H=8,00 D=132,00</p>	<p>DF</p>			<p>51-35594-000</p>	<p>71-07572-000</p>
	<p>K=126,48 L=287,00 H=8,00 D=132,00</p>	<p>DF</p> <p>+0,50</p>			<p>51-35594-050</p>	

	Type				
---	------	---	--	---	---

123,000

DS 9.05/06/08 D 1985 1991 6 Cyl 8471cc





	11-01146-000 CH 87,400 VD1 2,450 B- 20,150 BØ 69,000 TL 139,400	AP	91-09522-000 1 3,160  CR 2 2,385  CR 3 4,747  CR		Ø 123,000	31-03146-000
--	---	----	---	--	-----------	---------------------


 50,00x92,00

	K=127,95 L=265,00 H+F=10,25+0,80 D=140,70 R=18,00	WF		O-Ring/Seal 55-50701-000 <small>1 FPM129,50x4,00 2 FPM123,00x128,00x10,70</small>	51-05912-000 52-05912-000	71-08514-000 72-08514-000
--	---	----	--	--	--	--

115,000

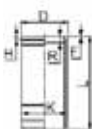
DS 9	D	1998	6 Cyl	8476cc	185kW	(252ps)
DS 9.05 / 06 / 08	D	1985	1998	6 Cyl	8476cc	155-185kW (211-252ps)
DSC 9	D	1985	1988	6 Cyl	8476cc	167kW (227ps)
DSC 9.07 / 08 / 09 Euro 1	D	1987	2001	6 Cyl	8476cc	184-208kW (250-283ps)

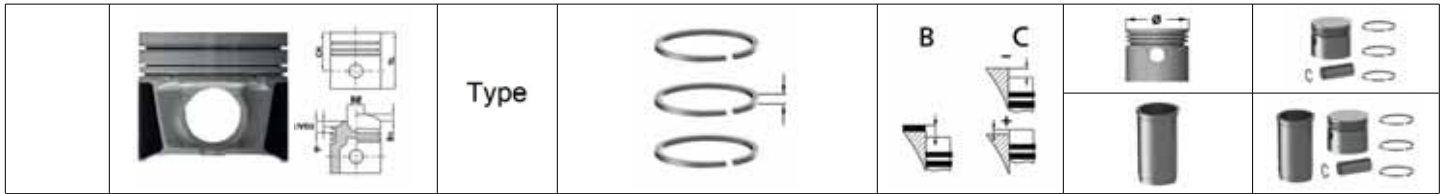
	11-02522-000 CH 87,400 B- 20,230 BØ 69,000 TL 139,400	AP	91-09522-000 1 3,160  CR 2 2,385  CR 3 4,747  CR	+0,07/+0,50	Ø 115,000	31-04522-000
--	--	----	---	-------------	-----------	---------------------

 50,00x92,00

	K=129,95 L=271,00 H+F=8,20+0,80 D=137,30 R=19,00	WF		O-Ring/Seal 55-50704-000 <small>3 FPM 129,50 x4,00</small>	51-05911-000 52-05911-000	71-07142-000 72-07142-000
--	--	----	--	---	--	--

	K=127,95 L=265,00 H+F=10,25+0,80 D=140,70 R=18,00	WF		O-Ring/Seal 55-50701-000 <small>1 FPM129,50x4,00 2 FPM123,00x128,00x10,70</small>	51-05912-000 52-05912-000	71-08522-000 72-08522-000
--	---	----	--	--	--	--

	K=129,95 L=271,00 H+F=8,20+0,80 D=137,30	WF-PH			51-05971-000	71-08529-000
--	---	-------	--	--	---------------------	---------------------



115,000

DSC 9.11 Euro 2	D	6 Cyl	8974cc	162kW	(220ps)
DSC 9.12 Euro 2	D	6 Cyl	8974cc	191kW	(260ps)
DSC 9.13 Euro 2	D	6 Cyl	8974cc	228kW	(310ps)
DSC 9.15 Euro 2	D	6 Cyl	8974cc	228kW	(310ps)

<p>11-02525-000 CH 83,400 VD1 0,500 B- 20,500 BØ 71,500 TL 130,900</p> <p>50,00x92,00</p>	AP	<p>91-09525-000</p> <p>1 3,160 CrP 2 2,385 P 3 3,500 CrP</p>	+0,35/+0,50	Ø 115,000	31-04525-000
<p>K=129,95 L=271,00 H+F=8,20+0,80 D=137,30 R=19,00</p>	WF		O-Ring/Seal 55-50704-000 3 FPM 129,50 x4,00	51-05911-000 52-05911-000	71-08525-000 72-08525-000
<p>K=127,95 L=265,00 H+F=10,25+0,80 D=140,70 R=18,00</p>	WF		O-Ring/Seal 55-50701-000 1 FPM 2 FPM 129,50x4,00 123,00x128,00x10,70	51-05912-000 52-05912-000	71-08524-000 72-08524-000
<p>K=128,00 L=258,00 H+F=8,20+0,80 D=140,75 R=10,50</p>	WF			51-05916-000	71-08526-000

115,000

D 5	D	1967	1969	4 Cyl	5200cc	75kW	(102ps)
D 8	D	1962	1969	6 Cyl	7800cc	115kW	(157ps)

<p>11-02913-000 CH 96,200 VD1 2,500 B- 19,200 BØ 73,800 TL 158,100</p> <p>42,00x98,00</p>	AP	<p>91-09913-000</p> <p>1 3,000 CR 2 3,000 P 3 3,000 P 4 6,000 P 5 6,000 P</p>		Ø 115,000	31-04913-000
<p>K=129,95 L=271,00 H+F=8,05+0,70 D=137,30 R=19,00</p>	WF		O-Ring/Seal 55-50704-000 3 FPM 129,50 x4,00	51-05913-000 52-05913-000	71-08913-000 72-08913-000
<p>K=129,95 L=271,00 H+F=8,05+0,70 D=137,30</p>	WF-PH			51-05973-000	71-08929-000

		Type				
--	--	------	--	--	--	--

115,000

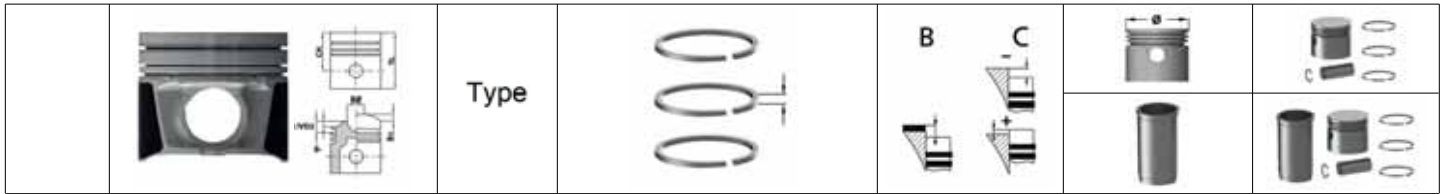
DS 8-05 / DS 8-06 LO	D	1981	1986	6 Cyl	7786cc	144-155kW	(190-205ps)
DS 801 LB 14 / 15 / 196	D	1975	1980	6 Cyl	7786cc	123kW	(163ps)

	11-02914-000 CH 96,200 VD1 2,500 B- 18,100 BØ 75,300 TL 150,100	AP	91-09914-000 1 2,385 CR 2 2,385 P 3 2,385 P 4 4,747 CR		Ø 115,000	31-04914-000
	K=129,95 L=271,00 H+F=8,20+0,80 D=137,30 R=19,00	WF		O-Ring/Seal 55-50704-000 3 FPM 129,50 x4,00	51-05911-000 52-05911-000	71-08914-000 72-08914-000
	K=129,95 L=271,00 H+F=8,05+0,70 D=137,30 R=19,00	WF		O-Ring/Seal 55-50704-000 3 FPM 129,50 x4,00	51-05913-000 52-05913-000	71-07145-000 72-07145-000
	K=129,95 L=271,00 H+F=8,20+0,80 D=137,30	WF-PH			51-05971-000	71-08930-000
	K=129,95 L=271,00 H+F=8,05+0,70 D=137,30	WF-PH			51-05973-000	71-08931-000

127,000

DS 11.01 / DSI 11.01	D	1973	1975	6 Cyl	11018cc	202kW	(275ps)
DS 11.01/2/14/15/18 DSC 11.01/2/4/11	D	1975	1978	6 Cyl	11018cc	206-245kW	(280-333ps)

	11-01148-000 CH 98,760 VD1 2,900 B- 27,060 BØ 76,000 TL 156,260	AP	91-09528-000 1 3,500 CR 2 2,385 P 3 4,747 CR		Ø 127,000	31-03148-000
--	---	----	---	--	-----------	---------------------



127,000

DC 12.10 Euro 4	D	2005	6 Cyl	11716cc	250kW	(340ps)
DC 12.13 Euro 4	D	2005	6 Cyl	11716cc	280-309kW	(380-420ps)
DC 12.25 Euro 4	D		6 Cyl	11716cc	kW	(ps)
DT 12.03 Euro 4	D	2004	6 Cyl	11716cc	345kW	(470ps)
DT 12.11 Euro 4	D	2004	6 Cyl	11716cc	309kW	(420ps)
DT 12.12 Euro 4	D	2004	6 Cyl	11716cc	309kW	(420ps)
DT 12.17 Euro 4	D	2004	6 Cyl	11716cc	353kW	(480ps)
DT12.19	D		6 Cyl	11716cc	kW	(ps)

<p>11-01149-000 CH 85,210 B- 22,400 BØ 77,500 TL 125,210</p> <p>54,00x106,00</p>	STEEL PISTON	<p>91-09003-000</p> <p>1 3,500 CR</p> <p>2 2,385 P</p> <p>3 3,500 CR</p>		Ø 127,000	31-03147-000
<p>K=140,00 L=270,50 H=194,27 D=151,00</p>	WF		<p>O-Ring/Seal</p> <p>55-50706-000</p> <p>1 FPM 144,00x3,50 1 FPM 148,00x4,00</p>	<p>51-05963-000 52-05963-000</p>	<p>71-08516-000 72-08516-000</p>

127,000

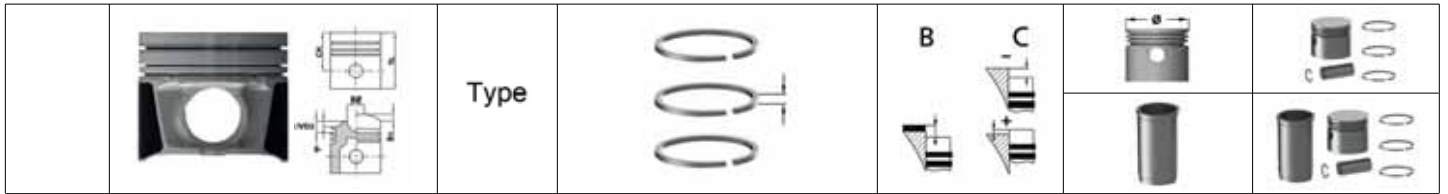
DC 12.420 EURO5	D	2013	6 Cyl	11700cc	309kW	(420ps)
-----------------	---	------	-------	---------	-------	---------

<p>11-01150-000 CH 85,250 B- 23,000 BØ 75,000 TL 122,750</p> <p>54,00x106,00</p>	STEEL PISTON	<p>91-09003-000</p> <p>1 3,500 CR</p> <p>2 2,385 P</p> <p>3 3,500 CR</p>		Ø 127,000	31-03150-000
<p>K=140,00 L=270,50 H=194,27 D=151,00 R=8,00</p>	WF		<p>O-Ring/Seal</p> <p>55-50706-000</p> <p>1 FPM 144,00x3,50 1 FPM 148,00x4,00</p>	<p>51-05933-000 52-05933-000</p>	<p>71-07930-000 72-07930-000</p>

127,000

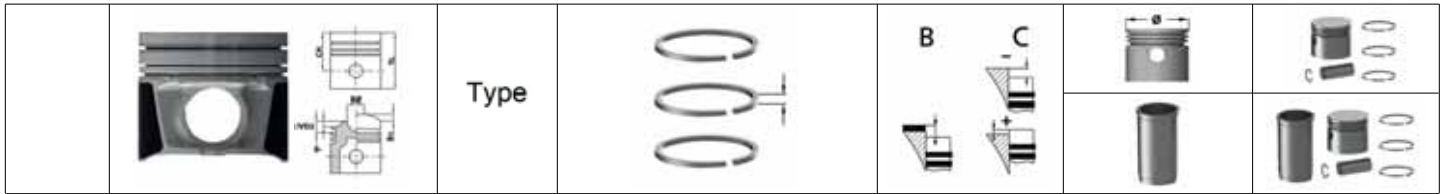
DS 11	D	1966	6 Cyl	11000cc	202kW	(275ps)
-------	---	------	-------	---------	-------	---------

<p>11-01917-000 CH 98,500 VD1 2,500 B- 26,800 BØ 75,600 TL 166,000</p> <p>47,00x108,00</p>	AP	<p>91-09916-000</p> <p>1 2,385 CR</p> <p>2 2,385 P</p> <p>3 2,385 P</p> <p>4 6,335 CR</p> <p>5 6,335 P</p>		Ø 127,000	31-03917-000
<p>K=140,00 L=291,00 H+F=8,20+0,80 D=153,80 R=20,00</p>	WF		<p>O-Ring/Seal</p> <p>55-50703-000</p> <p>3 VI 140,00x4,00</p>	<p>51-05917-000 52-05917-000</p>	<p>71-07917-000 72-07917-000</p>

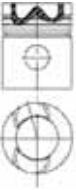





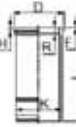



127,000							
DS 11.01			D	1978	1991	6 Cyl	11022cc 184-213kW (250-290ps)
DS 11.02			D	1980	1988	6 Cyl	11022cc 224-232kW (305-315ps)
DS 11.14			D	1978	1991	6 Cyl	11022cc 206kW (280ps)
DS 11.15			D	1981	1998	6 Cyl	11022cc 224kW (305ps)
DS 11.16			D	1981	1988	6 Cyl	11022cc 224kW (305ps)
DS 11.18			D	1981	1998	6 Cyl	11022cc 254-267kW (345-363ps)
DSC 11.01			D	1981	1999	6 Cyl	11022cc 245kW (333ps)






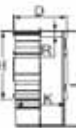

<p>11-01918-000 CH 98,760 VD1 2,900 B- 27,060 BØ 76,000 TL 156,260</p> <p>50,00x108,00</p>	AP	<p>91-09918-000</p> <p>1 2,385 Mo 2 2,385 CR 3 4,747 CR</p>	Ø 127,000	31-03918-000
<p>K=140,00 L=291,00 H+F=8,20+0,80 D=153,80 R=20,00</p>	WF		O-Ring/Seal 55-50703-000 3 VI 140,00x4,00	51-05917-000 52-05917-000 71-07073-000 72-07073-000
<p>K=140,00 L=291,00 H+F=7,90+0,80 D=153,80 R=21,00</p>	WF		O-Ring/Seal 55-50707-000 1 T 148,10x153,70x0,30 3 FPM 140,00x4,00	51-05918-000 52-05918-000 71-07918-000 72-07918-000

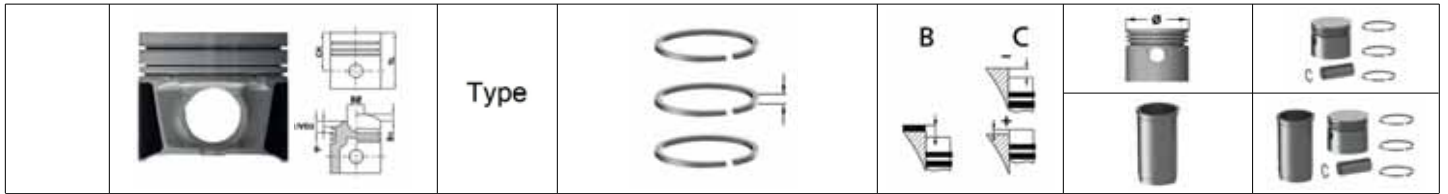


127,000									
DS 11.01			D	1978	1991	6 Cyl	11022cc	184-213kW	(250-290ps)
DS 11.02			D	1980	1988	6 Cyl	11022cc	224-232kW	(305-315ps)
DS 11.14			D	1978	1991	6 Cyl	11022cc	206kW	(280ps)
DS 11.15			D	1981	1998	6 Cyl	11022cc	224kW	(305ps)
DS 11.16			D	1981	1988	6 Cyl	11022cc	224kW	(305ps)
DS 11.18			D	1981	1998	6 Cyl	11022cc	254-267kW	(345-363ps)
DSC 11.01			D	1981	1999	6 Cyl	11022cc	245kW	(333ps)

 <p>11-01919-000 CH 98,760 VD1 2,900 B- 27,060 BØ 76,000 TL 156,260</p>  <p>50,00x108,00</p>	AP	<p>91-09919-000</p> <p>1 2,380  Mo</p> <p>2 2,380  Mo</p> <p>3 2,380  Mo</p> <p>4 4,740  CR</p>		Ø 127,000	31-03919-000
 <p>K=140,00 L=291,00 H+F=8,20+0,80 D=153,80 R=20,00</p>	WF		O-Ring/Seal 55-50703-000 3 VI 140,00x4,00	51-05917-000 52-05917-000	71-07919-000 72-07919-000
 <p>K=140,00 L=291,00 H+F=7,90+0,80 D=153,80 R=21,00</p>	WF		O-Ring/Seal 55-50707-000 1 T 148,10x153,70x0,30 3 FPM 140,00x4,00	51-05918-000 52-05918-000	71-07920-000 72-07920-000

127,000									
DC 11.01 / 07 Euro 2			D	1996	2004	6 Cyl	10640cc	243-250kW	(330-340ps)
DC 11.03 / 06 / 08 Euro 3			D	1996		6 Cyl	10640cc	250kW	(340ps)

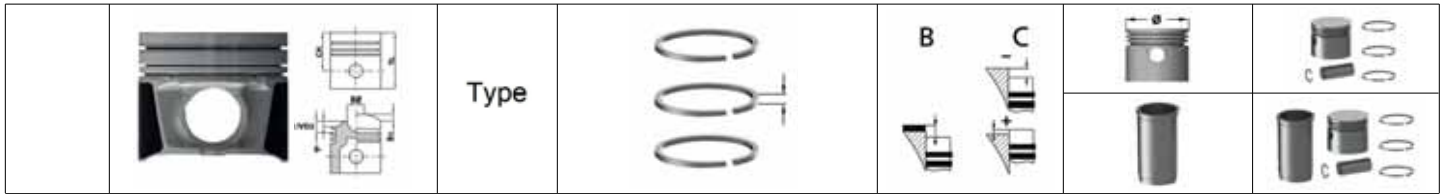
 <p>11-01920-000 CH 92,040 B- 21,150 BØ 75,100 TL 136,040</p>  <p>54,00x106,00</p>	AP	<p>91-09003-000</p> <p>1 3,500  CR</p> <p>2 2,385  P</p> <p>3 3,500  CR</p>		Ø 127,000	31-03920-000
 <p>K=139,00 L=271,10 H=194,27 D=150,00 R=8,00</p>	WF		O-Ring/Seal 55-50705-000 1 FPM 144,00x2,50 1 FPM 148,00x4,00	51-05922-000 52-05922-000	71-07921-000 72-07921-000
 <p>K=140,00 L=270,50 H=194,27 D=151,00 R=8,00</p>	WF		O-Ring/Seal 55-50706-000 1 FPM 144,00x3,50 1 FPM 148,00x4,00	51-05933-000 52-05933-000	71-07928-000 72-07928-000



127,000								
DC 11.02 Euro 2	D	1996	2004	6 Cyl	10640cc	280kW	(380ps)	
DC 11.03 / 04 / 09 Euro 3	D	1996		6 Cyl	10640cc	250-280kW	(340-380ps)	
DC 9.11 / 13 / 13 / 20 Euro 3	D	2004		4 Cyl	8870cc	169-228kW	(230-310ps)	
DC 9.19	D	2006		4 Cyl	8870cc	169kW	(230ps)	
DC 9.21	D	2004		4 Cyl	8870cc	228kW	(310ps)	
DC 9.60 A 177 / 199 / 228 / 243 Euro 2	D	2006		4 Cyl	8870cc	177-243kW	(240-330ps)	
DC 9.64 A 177 / 199 / 228 / 243 Euro 3	D	2006		4 Cyl	8870cc	177-243kW	(240-330ps)	

<p>11-01921-000 CH 92,040 B- 21,150 BØ 75,100 TL 136,040</p> <p>54,00x106,00</p>	AP	<p>91-09003-000</p> <p>1 3,500 CR</p> <p>2 2,385 P</p> <p>3 3,500 CR</p>		<p>Ø 127,000</p>	<p>31-03921-000</p>
	PDB				
<p>K=139,00 L=271,10 H=194,27 D=150,00 R=8,00</p>	WF		<p>O-Ring/Seal</p> <p>55-50705-000</p> <p>1 FPM 144,00x2,50 1 FPM 148,00x4,00</p>	<p>51-05922-000</p> <p>52-05922-000</p>	<p>71-07922-000</p> <p>72-07922-000</p>
	WF		<p>O-Ring/Seal</p> <p>55-50706-000</p> <p>1 FPM 144,00x3,50 1 FPM 148,00x4,00</p>	<p>51-05933-000</p> <p>52-05933-000</p>	<p>71-07927-000</p> <p>72-07927-000</p>

127,000								
DC 9.17 / 18 Euro4	D	2004		6 Cyl	10640cc	kW	(ps)	
<p>11-01922-000 CH 92,040 B- 27,250 BØ 92,500 TL 136,040</p> <p>54,00x106,00</p>	AP	<p>91-09003-000</p> <p>1 3,500 CR</p> <p>2 2,385 P</p> <p>3 3,500 CR</p>		<p>Ø 127,000</p>	<p>31-03922-000</p>			
	PDB							
<p>K=139,00 L=271,10 H=194,27 D=150,00 R=8,00</p>	WF		<p>O-Ring/Seal</p> <p>55-50705-000</p> <p>1 FPM 144,00x2,50 1 FPM 148,00x4,00</p>	<p>51-05922-000</p> <p>52-05922-000</p>	<p>71-07923-000</p> <p>72-07923-000</p>			
	WF							



127,000

DC 9.16 / 17 / 18 Euro 4	D	2005	5 Cyl	8870cc
DC 9.16 / 17 Euro 4	D	2005	5 Cyl	8870cc
DC 9.16 Euro 4	D	2004	5 Cyl	8870cc
DC 9.17 / 18 Euro 4	D	2007	5 Cyl	8870cc
DC 9.17 Euro 4	D	2004	5 Cyl	8870cc
DC 9.18 Euro 4	D	2004	5 Cyl	8870cc

<p>11-01923-000 CH 92,040 B- 21,500 BØ 93,000 TL 136,040</p> <p>54,00x106,00</p>	AP	<p>91-09003-000</p> <p>1 3,500 CR</p> <p>2 2,385 P</p> <p>3 3,500 CR</p>		Ø 127,000	31-03923-000
	PDB				

<p>K=140,00 L=270,50 H=194,27 D=151,00</p>	WF		<p>O-Ring/Seal</p> <p>55-50706-000</p> <p>1 FPM 144,00x3,50</p> <p>1 FPM 148,00x4,00</p>	<p>51-05963-000</p> <p>52-05963-000</p>	<p>71-08515-000</p> <p>72-08515-000</p>
--	----	--	---	--	--





127,000

DSC 11 (USA)	D	1978	1988	6 Cyl	11000cc	kW	(ps)
DSI 11 (USA)	D	1973	1990	6 Cyl	11000cc	169kW	(230ps)

<p>11-02527-000 CH 98,760 VD1 2,900 B- 25,410 BØ 76,000 TL 156,260</p> <p>50,00x108,00</p>	AP	<p>91-09527-000</p> <p>1 3,160 CR</p> <p>2 2,385 CR</p> <p>3 2,385 CR</p> <p>4 4,740 CR</p>		Ø 127,000	31-04527-000
---	----	--	--	-----------	--------------








<p>K=140,00 L=291,00 H+F=8,20+0,80 D=153,80 R=20,00</p>	WF		<p>O-Ring/Seal</p> <p>55-50703-000</p> <p>3 VI 140,00x4,00</p>	<p>51-05917-000</p> <p>52-05917-000</p>	<p>71-07074-000</p> <p>72-07074-000</p>
---	----	--	---	--	--

<p>K=140,00 L=291,00 H+F=7,90+0,80 D=153,80 R=21,00</p>	WF		<p>O-Ring/Seal</p> <p>55-50707-000</p> <p>1 T 148,10x153,70x0,30</p> <p>3 FPM 140,00x4,00</p>	<p>51-05918-000</p> <p>52-05918-000</p>	<p>71-08527-000</p> <p>72-08527-000</p>
---	----	--	--	--	--

	Type			
---	------	---	--	---






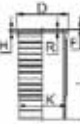
127,000

DS 11.34 / 71-74	D	1981	6 Cyl	11027cc
DSC 11.02 / 12 / 13 / 16 / 16B / 17 / 17B / 18 / 18B	D	1981	6 Cyl	11027cc

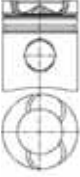




 11-02528-000 CH 98,760 VD1 2,960 B- 24,500 BØ 75,500 TL 156,260  50,00x108,00	AP	91-09528-000 1 3,500  CR 2 2,385  CR 3 4,747  CR	-0,14/+0,15	Ø 127,000	31-04528-000
 K=139,95 L=291,00 H+F=8,18+0,80 D=153,80 R=21,00	WF-PH		O-Ring/Seal 55-50703-000 3 VI 140,00x4,00	51-05914-000 52-05914-000	71-08523-000 72-08523-000
 K=140,00 L=291,00 H+F=7,90+0,80 D=153,80 R=21,00	WF		O-Ring/Seal 55-50707-000 1 T 148,10x153,70x0,30 3 FPM 140,00x4,00	51-05918-000 52-05918-000	71-08519-000 72-08519-000





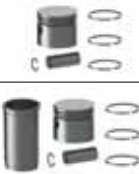
127,000

DSC 14.05	D	1980	1988	6 Cyl	14181cc	290-318kW	(394-432ps)
DSC 14.06	D	1980	1996	6 Cyl	14181cc	297kW	(404ps)

 11-02530-000 CH 94,670 VD1 2,920 B- 24,000 BØ 74,600 TL 146,670  50,00x105,00	AP	91-09915-000 1 3,500  CR 2 2,385  CR 3 4,747  CR	-0,16/-0,54	Ø 127,000	31-04530-000
 K=140,00 L=276,00 H+F=10,05+0,40 D=156,00 R=20,00	WF		O-Ring/Seal 55-50702-000 1 FPM 136,00x10,75 2 FPM 140,00x4,00	51-05924-000 52-05924-000	71-08538-000 72-08538-000

127,000

Yanma odasi farkli olan versiyonu / different version of combustion chamber				Cyl	cc	kW	(ps)
 11-02530-002 CH 94,670 VD1 2,920 B- 26,000 BØ 75,350 TL 146,670  50,00x105,00	AP	91-09915-000 1 3,500  CR 2 2,385  CR 3 4,747  CR	-0,16/-0,54	Ø 127,000		31-04530-002	

	Type				
---	------	---	--	---	---

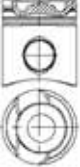




127,000

DSC 14.13 Euro2

D 1994

DSC 14.15 Euro2

D 1996 2001






	<p>11-02881-000 CH 94,670 VD1 2,920 B- 19,590 BØ 83,000 TL 146,670</p>  50,00x102,00	<p>AP</p> <p>HA</p> <p>PDB</p>	<p>91-09003-000</p> <p>1 3,500  CR</p> <p>2 2,385  P</p> <p>3 3,500  CR</p>		Ø 127,000	31-04881-000
--	--	--------------------------------	---	--	-----------	---------------------

	<p>K=140,00 L=275,50 H+F=10,05+0,40 D=156,00 R=8,50</p>	WF		<p>O-Ring/Seal</p> <p>55-50702-000</p> <p>1 FPM 136,00x10,75 2 FPM 140,00x4,00</p>	<p>51-05929-000 52-05929-000</p>	<p>71-08881-000 72-08881-000</p>
--	---	----	--	---	--	--

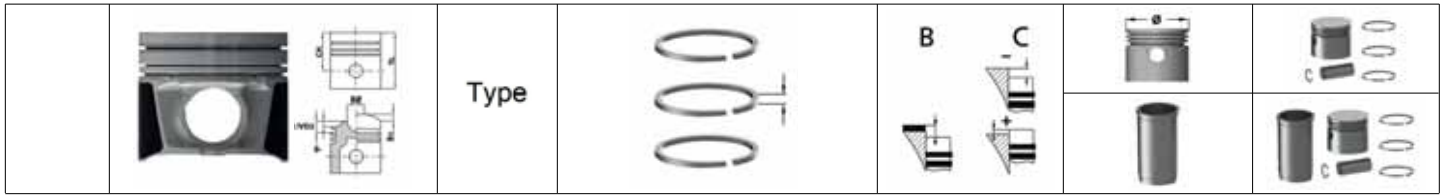
127,000

DSC 14 Series

D 1980 1996 8 Cyl 14181cc 331-346kW (450-470ps)

	<p>11-02882-000 CH 94,670 VD1 2,920 B- 23,850 BØ 75,500 TL 146,670</p>  50,00x108,00	AP	<p>91-09528-000</p> <p>1 3,500  CR</p> <p>2 2,385  P</p> <p>3 4,747  CR</p>		Ø 127,000	31-04882-000
--	--	----	---	--	-----------	---------------------

	<p>K=140,00 L=276,00 H+F=10,05+0,40 D=156,00 R=12,00</p>	WF		<p>O-Ring/Seal</p> <p>55-50702-000</p> <p>1 FPM 136,00x10,75 2 FPM 140,00x4,00</p>	<p>51-05925-000 52-05925-000</p>	<p>71-08882-000 72-08882-000</p>
--	--	----	--	---	--	--



127,000										
DC 12.01 / 02 / 03 / 09 Euro 3					D	1995	6 Cyl	11716cc	294-309kW	(400-420ps)
DC 16.02 Euro 3					D	2000	8 Cyl	15600cc	353kW	(480ps)
DSC 12.01 / 02 / 03 / 05 Euro 2					D	1995	6 Cyl	11716cc	265-309kW	(360-420ps)
DT 12.02 Euro 3					D	2000	6 Cyl	11716cc	346kW	(470ps)






	11-02886-000 CH 85,040 B- 22,150 BØ 78,000 TL 129,040	AP	91-09003-000 1 3,500 CR 2 2,385 P 3 3,500 CR	Ø 127,000	31-04886-000

	K=139,00 L=271,10 H=194,27 D=150,00 R=8,00	WF	O-Ring/Seal 55-50705-000 1 FPM 144,00x2,50 1 FPM 148,00x4,00	51-05922-000 52-05922-000	71-08886-000 72-08886-000
--	--	----	--	--	--

127,000										
DSC 14.03 / 04					D	1987	1998	8 Cyl	14181cc	331-346kW (450-470ps)
DSC 14.08 / 09 / 10 / 16 Euro 1					D	1988	2001	8 Cyl	14181cc	309-368kW (420-500ps)








	11-02887-000 CH 94,670 VD1 2,920 B- 23,850 BØ 75,500 TL 146,670	AP YS HA	91-09528-000 1 3,500 CR 2 2,385 P 3 4,747 CR	Ø 127,000	31-04887-000

	K=140,00 L=276,00 H+F=10,05+0,40 D=156,00 R=12,00	WF	O-Ring/Seal 55-50702-000 1 FPM 136,00x10,75 2 FPM 140,00x4,00	51-05925-000 52-05925-000	71-08887-000 72-08887-000
--	---	----	---	--	--







	Type				
---	------	---	--	---	---

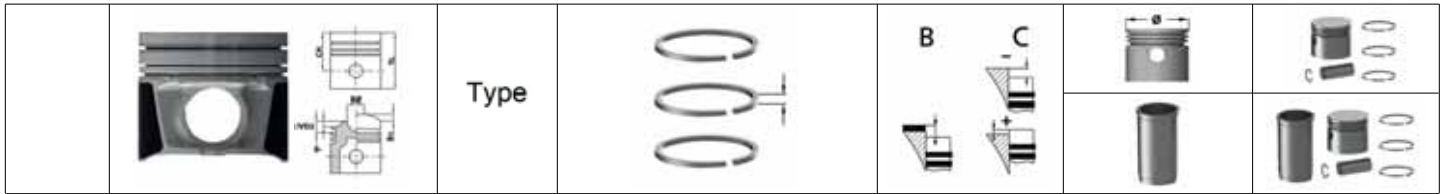
127,000

DC 12.01 / 02 / 03 / 09 Euro 3	D	1995	6 Cyl	11716cc	294-309kW	(400-420ps)
DC 16.02 Euro 3	D	2000	8 Cyl	15600cc	353kW	(480ps)
DSC 12.01 / 02 / 03 / 05 Euro 2	D	1995	6 Cyl	11716cc	265-309kW	(360-420ps)
DT 12.02 Euro 3	D	2000	6 Cyl	11716cc	346kW	(470ps)

 11-02888-000 CH 85,040 B- 22,150 BØ 78,000 TL 129,040  54,00x106,00	AP PDB	91-09003-000 1 3,500  CR 2 2,385  P 3 3,500  CR		Ø 127,000	31-04888-000
 K=139,00 L=271,10 H=194,27 D=150,00 R=8,00	WF		O-Ring/Seal 55-50705-000 1 FPM 144,00x2,50 1 FPM 148,00x4,00	51-05922-000 52-05922-000	71-08888-000 72-08888-000
 K=140,00 L=270,50 H=194,27 D=151,00 R=8,00	WF		O-Ring/Seal 55-50706-000 1 FPM 144,00x3,50 1 FPM 148,00x4,00	51-05933-000 52-05933-000	71-08885-000 72-08885-000

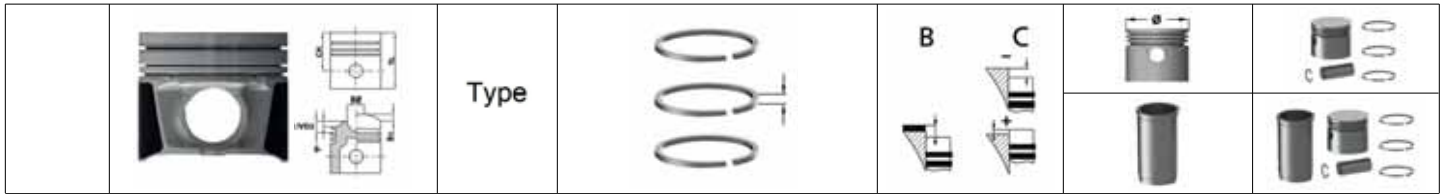
127,000

DSC 14.09	D	1993	8 Cyl	14181cc	368kW	(500ps)
 11-02889-000 CH 94,670 VD1 2,980 B- 15,920 BØ 89,350 TL 146,670  50,00x108,00	AP YS HA	91-09528-000 1 3,500  CR 2 2,385  P 3 4,747  CR	-0,16/-0,54	Ø 127,000	31-04889-000	
 K=140,00 L=276,00 H+F=10,05+0,40 D=156,00 R=12,00	WF		O-Ring/Seal 55-50702-000 1 FPM 136,00x10,75 2 FPM 140,00x4,00	51-05925-000 52-05925-000	71-08889-000 72-08889-000	








127,000							
DS 11		D	1975	1980	6 Cyl	11022cc	166-233kW (225-317ps)
DS 11.08 / 21-23 / 30 / 35 / 36 / 39 / 75		D			6 Cyl	11022cc	228-267kW (310-363ps)
DSC 11.21 / 23 Euro 1		D	1982	2000	6 Cyl	11022cc	235-266kW (320-362ps)
DSC 11.35 / 36 / 39 / 71		D	1982	2000	6 Cyl	11022cc	191-267kW (260-363ps)
DSC 11.74 / 75 Euro 1		D	1996	1999	6 Cyl	11022cc	235-265kW (320-360ps)
DSC 11.79 Euro 2		D	1996	1999	6 Cyl	11022cc	250kW (340ps)

<p>11-02895-000 CH 98,760 VD1 2,960 B- 16,520 BØ 90,000 TL 156,260</p> <p>50,00x108,00</p>	AP	<p>91-09528-000</p> <p>1 3,500 CR</p> <p>2 2,385 CR</p> <p>3 4,747 CR</p>	-0,15/+0,15	Ø 127,000	31-04895-000
<p>K=140,00 L=291,00 H+F=8,20+0,80 D=153,80 R=20,00</p>	WF		O-Ring/Seal 55-50703-000 3 VI 140,00x4,00	51-05917-000 52-05917-000	71-08892-000 72-08892-000
<p>K=140,00 L=291,00 H+F=8,20+0,80 D=153,86 R=11,50</p>	WF		O-Ring/Seal 55-50703-000 3 VI 140,00x4,00	51-05928-000 52-05928-000	71-08536-000 72-08536-000
<p>K=140,00 L=291,00 H+F=7,90+0,80 D=153,80 R=12,00</p>	WF		O-Ring/Seal 55-50707-000 1 T 148,10x153,70x0,30 3 FPM 140,00x4,00	51-05926-000 52-05926-000	71-08893-000 72-08893-000
<p>K=140,00 L=291,00 H+F=7,92+0,80 D=153,86 R=12,00</p>	WF		O-Ring/Seal 55-50708-000 1 T 148,10x153,70x0,30 3 FPM 140,00x4,00 1 FPM 138,00x143,00x11,00	51-05927-000 52-05927-000	71-08895-000 72-08895-000
<p>K=140,00 L=291,00 H+F=8,20+0,80 D=153,86 R=11,50</p>	WF		O-Ring/Seal 55-50703-000 3 VI 140,00x4,00	51-05928-000 52-05928-000	71-08536-000 72-08536-000








127,000										
DS 14				D	1969	1981	8 Cyl	14181cc	257-283kW	(350-385ps)
DS 14.01 / 02 / 06				D	1980		8 Cyl	14181cc	275-310kW	(387-425ps)
DS 14.42 A 24 S				D	1984	1998	8 Cyl	14181cc	294kW	(400ps)
DSC 14				D	1980	1988	8 Cyl	14181cc	316kW	(430ps)
DSC 14.01 / 02				D	1980	1988	8 Cyl	14181cc	297-309kW	(390-420ps)
DSI 14.420				D	1983		8 Cyl	14181cc	309kW	(420ps)

	11-02902-000 CH 94,670 VD1 2,920 B- 26,200 BØ 75,500 TL 146,670	AP	91-39527-000 1 3,160  CR 2 2,385  CR 3 4,740  CR	-0,16/-0,54	Ø 127,000	31-04902-000
	 50,00x108,00					









	K=140,00 L=276,00 H+F=10,05+0,40 D=156,00 R=20,00	WF		O-Ring/Seal 55-50702-000 1 FPM 136,00x10,75 2 FPM 140,00x4,00	51-05924-000 52-05924-000	71-08902-000 72-08902-000
---	---	----	--	---	-------------------------------------	-------------------------------------

127,000										
DC 12.01 / 02 / 03 / 09 / 14 Euro 3				D	1995		6 Cyl	11716cc	294-309kW	(400-420ps)
DC 12.50 A 272 / 316 / 330 Euro 2				D	2006		6 Cyl	11716cc	272-330kW	(370-450ps)
DC 16.01 / 03 / 04 Euro 3				D	2000		8 Cyl	15600cc	368-427kW	(500-580ps)
DC 16.41 A 294 / 331 / 368 / 404 / 432 Euro 2				D	2006		8 Cyl	15600cc	294-404kW	(400-588ps)
DI 12.54 A 243 / 272 / 280 Euro 2				D	2006		6 Cyl	11716cc	243-280kW	(330-381ps)
DSC 12.01 / 02 / 03 / 05 Euro 2				D	1995		6 Cyl	11716cc	265-309kW	(360-420ps)
DT 12.02 / 08 Euro 3				D	1995		6 Cyl	11716cc	324-346kW	(440-470ps)

	11-02918-000 CH 85,210 B- 22,150 BØ 78,000 TL 125,210		91-09003-000 1 3,500  CR 2 2,385  P 3 3,500  CR	0/0,35	Ø 127,000	31-04918-000
	 54,00x106,00	STEEL PISTON				






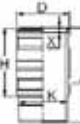
	K=139,00 L=271,10 H=194,27 D=150,00 R=8,00	WF		O-Ring/Seal 55-50705-000 1 FPM 144,00x2,50 1 FPM 148,00x4,00	51-05922-000 52-05922-000	71-07924-000 72-07924-000
--	--	----	--	--	-------------------------------------	-------------------------------------

	K=140,00 L=270,50 H=194,27 D=151,00 R=8,00	WF		O-Ring/Seal 55-50706-000 1 FPM 144,00x3,50 1 FPM 148,00x4,00	51-05933-000 52-05933-000	71-07926-000 72-07926-000
--	--	----	--	--	-------------------------------------	-------------------------------------

	<p>Type</p>		<p>B</p> 	<p>C</p> 		
						

130,000

DC 13 PDE Euro5 D 2013 6 Cyl 12700cc 294kW (400ps)

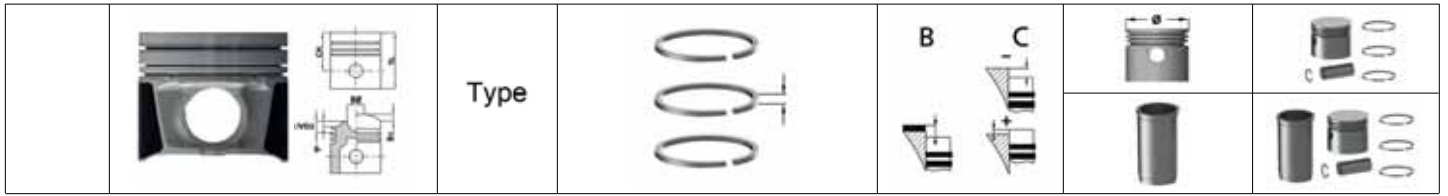
	<p>11-02627-000 CH 82,000 B- 23,100 BØ 78,200 TL 128,000</p>	<p>AP</p>	<p>91-09479-000 1 3,500  CK St 2 3,000  CR 3 4,000  CK St</p>		<p>Ø 130,000</p>	<p>31-04627-000</p>
	<p>58,00x104,00</p>	<p>PDB</p>				
	<p>K=140,00 L=270,50 H=194,27 D=151,00 X=8,85 (RING)</p>	<p>WF</p>		<p>O-Ring/Seal 55-50706-000 1 FPM 144,00x3,50 1 FPM 148,00x4,00</p>	<p>51-05977-000 52-05977-000</p>	<p>71-07929-000 72-07929-000</p>

	Type		 		

100,000

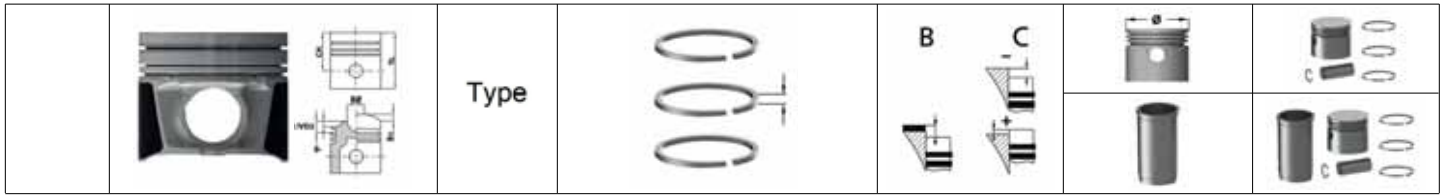
WD308.40 / 41 / 45	D	3 Cyl	2355cc	31-35kW	(40-47ps)
WD408.40 / 41 / 42 / 43	D 1962	4 Cyl	3140cc	38-47kW	(52-63ps)

 11-01961-000 CH 63,400 B- 19,400 BØ 54,000 TL 103,900 35,00x83,00		91-09961-000 1 2,500 CrP 2 2,500 P 3 2,500 4 5,000 CrP	+0,25/+0,28	Ø 100,000	31-03961-000
 K=109,37 L=197,00 H+F=9,03+0,90 D=117,95	WF-PH			51-05960-000	71-07961-000
 K=109,37 L=197,00 H+F=9,03+0,90 D=117,95	WF-CR			51-05961-000	71-07101-000



108,000	
D0824 Euro1 LF01 / LF03-LF10 / LFL01 / LFL05 / LOH01-LOH03	D 1991 4 Cyl 4580cc 103-118kW (140-160ps)
D0826 Euro 1 LF04/LF07-LF08/LFG05-LFG07/LFL01-LFL02/LFL05-LFL08 /LOH06-LOH07/LOH10/LUH01-LUH03/LUH05-LUH06/LUH10	D 1989 6 Cyl 6871cc 114-198kW (155-270ps)

<p>11-01592-000 CH 73,000 VD1 1,700 B- 21,250 BØ 63,000 TL 113,000</p> <p>40,00x90,00</p>	AP	<p>91-09592-000</p> <p>1 3,000 CR</p> <p>2 2,500 CR</p> <p>3 4,000 CR</p>	+0,10/+0,40	<p>Ø 108,000</p> <p>Ø 108,500</p>	<p>31-03592-000</p> <p>31-03592-050</p>
	<p>Man ve Steyr ile Ortak Motor</p>				
<p>K=111,47 L=217,00 H=4,05 D=116,00</p>	DF			51-35592-000	71-07592-000
<p>K=111,72 L=217,00 H=4,05 D=116,00</p>	DF +0,25			51-35592-025	
<p>K=111,97 L=217,00 H=4,05 D=116,00</p>	DF +0,50			51-35592-050	
<p>K=112,47 L=217,00 H=5,00 D=117,00</p>	DF +1,00			51-35592-100	
<p>K=111,54 L=217,00 H=4,05 D=116,00</p>	DS			51-65596-000	
<p>K=112,04 L=217,00 H=4,05 D=116,00</p>	DS +0,50			51-65596-050	



126,000

WD615E2-3A

D

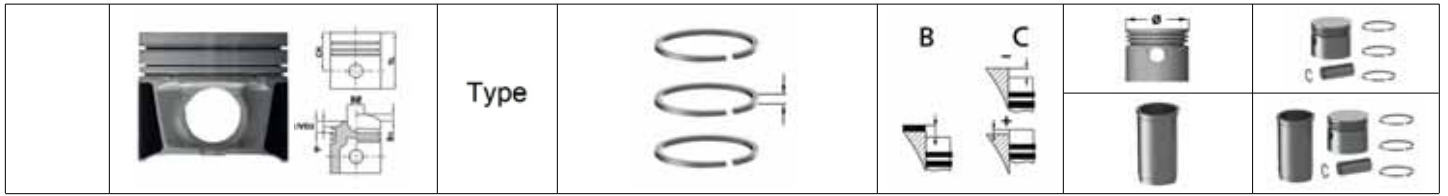
6 Cyl

9726cc

kW

(ps)









	11-01963-000 CH 80,000 VD1 0,650 B- 19,500 BØ 75,150 TL 123,000 50,00x105,00	AP YS	91-09965-000 1 3,500 CkP 2 3,000 P 3 4,000 CrP		Ø 126,000	31-03963-000
	K=129,98 L=241,00 H=4,84 D=136,35	DF			51-35965-000	71-07963-000
	K=130,00 L=241,00 H=4,84 D=136,35	DF +0,02			51-35965-002	
	K=130,03 L=241,00 H=4,84 D=136,35	DF +0,05			51-35965-005	
	K=130,25 L=241,00 H=4,84 D=136,35	DF +0,25			51-35965-025	
	K=130,50 L=241,00 H=4,84 D=136,35	DF +0,50			51-35965-050	



126,000

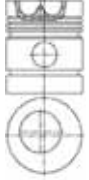

















HWD615-E3 D 6 Cyl 9726cc

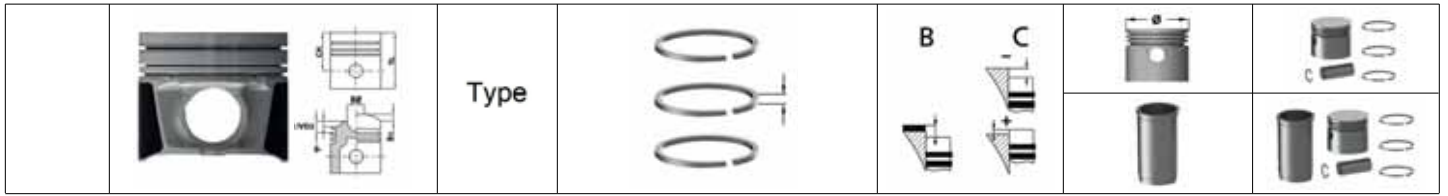
	<p>11-01965-000 CH 79,900 B- 19,000 BØ 75,100 TL 123,300</p> <p> 50,00x105,00</p>	<p>AP YS</p>	<p>91-09965-000 1 3,500 CkP 2 3,000 P 3 4,000 CrP</p>		<p>Ø 126,000</p>	<p>31-03965-000</p>
	<p>K=129,98 L=241,00 H=4,84 D=136,35</p>	<p>DF</p>			<p>51-35965-000</p>	<p>71-07965-000</p>
	<p>K=130,00 L=241,00 H=4,84 D=136,35</p>	<p>DF +0,02</p>			<p>51-35965-002</p>	
	<p>K=130,03 L=241,00 H=4,84 D=136,35</p>	<p>DF +0,05</p>			<p>51-35965-005</p>	
	<p>K=130,25 L=241,00 H=4,84 D=136,35</p>	<p>DF +0,25</p>			<p>51-35965-025</p>	
	<p>K=130,50 L=241,00 H=4,84 D=136,35</p>	<p>DF +0,50</p>			<p>51-35965-050</p>	

	<p>Type</p>		<p>B</p> 	<p>C</p> 		
						

98,480

77.12 / 16	D	1 Cyl	770cc
77.26 / 28 / 32	D	2 Cyl	1540cc

	<p>11-01970-000 CH 63,600 B- 19,500 BØ 54,000 TL 114,400</p>  <p>34,93x84,10</p>		<p>91-09863-000</p> <table border="0"> <tr> <td>1</td> <td>2,385</td> <td></td> <td>CrP</td> </tr> <tr> <td>2</td> <td>2,385</td> <td></td> <td>P</td> </tr> <tr> <td>3</td> <td>2,385</td> <td></td> <td>P</td> </tr> <tr> <td>4</td> <td>6,350</td> <td></td> <td>CrP</td> </tr> <tr> <td>5</td> <td>6,350</td> <td></td> <td>P</td> </tr> </table>	1	2,385		CrP	2	2,385		P	3	2,385		P	4	6,350		CrP	5	6,350		P	<p>+0,60/+0,70</p>	<p>Ø 98,480</p>	<p>31-03970-000</p>
1	2,385		CrP																							
2	2,385		P																							
3	2,385		P																							
4	6,350		CrP																							
5	6,350		P																							
	<p>K=112,70 L=207,40 H+F=7,10+1,40 D=121,70</p>	<p>WF</p>			<p>51-05970-000</p>	<p>71-07970-000</p>																				



95,000

D115	D	1970	3 Cyl	2340cc
D121	D	1972	6 Cyl	4678cc









<p>11-01402-000 CH 59,650 B- 23,500 BØ 42,500 TL 101,150</p> <p>32,00x82,50</p>	<p>91-09402-000</p> <p>1 2,500 CrP 2 2,500 P 3 5,500 CrP</p>	<p>+0,46/+0,79</p>	<p>Ø 95,000 Ø 95,400 Ø 95,600</p>	<p>31-03402-000 31-03402-040 31-03402-060</p>

<p>K=99,08 L=187,50</p>	DS			51-65402-000
<p>K=99,60 L=187,50</p>	DS +0,50			51-65402-050
<p>K=99,05 L=187,50 H=6,00 D=100,05</p>	DS			51-65454-000
<p>K=99,50 L=187,50 H=6,00 D=100,50</p>	DS +0,50			51-65454-050
<p>K=100,05 L=187,50 H=6,00 D=101,05</p>	DS +1,00			51-65454-100
<p>K=103,03 L=187,50</p>	DS			51-66020-000

108,000







D110	D		4 Cyl	4760cc	48kW	(68ps)
------	---	--	-------	--------	------	--------

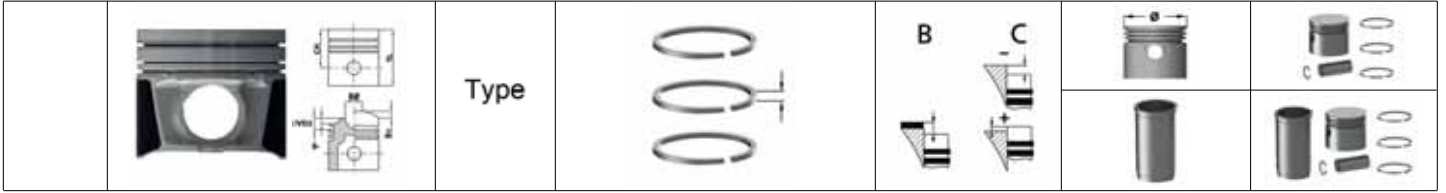
<p>11-02030-000 CH 87,000 B- 23,500 BØ 61,400 TL 141,000</p> <p>40,00x88,00</p>	<p>91-09030-000</p> <p>1 3,000 CrP 2 3,000 P 3 3,000 P 4 6,000 P 5 6,000 P</p>	<p>Ø 108,000</p>	<p>31-04030-000</p>		
				<p>K=125,00 L=258,00 H+F=10,10+1,30 D=132,00</p>	WF

	<p>Type</p>		<p>B</p> 	<p>C</p> 		
						

108,000

RTK / TPL	D	6 Cyl	2000cc	140kW	(160ps)
-----------	---	-------	--------	-------	---------











	<p>11-02235-000 CH 70,650 VD1 0,800 B- 19,060 BØ 64,500 TL 106,650</p>  <p>40,00x89,00</p>	<p>AP</p>	<p>91-09592-000 1 3,000  CR 2 2,500  CR 3 4,000  CR</p>		<p>Ø 108,000</p>	<p>31-04235-000</p>
	<p>K=123,00 L=218,00 H+F=9,05+0,90 D=131,70</p>	<p>WF</p>			<p>51-06095-000</p>	<p>71-08235-000</p>



91,000

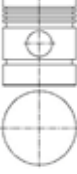






BF 4 L 1011 F Euro 1	D	1998	4 Cyl	2732cc	48-56 kW	(65-76ps)
BF 4 L 1011 FT Euro 1	D	1998	4 Cyl	2732cc	46-53 kW	(63-72ps)

	<p>11-01694-000 CH 55,200 B- 18,000 BØ 45,000 TL 86,150</p> <p>30,00x68,00</p>	<p>AP</p> <p>AA=27,60 mm</p>	<p>91-09046-000</p> <p>1 3,000 MoP 2 2,000 P 3 3,000 CrP</p>	<p>(+0,59/+0,69) (+0,69/+0,76) (+0,76/+0,83)</p>	<p>Ø 91,000 Ø 91,500</p>	<p>31-03694-000 31-03694-050</p>
<p>Deutz ve Volvo ile Ortak Motor</p>		<p>DF</p>			<p>51-35511-000</p>	<p>71-07515-000</p>
	<p>K=94,00 L=175,50 H=4,55 D=98,85</p>					













	Type		 B	 C		
						

91,480

A 3.152 D 3 Cyl 2503cc 27-35kW (37-48ps)







	11-01831-000 CH 57,200 TL 107,700		91-09832-000 1 2,385  CrP 2 2,385  P 3 3,160  P 4 6,335  P 5 6,335  CrP	-0,13/0	Ø 91,480	31-03831-000
	31,75x75,30					
Massey-Ferguson, Perkins ve Volvo ile Ortak Motor						

	K=93,67 L=216,00 H=3,81 D=96,70	DF			51-35835-000	71-07831-000
	K=93,90 L=216,00 H=3,81 D=96,70	DF +0,25			51-35835-025	
	K=94,16 L=216,00 H=3,81 D=96,70	DF +0,50			51-35835-050	
	K=93,75 L=216,00 H=3,81 D=96,75	DS			51-65834-000	
	K=94,30 L=216,00 H=3,81 D=96,75	DS +0,50			51-65834-050	
	K=94,75 L=216,00 H=3,81 D=96,75	DS +1,00			51-65834-100	
	K=95,25 L=216,00 H=3,81 D=98,25	DS +1,50			51-65834-150	
	K=95,75 L=216,00 H=3,81 D=98,75	DS +2,00			51-65834-200	

		Type		 		
				 		

92,000







KAD / KAMD43 / TAMD 43 D 2 Cyl 3590cc 169kW (230ps)

 	11-02038-000 CH 66,730 VD1 1,050 VD2 1,030 B- 19,520 BØ 40,020 TL 101,620  35,00x76,00	AP YS	91-09048-000 1 3,000  MoP 2 2,500  MoP 3 4,000  CR		Ø 92,000	31-04038-000
--	---	----------	---	--	----------	---------------------

	K=105,00 L=180,80 H+F=9,00+1,00 D=114,00	WF		O-Ring/Seal 55-50614-000 2 FPM 96,00x3,00 1 FPM 99,50x3,00 1 FPM 102,00x1,60	51-06046-000 52-06046-000	71-08033-000 72-08033-000
--	---	----	--	---	-------------------------------------	-------------------------------------

92,000







AQAD 31 A	D	1986	4 Cyl	2400cc	96kW	(130ps)
AQAD 41 A	D	1986	6 Cyl	2400cc	147kW	(200ps)
TAMD 31 A	D		4 Cyl	2400cc	96kW	(131ps)
TAMD 41 A	D		6 Cyl	2400cc	147kW	(200ps)
TMD 31 A	D		4 Cyl	2400cc	74kW	(101ps)
TMD 41 A	D		6 Cyl	2400cc	110kW	(150ps)

 	11-02039-000 CH 66,850 B- 22,000 BØ 40,000 TL 101,660  35,00x76,00	AP YS HA	91-09047-000 1 2,500  Mo 2 2,500  MoP 3 4,000  CR		Ø 92,000	31-04039-000
--	---	----------------	--	--	----------	---------------------






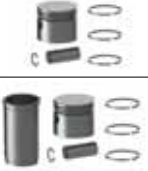
	K=105,00 L=180,80 H+F=9,00+1,00 D=114,00	WF		O-Ring/Seal 55-50614-000 2 FPM 96,00x3,00 1 FPM 99,50x3,00 1 FPM 102,00x1,60	51-06046-000 52-06046-000	71-08034-000 72-08034-000
--	---	----	--	---	-------------------------------------	-------------------------------------

92,000

MD-TAMD-KAD-KAMD 31 / 32 / 41-44 B 6 Cyl 3598cc 169kW (230ps)







 	11-02094-000 CH 66,660 B- 19,980 BØ 40,000 TL 101,600  35,00x75,87	AP YS	91-09067-000 1 3,500  Mo 2 2,500  MoP 3 3,000  CR		Ø 92,000	31-04094-000
--	---	----------	--	--	----------	---------------------

	K=105,00 L=180,80 H+F=9,00+1,00 D=114,00	WF		O-Ring/Seal 55-50614-000 2 FPM 96,00x3,00 1 FPM 99,50x3,00 1 FPM 102,00x1,60	51-06046-000 52-06046-000	71-07092-000 72-07092-000
--	---	----	--	---	-------------------------------------	-------------------------------------

	Type		 		
---	------	---	--	---	---






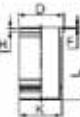
92,010

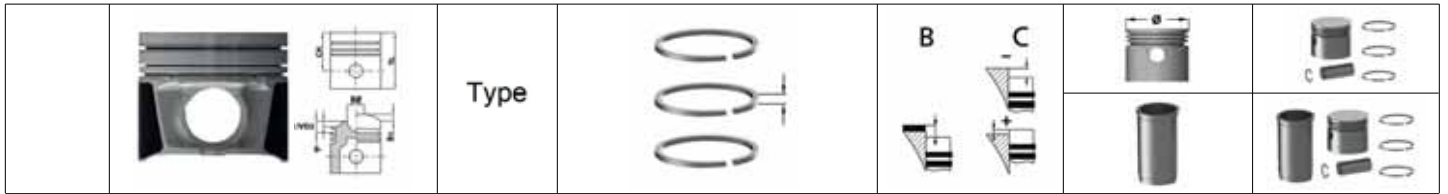
KAD42A / B / P D 6 Cyl 3600cc kW (155ps)

	<p>11-02047-000 CH 66,650 VD1 1,800 B- 19,000 BØ 43,000 TL 101,650</p>  35,00x76,00	AP YS HA	<p>91-09048-000 1 3,000  MoP 2 2,500  MoP 3 4,000  CR</p>		Ø 92,010	31-04047-000
	K=105,00 L=180,80 H+F=9,00+1,00 D=114,00	WF		O-Ring/Seal 55-50614-000 2 FPM 96,00x3,00 1 FPM 99,50x3,00 1 FPM 102,00x1,60	51-06046-000 52-06046-000	71-08037-000 72-08037-000

92,010









AD 31 XD	D	4 Cyl	2400cc	(130ps)
TAMD 31 B	D	4 Cyl	2400cc	(110-130ps)
TAMD 31 D	D	4 Cyl	2400cc	(130ps)
TAMD 41 B	D	6 Cyl	3600cc	(145-200ps)
TAMD 41 D	D	6 Cyl	3600cc	(145ps)


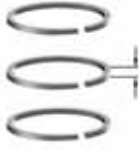
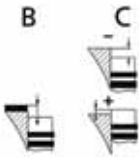

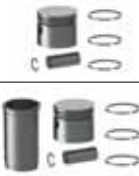
	<p>11-02048-000 CH 66,650 VD1 1,050 B- 19,500 BØ 40,000 TL 101,650</p>  35,00x76,00	AP YS HA	<p>91-09048-000 1 3,000  MoP 2 2,500  MoP 3 4,000  CR</p>		Ø 92,010	31-04048-000
	K=105,00 L=180,80 H+F=9,00+1,00 D=114,00	WF		O-Ring/Seal 55-50614-000 2 FPM 96,00x3,00 1 FPM 99,50x3,00 1 FPM 102,00x1,60	51-06046-000 52-06046-000	71-08038-000 72-08038-000



95,250






D 50 A	D	1965	1971	6 Cyl	5100cc	74-79kW	(100-107ps)
D 50 B	D	1970	1978	6 Cyl	5100cc	64-86kW	(87-117ps)
D50A	D	1968	1970	6 Cyl	5100cc	74-79kW	(100-107ps)
D50B	D	1972	1975	6 Cyl	5100cc	64-86kW	(87-117ps)
TD 50 A	D	1965	1975	6 Cyl	5100cc	81-108kW	(110-147ps)
TD 50 B	D	1965	1978	6 Cyl	5100cc	108-121kW	(147-165ps)
TD 50A	D	1969	1975	6 Cyl	5100cc	81-108kW	(110-147ps)
TD 50B	D			6 Cyl	5100cc	108-121kW	(147-165ps)





 11-02050-000 CH 79,400 B- 23,900 BØ 50,000 TL 124,400  40,00x77,30	AP	91-09050-000 1 2,385  CR 2 3,160  P 3 3,160  P 4 4,747  CR		Ø 95,250	31-04050-000
 K=107,95 L=234,50 H+F=11,61+0,73 D=117,00	WF-PH			51-06040-000	71-08053-000
 K=107,95 L=234,50 H+F=11,61+0,73 D=117,00	WF		O-Ring/Seal 55-50602-000 1 FPM 103,50x1,60 2 EPDM 106,50x5,70	51-06050-000 52-06050-000	71-08050-000 72-08050-000

	Type				
---	------	---	--	---	---

98,000






TAD 620 VE Euro2 D 4 Cyl 5703cc 155kW (211ps)


	11-01717-000 CH 50,650 B- 17,500 BØ 61,060 TL 90,650  38,00x76,00	AP	91-09717-000 1 3,000  CK 2 2,030  P 3 3,000  CR		Ø 98,000	31-03717-000
Volvo ve Deutz Ortak Motor						

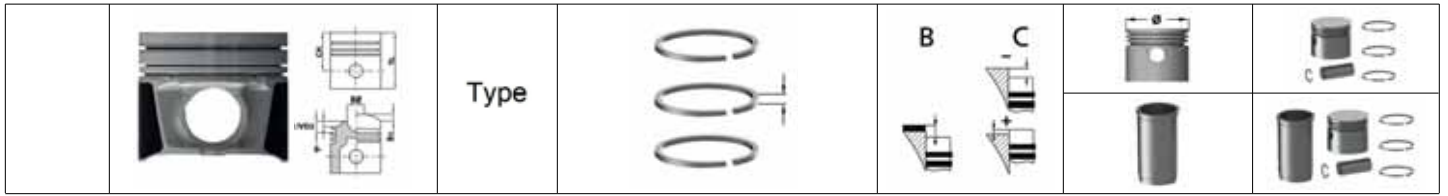
	K=101,00 L=188,00 H=4,50 D=105,00	DF			51-36038-000	71-07117-000
	K=101,50 L=188,00 H=5,00 D=105,00	DF +0,50			51-36038-050	
	K=101,00 L=193,00 H=4,50 D=105,00	DF			51-36039-000	71-07137-000
	K=101,50 L=193,00 H=5,00 D=105,00	DF +0,50			51-36039-050	

98,000

TAD 660 VE Euro3 D 2006 6 Cyl 5703cc 147kW (200ps)






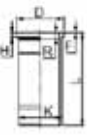

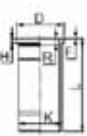

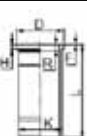
	11-01718-000 CH 55,150 B- 17,310 BØ 61,500 TL 90,650  40,00x80,00	AP	91-09717-000 1 3,000  CK 2 2,030  P 3 3,000  CR		Ø 98,000	31-03718-000
Volvo ve Deutz Ortak Motor						

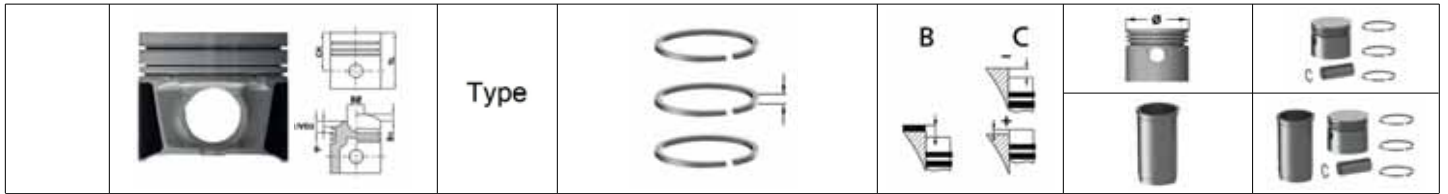
	K=101,00 L=188,00 H=4,50 D=105,00	DF			51-36038-000	71-07138-000
	K=101,50 L=188,00 H=5,00 D=105,00	DF +0,50			51-36038-050	



98,430

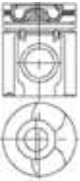




TAMD 60 C	D	1978	1985	6 Cyl	5480cc	108-184kW	(147-250ps)
TD 60 B / C / DG	D	1978	1987	6 Cyl	5480cc	86-132kW	(117-180ps)
TD 61 B / F / FB / G / GA / GB / GC / GE / GS	D	1985		6 Cyl	5480cc	108-153kW	(147-208ps)

 11-02051-000 CH 79,400 B- 21,800 BØ 57,000 TL 124,400  40,00x77,30	AP	91-09051-000 1 2,385  CrP 2 3,160  CrP 3 4,747  CrP	+0,05/+0,55	Ø 98,430	31-04051-000
 K=109,92 L=237,00 H+F=9,65+3,50 D=119,10 R=8,50	WF		O-Ring/Seal 55-50609-000 1 FPM 109,00x5,80 2 EPDM 109,00x5,80 1 FPM 104,00x1,50	51-06035-000 52-06035-000	71-08040-000 72-08040-000
 K=109,92 L=234,50 H+F=11,61+0,73 D=119,10	WF-PH		O-Ring/Seal 55-50608-000 1 FPM 104,00x1,50 1 EPDM 109,00x5,80 1 FPM 109,00x5,80	51-06041-000 52-06041-000	71-08041-000 72-08041-000
 K=109,92 L=237,00 H+F=9,65+3,50 D=119,10 R=20,00	WF-PH			51-06042-000	71-08042-000
 K=109,92 L=234,50 H+F=11,61+0,73 D=119,10	WF		O-Ring/Seal 55-50608-000 1 FPM 104,00x1,50 1 EPDM 109,00x5,80 1 FPM 109,00x5,80	51-06051-000 52-06051-000	71-08051-000 72-08051-000
 K=109,92 L=237,00 H+F=9,65+3,50 D=119,10 R=20,00	WF		O-Ring/Seal 55-50609-000 1 FPM 109,00x5,80 2 EPDM 109,00x5,80 1 FPM 104,00x1,50	51-06081-000 52-06081-000	71-07045-000 72-07045-000



98,430

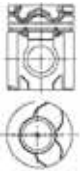




TD 63 E / ES / KDE Euro 1	D	1991	6 Cyl	5480cc	88-154kW	(120-209ps)
TD 63 KBE Euro 1	D	1994	6 Cyl	5480cc	115-118kW	(156-160ps)
TD 63 KDE Euro 1	D	1993	6 Cyl	5480cc	88-154kW	(120-209ps)
TD 63 KEE Euro 1	D	1996	6 Cyl	5480cc	105kW	(143ps)
TD 63 KFE Euro 1	D	1995	6 Cyl	5480cc	120-122kW	(163-166ps)
TD 63 KGE Euro 1	D	1999	2002	6 Cyl	5480cc	94kW (128ps)

 11-02053-000 CH 79,400 VD1 0,800 B- 20,300 BØ 53,100 TL 124,400  40,00x77,30	AP	91-09053-000 1 3,500  Mo 2 2,500  Mo 3 3,500  CR		Ø 98,430	31-04053-000
--	----	---	--	----------	--------------

 K=109,92 L=237,00 H+F=9,65+3,50 D=119,10 R=8,50	WF		O-Ring/Seal 55-50609-000 1 FPM 109,00x5,80 2 EPDM 109,00x5,80 1 FPM 104,00x1,50	51-06035-000 52-06035-000	71-08060-000 72-08060-000
--	----	--	--	-------------------------------------	-------------------------------------

98,430

D 6 A 180 / A 210 / A 230 / A 250 Euro 2	D	1991	6 Cyl	5480cc	132-184kW	(180-250ps)
--	---	------	-------	--------	-----------	-------------

 11-02054-000 CH 79,400 VD1 0,800 B- 19,600 BØ 53,000 TL 124,400  40,00x77,30	AP HA	91-09053-000 1 3,500  Mo 2 2,500  Mo 3 3,500  CR		Ø 98,430	31-04054-000
--	----------	---	--	----------	--------------

 K=110,00 L=234,50 H+F=9,41+0,93 D=119,10	WF		O-Ring/Seal 55-50609-000 1 FPM 109,00x5,80 2 EPDM 109,00x5,80 1 FPM 104,00x1,50	51-06037-000 52-06037-000	71-08066-000 72-08066-000
---	----	--	--	-------------------------------------	-------------------------------------


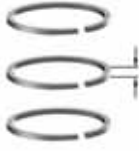
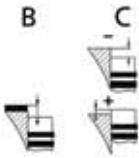



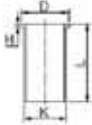
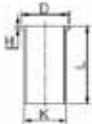




98,480

4236	D	1975	1986	4 Cyl	3864cc	48-60kW	(59-80ps)
D 39 C	D	1975	1986	4 Cyl	3864cc	59kW	(80ps)

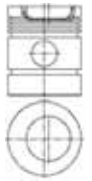






<p>11-01848-000 CH 70,050 B- 20,150 BØ 61,000 TL 120,850</p> <p>34,93x84,10</p>	AP	<p>91-09867-000</p> <p>1 2,385 CrP</p> <p>2 2,385 P</p> <p>3 4,747 CR</p>	+0,28/+0,48	Ø 98,480	31-03848-000
	CP				
Ihc/Case, Massey-Ferguson, Perkins, Renault Trucks (RV) ve Volvo ile Ortak Motor					

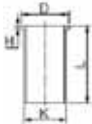


<p>K=104,21 L=227,00 H=3,83 D=107,38</p>	DF			51-35842-000	71-07858-000
<p>K=103,21 L=227,30 H+F=3,81+1,00 D=106,36</p>	DF			51-35844-000	71-07848-000
<p>K=104,21 L=227,30 H+F=3,81+1,00 D=107,36</p>	DF +1,00			51-35844-100	
<p>K=103,28 L=227,30 H+F=3,85+0,90 D=106,40</p>	DS			51-65840-000	
<p>K=103,55 L=227,30 H+F=3,85+0,90 D=106,40</p>	DS +0,25			51-65840-025	
<p>K=103,80 L=227,30 H+F=3,85+0,90 D=106,40</p>	DS +0,50			51-65840-050	
<p>K=104,30 L=227,30 H+F=3,85+0,90 D=107,40</p>	DS +1,00			51-65840-100	
<p>K=104,80 L=227,30 H+F=5,00+0,90 D=108,00</p>	DS +1,50			51-65840-150	

		Type				
	K=105,80 L=227,30 H+F=5,00+0,90 D=109,00	DS +2,50			51-65840-250	
	K=104,26 L=227,00 H=3,81 D=107,38	DS			51-65841-000	
	K=104,75 L=227,00 H=3,81 D=107,38	DS +0,50			51-65841-050	
	K=105,25 L=227,00 H=5,00 D=108,35	DS +1,00			51-65841-100	
	K=103,28 L=229,00 H+F= +	DS			51-65845-000	






98,480

4236	D	1975	1986	4 Cyl	3864cc	48-60kW	(59-80ps)
D 39 C	D	1975	1986	4 Cyl	3864cc	59kW	(80ps)

	11-01863-000 CH 70,250 B- 20,280 BØ 60,500 TL 120,900		91-09863-000 1 2,385  CrP 2 2,385  P 3 2,385  P 4 6,350  CrP 5 6,350  P		Ø 98,480	31-03863-000
	34,93x84,10					
Ihc/Case, Massey-Ferguson, Perkins, Renault Trucks (RVI) ve Volvo ile Ortak Motor						






	K=104,21 L=227,00 H=3,83 D=107,38	DF			51-35842-000	71-07864-000
	K=103,21 L=227,30 H+F=3,81+1,00 D=106,36	DF			51-35844-000	71-07863-000
	K=104,21 L=227,30 H+F=3,81+1,00 D=107,36	DF +1,00			51-35844-100	

		Type				
	K=103,28 L=227,30 H+F=3,85+0,90 D=106,40	DS			51-65840-000	
	K=103,55 L=227,30 H+F=3,85+0,90 D=106,40	DS +0,25			51-65840-025	
	K=103,80 L=227,30 H+F=3,85+0,90 D=106,40	DS +0,50			51-65840-050	
	K=104,30 L=227,30 H+F=3,85+0,90 D=107,40	DS +1,00			51-65840-100	
	K=104,80 L=227,30 H+F=5,00+0,90 D=108,00	DS +1,50			51-65840-150	
	K=105,80 L=227,30 H+F=5,00+0,90 D=109,00	DS +2,50			51-65840-250	
	K=104,26 L=227,00 H=3,81 D=107,38	DS			51-65841-000	
	K=104,75 L=227,00 H=3,81 D=107,38	DS +0,50			51-65841-050	
	K=105,25 L=227,00 H=5,00 D=108,35	DS +1,00			51-65841-100	
	K=103,28 L=229,00 H+F= +	DS			51-65845-000	

	Type				
---	------	---	--	---	---






102,000

4B 3.9 C Euro 2	D	1996	4 Cyl	3900cc	55-60kW	(75-82ps)
6B 5.9 C Euro 2	D	1996	6 Cyl	5883cc	86-132kW	(115-177ps)

	11-01363-000 CH 71,560 B- 17,700 BØ 59,100 TL 105,360	AP	91-09370-000 1 3,000  CR 2 2,350  P 3 4,000  CrP		Ø 102,000 Ø 102,500	31-03363-000 31-03363-050
	40,00x75,68					
Cummins ve Volvo ile Ortak Motor						

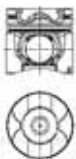




103,000

D4-300 TA/KA/WJ/I-E / I--F	D	2006	4 Cyl	3700cc	221kW	(300ps)
D6-435 TA/KA/D-E/D-F	D	2006	6 Cyl	5499cc	320kW	(435ps)
D6-435I WJ/SC-E/SC-F	D	2006	6 Cyl	5499cc	320kW	(435ps)

	11-01162-000 CH 62,040 VD1 1,010 B- 18,450 BØ 54,080 TL 100,000	AP YS	91-09042-000 1 3,000  CK 2 2,500  CR 3 3,000  CK		Ø 103,000	31-03162-000
	43,00x83,90					






103,000









Strok Boyu 0,20mm Kisa Piston / Stroke Length 0,20mm Shorter Piston			Cyl	cc	kW	(ps)
---	--	--	-----	----	----	------

	11-01162-001 CH 61,840 VD1 1,010 B- 18,450 BØ 54,080 TL 99,800	AP YS	91-09042-000 1 3,000  CK 2 2,500  CR 3 3,000  CK		Ø 103,000	31-03162-001
	43,00x83,90					

103,000






D4-225 / 260	D					
D6-330 / 350 / 370	D					

	11-02035-000 CH 62,000 B- 18,800 BØ 51,700 TL 100,000	AP YS	91-09042-000 1 3,000  CK 2 2,500  CR 3 3,000  CK		Ø 103,000	31-04035-000
	43,00x83,00					

	Type				
					

103,000

Strok Boyu 0,20mm Kisa Piston / Stroke Length 0,20mm Shorter Piston D 6 Cyl 5500cc 243-272kW (330-369ps)






	11-02035-001 CH 61,800 B- 18,800 BØ 51,700 TL 99,800  43,00x83,00	AP YS	91-09042-000 1 3,000  CK 2 2,500  CR 3 3,000  CK		Ø 103,000	31-04035-001
--	--	----------	---	--	-----------	---------------------

104,775

TD 71ACE / AG / AGP / AP / APB / AW / F / FQ / FQK / FS / FSO / FSQ D 1985 6 Cyl 6730cc 166-184kW (226-250ps)

TD 71E / FD / G D 1985 6 Cyl 6730cc 137-180kW (186-245ps)

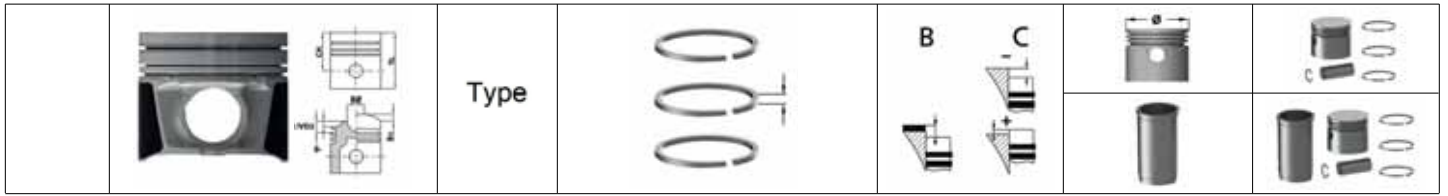
TD F71F D 1985 6 Cyl 6730cc 169kW (230ps)

	11-01154-000 CH 88,450 VD1 1,000 B- 20,950 BØ 65,000 TL 141,050  45,00x85,80	AP YS	91-09058-000 1 2,385  CR 2 3,160  P 3 4,747  CR	+0,20/+0,70	Ø 104,775	31-03154-000
---	--	----------	---	-------------	-----------	---------------------

	K=116,95 L=259,50 H+F=9,66+3,60 D=127,00	WF-PH		O-Ring/Seal 55-50610-000 2 EPDM 115,70x5,70 1 FPM 115,70x5,70 1 FPM 114,00x1,60	51-06048-000 52-06048-000	71-07150-000 72-07150-000
--	---	-------	--	--	-------------------------------------	-------------------------------------

	K=117,00 L=259,70 H+F=9,66+3,60 D=129,40	WF		O-Ring/Seal 55-50610-000 2 EPDM 115,70x5,70 1 FPM 115,70x5,70 1 FPM 114,00x1,60	51-06054-000 52-06054-000	71-07151-000 72-07151-000
--	---	----	--	--	-------------------------------------	-------------------------------------

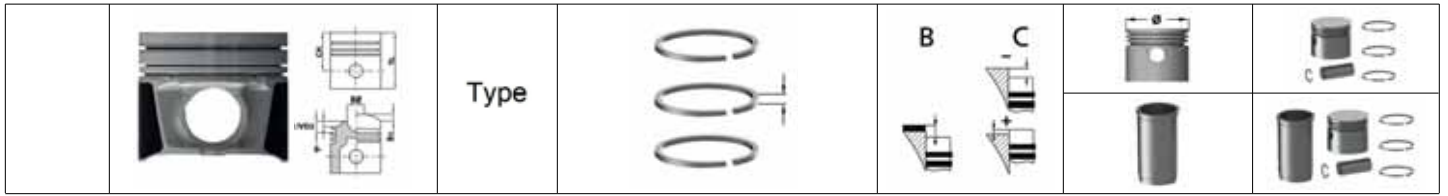
	K=116,95 L=259,50 H+F=9,66+3,60 D=127,00 R=16,00	WF		O-Ring/Seal 55-50610-000 2 EPDM 115,70x5,70 1 FPM 115,70x5,70 1 FPM 114,00x1,60	51-06058-000 52-06058-000	71-07154-000 72-07154-000
--	--	----	--	--	-------------------------------------	-------------------------------------



104,775

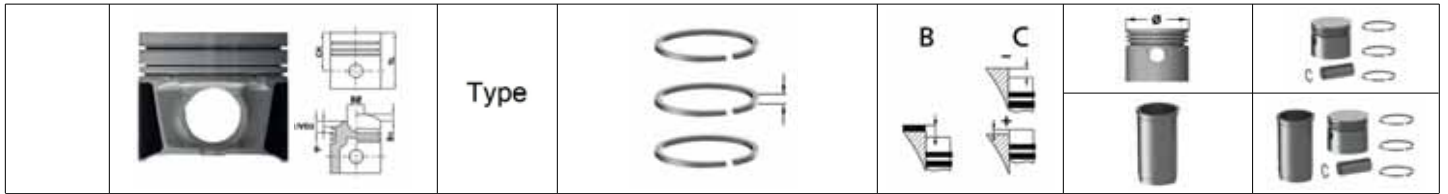
TD 70 F / FC / FS / G	D	1973	1988	6 Cyl	6730cc	138-180kW	(188-245ps)
TD 70 GG	D	1983	1986	6 Cyl	6730cc	100-140kW	(136-190ps)
TD 70F	D	1979	1985	6 Cyl	6730cc	162kW	(220ps)
TD 70FS	D	1979	1985	6 Cyl	6730cc	180kW	(245ps)
TD 70G	D	1979	1985	6 Cyl	6730cc	138-156kW	(188-212ps)
TD 71 A	D	1985		6 Cyl	6730cc	169kW	(230ps)
TD 71 GE	D			6 Cyl	6730cc	kW	(ps)
TD 71A	D			6 Cyl	6730cc	169kW	(230ps)
TID 70 GG	D	1986	1991	6 Cyl	6730cc	116-154kW	(158-209ps)

 	<p>11-01158-000 CH 88,450 VD1 1,000 B- 26,150 BØ 60,000 TL 141,050</p> <p>45,00x85,80</p>	<p>AP YS</p>	<p>91-49057-000</p> <p>1 2,385 CR 2 3,160 P 3 3,160 P 4 4,747 CR</p>		<p>Ø 104,775</p>	<p>31-03158-000</p>
	<p>K=116,95 L=257,00 H+F=11,66+0,73 D=127,00 R=17,00</p>	<p>WF</p>		<p>O-Ring/Seal 55-50618-000 1 FPM 115,70x5,70 1 EPDM 115,70x5,70 1 FPM 114,00x1,60</p>	<p>51-06057-000 52-06057-000</p>	<p>71-07161-000 72-07161-000</p>



104,775							
TD 71 ACE / AG / AGP / AP / AW / F / FQ / FQK / FS / FSO / FSQ	D	1985	6 Cyl	6730cc	166-184kW	(226-250ps)	
TD 71 APB	D	1985	6 Cyl	6730cc	169kW	(230ps)	
TD 71 E / FD / G	D	1985	6 Cyl	6730cc	137-180kW	(186-245ps)	
TD 71 G	D	1985	6 Cyl	6730cc	137-180kW	(186-245ps)	
TD 71 G 285	D	1987	6 Cyl	6730cc	148kW	(201ps)	
TD 71 GA	D	1986	6 Cyl	6730cc	157kW	(213ps)	
TD F 71 F	D	1985	6 Cyl	6730cc	169kW	(230ps)	

<p>11-01161-000 CH 88,450 VD1 1,000 B- 26,300 BØ 60,000 TL 141,050</p> <p>45,00x85,80</p>	<p>AP YS</p>	<p>91-09058-000 1 2,385 CR 2 3,160 P 3 4,747 CR</p>	<p>+0,70</p>	<p>Ø 104,775</p>	<p>31-03161-000</p>
<p>K=117,00 L=259,70 H+F=9,66+3,60 D=129,40 R=18,00</p>	<p>WF</p>		<p>O-Ring/Seal 55-50610-000 2 EPDM 115,70x5,70 1 FPM 115,70x5,70 1 FPM 114,00x1,60</p>	<p>51-06036-000 52-06036-000</p>	<p>71-07094-000 72-07094-000</p>
<p>K=117,00 L=259,70 H+F=9,66+3,60 D=129,40</p>	<p>WF</p>		<p>O-Ring/Seal 55-50610-000 2 EPDM 115,70x5,70 1 FPM 115,70x5,70 1 FPM 114,00x1,60</p>	<p>51-06054-000 52-06054-000</p>	<p>71-07103-000 72-07103-000</p>
<p>K=116,95 L=259,50 H+F=9,66+3,60 D=127,00 R=16,00</p>	<p>WF</p>		<p>O-Ring/Seal 55-50610-000 2 EPDM 115,70x5,70 1 FPM 115,70x5,70 1 FPM 114,00x1,60</p>	<p>51-06058-000 52-06058-000</p>	<p>71-07102-000 72-07102-000</p>



104,775

TD 73 E / EK / EA / EB / ES Euro 1	D	1990	6 Cyl	6730cc	160-191kW	(218-260ps)
TD 73 K	D		6 Cyl	6730cc	169kW	(230ps)
TD 73 KAE Euro 1	D	1991	6 Cyl	6730cc	150kW	(204ps)
TD 73 KCE Euro 1	D	1991	6 Cyl	6730cc	174-190kW	(233-255ps)
TD 73 KDE Euro 1	D	1991	6 Cyl	6730cc	130-153kW	(177-208ps)
TD 73 KE Euro 1	D	1991	6 Cyl	6730cc	150kW	(204ps)
TD 73 KFE Euro 1	D	1995	6 Cyl	6730cc	173-190kW	(235-258ps)
TD 73 KGE Euro 1	D	1996	6 Cyl	6730cc	135kW	(184ps)
TD 73 KHE Euro 1	D	1996	6 Cyl	6730cc	155kW	(211ps)

<p>11-02040-000 CH 88,450 VD1 2,050 VD2 3,050 B- 20,100 BØ 61,000 TL 132,450</p> <p>45,00x82,00</p>	AP	<p>91-09040-000</p> <p>1 3,000 Mo 2 2,500 3 4,000 CR</p>		Ø 104,775	31-04040-000
<p>K=117,00 L=259,70 H+F=9,66+3,60 D=129,40</p>	WF		<p>O-Ring/Seal 55-50610-000 2 EPDM 115,70x5,70 1 FPM 115,70x5,70 1 FPM 114,00x1,60</p>	<p>51-06054-000 52-06054-000</p>	<p>71-08036-000 72-08036-000</p>
<p>K=116,95 L=259,50 H+F=9,66+3,60 D=127,00 R=13,00</p>	WF		<p>O-Ring/Seal 55-50610-000 2 EPDM 115,70x5,70 1 FPM 115,70x5,70 1 FPM 114,00x1,60</p>	<p>51-06061-000 52-06061-000</p>	<p>71-08035-000 72-08035-000</p>

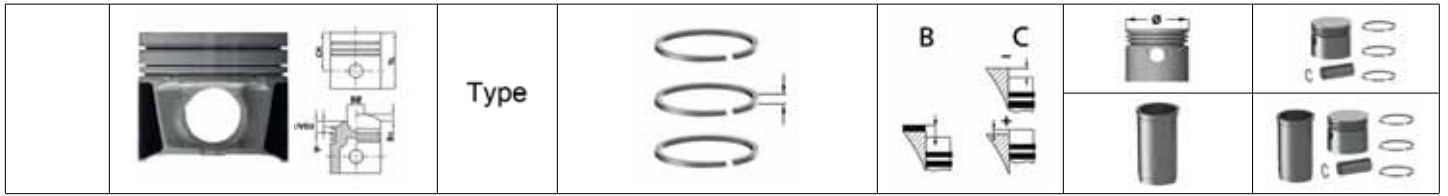


104,775						
TD 71 ACE / AG / AGP / AP / AW / F / FQ / FQK / FS / FSO / FSQ	D	1985	6 Cyl	6730cc	169-184kW	(226-250ps)
TD 71 E / FD / G	D	1985	6 Cyl	6730cc	137-180kW	(186-245ps)
TD 71 F	D	1985	1994	6 Cyl	6730cc	166-173kW (226-235ps)
TD 71 G 285	D	1987	6 Cyl	6730cc	148kW	(201ps)
TD 71 GA	D	1986	6 Cyl	6730cc	157kW	(213ps)
TDF 71 F	D	1985	6 Cyl	6730cc	169kW	(230ps)

<p>11-02056-000 CH 88,450 VD1 1,000 B- 20,950 BØ 65,000 TL 141,050</p> <p>45,00x85,80</p>	AP YS	<p>91-09056-000</p> <p>1 2,385 CrP</p> <p>2 3,160 P</p> <p>3 3,160 P</p> <p>4 4,747 CrP</p>		Ø 104,775	31-04056-000
<p>K=116,95 L=259,50 H+F=9,66+3,60 D=127,00</p>	WF-PH		<p>O-Ring/Seal</p> <p>55-50610-000</p> <p>2 EPDM 115,70x5,70</p> <p>1 FPM 115,70x5,70</p> <p>1 FPM 114,00x1,60</p>	51-06048-000 52-06048-000	71-07158-000 72-07158-000
<p>K=116,95 L=259,50 H+F=9,66+3,60 D=127,00 R=16,00</p>	WF		<p>O-Ring/Seal</p> <p>55-50610-000</p> <p>2 EPDM 115,70x5,70</p> <p>1 FPM 115,70x5,70</p> <p>1 FPM 114,00x1,60</p>	51-06058-000 52-06058-000	71-08056-000 72-08056-000
<p>K=116,95 L=259,50 H+F=9,66+3,60 D=127,00 R=13,00</p>	WF		<p>O-Ring/Seal</p> <p>55-50610-000</p> <p>2 EPDM 115,70x5,70</p> <p>1 FPM 115,70x5,70</p> <p>1 FPM 114,00x1,60</p>	51-06061-000 52-06061-000	71-08043-000 72-08043-000

104,775						
TD 70 A / B / C	D	1963	1976	6 Cyl	6730cc	128-158kW (175-215ps)
TD 70A	D	1965	1970	6 Cyl	6730cc	128-136kW (175-185ps)

<p>11-02057-000 CH 88,450 B- 26,150 BØ 60,000 TL 141,050</p> <p>45,00x85,80</p>	AP	<p>91-09057-000</p> <p>1 2,385 CR</p> <p>2 3,160 P</p> <p>3 3,160 P</p> <p>4 4,747 CR</p> <p>5 4,747 P</p>		Ø 104,775	31-04057-000
<p>K=116,95 L=257,00 H+F=11,66+0,73 D=127,00 R=18,00</p>	WF-PH		<p>O-Ring/Seal</p> <p>55-50610-000</p> <p>2 EPDM 115,70x5,70</p> <p>1 FPM 115,70x5,70</p> <p>1 FPM 114,00x1,60</p>	51-06047-000 52-06047-000	71-08047-000 78-08047-000
<p>K=116,95 L=257,00 H+F=11,66+0,73 D=127,00 R=17,00</p>	WF		<p>O-Ring/Seal</p> <p>55-50618-000</p> <p>1 FPM 115,70x5,70</p> <p>1 EPDM 115,70x5,70</p> <p>1 FPM 114,00x1,60</p>	51-06057-000 52-06057-000	71-08057-000 72-08057-000


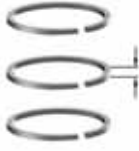



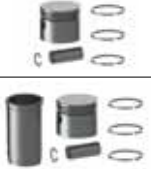


104,775						
TD 70 E / ES / H / HA	D	1974	6 Cyl	6730cc	121-166kW	(165-225ps)
TD 70E	D	1974	1978	6 Cyl	6730cc	155kW (210ps)
TD 70ES	D	1974	6 Cyl	6730cc	155-166kW	(210-225ps)
TD 70H	D	1979	1986	6 Cyl	6730cc	121-157kW (165-213ps)

<p>11-02058-000 CH 88,450 VD1 1,000 B- 26,150 BØ 60,000 TL 141,050</p> <p>45,00x85,80</p>	AP	<p>91-09056-000</p> <p>1 2,385 CrP</p> <p>2 3,160 P</p> <p>3 3,160 P</p> <p>4 4,747 CrP</p>		Ø 104,775	31-04058-000
<p>K=116,95 L=257,00 H+F=11,66+0,73 D=127,00 R=18,00</p>	WF-PH		<p>O-Ring/Seal</p> <p>55-50610-000</p> <p>2 EPDM 115,70x5,70</p> <p>1 FPM 115,70x5,70</p> <p>1 FPM 114,00x1,60</p>	<p>51-06047-000</p> <p>52-06047-000</p>	<p>71-08048-000</p> <p>72-08048-000</p>
<p>K=116,95 L=257,00 H+F=11,66+0,73 D=127,00 R=17,00</p>	WF		<p>O-Ring/Seal</p> <p>55-50618-000</p> <p>1 FPM 115,70x5,70</p> <p>1 EPDM 115,70x5,70</p> <p>1 FPM 114,00x1,60</p>	<p>51-06057-000</p> <p>52-06057-000</p>	<p>71-08058-000</p> <p>72-08058-000</p>
<p>K=116,95 L=259,50 H+F=9,66+3,60 D=127,00 R=16,00</p>	WF		<p>O-Ring/Seal</p> <p>55-50610-000</p> <p>2 EPDM 115,70x5,70</p> <p>1 FPM 115,70x5,70</p> <p>1 FPM 114,00x1,60</p>	<p>51-06058-000</p> <p>52-06058-000</p>	<p>71-08061-000</p> <p>72-08061-000</p>








104,775						
D 7 A 230 / A 260 / A 285 / B 230 / B 260 Euro 2	D	1993	6 Cyl	6730cc	169-210kW	(230-285ps)

<p>11-02087-000 CH 88,550 VD1 2,150 VD2 3,150 B- 20,200 BØ 61,000 TL 132,550</p> <p>45,00x82,00</p>	AP	<p>91-09087-000</p> <p>1 3,500 Mo</p> <p>2 2,500 P</p> <p>3 3,500 CR</p>		Ø 104,775	31-04087-000
<p>K=117,00 L=256,80 H+F=9,40+0,95 D=127,00</p>	WF		<p>O-Ring/Seal</p> <p>55-50610-000</p> <p>2 EPDM 115,70x5,70</p> <p>1 FPM 115,70x5,70</p> <p>1 FPM 114,00x1,60</p>	<p>51-06053-000</p> <p>52-06053-000</p>	<p>71-08097-000</p> <p>72-08097-000</p>
<p>K=117,00 L=259,70 H+F=9,66+3,60 D=129,40</p>	WF		<p>O-Ring/Seal</p> <p>55-50610-000</p> <p>2 EPDM 115,70x5,70</p> <p>1 FPM 115,70x5,70</p> <p>1 FPM 114,00x1,60</p>	<p>51-06054-000</p> <p>52-06054-000</p>	<p>71-08095-000</p> <p>72-08095-000</p>
<p>K=117,00 L=257,00 H+F=9,40+0,70 D=129,40</p>	WF		<p>O-Ring/Seal</p> <p>55-50610-000</p> <p>2 EPDM 115,70x5,70</p> <p>1 FPM 115,70x5,70</p> <p>1 FPM 114,00x1,60</p>	<p>51-06056-000</p> <p>52-06056-000</p>	<p>71-08087-000</p> <p>72-08087-000</p>

	Type		 		
---	------	---	--	---	---








105,570

D 42 A D 1972 1983 4 Cyl 4200cc 59kW (80ps)

	<p>11-02065-000 CH 84,100 B- 23,100 BØ 54,500 TL 135,100</p>  42,00x88,50		<p>91-09066-000 1 2,385  CR 2 3,160  P 3 3,160  P 4 4,747  CR</p>		<p>Ø 105,570</p>	<p>31-04065-000</p>
	<p>K=117,95 L=245,00 H+F=14,10+0,70 D=127,50</p>	WF		<p>O-Ring/Seal 55-50603-000 2 FPM 117,60x4,40</p>	<p>51-06069-000 52-06069-000</p>	<p>71-08084-000 72-08084-000</p>

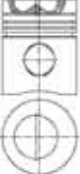






105,570

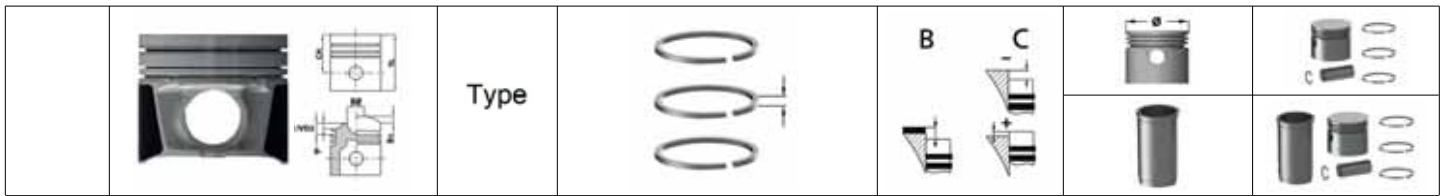
TD 42 D 1976 4 Cyl 4200cc kW (ps)

	<p>11-02066-000 CH 84,100 B- 24,850 BØ 54,600 TL 135,100</p>  42,00x87,00		<p>91-09066-000 1 2,385  CR 2 3,160  P 3 3,160  P 4 4,747  CR</p>		<p>Ø 105,570</p>	<p>31-04066-000</p>
	<p>K=117,95 L=245,00 H+F=14,10+0,70 D=127,50</p>	WF		<p>O-Ring/Seal 55-50603-000 2 FPM 117,60x4,40</p>	<p>51-06069-000 52-06069-000</p>	<p>71-08085-000 72-08085-000</p>

105,570

D 42 A D 1972 1983 4 Cyl 4200cc

	<p>11-02067-000 CH 84,100 B- 23,100 BØ 54,600 TL 135,100</p>  40,00x88,50		<p>91-09066-000 1 2,385  CR 2 3,160  P 3 3,160  P 4 4,747  CR</p>		<p>Ø 105,570</p>	<p>31-04067-000</p>
	<p>K=117,95 L=245,00 H+F=14,10+0,70 D=127,50</p>	WF		<p>O-Ring/Seal 55-50603-000 2 FPM 117,60x4,40</p>	<p>51-06069-000 52-06069-000</p>	<p>71-08080-000 72-08080-000</p>



105,570

TD 42 A D 1976 4 Cyl 4200cc 54kW (73ps)

	11-02069-000 CH 84,100 B- 24,850 BØ 54,600 TL 135,100	AP	91-09066-000 1 2,385 CR 2 3,160 P 3 3,160 P 4 4,747 CR		Ø 105,570	31-04069-000
	42,00x87,00					

	K=117,95 L=245,00 H+F=14,10+0,70 D=127,50	WF		O-Ring/Seal 55-50603-000 2 FPM 117,60x4,40	51-06069-000 52-06069-000	71-08085-000 72-08085-000
--	--	----	--	---	-------------------------------------	-------------------------------------

105,570

TD 45 B	D 1980	4 Cyl	4500cc	66-85kW	(90-116ps)
TD 45 B EM	D 1985 2000	4 Cyl	4500cc	83kW	(113ps)
TD 45 E	D 1991	4 Cyl	4500cc	84-92kW	(114-125ps)
TD 45 EM	D 1985	4 Cyl	4500cc	85kW	(116ps)

	11-02070-000 CH 80,100 B- 19,700 BØ 65,000 TL 131,100	AP	91-09066-000 1 2,385 CR 2 3,160 P 3 3,160 P 4 4,747 CR		Ø 105,570	31-04070-000
	42,00x87,00					






	K=117,95 L=245,00 H+F=14,10+0,70 D=127,50	WF		O-Ring/Seal 55-50603-000 2 FPM 117,60x4,40	51-06069-000 52-06069-000	71-08063-000 72-08063-000
--	--	----	--	---	-------------------------------------	-------------------------------------

107,000

D 7 C 215 / C 250 / C 275 / C 290 / C 310 Euro 2	D 1998	6 Cyl	7280cc	158-228kW	(215-310ps)
--	--------	-------	--------	-----------	-------------






	11-02062-000 CH 88,450 VD1 2,100 VD2 3,100 B- 20,200 BØ 61,000 TL 134,450	AP YS	91-09062-000 1 3,500 CkP 2 2,500 P 3 3,500 CR		Ø 107,000	31-04062-000
	47,00x85,50					

	K=117,00 L=257,00 H+F=9,40+0,70 D=129,40	WF		O-Ring/Seal 55-50601-000 2 FPM 115,80x5,80 1 FPM 115,80x5,80 1 FPM 114,00x1,60	51-06055-000 52-06055-000	71-08065-000 72-08065-000
--	---	----	--	---	-------------------------------------	-------------------------------------

	Type				
---	------	---	--	---	---

108,000






BF 4 M 1013 Euro 1 D 1999 4 Cyl 4764cc 63-93 kW (85-127ps)

	11-01698-000 CH 71,150 B- 16,600 BØ 71,000 TL 108,000	AP	91-09045-000 1 3,000  CK 2 2,000  P 3 3,500  CR	1 Centik conta ile (+0,28/+0,53) 2 Centik conta ile (+0,54/+0,63) 3 Centik conta ile (+0,64/+0,75)	Ø 108,000	31-03698-000
 42,00x86,00						
Deutz ve Volvo ile Ortak Motor						

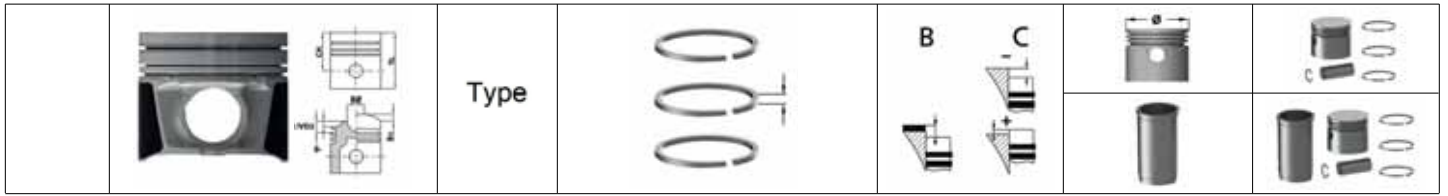
	K=120,00 L=229,00 H+F=9,00+1,10 D=128,50	WF		O-Ring/Seal 55-50613-000 2 FPM 112,00x3,00	51-05387-000 52-05387-000	71-08067-000 72-08067-000
--	---	----	--	---	--	--

108,000

D 7 E 240 / 280 / 290 / 320 / 360 Euro 4/5 D 6 Cyl 7146cc 177-235kW (240-320ps)

	11-02036-000 CH 70,900 B- 19,600 BØ 64,500 TL 107,800	AP YS	91-09045-000 1 3,000  CK 2 2,000  P 3 3,500  CR		Ø 108,000	31-04036-000
 45,00x86,00						
Deutz, Renault Trucks (RVI) ve Volvo ile Ortak Motor						

	K=120,00 L=228,00 H=8,07 D=131,70	WF		O-Ring/Seal 55-50613-000 2 FPM 112,00x3,00	51-06065-000 52-06065-000	71-08031-000 72-08031-000
--	--	----	--	---	--	--



108,000						
D 5 A-B TA Euro 2	D	4 Cyl	4764cc	92-100kW	(125-136ps)	
D 5 A-T Euro 2	D	4 Cyl	4764cc	72-95kW	(98-129ps)	
D 5 A-TA Euro 2	D	4 Cyl	4764cc	89-118kW	(121-160ps)	
D 7 A-B TA	D	6 Cyl	7146cc	130-174kW	(177-237ps)	
D 7 A-T	D	6 Cyl	7146cc	108-129kW	(147-175ps)	

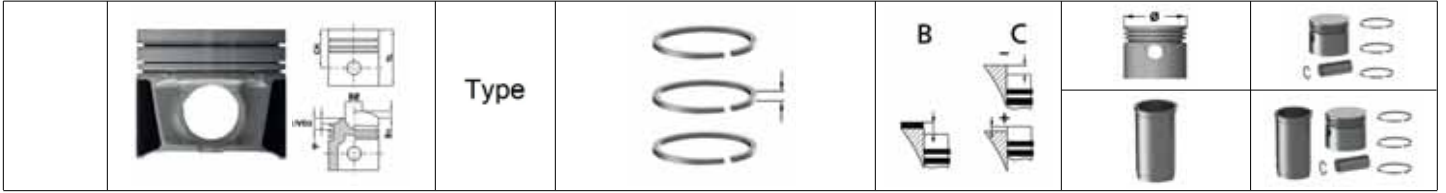
<p>11-02037-000 CH 71,100 B- 19,920 BØ 63,000 TL 108,000</p> <p>42,00x86,00</p>	AP	<p>91-09045-000</p> <p>1 3,000 CK</p> <p>2 2,000 P</p> <p>3 3,500 CR</p>	<p>Ø 108,000</p>	<p>31-04037-000</p>
	<p>Deutz ve Volvo ile Ortak Motor</p>			

<p>K=120,00 L=229,00 H+F=9,00+1,10 D=128,50</p>	WF	<p>O-Ring/Seal 55-50613-000 2 FPM 112,00x3,00</p>	<p>51-05387-000 52-05387-000</p>	<p>71-08069-000 72-08069-000</p>

108,000						
TAD 550 GE Euro 2	D	4 Cyl	4760cc	76-93kW	(103-127ps)	
TAD 551 GE Euro 2	D	4 Cyl	4760cc	89-111kW	(121-152ps)	
TAD 750 GE	D	6 Cyl	7150cc	114-146kW	(155-199ps)	
TAD 750 VE Euro 3	D	6 Cyl	7150cc	170-200kW	(231-272ps)	
TAD 751 GE	D	6 Cyl	7150cc	132-166kW	(180-226ps)	
TAD 760 VE Euro 3	D	6 Cyl	7150cc	181kW	(246ps)	






<p>11-02044-000 CH 71,100 B- 19,600 BØ 64,000 TL 108,000</p> <p>42,00x86,00</p>	AP	<p>91-09045-000</p> <p>1 3,000 CK</p> <p>2 2,000 P</p> <p>3 3,500 CR</p>	<p>Deutz ve Volvo Ortak Motot</p>	<p>Ø 108,000</p>	<p>31-04044-000</p>

<p>K=120,00 L=229,00 H+F=9,00+1,10 D=128,50</p>	WF	<p>O-Ring/Seal 55-50613-000 2 FPM 112,00x3,00</p>	<p>51-06067-000 52-06067-000</p>	<p>71-07153-000 72-07153-000</p>



108,000






BF 4 M 1013 E Euro 2	D	1998	4 Cyl	4764cc	71-95kW	(97-129ps)
D 7 D EAE2 Euro 2	D		6 Cyl	7146cc	143kW	(194ps)
D 7 D ECE2 Euro 2	D		6 Cyl	7146cc	143kW	(194ps)
D 7 D EEE2 Euro 2	D		6 Cyl	7146cc	125kW	(170ps)
D 7 D LAE2 Euro 2	D	1986	6 Cyl	7146cc	165kW	(224ps)
D 7 D LBE2 Euro 2	D	2003 2007	6 Cyl	7146cc	155kW	(210ps)

 11-02045-000 CH 71,100 B- 19,600 BØ 64,000 TL 108,000  42,00x86,00 Deutz ve Volvo ile Ortak Motor	AP	91-09045-000 1 3,000  CK 2 2,000  P 3 3,500  CR		Ø 108,000	31-04045-000
---	----	--	--	-----------	--------------






 K=120,00 L=229,00 H+F=9,00+1,10 D=128,50	WF		O-Ring/Seal 55-50613-000 2 FPM 112,00x3,00	51-06067-000 52-06067-000	71-07152-000 72-07152-000
---	----	--	--	------------------------------	------------------------------

108,000

TAD 734 GE Euro 2	D	2007	6 Cyl	7150cc	216-247kW	(293-336ps)
-------------------	---	------	-------	--------	-----------	-------------








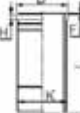
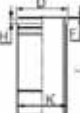
 11-02098-000 CH 70,900 B- 20,000 BØ 66,000 TL 107,800  45,00x86,00	AP YS	91-09045-000 1 3,000  CK 2 2,000  P 3 3,500  CR		Ø 108,000	31-04098-000
---	----------	--	--	-----------	--------------

 K=120,00 L=228,00 H=8,07 D=131,70	WF		O-Ring/Seal 55-50613-000 2 FPM 112,00x3,00	51-06065-000 52-06065-000	71-08108-000 72-08108-000
--	----	--	--	------------------------------	------------------------------

	Type				
---	------	---	--	---	---







111,125

1113	D	3 Cyl	3780cc	41-46kW	(56-63ps)
1114	D	4 Cyl	5040cc	55kW	(75ps)

	11-02071-000 CH 85,500 B- 26,500 BØ 59,400 TL 148,500  40,00x90,50		91-09071-000 1 2,385  CR 2 3,160  P 3 3,160  P 4 4,747  CR 5 4,747  P		Ø 111,125	31-04071-000
	K=125,95 L=258,50 H+F=14,08+0,70 D=131,95	WF-PH		O-Ring/Seal 55-50619-000 2 FPM 125,00x4,00	51-06043-000 52-06043-000	71-08064-000 72-08064-000
	K=125,95 L=258,50 H+F=14,08+0,70 D=131,95	WF		O-Ring/Seal 55-50619-000 2 FPM 125,00x4,00	51-06071-000 52-06071-000	71-08071-000 72-08071-000







120,000












D9 A	D	6 Cyl	9364cc	kW	(ps)
------	---	-------	--------	----	------

	11-01163-000 CH 85,500 VD1 0,400 B- 16,700 BØ 83,000 TL 129,900  54,00x96,00	AP YS	91-09086-000 1 4,000  Mo 2 3,000  CR 3 3,000  NT St		Ø 120,000	31-03163-000
	K=139,00 L=249,50 H+F=11,20+0,85 D=149,00	WF		O-Ring/Seal 55-50611-000 1 EPDM 132,50x2,40 1 EPDM 1 FPM 128,00x137,00x5,00 128,00x137,00x5,00	51-06045-000 52-06045-000	71-08027-000 72-08027-000

120,000

D9 A	D	6 Cyl	9364cc		
------	---	-------	--------	--	--

	11-01164-000 CH 85,500 B- 17,200 BØ 78,500 TL 129,900  54,00x96,00	AP YS	91-09086-000 1 4,000  Mo 2 3,000  CR 3 3,000  NT St		Ø 120,000	31-03164-000
	K=139,00 L=249,50 H+F=11,20+0,85 D=149,00	WF		O-Ring/Seal 55-50611-000 1 EPDM 132,50x2,40 1 EPDM 1 FPM 128,00x137,00x5,00 128,00x137,00x5,00	51-06045-000 52-06045-000	71-08028-000 72-08028-000

	Type					
						

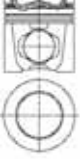




120,000

D 9 A 260 / 300 / 340 / 380 Euro 3

D 2001

6 Cyl

9364cc

	11-02086-000 CH 85,450 B- 14,600 BØ 77,000 TL 129,970	AP YS	91-09086-000 1 4,000  Mo 2 3,000  CR 3 3,000  NT St		Ø 120,000	31-04086-000
	54,00x96,00					

	K=139,00 L=249,50 H+F=11,20+1,00 D=149,00	WF		O-Ring/Seal 55-50611-000 1 EPDM 132,50x2,40 1 EPDM 1 FPM 128,00x137,00x5,00 128,00x137,00x5,00	51-06066-000 52-06066-000	71-08086-000 72-08086-000
--	--	----	--	--	-------------------------------------	-------------------------------------

120,000






D 9 B 300 / 340 / 380 Euro 4/5

D 2005

6 Cyl

9364cc

220-280kW (300-380ps)

	11-02095-000 CH 85,450 VD1 1,000 B- 14,900 BØ 79,000 TL 129,950	AP YS	91-09095-000 1 3,500  NT St 2 2,500  NT St 3 3,000  NT St		Ø 120,000	31-04095-000
	54,00x96,00					

	K=139,00 L=249,50 H+F=11,20+1,00 D=149,00	WF		O-Ring/Seal 55-50611-000 1 EPDM 132,50x2,40 1 EPDM 1 FPM 128,00x137,00x5,00 128,00x137,00x5,00	51-06066-000 52-06066-000	71-08540-000 72-08540-000
--	--	----	--	--	-------------------------------------	-------------------------------------

120,000






D 9 A 260 / 300 / 340 / 380 Euro 3

D 2001






6 Cyl

9364cc

191-280kW (260-380ps)






	11-02096-000 CH 85,450 B- 15,000 BØ 77,900 TL 129,950	AP YS	91-09086-000 1 4,000  Mo 2 3,000  CR 3 3,000  NT St		Ø 120,000	31-04096-000
	54,00x96,00					

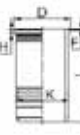
	K=139,00 L=249,50 H+F=11,20+1,00 D=149,00	WF		O-Ring/Seal 55-50611-000 1 EPDM 132,50x2,40 1 EPDM 1 FPM 128,00x137,00x5,00 128,00x137,00x5,00	51-06066-000 52-06066-000	71-08102-000 72-08102-000
--	--	----	--	--	-------------------------------------	-------------------------------------

	Type				
---	------	---	--	---	---

120,000

CM19FO / TAD951VE / TAD952VE D 6 Cyl 9364cc kW (ps)






	11-02097-000 CH 85,450 VD1 1,000 B- 14,600 BØ 77,100 TL 129,950	AP YS	91-09095-000 1 3,500  NT St 2 2,500  NT St 3 3,000  NT St		Ø 120,000	31-04097-000
	54,00x96,00					

	K=139,00 L=249,50 H+F=11,20+1,00 D=149,00	WF		O-Ring/Seal 55-50611-000 1 EPDM 132,50x2,40 1 EPDM 1 FPM 128,00x137,00x5,00 128,00x137,00x5,00	51-06066-000 52-06066-000	71-08103-000 72-08103-000
--	--	----	--	--	-------------------------------------	-------------------------------------

120,640

TD 102 F / FD / KF / KCE / GC Euro 1 D 1985 6 Cyl 9600cc

TD 102 FDQ / FF / FH / FQ / GA D 1977 6 Cyl 9600cc

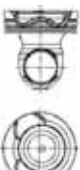




	11-02648-000 CH 92,550 VD1 1,950 VD2 1,950 B- 22,200 BØ 76,000 TL 132,550	PDB	91-09073-000 1 3,000  Mo 2 3,160  CR 3 4,747  CR		Ø 120,640	31-04648-000
	52,00x98,00	STEEL PISTON				

	K=133,84 L=287,50 H+F=11,52+3,50 D=147,00	WF		O-Ring/Seal 55-50616-000 1 FPM 132,80x5,80 1 EPDM 132,80x5,80 1 FPM 132,50x2,40	51-06079-000 52-06079-000	71-08106-000 72-08106-000
--	--	----	--	--	-------------------------------------	-------------------------------------

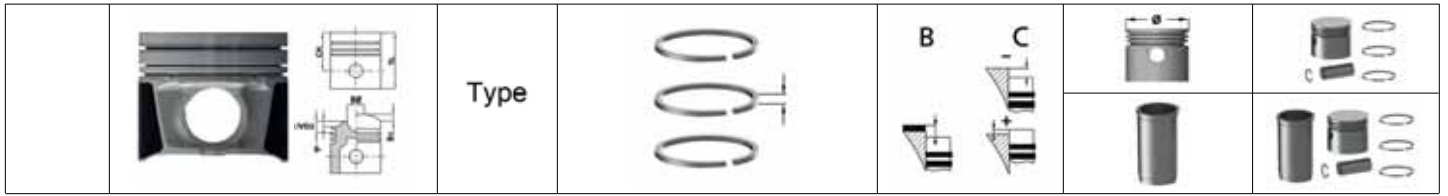
120,640

TD 102 FL / FM D 1985 2001 6 Cyl 9600cc 229-234kW (311-318ps)

THD 102 KD D 1992 1996 6 Cyl 9600cc 252kW (343ps)







	11-02649-000 CH 92,550 VD1 1,950 VD2 1,950 B- 20,400 BØ 76,000 TL 132,550	PDB	91-09073-000 1 3,000  Mo 2 3,160  CR 3 4,747  CR		Ø 120,640	31-04649-000
	52,00x98,00	STEEL PISTON				

	K=133,84 L=287,50 H+F=11,52+3,50 D=147,00	WF		O-Ring/Seal 55-50616-000 1 FPM 132,80x5,80 1 EPDM 132,80x5,80 1 FPM 132,50x2,40	51-06079-000 52-06079-000	71-08107-000 72-08107-000
--	--	----	--	--	-------------------------------------	-------------------------------------



120,650

TAD1030G / TAD1030GE / TAD1030P / TAD1030V D 6 Cyl cc kW (ps)







  	<p>11-01165-000 CH 109,450 VD1 1,900 B- 24,000 BØ 76,000 TL 155,400</p> <p>52,00x106,00</p>	<p>AP</p>	<p>91-09004-000 1 3,500  Mo 2 3,160  CR 3 4,747  CrP</p>		<p>Ø 120,650</p>	<p>31-03165-000</p>
---	--	-----------	---	--	------------------	----------------------------

	<p>K=133,85 L=296,50 H+F=11,52+3,50 D=146,95 R=12,00</p>	<p>WF</p>		<p>O-Ring/Seal 55-50616-000 1 FPM 132,80x5,80 1 EPDM 132,80x5,80 1 FPM 132,50x2,40</p>	<p>51-06073-000 52-06073-000</p>	<p>71-08029-000 72-08029-000</p>
--	--	-----------	--	---	---	---

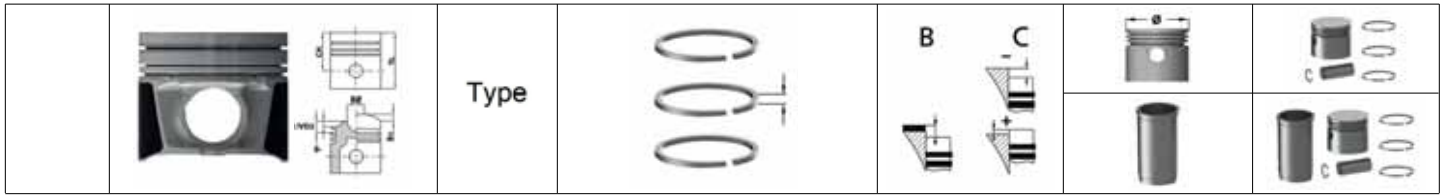
120,650

D 10 A 350 / A 360 / B 350 / B 360 Euro 2 D 1995 6 Cyl






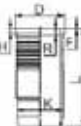
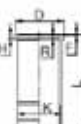
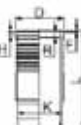
DH 10 A 360 Euro 2 D 1992 6 Cyl

  	<p>11-02055-000 CH 92,600 VD1 2,100 VD2 2,700 B- 22,500 BØ 64,000 TL 137,600</p> <p>52,00x98,00</p>	<p>AP HA</p>	<p>91-09055-000 1 4,000  CR 2 3,160  CR 3 4,747  CR</p>		<p>Ø 120,650</p>	<p>31-04055-000</p>
---	---	-----------------------	--	--	------------------	----------------------------

	<p>K=134,00 L=287,50 H+F=11,52+3,50 D=147,00 R=13,00</p>	<p>WF</p>		<p>O-Ring/Seal 55-50616-000 1 FPM 132,80x5,80 1 EPDM 132,80x5,80 1 FPM 132,50x2,40</p>	<p>51-06063-000 52-06063-000</p>	<p>71-08093-000 72-08093-000</p>
--	--	-----------	--	---	---	---







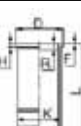
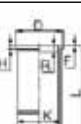


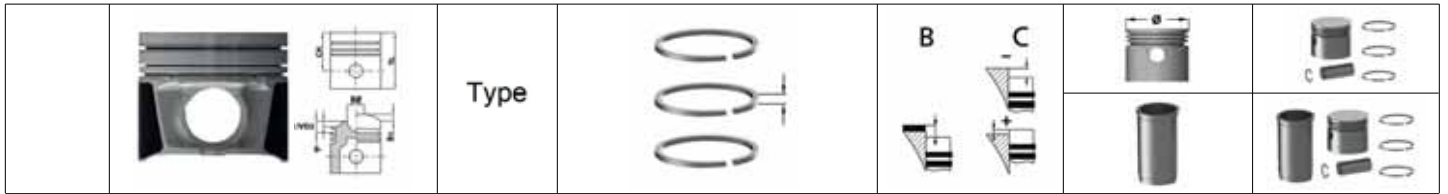
120,650
 TD 100 B / BG D 1974 1985 6 Cyl 9600cc 207-233kW (280-317ps)

 11-02072-000 CH 109,400 VD1 2,900 B- 28,000 BØ 76,000 TL 166,400  52,00x106,00	AP 91-09075-000 1 2,380  CR 2 3,160  CR 3 4,747  CR			Ø 120,650	31-04072-000
 K=133,85 L=294,00 H+F=11,73+0,70 D=146,95 R=20,00	WF		O-Ring/Seal 55-50605-000 1 FPM 132,80x5,80 1 EPDM 132,80x5,80 1 FPM 132,50x1,60	51-06072-000 52-06072-000	71-08072-000 72-08072-000
 K=133,85 L=296,50 H+F=11,52+3,50 D=146,95 R=12,00	WF		O-Ring/Seal 55-50616-000 1 FPM 132,80x5,80 1 EPDM 132,80x5,80 1 FPM 132,50x2,40	51-06073-000 52-06073-000	71-08073-000 72-08073-000
 K=133,85 L=296,50 H+F=11,52+3,50 D=147,00 R=12,00	WF		O-Ring/Seal 55-50605-000 1 FPM 132,80x5,80 1 EPDM 132,80x5,80 1 FPM 132,50x1,60	51-06075-000 52-06075-000	71-07149-000 72-07149-000





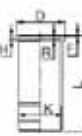
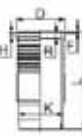
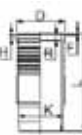
120,650
 TD 100 A / AG / AHC / ARC / HC D 1965 6 Cyl 9600cc 137-191kW (186-260ps)

THD 100 D D 1966 1994 6 Cyl 9600cc 155-177kW (211-241ps)					
THD 101 B D 1975 1982 6 Cyl 9600cc 169-191kW (230-260ps)					
TMD 100 A / D D 1969 6 Cyl 9600cc 143-194kW (195-264ps)					





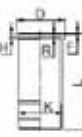
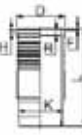
 11-02074-000 CH 109,450 VD1 1,000 VD2 1,300 B- 27,650 BØ 71,000 TL 166,450  52,00x106,00	AP 91-09074-000 1 2,380  CR 2 3,160  CR 3 3,160  CR 4 4,750  CR		-0,50/+0,20	Ø 120,650	31-04074-000
 K=133,85 L=294,00 H+F=11,73+0,75 D=146,95 R=24,50	WF		O-Ring/Seal 55-50605-000 1 FPM 132,80x5,80 1 EPDM 132,80x5,80 1 FPM 132,50x1,60	51-06070-000 52-06070-000	71-07088-000 72-07088-000
 K=133,85 L=294,00 H+F=11,73+0,75 D=146,95 R=20,00	WF		O-Ring/Seal 55-50605-000 1 FPM 132,80x5,80 1 EPDM 132,80x5,80 1 FPM 132,50x1,60	51-06074-000 52-06074-000	71-08074-000 72-08074-000

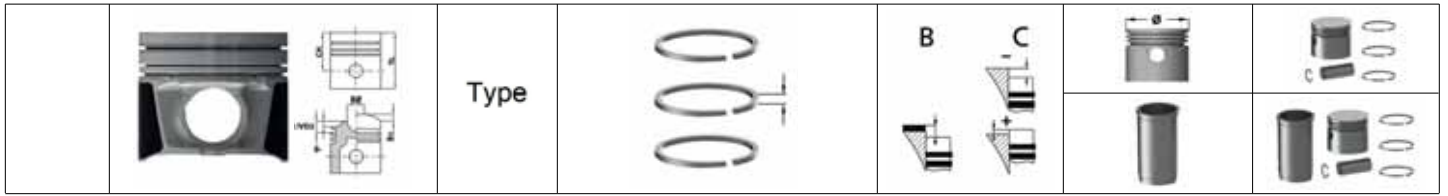


120,650						
TD 100 CHC / F / G / GA / GG	D	1980	6 Cyl	9600cc	151-213kW	(205-290ps)
TD 101 F / FA / FC / FD / G / GA / GE / GG	D	1982	6 Cyl	9600cc	192-222kW	(261-302ps)
TMD 102 A / C	D	1988	2000 6 Cyl	9600cc	104-200kW	(141-272ps)

	11-02075-000 CH 109,400 VD1 1,900 B- 23,150 BØ 76,000 TL 166,400	AP	91-09075-000 1 2,380  CR 2 3,160  CR 3 4,747  CR	+0,15/+0,65	Ø 120,650	31-04075-000
	K=133,85 L=296,50 H+F=11,52+3,50 D=146,95 R=12,00	WF		O-Ring/Seal 55-50616-000 1 FPM 132,80x5,80 1 EPDM 132,80x5,80 1 FPM 132,50x2,40	51-06073-000 52-06073-000	71-07089-000 72-07089-000
	K=133,85 L=296,50 H+F=11,52+3,50 D=147,00 R=12,00	WF		O-Ring/Seal 55-50605-000 1 FPM 132,80x5,80 1 EPDM 132,80x5,80 1 FPM 132,50x1,60	51-06075-000 52-06075-000	71-08075-000 72-08075-000
	K=133,85 L=296,50 H+F=11,52+3,50 D=147,00 R=15,00	WF		O-Ring/Seal 55-50605-000 1 FPM 132,80x5,80 1 EPDM 132,80x5,80 1 FPM 132,50x1,60	51-06085-000 52-06085-000	71-08090-000 72-08090-000

120,650						
THD 102KA / KF / KJ	D	1988	6 Cyl	9600cc	158-210kW	(215-286ps)
THD 102KB Euro1	D	1992	1996 6 Cyl	9600cc	210kW	(286ps)

	11-02078-000 CH 109,400 VD1 1,900 B- 20,400 BØ 76,000 TL 166,400	AP	91-09075-000 1 2,380  CR 2 3,160  CR 3 4,747  CR		Ø 120,650	31-04078-000
	K=133,85 L=296,50 H+F=11,52+3,50 D=146,95 R=12,00	WF		O-Ring/Seal 55-50616-000 1 FPM 132,80x5,80 1 EPDM 132,80x5,80 1 FPM 132,50x2,40	51-06073-000 52-06073-000	71-07083-000 72-07083-000
	K=133,85 L=296,50 H+F=11,52+3,50 D=147,00 R=12,00	WF		O-Ring/Seal 55-50605-000 1 FPM 132,80x5,80 1 EPDM 132,80x5,80 1 FPM 132,50x1,60	51-06075-000 52-06075-000	71-08078-000 72-08078-000



120,650

TD 103 E / EA / ES / ME Euro 1	D	1991	6 Cyl	9600cc	210-235kW	(286-320ps)
TD 103 KAE / KBE / KCE Euro 2	D	1995	6 Cyl	9600cc	186-216kW	(253-294ps)
TD 104 KAE Euro 2	D		6 Cyl	9600cc	190kW	(258ps)
TWD 1030 ME Euro 1	D	1993	6 Cyl	9600cc	235kW	(320ps)

<p>11-02543-000 CH 92,500 VD1 2,000 B- 21,800 BØ 67,500 TL 144,500</p> <p>52,00x98,00</p>	AP	<p>91-09004-000</p> <p>1 3,500 Mo 2 3,160 CR 3 4,747 CrP</p>		Ø 120,650	31-04543-000
<p>K=134,00 L=287,50 H+F=11,52+3,50 D=147,00 R=13,00</p>	WF		<p>O-Ring/Seal 55-50616-000 1 FPM 132,80x5,80 1 EPDM 132,80x5,80 1 FPM 132,50x2,40</p>	<p>51-06063-000 52-06063-000</p>	<p>71-08544-000 72-08544-000</p>

123,010

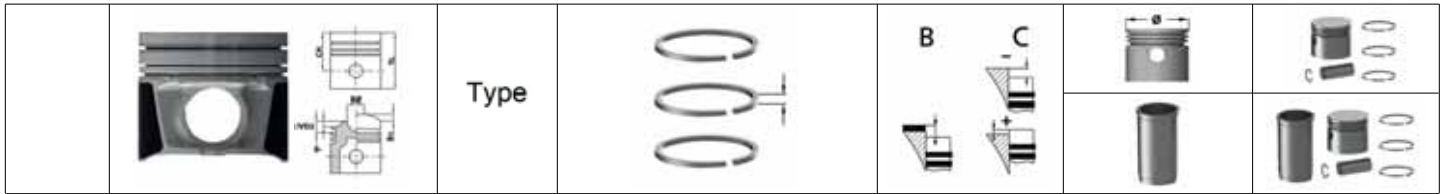
D 11C	D	2010	6 Cyl	10800cc	243-332kW	(330-450ps)
-------	---	------	-------	---------	-----------	-------------

<p>11-02637-000 CH 78,400 VD1 1,000 B- 16,900 BØ 83,600 TL 114,400</p> <p>54,00x73,00</p>	MONOTHERM FRICTION STEEL PISTON	<p>91-09182-000</p> <p>1 3,500 PVD St 2 2,500 NT St 3 3,000 NT St</p>		Ø 123,010	31-04637-000
Renault Truck (RVI) ve Volvo ile Ortak Motor					
<p>K=139,00 L=249,50 H+F=11,20+0,85 D=149,00</p>	WF			<p>51-05228-000</p>	71-07178-000

130,175

TD 123 E / EA / EB / EC / ED / ES Euro1	D	1990	2001	6 Cyl	12000cc	224-301kW	(305-409ps)
---	---	------	------	-------	---------	-----------	-------------

<p>11-02654-000 CH 114,550 VD1 2,800 VD2 2,800 B- 21,040 BØ 79,000 TL 159,550</p> <p>55,00x105,00</p>	CAST IRON PISTON	<p>91-09541-000</p> <p>1 3,500 Mo 2 3,160 CR 3 4,747 CR</p>		Ø 130,175	31-04654-000
<p>K=143,90 L=313,50 H+F=10,53+3,50 D=157,55</p>	WF		<p>O-Ring/Seal 55-50617-000 1 FPM 142,80x5,80 2 EPDM 142,80x5,80 1 FPM 141,00x2,40</p>	<p>51-06080-000 52-06080-000</p>	<p>71-08104-000 72-08104-000</p>



130,180								
TAMD 120		D	1980	1984	6 Cyl	12000cc	kW	(ps)
TAMD 120 AK / B / BCC / C / E		D	1980	1984	6 Cyl	12000cc	227-294kW	(308-400ps)
TD 120 F / FA / FB / FC / FTQ		D	1979	1994	6 Cyl	12000cc	220-265kW	(299-360ps)
TD 120 G		D	1983		6 Cyl	12000cc	225-256kW	(306-348ps)
TD 120 G / GA		D	1980	1986	6 Cyl	12000cc	225-256kW	(306-348ps)
TD 121 F / FD / FE / FF / GG		D	1979	2001	6 Cyl	12000cc	243-283kW	(330-385ps)
TD 121 FH / FK / GD		D	1983	1994	6 Cyl	12000cc	232-280kW	(315-361ps)
TD 121 K		D	1983	1993	6 Cyl	12000cc	288kW	(392ps)
TD 122 GB / KBE		D	1980	1984	6 Cyl	12000cc	227-265kW	(308-360ps)
TJD 121 G		D	1987		6 Cyl	12000cc	243kW	(330ps)
TMD 121 A / C		D	1982	1988	6 Cyl	12000cc	164-283kW	(223-385ps)

<p>11-02042-000 CH 114,200 VD1 2,500 B- 27,900 BØ 79,000 TL 175,200</p> <p>55,00x114,00</p>	AP	<p>91-09077-000</p> <p>1 2,385 Mo 2 3,160 CR 3 4,747 CR</p>		Ø 130,180	31-04042-000
<p>K=143,90 L=313,50 H+F=10,53+3,50 D=157,55</p>	WF-PH		<p>O-Ring/Seal 55-50617-000 1 FPM 142,80x5,80 2 EPDM 142,80x5,80 1 FPM 141,00x2,40</p>	<p>51-06068-000 52-06068-000</p>	<p>71-08010-000 72-08010-000</p>
<p>K=143,90 L=311,00 H+F=13,53+0,80 D=157,60 R=18,00</p>	WF		<p>O-Ring/Seal 55-50606-000 1 FPM 142,80x5,80 1 EPDM 142,80x5,80 1 FPM 145,00x1,50 52-S0606-004</p>	<p>51-06076-000 52-06076-000</p>	<p>71-07167-000 72-07167-000</p>
<p>K=143,90 L=311,00 H+F=10,53+0,80 D=157,60 R=18,00</p>	WF		<p>O-Ring/Seal 55-50607-000 1 FPM 145,00x1,50 2 EPDM 143,00x5,70 1 FPM 143,00x5,70</p>	<p>51-06077-000 52-06077-000</p>	<p>71-07169-000 72-07169-000</p>
<p>K=143,90 L=313,50 H+F=10,53+3,50 D=157,55 R=18,00</p>	WF		<p>O-Ring/Seal 55-50617-000 1 FPM 142,80x5,80 2 EPDM 142,80x5,80 1 FPM 141,00x2,40</p>	<p>51-06078-000 52-06078-000</p>	<p>71-07166-000 72-07166-000</p>










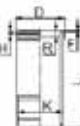

130,180								
TAD 120 BHC	D	1977	1980	6 Cyl	12000cc	225-273kW	(306-371ps)	
TAD 121 CHC	D	1983	1988	6 Cyl	12000cc	238kW	(324ps)	
TAMD 120 A / D	D	1977		6 Cyl	12000cc	227-273kW	(308-371ps)	
TAMD 121 C	D	1983	1986	6 Cyl	12000cc	300kW	(408ps)	
TAMD 121 D	D	1983	1988	6 Cyl	12000cc	217-310kW	(295-420ps)	
TD 120 C / D / E / GG	D	1977		6 Cyl	12000cc	173-273kW	(236-371ps)	
TID 120 FG	D			6 Cyl	12000cc	217-264kW	(295-359ps)	

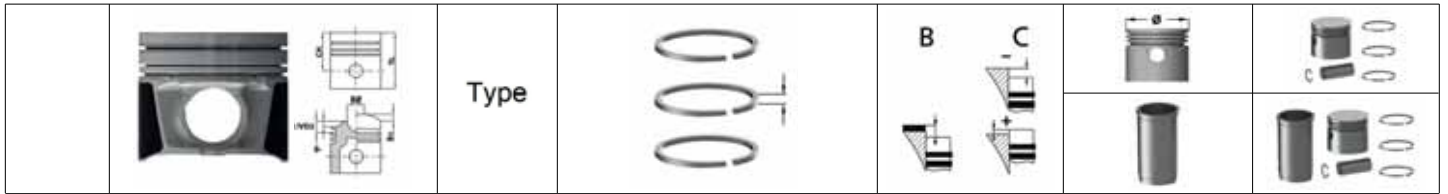
<p>11-02043-000 CH 114,200 VD1 2,500 B- 27,620 BØ 83,000 TL 175,200</p> <p>55,00x114,00</p>	AP	<p>91-09077-000</p> <p>1 2,385 Mo 2 3,160 CR 3 4,747 CR</p> <p>Old version 2076 000</p>			Ø 130,180	31-04043-000
<p>K=143,90 L=313,50 H+F=10,53+3,50 D=157,55</p>	WF-PH			O-Ring/Seal 55-50617-000 1 FPM 142,80x5,80 2 EPDM 142,80x5,80 1 FPM 141,00x2,40	51-06068-000 52-06068-000	71-08011-000 72-08011-000
<p>K=143,90 L=311,00 H+F=13,53+0,80 D=157,60 R=18,00</p>	WF			O-Ring/Seal 55-50606-000 1 FPM 142,80x5,80 1 EPDM 142,80x5,80 1 FPM 145,00x1,50 52-S0606-004	51-06076-000 52-06076-000	71-07163-000 72-07163-000
<p>K=143,90 L=311,00 H+F=10,53+0,80 D=157,60 R=18,00</p>	WF			O-Ring/Seal 55-50607-000 1 FPM 145,00x1,50 2 EPDM 143,00x5,70 1 FPM 143,00x5,70	51-06077-000 52-06077-000	71-07164-000 72-07164-000
<p>K=143,90 L=313,50 H+F=10,53+3,50 D=157,55 R=18,00</p>	WF			O-Ring/Seal 55-50617-000 1 FPM 142,80x5,80 2 EPDM 142,80x5,80 1 FPM 141,00x2,40	51-06078-000 52-06078-000	71-07165-000 72-07165-000










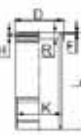

130,180

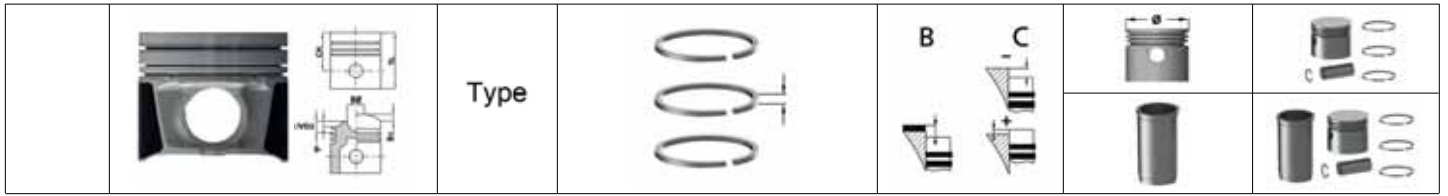
TAD 120 BHC	D	1977	1980	6 Cyl	12000cc	225-273kW	(306-371ps)
TAD 121 CHC	D	1983	1988	6 Cyl	12000cc	238kW	(324ps)
TAMD 120 A / D	D	1977		6 Cyl	12000cc	227-273kW	(308-371ps)
TAMD 121 C	D	1983	1986	6 Cyl	12000cc	300kW	(408ps)
TAMD 121 D	D	1983	1988	6 Cyl	12000cc	217-310kW	(295-420ps)
TD 120 C / D / E / GG	D	1977		6 Cyl	12000cc	173-273kW	(236-371ps)
TID 120 FG	D			6 Cyl	12000cc	217-264kW	(295-359ps)

 11-02076-000 CH 114,200 VD1 2,500 B- 27,620 BØ 83,000 TL 175,200  55,00x114,00	AP	91-09077-000 1 2,385  Mo 2 3,160  CR 3 4,747  CR	-0,05/+0,45	Ø 130,180	31-04076-000
 K=143,90 L=313,50 H+F=10,53+3,50 D=157,55	WF-PH		O-Ring/Seal 55-50617-000 1 FPM 142,80x5,80 2 EPDM 142,80x5,80 1 FPM 141,00x2,40	51-06068-000 52-06068-000	71-08012-000 72-08012-000
 K=143,90 L=311,00 H+F=13,53+0,80 D=157,60 R=18,00	WF		O-Ring/Seal 55-50606-000 1 FPM 142,80x5,80 1 EPDM 142,80x5,80 1 FPM 145,00x1,50 52-S0606-004	51-06076-000 52-06076-000	71-08076-000 72-08076-000
 K=143,90 L=311,00 H+F=10,53+0,80 D=157,60 R=18,00	WF		O-Ring/Seal 55-50607-000 1 FPM 145,00x1,50 2 EPDM 143,00x5,70 1 FPM 143,00x5,70	51-06077-000 52-06077-000	71-07160-000 72-07160-000
 K=143,90 L=313,50 H+F=10,53+3,50 D=157,55 R=18,00	WF		O-Ring/Seal 55-50617-000 1 FPM 142,80x5,80 2 EPDM 142,80x5,80 1 FPM 141,00x2,40	51-06078-000 52-06078-000	71-07168-000 72-07168-000



130,180	
TAMD 120 AK / B / BCC / C / E	D 1980 1984 6 Cyl 12000cc 227-294kW (308-400ps)
TD 120 F / FA / FB / FC / FTQ	D 1979 1994 6 Cyl 12000cc 220-265kW (299-360ps)
TD 120 G	D 1980 1986 6 Cyl 12000cc 225-256kW (306-348ps)
TD 120 G / GA	D 1980 1986 6 Cyl 12000cc 225-256kW (306-348ps)
TD 121 F / FD / FE / FF / GG	D 1979 2001 6 Cyl 12000cc 243-283kW (330-385ps)
TD 121 FH / FK / GD	D 1983 1994 6 Cyl 12000cc 232-280kW (315-361ps)
TD 121 K	D 1983 1993 6 Cyl 12000cc 288kW (392ps)
TD 122 GB / KBE	D 1980 1984 6 Cyl 12000cc 227-265kW (308-360ps)
TJD 121 G	D 1987 6 Cyl 12000cc 243kW (330ps)
TMD 121 A / C	D 1982 1988 6 Cyl 12000cc 164-283kW (223-385ps)

 <p>11-02077-000 CH 114,200 VD1 2,500 B- 27,900 BØ 79,000 TL 175,200</p> <p> 55,00x114,00</p>	AP	<p>91-09077-000</p> <p>1 2,385  Mo 2 3,160  CR 3 4,747  CR</p>		Ø 130,180	31-04077-000
 <p>K=143,90 L=313,50 H+F=10,53+3,50 D=157,55</p>	WF-PH		<p>O-Ring/Seal 55-50617-000 1 FPM 142,80x5,80 2 EPDM 142,80x5,80 1 FPM 141,00x2,40</p>	51-06068-000 52-06068-000	71-08013-000 72-08013-000
 <p>K=143,90 L=311,00 H+F=13,53+0,80 D=157,60 R=18,00</p>	WF		<p>O-Ring/Seal 55-50606-000 1 FPM 142,80x5,80 1 EPDM 142,80x5,80 1 FPM 145,00x1,50 52-S0606-004</p>	51-06076-000 52-06076-000	71-08077-000 72-08077-000
 <p>K=143,90 L=311,00 H+F=10,53+0,80 D=157,60 R=18,00</p>	WF		<p>O-Ring/Seal 55-50607-000 1 FPM 145,00x1,50 2 EPDM 143,00x5,70 1 FPM 143,00x5,70</p>	51-06077-000 52-06077-000	71-07159-000 72-07159-000
 <p>K=143,90 L=313,50 H+F=10,53+3,50 D=157,55 R=18,00</p>	WF		<p>O-Ring/Seal 55-50617-000 1 FPM 142,80x5,80 2 EPDM 142,80x5,80 1 FPM 141,00x2,40</p>	51-06078-000 52-06078-000	71-08089-000 72-08089-000

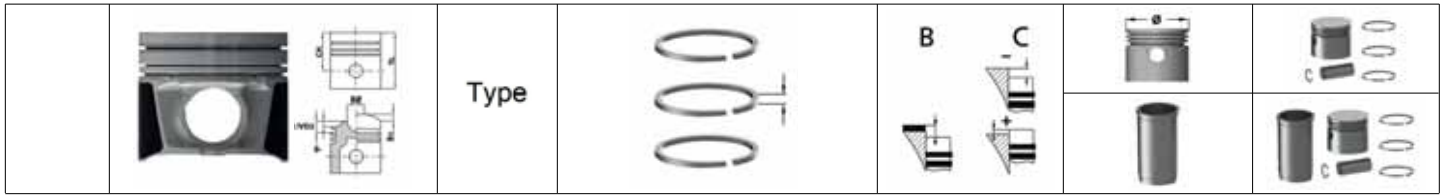


130,180						
TD 122 ED / F / F(USA) / FAQ / FBQ / FCQ / FL / KHD	D	1987	6 Cyl	11977cc	262-396kW	(356-538ps)
TD 122 FH Euro 1	D	1990	6 Cyl	11977cc	262kW	(356ps)
TD 122 KHE	D	1992	2002 6 Cyl	11977cc	209kW	(284ps)

<p>11-02079-000 CH 114,200 VD1 2,600 B- 24,120 BØ 79,000 TL 175,200</p> <p> 55,00x114,00</p>	AP	<p>91-09077-000</p> <p>1 2,385 Mo 2 3,160 CR 3 4,747 CR</p>	0/+0,55	Ø 130,180	31-04079-000
<p>K=143,90 L=313,50 H+F=10,53+3,50 D=157,55</p>	WF-PH		O-Ring/Seal 55-50617-000 1 FPM 142,80x5,80 2 EPDM 142,80x5,80 1 FPM 141,00x2,40	51-06068-000 52-06068-000	71-08014-000 72-08014-000
<p>K=143,90 L=311,00 H+F=10,53+0,80 D=157,60 R=18,00</p>	WF		O-Ring/Seal 55-50607-000 1 FPM 145,00x1,50 2 EPDM 143,00x5,70 1 FPM 143,00x5,70	51-06077-000 52-06077-000	71-07085-000 72-07085-000
<p>K=143,90 L=313,50 H+F=10,53+3,50 D=157,55 R=18,00</p>	WF		O-Ring/Seal 55-50617-000 1 FPM 142,80x5,80 2 EPDM 142,80x5,80 1 FPM 141,00x2,40	51-06078-000 52-06078-000	71-08079-000 72-08079-000

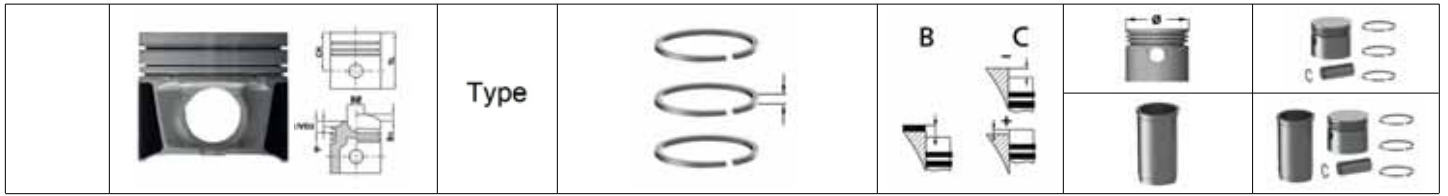
130,180						
TD 120 A	D	1970	1984 6 Cyl	12000cc	215-243kW	(292-330ps)
TMD 120 A	D	1970	1982 6 Cyl	12000cc	169-243kW	(230-330ps)

<p>11-02081-000 CH 114,200 VD1 1,900 VD2 2,100 B- 31,550 BØ 75,000 TL 175,200</p> <p> 55,00x114,00</p>	AP	<p>91-09077-000</p> <p>1 2,385 Mo 2 3,160 CR 3 4,747 CR</p>	+0,05/+0,45	Ø 130,180	31-04081-000
<p>K=143,90 L=311,00 H+F=13,53+0,80 D=157,60 R=18,00</p>	WF		O-Ring/Seal 55-50606-000 1 FPM 142,80x5,80 1 EPDM 142,80x5,80 1 FPM 145,00x1,50 52-S0606-004	51-06076-000 52-06076-000	71-08081-000 72-08081-000
<p>K=143,90 L=311,00 H+F=10,53+0,80 D=157,60 R=18,00</p>	WF		O-Ring/Seal 55-50607-000 1 FPM 145,00x1,50 2 EPDM 143,00x5,70 1 FPM 143,00x5,70	51-06077-000 52-06077-000	71-07062-000 72-07062-000








130,180	
TAMD 122 A / AF	D 1988 2002 6 Cyl 12000cc 135-294kW (183-400ps)
TD 122 FA / FK / FR / FS / GA / GH / KE	D 1987 6 Cyl 11977cc 179-396kW (243-538ps)
TID 121 FG	D 1983 6 Cyl 12000cc 217-305kW (295-415ps)
TMD 122 A	D 1988 2000 6 Cyl 12000cc 221-235kW (300-320ps)

<p>11-02082-000 CH 114,200 VD1 2,600 B- 25,400 BØ 79,000 TL 175,200</p> <p>55,00x114,00</p>	AP	<p>91-09077-000</p> <p>1 2,385 Mo 2 3,160 CR 3 4,747 CR</p>		Ø 130,180	31-04082-000
<p>K=143,90 L=313,50 H+F=10,53+3,50 D=157,55</p>	WF-PH		<p>O-Ring/Seal 55-50617-000 1 FPM 142,80x5,80 2 EPDM 142,80x5,80 1 FPM 141,00x2,40</p>	<p>51-06068-000 52-06068-000</p>	<p>71-08015-000 72-08015-000</p>
<p>K=143,90 L=311,00 H+F=10,53+0,80 D=157,60 R=18,00</p>	WF		<p>O-Ring/Seal 55-50607-000 1 FPM 145,00x1,50 2 EPDM 143,00x5,70 1 FPM 143,00x5,70</p>	<p>51-06077-000 52-06077-000</p>	<p>71-07093-000 72-07093-000</p>
<p>K=143,90 L=313,50 H+F=10,53+3,50 D=157,55 R=18,00</p>	WF		<p>O-Ring/Seal 55-50617-000 1 FPM 142,80x5,80 2 EPDM 142,80x5,80 1 FPM 141,00x2,40</p>	<p>51-06078-000 52-06078-000</p>	<p>71-08082-000 72-08082-000</p>











130,180							
TAD 1230 G / GE / P	D	1993	8 Cyl	12130cc	294-350kW	(400-476ps)	
TAD 1231 GE Euro 1	D	1993	8 Cyl	12130cc	260-304kW	(354-413ps)	
TAD 1232 GE Euro 1	D	1993	8 Cyl	12130cc	300-354kW	(408-481ps)	
TD 121 GP	D	1993	8 Cyl	12000cc	243-283kW	(330-385ps)	
TD 1210 G	D	1991	8 Cyl	12000cc	230kW	(313ps)	
TWD 1211 G	D	1993	8 Cyl	12000cc	260-325kW	(354-442ps)	
TWD 1231 VE	D		8 Cyl	12000cc	310kW	(422ps)	

<p>11-02545-000 CH 114,200 VD1 2,600 B- 26,000 BØ 80,000 TL 172,200</p> <p>55,00x114,00</p>	AP	<p>91-09541-000</p> <p>1 3,500 Mo 2 3,160 CR 3 4,747 CR</p>		Ø 130,180	31-04545-000
<p>K=143,90 L=313,50 H+F=10,53+3,50 D=157,55</p>	WF-PH		<p>O-Ring/Seal</p> <p>55-50617-000</p> <p>1 FPM 142,80x5,80 2 EPDM 142,80x5,80 1 FPM 141,00x2,40</p>	<p>51-06068-000 52-06068-000</p>	<p>71-08017-000 72-08017-000</p>
<p>K=143,90 L=311,00 H+F=10,53+0,80 D=157,60 R=18,00</p>	WF		<p>O-Ring/Seal</p> <p>55-50607-000</p> <p>1 FPM 145,00x1,50 2 EPDM 143,00x5,70 1 FPM 143,00x5,70</p>	<p>51-06077-000 52-06077-000</p>	<p>71-08543-000 72-08543-000</p>
<p>K=143,90 L=313,50 H+F=10,53+3,50 D=157,55 R=18,00</p>	WF		<p>O-Ring/Seal</p> <p>55-50617-000</p> <p>1 FPM 142,80x5,80 2 EPDM 142,80x5,80 1 FPM 141,00x2,40</p>	<p>51-06078-000 52-06078-000</p>	<p>71-08549-000 72-08549-000</p>

	Type				
---	-------------	---	--	---	---






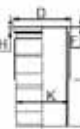
130,180





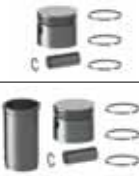
TAD 121 CHC	D	6 Cyl	11975cc	238kW	(324ps)
TAMD 121 C / D	D	6 Cyl	11975cc	217-309kW	(295-420ps)

	11-02915-000 CH 114,200 VD1 2,500 B- 27,640 BØ 83,000 TL 175,200	AP	91-09077-000 1 2,385  Mo 2 3,160  CR 3 4,747  CR		Ø 130,180	31-04915-000
	55,00x114,00					
	K=143,90 L=313,50 H+F=10,53+3,50 D=157,55	WF-PH		O-Ring/Seal 55-50617-000 1 FPM 142,80x5,80 2 EPDM 142,80x5,80 1 FPM 141,00x2,40	51-06068-000 52-06068-000	71-08018-000 72-08018-000
	K=143,90 L=311,00 H+F=10,53+0,80 D=157,60 R=18,00	WF		O-Ring/Seal 55-50607-000 1 FPM 145,00x1,50 2 EPDM 143,00x5,70 1 FPM 143,00x5,70	51-06077-000 52-06077-000	71-08915-000 72-08915-000
	K=143,90 L=313,50 H+F=10,53+3,50 D=157,55 R=18,00	WF		O-Ring/Seal 55-50617-000 1 FPM 142,80x5,80 2 EPDM 142,80x5,80 1 FPM 141,00x2,40	51-06078-000 52-06078-000	71-07061-000 72-07061-000

131,000







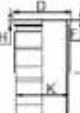
D 13 A 400 Euro 4/5	D	2005	6 Cyl	12800cc	294kW	(400ps)
D 13 A 440 Euro 4/5	D	2005	6 Cyl	12800cc	324kW	(440ps)

	11-02089-000 CH 84,200 B- 18,280 BØ 89,000 TL 130,700	AP YS	91-09089-000 1 3,500  NiPVD St 2 2,500  NT St 3 3,000  NT St	-0,10/+0,10	Ø 131,000	31-04089-000
	58,00x104,00					
	K=144,00 L=262,00 H+F=11,20+0,90 D=159,60	WF		O-Ring/Seal 55-50612-000 1 FPM 142,80x5,80 2 EPDM 142,80x5,80 1 FPM 145,00x2,50	51-06088-000 52-06088-000	71-08548-000 72-08548-000

	Type				
---	------	---	--	---	---

131,000

D 12 C 340 / C 380 / C 420 / D 340 / D 380 / D 420 Euro 3 D 1993 8 Cyl 12130cc 250-309kW (340-420ps)

	11-02546-000 CH 87,250 B- 17,240 BØ 89,000 TL 137,400	AP HA	91-09005-000 1 4,000  Mo 2 3,000  P 3 4,000  CR	+0,15/+0,65	Ø 131,000	31-04546-000
	55,00x107,00					
	K=143,90 L=276,40 H+F=11,20+4,45 D=159,60	WF		O-Ring/Seal 55-50612-000 1 FPM 142,80x5,80 2 EPDM 142,80x5,80 1 FPM 145,00x2,50	51-06082-000 52-06082-000	71-08547-000 72-08547-000
	K=144,00 L=272,80 H+F=11,20+0,90 D=159,60	WF		O-Ring/Seal 55-50612-000 1 FPM 142,80x5,80 2 EPDM 142,80x5,80 1 FPM 145,00x2,50	51-06083-000 52-06083-000	71-08546-000 72-08546-000

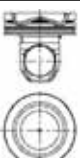




131,010

D 12 B 340 Euro 2 D 1993 2002 6 Cyl 12100cc 250kW (340ps)

D 12 C 340 / 380 / 420 / 460 Euro 3 D 1998 6 Cyl 12100cc 313-368kW (425-500ps)

D 12 D 340 / 380 / 420 / 425 / 460 / 500 Euro 3 D 2001 6 Cyl 12100cc 250-368kW (340-500ps)

DH 12 D 340 / 420 Euro 3 D 2001 6 Cyl 12100cc 250-309kW (340-420ps)

	11-02085-000 CH 87,400 B- 17,140 BØ 89,000 TL 129,400		91-09005-000 1 4,000  Mo 2 3,000  P 3 4,000  CR	+0,15/+0,65	Ø 131,010	31-04085-000
	55,00x107,00	STEEL PISTON				

Renault Trucks (RVI) ve Volvo ile Ortak Motor

	K=144,00 L=272,80 H+F=11,20+0,90 D=159,60	WF		O-Ring/Seal 55-50612-000 1 FPM 142,80x5,80 2 EPDM 142,80x5,80 1 FPM 145,00x2,50	51-06064-000 52-06064-000	71-08552-000 72-08552-000
	K=144,00 L=272,80 H+F=11,20+0,90 D=159,60	WF		O-Ring/Seal 55-50612-000 1 FPM 142,80x5,80 2 EPDM 142,80x5,80 1 FPM 145,00x2,50	51-06083-000 52-06083-000	71-08550-000 72-08550-000

		Type					
--	--	------	--	--	--	--	--

131,010

D12F 390 Euro 4 D 6 Cyl 11967cc 287kW (390ps)

D12F 430 Euro 4 D 6 Cyl 11967cc 316kW (430ps)

	11-02651-000 CH 87,400 B- 18,600 BØ 89,000 TL 129,400 55,00x107,00	STEEL PISTON	91-09005-000 1 4,000 Mo 2 3,000 P 3 4,000 CR		Ø 131,010	31-04651-000
	K=144,00 L=272,80 H+F=11,20+0,90 D=159,60	WF		O-Ring/Seal 55-50612-000 1 FPM 142,80x5,80 2 EPDM 142,80x5,80 1 FPM 145,00x2,50	51-06083-000 52-06083-000	71-07172-000 72-07172-000

131,010

D12C 345 Euro 3 D 6 Cyl 12130cc 254kW (345ps)

D12C 385 Euro 3 D 6 Cyl 12130cc 283kW (385ps)

D12C 425 Euro 3 D 6 Cyl 12130cc 317kW (425ps)

D12C 465 Euro 3 D 6 Cyl 12130cc 338kW (465ps)

	11-02652-000 CH 87,400 B- 18,610 BØ 89,000 TL 129,400 55,00x107,00	STEEL PISTON	91-09005-000 1 4,000 Mo 2 3,000 P 3 4,000 CR		Ø 131,010	31-04652-000
	K=144,00 L=272,80 H+F=11,20+0,90 D=159,60	WF		O-Ring/Seal 55-50612-000 1 FPM 142,80x5,80 2 EPDM 142,80x5,80 1 FPM 145,00x2,50	51-06083-000 52-06083-000	71-08652-000 72-08652-000



131,010							
D12A 340 Euro 2		D	1995	8 Cyl	12130cc	250kW	(340ps)
D12A 370 Euro 2		D	1995	8 Cyl	12130cc	272kW	(370ps)
D12A 380 Euro 2		D	1995	8 Cyl	12130cc	280kW	(380ps)
D12A 415 Euro 2		D	1995	8 Cyl	12130cc	305kW	(415ps)
D12A 420 Euro 2		D	1995	8 Cyl	12130cc	309kW	(420ps)

<p>11-02653-000 CH 87,400 B- 19,720 BØ 86,000 TL 129,400</p> <p>55,00x107,00</p>	<p>91-09005-000 1 4,000 Mo 2 3,000 P 3 4,000 CR</p>	<p>STEEL PISTON</p>	<p>Ø 131,010</p>	<p>31-04653-000</p>







<p>K=143,90 L=276,40 H+F=11,20+4,45 D=159,60</p>	<p>WF</p>	<p>O-Ring/Seal 55-50612-000 1 FPM 142,80x5,80 2 EPDM 142,80x5,80 1 FPM 145,00x2,50</p>	<p>51-06082-000 52-06082-000</p>	<p>71-08105-000 72-08105-000</p>

<p>K=144,00 L=272,80 H+F=11,20+0,90 D=159,60</p>	<p>WF</p>	<p>O-Ring/Seal 55-50612-000 1 FPM 142,80x5,80 2 EPDM 142,80x5,80 1 FPM 145,00x2,50</p>	<p>51-06083-000 52-06083-000</p>	<p>71-08653-000 72-08653-000</p>

131,010							
D13A 400		D	2005	6 Cyl	12800cc	294kW	(400ps)
D13A 480		D	2005	6 Cyl	12800cc	353kW	(480ps)
D13A 520		D	2005	6 Cyl	12800cc	382kW	(520ps)






<p>11-02656-000 CH 75,900 B- 18,100 BØ 89,000 TL 114,900</p> <p>58,00x76,00</p>	<p>91-09089-000 1 3,500 NiPVD St 2 2,500 NT St 3 3,000 NT St</p>	<p>MONOTHERM FRICTION STEEL PISTON</p>	<p>Ø 131,010</p>	<p>31-04656-000</p>

<p>Volvo ve Renault ile Ortak Motor</p>							
<p>K=144,00 L=262,00 H+F=11,20+0,90 D=159,60</p>	<p>WF</p>	<p>O-Ring/Seal 55-50612-000 1 FPM 142,80x5,80 2 EPDM 142,80x5,80 1 FPM 145,00x2,50</p>	<p>51-06088-000 52-06088-000</p>	<p>71-07174-000 72-07174-000</p>			

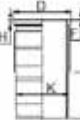
	Type		B C	 	 
---	------	---	--------	--	--

131,010

D 13 C 380 / 420 / 460 / 500 / 540 D 2009 6 Cyl 12780cc 280-397kW (380-540ps)

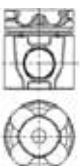




 11-02657-000 CH 75,900 B- 18,000 BØ 90,500 TL 114,900  58,00x76,00	MONOTHERM FRICTION STEEL PISTON	91-09089-000 1 3,500  NtPvD St 2 2,500  NT St 3 3,000  NT St		Ø 131,010	31-04657-000
---	---------------------------------	---	--	-----------	---------------------

Volvo ve Renault ile Ortak Motor

 K=144,00 L=262,00 H+F=11,20+0,90 D=159,60	WF		O-Ring/Seal 55-50612-000 1 FPM 142,80x5,80 2 EPDM 142,80x5,80 1 FPM 145,00x2,50	51-06088-000 52-06088-000	71-07173-000 72-07173-000
--	----	--	--	-------------------------------------	-------------------------------------

144,000






D 16 A 470 Euro 1	D	1993	1999	6 Cyl	16120cc	346kW	(470ps)
D 16 A 520 Euro 1	D	1993	1999	6 Cyl	16120cc	382kW	(520ps)
D 16 B 470 Euro 2	D	1998	2003	6 Cyl	16120cc	346kW	(470ps)
D 16 B 520 Euro 2	D	1998	2003	6 Cyl	16120cc	382kW	(520ps)

 11-01159-000 CH 110,500 VD1 1,650 B- 28,700 BØ 80,000 TL 163,500  60,00x115,00	AP YS HA PDB	91-09054-000 1 4,500  CK 2 3,500  CR 3 5,000  CR	-0,90/-1,50	Ø 144,000	31-03159-000
--	---------------------------	---	-------------	-----------	---------------------

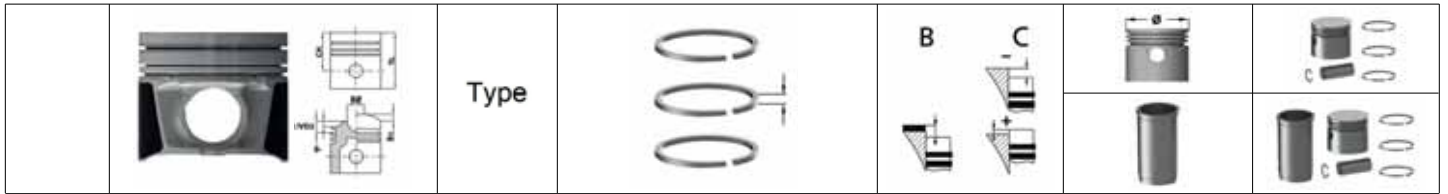
 K=158,90 L=316,00 H+F=13,09+2,00 D=172,00	WF		O-Ring/Seal 55-50604-000 1 FPM 168,00x2,40 1 NBR 154,00x2,40 2 NBR 157,60x5,80 52-S0604-004	51-06086-000 52-06086-000	71-07162-000 72-07162-000
--	----	--	---	-------------------------------------	-------------------------------------

144,000

DC 16 D 2003 6 Cyl 16120cc 404-449kW (549-610ps)

 11-02647-000 CH 90,800 B- 18,500 BØ 98,000 TL 134,700  63,00x119,00	PDB STEEL PISTON	91-09076-000 1 4,500  Mo 2 3,500  NT 3 4,000  NT St		Ø 144,000	31-04647-000
--	-------------------------	--	--	-----------	---------------------

 K=166,00 L=288,35 H+F=13,20+0,65 D=177,00	WF		O-Ring/Seal 55-50615-000 1 EPDM 152,00x164,00x7,00 1 FPM 152,00 x164,00x7,00 1 EPDM 155,00x2,40	51-06033-000 52-06033-000	71-07171-000 72-07171-000
--	----	--	--	-------------------------------------	-------------------------------------



102,000

4901	D	1984	3 Cyl	2696cc	26-33kW	(35-45ps)
5001	D	1978	3 Cyl	2696cc	26-33kW	(35-45ps)
5201	D	1984	3 Cyl	2696cc	33kW	(45ps)
6901	D	1978	4 Cyl	3596cc	42-46kW	(57-62ps)
7001	D	1984	4 Cyl	3596cc	46-48kW	(63-65ps)
7201	D	1984	4 Cyl	3596cc	48kW	(65ps)

<p>11-02091-000 CH 66,500 B- 22,500 BØ 47,500 TL 116,500</p> <p>35,00x86,00</p>		<p>91-09091-000</p> <p>1 3,000 CR</p> <p>2 3,000 P</p> <p>3 3,000 P</p> <p>4 5,000 CR</p>		Ø 102,000	31-04091-000
--	--	--	--	-----------	--------------

<p>K=115,95 L=225,70 H+F=10,05+0,70 D=123,80</p>	WF			51-06091-000	71-08091-000
--	----	--	--	--------------	--------------

110,000

8001	D	1968	4 Cyl	4562cc	55-60kW	(75-82ps)
8002	D		4 Cyl	4562cc	70-75kW	(95-102ps)
8601	D	1968	6 Cyl	6842cc	74-87kW	(100-118ps)
8602	D	1981	4 Cyl	4562cc	110-118kW	(150-160ps)
GM 01	D	1969	3 Cyl	3121cc	38-41kW	(51-56ps)
GZ 01	D	1969	4 Cyl	4562cc	56kW	(76ps)

<p>11-02092-000 CH 76,000 B- 21,800 BØ 55,000 TL 128,000</p> <p>40,00x93,00</p>		<p>91-09092-000</p> <p>1 3,000 CR</p> <p>2 3,000 P</p> <p>3 3,000 P</p> <p>4 6,000 CR</p>		Ø 110,000	31-04092-000
--	--	--	--	-----------	--------------

<p>K=126,95 L=234,50 H+F=10,07+0,70 D=135,27</p>	WF			51-06092-000	71-08092-000
--	----	--	--	--------------	--------------

Product Indexes

Piston+Ring Reference No	Piston Reference No	Ring Reference No	Cylinder Liner Reference No	Kit Reference No	O-Ring Reference No	Main Bearing	Trust Washer	Rod Bushing	Conrod Bearing	Camshaft Bushings
31-03000-000	11-01000-000	91-09409-000								
31-03001-000	11-01001-000	91-09409-000								
31-03002-000	11-01002-000	91-09315-000								
31-03004-000	11-01004-000	91-09575-000								
31-03005-000	11-01005-000	91-09576-000								
31-03006-000	11-01006-000	91-09579-000								
31-03007-000	11-01007-000	91-09580-000								
31-03008-000	11-01008-000	91-09581-000								
31-03009-000	11-01009-000	91-09637-000								
31-03010-000	11-01010-000	91-09766-000								
31-03013-000	11-01013-000	91-09638-000								
31-03014-000	11-01014-000	91-09683-000								
31-03015-000	11-01015-000	91-09684-000								
31-03022-000	11-01022-000									
31-03025-000	11-01025-000									
31-03026-000	11-01026-000									
31-03028-000	11-01028-000	91-09408-000	51-05759-000	71-07342-000						
31-03029-000	11-01029-000	91-09408-000	51-05759-000	71-07343-000						
31-03030-000	11-01030-000	91-09409-000								
31-03031-000	11-01031-000	91-09409-000								
31-03034-000	11-01034-000	91-09378-000	51-35382-000	71-07272-000						
31-03034-000	11-01034-000	91-09378-000	51-65253-000							
31-03090-000	11-01090-000	91-09316-000								
31-03094-000	11-01094-000									
31-03101-000	11-01101-000	91-09123-000								
31-03107-000	11-01107-000	91-09113-000								
31-01115-000	11-01115-000	91-09108-000	51-95174-000	71-08871-000						
31-01115-000	11-01115-000	91-09108-000	52-95174-000	72-08871-000	55-50920-000					
31-01119-000	11-01119-000		51-95179-000	71-08872-000						
31-01119-000	11-01119-000		52-95179-000	72-08872-000	55-50921-000					
31-01146-000	11-01146-000	91-09522-000								
31-03148-000	11-01148-000	91-09528-000								
31-03149-000	11-01149-000	91-09003-000	51-05963-000	71-08516-000						
31-03149-000	11-01149-000	91-09003-000	52-05963-000	72-08516-000	55-50706-000					
31-03149-000	11-01149-000	91-09003-000	52-05963-000	72-08516-000	55-50706-000					
31-03150-000	11-01150-000	91-09003-000	51-05933-000	71-07930-000						
31-03154-000	11-01154-000	91-09058-000	51-06048-000	71-07150-000						
31-03154-000	11-01154-000	91-09058-000	51-06054-000	71-07151-000						
31-03154-000	11-01154-000	91-09058-000	51-06058-000	71-07154-000						
31-03154-000	11-01154-000	91-09058-000	52-06048-000	72-07150-000	55-50610-000					
31-03154-000	11-01154-000	91-09058-000	52-06054-000	72-07151-000	55-50610-000					
31-03154-000	11-01154-000	91-09058-000	52-06058-000	72-07154-000	55-50610-000					
31-03158-000	11-01158-000	91-49057-000	51-06057-000	71-07161-000						
31-03158-000	11-01158-000	91-49057-000	52-06057-000	72-07161-000	55-50618-000				32-R3208-000	
31-03159-000	11-01159-000	91-09054-000	51-06086-000	71-07162-000					32-R3208-000	
31-03159-000	11-01159-000	91-09054-000	52-06086-000	72-07162-000	55-50604-000		33-W6066-000			
31-03161-000	11-01161-000	91-09058-000	51-06036-000	71-07094-000			33-W6066-000			
31-03161-000	11-01161-000	91-09058-000	51-06054-000	71-07103-000		31-M0185-000	33-W6061-000		32-R3203-000	
31-03161-000	11-01161-000	91-09058-000	51-06058-000	71-07102-000		31-M0185-000	33-W6061-000		32-R3203-000	
31-03161-000	11-01161-000	91-09058-000	52-06036-000	72-07094-000	55-50610-000	31-M0185-000	33-W6061-000		32-R3203-000	
31-03161-000	11-01161-000	91-09058-000	52-06054-000	72-07103-000	55-50610-000	31-M0185-000	33-W6061-000		32-R3203-000	
31-03161-000	11-01161-000	91-09058-000	52-06058-000	72-07102-000	55-50610-000	31-M0185-000	33-W6061-000		32-R3203-000	
31-03162-000	11-01162-000	91-09042-000				31-M0185-000	33-W6061-000		32-R3203-000	
31-03162-001	11-01162-001	91-09042-000								
31-03163-000	11-01163-000	91-09086-000	51-06045-000	71-08027-000						
31-03163-000	11-01163-000	91-09086-000	52-06045-000	72-08027-000	55-50611-000					
31-03164-000	11-01164-000	91-09086-000	51-06045-000	71-08028-000						
31-03164-000	11-01164-000	91-09086-000	52-06045-000	72-08028-000	55-50611-000					
31-03165-000	11-01165-000	91-09004-000	51-06073-000	71-08029-000						
31-03165-000	11-01165-000	91-09004-000	52-06073-000	72-08029-000	55-50616-000					
31-03175-000	11-01175-000									
31-03194-000	11-01194-000	91-09198-000	51-65355-000							
31-03204-000	11-01204-000	91-09204-000	51-05258-000	71-07205-000						
31-03204-000	11-01204-000	91-09204-000	51-05331-000	71-07113-000						
31-03204-000	11-01204-000	91-09204-000	52-05331-000	72-07113-000	55-50911-000					

Product Indexes

Piston+Ring Reference No	Piston Reference No	Ring Reference No	Cylinder Liner Reference No	Kit Reference No	O-Ring Reference No	Main Bearing	Trust Washer	Rod Bushing	Conrod Bearing	Camshaft Bushings
31-03204-000	11-01204-000	91-09204-000	51-05352-000	71-07204-000						
31-03204-000	11-01204-000	91-09204-000	52-05352-000	72-07204-000	55-50911-000					
31-03204-000	11-01204-000	91-09204-000	51-05358-000	71-07047-000						
31-03204-000	11-01204-000	91-09204-000	52-05331-000	72-07113-000	55-50911-000					
31-03204-000	11-01204-000	91-09204-000	52-05352-000	72-07204-000	55-50911-000					
31-03209-000	11-01209-000	91-09205-000	51-05258-000	71-07206-000						
31-03209-000	11-01209-000	91-09205-000	51-05331-000	71-07122-000						
31-03209-000	11-01209-000	91-09205-000	52-05331-000	72-07122-000	55-50911-000					
31-03209-000	11-01209-000	91-09205-000	51-05352-000	71-07209-000						
31-03209-000	11-01209-000	91-09205-000	52-05352-000	72-07209-000	55-50911-000					
31-03209-000	11-01209-000	91-09205-000	51-05358-000	71-07005-000						
31-03209-000	11-01209-000	91-09205-000	52-05331-000	72-07122-000	55-50911-000					
31-03209-000	11-01209-000	91-09205-000	52-05352-000	72-07209-000	55-50911-000					
31-03210-000	11-01210-000	91-09210-000	51-05258-000	71-07207-000						
31-03210-000	11-01210-000	91-09210-000	51-05331-000	71-07120-000						
31-03210-000	11-01210-000	91-09210-000	52-05331-000	72-07120-000	55-50911-000					
31-03210-000	11-01210-000	91-09210-000	51-05352-000	71-07210-000						
31-03210-000	11-01210-000	91-09210-000	52-05352-000	72-07210-000	55-50911-000					
31-03210-000	11-01210-000	91-09210-000	51-05358-000	71-07121-000						
31-03210-000	11-01210-000	91-09210-000	52-05331-000	72-07120-000	55-50911-000					
31-03210-000	11-01210-000	91-09210-000	52-05352-000	72-07210-000	55-50911-000					
31-03211-000	11-01211-000	91-09204-000	51-05258-000	71-07208-000						
31-03211-000	11-01211-000	91-09204-000	51-05331-000	71-07115-000						
31-03211-000	11-01211-000	91-09204-000	52-05331-000	72-07115-000	55-50911-000					
31-03211-000	11-01211-000	91-09204-000	51-05352-000	71-07211-000						
31-03211-000	11-01211-000	91-09204-000	52-05352-000	72-07211-000	55-50911-000					
31-03211-000	11-01211-000	91-09204-000	51-05358-000	71-07114-000						
31-03211-000	11-01211-000	91-09204-000	52-05331-000	72-07115-000	55-50911-000					
31-03211-000	11-01211-000	91-09204-000	52-05352-000	72-07211-000	55-50911-000					
31-03213-000	11-01213-000	91-09213-000	51-05482-000	71-07213-000						
31-03213-000	11-01213-000	91-09213-000	51-05484-000	71-07484-000						
31-03213-000	11-01213-000	91-09213-000	52-05484-000	72-07484-000	55-50909-000					
31-03213-000	11-01213-000	91-09213-000	52-05484-000	72-07484-000	55-50909-000					
31-03214-000	11-01214-000	91-09214-000	51-05353-000	71-07214-000						
31-03219-000	11-01219-000	91-09213-000	51-05484-000	71-07219-000						
31-03219-000	11-01219-000	91-09213-000	52-05484-000	72-07219-000	55-50909-000					
31-03219-000	11-01219-000	91-09213-000	52-05484-000	72-07219-000	55-50909-000					
31-03220-000	11-01220-000	91-09211-000								
31-03221-000	11-01221-000	91-09200-000								
31-03224-000	11-01224-000	91-09212-000								
31-03225-000	11-01225-000	91-09212-000	51-06136-000	71-07225-000						
31-03227-000	11-01227-000	91-09213-000	51-05479-000	71-07227-000						
31-03241-000	11-01241-000	91-09241-000								
31-03243-000	11-01243-000	91-09243-000								
31-03252-000	11-01252-000	91-09252-000								
31-03253-000	11-01253-000	91-09253-000	51-95569-000	71-07253-000						
31-03255-000	11-01255-000	91-09253-000	51-95569-000	71-07255-000						
31-03260-000	11-01260-000	91-09260-000	51-05264-000	71-07260-000						
31-03260-000	11-01260-000	91-09260-000	52-05264-000	72-07260-000	55-50906-000					
31-03260-000	11-01260-000	91-09260-000	52-05264-000	72-07260-000	55-50906-000					
31-03263-000	11-01263-000	91-09382-000	51-35382-000	71-07263-000						
31-03263-000	11-01263-000	91-09382-000	51-65253-000							
31-03264-000	11-01264-000	91-09264-000								
31-03267-000	11-01267-000	91-09267-000	51-95291-000	71-07267-000						
31-03268-000	11-01268-000	91-09268-000								
31-03269-000	11-01269-000	91-09269-000								
31-03273-000	11-01273-000	91-09378-000	51-35382-000	71-07273-000						
31-03273-000	11-01273-000	91-09378-000	51-65253-000	71-07274-000					32-R3033-000	
31-03277-000	11-01277-000	91-09378-000	51-35382-000	71-07275-000					32-R3033-000	
31-03277-000	11-01277-000	91-09378-000	51-65253-000							
31-03278-000	11-01278-000	91-09378-000	51-35382-000	71-07276-000						
31-03278-000	11-01278-000	91-09378-000	51-65253-000							
31-03281-000	11-01281-000	91-09373-000								
31-03310-000	11-01310-000	91-09310-000	51-65309-000							

Product Indexes

Piston+Ring Reference No	Piston Reference No	Ring Reference No	Cylinder Liner Reference No	Kit Reference No	O-Ring Reference No	Main Bearing	Trust Washer	Rod Bushing	Conrod Bearing	Camshaft Bushings
31-03310-000	11-01310-000	91-09310-000	51-65310-000							
31-03314-000	11-01314-000	91-09317-000	51-05209-000	71-07313-000						
31-03314-000	11-01314-000	91-09317-000	52-05209-000	72-07313-000	55-50804-000					
31-03314-000	11-01314-000	91-09317-000	52-05209-000	72-07313-000	55-50804-000					
31-03315-000	11-01315-000	91-09321-000	51-05210-000	71-07314-000						
31-03315-000	11-01315-000	91-09321-000	52-05210-000	72-07314-000	55-50806-000					
31-03315-000	11-01315-000	91-09321-000	51-05215-000	71-07315-000						
31-03315-000	11-01315-000	91-09321-000	52-05215-000	72-07315-000	55-50807-000					
31-03315-000	11-01315-000	91-09321-000	52-05210-000	72-07314-000	55-50806-000					
31-03315-000	11-01315-000	91-09321-000	52-05215-000	72-07315-000	55-50807-000					
31-03316-000	11-01316-000	91-09316-000	51-05227-000	71-07316-000						
31-03316-000	11-01316-000	91-09316-000	52-05227-000	72-07316-000	55-50802-000					
31-03316-000	11-01316-000	91-09316-000	52-05227-000	72-07316-000	55-50802-000					
31-03317-000	11-01317-000	91-09317-000	51-05209-000	71-07317-000						
31-03317-000	11-01317-000	91-09317-000	52-05209-000	72-07317-000	55-50804-000					
31-03317-000	11-01317-000	91-09317-000	52-05209-000	72-07317-000	55-50804-000					
31-03319-000	11-01319-000	91-09316-000	51-05227-000	71-07139-000						
31-03319-000	11-01319-000	91-09316-000	52-05227-000	72-07139-000	55-50802-000	31-M0149-000				
31-03319-000	11-01319-000	91-09316-000	52-05227-000	72-07139-000	55-50802-000	31-M0149-000				
31-03320-000	11-01320-000	91-09320-000	51-35320-000	71-07320-000		31-M0149-000				
31-03320-000	11-01320-000	91-09320-000	51-35322-000	71-07106-000						
31-03321-000	11-01321-000	91-09321-000	51-05214-000	71-07318-000						
31-03321-000	11-01321-000	91-09321-000	52-05214-000	72-07318-000	55-50802-000				32-R3160-000	
31-03321-000	11-01321-000	91-09321-000	51-05215-000	71-07321-000					32-R3160-000	
31-03321-000	11-01321-000	91-09321-000	52-05215-000	72-07321-000	55-50807-000				32-R3160-000	
31-03321-000	11-01321-000	91-09321-000	52-05214-000	72-07318-000	55-50802-000				32-R3160-000	
31-03321-000	11-01321-000	91-09321-000	52-05215-000	72-07321-000	55-50807-000				32-R3160-000	
31-03322-000	11-01322-000	91-09322-000	51-35320-000	71-07107-000					32-R3160-000	
31-03322-000	11-01322-000	91-09322-000	51-35322-000	71-07322-000						
31-03323-000	11-01323-000	91-09322-000	51-35320-000	71-07323-000						
31-03323-000	11-01323-000	91-09322-000	51-35322-000	71-07108-000						
31-03324-000	11-01324-000	91-09324-000	51-35320-000	71-07324-000						
31-03324-000	11-01324-000	91-09324-000	51-35322-000	71-07109-000						
31-03329-000	11-01329-000	91-09941-000	51-35320-000	71-07329-000						
31-03329-000	11-01329-000	91-09941-000	51-35322-000	71-07111-000		31-M0147-000			32-R3159-000	
31-03329-000	11-01329-000	91-09941-000	51-35323-000	71-07112-000		31-M0147-000			32-R3159-000	
31-03330-000	11-01330-000	91-09325-000	51-05215-000	71-07331-000		31-M0147-000			32-R3159-000	
31-03330-000	11-01330-000	91-09325-000	52-05215-000	72-07331-000	55-50807-000					
31-03330-000	11-01330-000	91-09325-000	51-05220-000	71-07330-000						
31-03330-000	11-01330-000	91-09325-000	52-05220-000	72-07330-000	55-50801-000					
31-03330-000	11-01330-000	91-09325-000	52-05220-000	72-07330-000	55-50801-000					
31-03338-000	11-01338-000	91-09338-000	51-05338-000	71-07338-000						
31-03338-000	11-01338-000	91-09338-000	51-05340-000	71-07340-000						
31-03339-000	11-01339-000	91-09339-000	51-05339-000	71-07339-000						
31-03339-000	11-01339-000	91-09339-000	51-05345-000	71-07146-000						
31-03339-000	11-01339-000	91-09339-000	51-05346-000	71-07341-000						
31-03340-000	11-01340-000	91-09340-000	51-65408-000							
31-03340-000	11-01340-000	91-09340-000	51-65409-000							
31-03341-000	11-01341-000	91-09409-000	51-65408-000							
31-03341-000	11-01341-000	91-09409-000	51-65409-000							
31-03343-000	11-01343-000	91-09340-000								
31-03345-000	11-01345-000	91-49412-000	51-05411-000	71-07345-000						
31-03346-000	11-01346-000	91-09346-000	51-05415-000	71-07346-000						
31-03350-000	11-01350-000	91-09403-000								
31-03351-000	11-01351-000	91-09406-000								
31-03352-000	11-01352-000	91-09340-000								
31-03353-000	11-01353-000	91-09406-000								
31-03354-000	11-01354-000	91-09403-000								
31-03355-000	11-01355-000	91-09409-000	51-65408-000							
31-03355-000	11-01355-000	91-09409-000	51-65409-000							
31-03362-000	11-01362-000	91-09370-000				31-M0087-000			32-R3078-000	
31-03363-000	11-01363-000	91-09370-000				31-M0087-000			32-R3078-000	
31-03364-000	11-01364-000	91-09371-000				31-M0087-000			32-R3078-000	

Product Indexes

Piston+Ring Reference No	Piston Reference No	Ring Reference No	Cylinder Liner Reference No	Kit Reference No	O-Ring Reference No	Main Bearing	Trust Washer	Rod Bushing	Conrod Bearing	Camshaft Bushings
31-03365-000	11-01365-000	91-09370-000				31-M0087-000			32-R3078-000	
31-03366-000	11-01366-000	91-09366-000	51-05325-000	71-07396-000		31-M0087-000			32-R3078-000	
31-03366-000	11-01366-000	91-09366-000	52-05325-000	72-07396-000	55-50915-000					
31-03367-000	11-01367-000	91-09371-000	51-05195-000	71-07348-000						
31-03367-000	11-01367-000	91-09371-000	52-05195-000	72-07348-000	55-50915-000					
31-03367-000	11-01367-000	91-09371-000	51-05325-000	71-07364-000						
31-03367-000	11-01367-000	91-09371-000	52-05325-000	72-07364-000	55-50915-000					
31-03367-000	11-01367-000	91-09371-000	51-05326-000	71-07363-000						
31-03367-000	11-01367-000	91-09371-000	52-05326-000	72-07363-000	55-50915-000					
31-03367-000	11-01367-000	91-09371-000	51-05371-000	71-07361-000						
31-03367-000	11-01367-000	91-09371-000	52-05371-000	72-07361-000	55-50915-000					
31-03367-000	11-01367-000	91-09371-000	51-05372-000	71-07357-000						
31-03367-000	11-01367-000	91-09371-000	52-05372-000	72-07357-000	55-50915-000					
31-03368-000	11-01368-000	91-09371-000	51-05195-000	71-07393-000						
31-03368-000	11-01368-000	91-09371-000	52-05195-000	72-07393-000	55-50915-000					
31-03368-000	11-01368-000	91-09371-000	51-05325-000	71-07356-000						
31-03368-000	11-01368-000	91-09371-000	52-05325-000	72-07356-000	55-50915-000					
31-03368-000	11-01368-000	91-09371-000	51-05326-000	71-07366-000						
31-03368-000	11-01368-000	91-09371-000	52-05326-000	72-07366-000	55-50915-000					
31-03369-000	11-01369-000	91-09371-000	51-05195-000	71-07349-000						
31-03369-000	11-01369-000	91-09371-000	52-05195-000	72-07349-000	55-50915-000					
31-03369-000	11-01369-000	91-09371-000	51-05325-000	71-07354-000						
31-03369-000	11-01369-000	91-09371-000	52-05325-000	72-07354-000	55-50915-000					
31-03369-000	11-01369-000	91-09371-000	51-05326-000	71-07353-000						
31-03369-000	11-01369-000	91-09371-000	52-05326-000	72-07353-000	55-50915-000					
31-03369-001	11-01369-001	91-09371-000								
31-03369-002	11-01369-002	91-09371-000								
31-03370-000	11-01370-000	91-09370-000	51-05573-000	71-07368-000		31-M0087-000			32-R3078-000	
31-03370-000	11-01370-000	91-09370-000	51-35328-000	71-07369-000		31-M0087-000			32-R3078-000	
31-03370-000	11-01370-000	91-09370-000	51-35333-000	71-07370-000		31-M0087-000			32-R3078-000	
31-03370-000	11-01370-000	91-09370-000	51-65370-000			31-M0087-000			32-R3078-000	
31-03371-000	11-01371-000	91-09371-000	51-05195-000	71-07394-000		31-M0087-000			32-R3078-000	
31-03371-000	11-01371-000	91-09371-000	52-05195-000	72-07394-000	55-50915-000					
31-03371-000	11-01371-000	91-09371-000	51-05325-000	71-07376-000						
31-03371-000	11-01371-000	91-09371-000	52-05325-000	72-07376-000	55-50915-000					
31-03371-000	11-01371-000	91-09371-000	51-05326-000	71-07367-000						
31-03371-000	11-01371-000	91-09371-000	52-05326-000	72-07367-000	55-50915-000					
31-03371-000	11-01371-000	91-09371-000	51-05371-000	71-07371-000						
31-03371-000	11-01371-000	91-09371-000	52-05371-000	72-07371-000	55-50915-000					
31-03371-000	11-01371-000	91-09371-000	51-05372-000	71-07372-000						
31-03371-000	11-01371-000	91-09371-000	52-05372-000	72-07372-000	55-50915-000					
31-03371-001	11-01371-001	91-09371-000								
31-03372-000	11-01372-000	91-09370-000	51-35328-000	71-07377-000		31-M0087-000			32-R3078-000	
31-03372-000	11-01372-000	91-09370-000	51-35333-000	71-07373-000		31-M0087-000			32-R3078-000	
31-03372-000	11-01372-000	91-09370-000	51-65370-000			31-M0087-000			32-R3078-000	
31-03372-000	11-01372-000	91-09370-000	51-65373-000			31-M0087-000			32-R3078-000	
31-03373-000	11-01373-000	91-09371-000	51-05195-000	71-07395-000		31-M0087-000			32-R3078-000	
31-03373-000	11-01373-000	91-09371-000	52-05195-000	72-07395-000	55-50915-000					
31-03373-000	11-01373-000	91-09371-000	51-05325-000	71-07352-000						
31-03373-000	11-01373-000	91-09371-000	52-05325-000	72-07352-000	55-50915-000					
31-03373-000	11-01373-000	91-09371-000	51-05326-000	71-07362-000						
31-03373-000	11-01373-000	91-09371-000	52-05326-000	72-07362-000	55-50915-000					
31-03374-000	11-01374-000	91-09370-000	51-35328-000	71-07387-000		31-M0087-000			32-R3078-000	
31-03374-000	11-01374-000	91-09370-000	51-35333-000	71-07374-000		31-M0087-000			32-R3078-000	
31-03374-000	11-01374-000	91-09370-000	51-65370-000			31-M0087-000			32-R3078-000	
31-03374-000	11-01374-000	91-09370-000	51-65373-000			31-M0087-000			32-R3078-000	
31-03374-001	11-01374-001	91-09370-000				31-M0087-000			32-R3078-000	
31-03377-000	11-01377-000	91-09370-000				31-M0087-000			32-R3078-000	
31-03378-000	11-01378-000	91-09378-000	51-35382-000	71-07378-000		31-M0087-000			32-R3078-000	
31-03378-000	11-01378-000	91-09378-000	51-65253-000							
31-03380-000	11-01380-000	91-09380-000	51-35380-000	71-07380-000						
31-03380-001	11-01380-001	91-09380-000								
31-03381-000	11-01381-000	91-09381-000	51-35381-000	71-07381-000						
31-03381-000	11-01381-000	91-09381-000	51-65250-000							

Product Indexes

Piston+Ring Reference No	Piston Reference No	Ring Reference No	Cylinder Liner Reference No	Kit Reference No	O-Ring Reference No	Main Bearing	Trust Washer	Rod Bushing	Conrod Bearing	Camshaft Bushings
31-03382-000	11-01382-000	91-09382-000	51-35382-000	71-07382-000						
31-03382-000	11-01382-000	91-09382-000	51-65253-000			31-M0041-000	33-W6016-000		32-R3037-000	
31-03383-000	11-01383-000	91-09381-000	51-35381-000	71-07383-000		31-M0041-000	33-W6016-000		32-R3037-000	
31-03383-000	11-01383-000	91-09381-000	51-65250-000							
31-03384-000	11-01384-000	91-09867-000	51-35844-000	71-07384-000						
31-03384-000	11-01384-000	91-09867-000	51-65840-000							
31-03385-000	11-01385-000	91-09385-000	51-35383-000	71-07385-000						
31-03385-000	11-01385-000	91-09385-000	51-65379-000							
31-03387-000	11-01387-000	91-09366-000	51-05195-000	71-07397-000						
31-03387-000	11-01387-000	91-09366-000	52-05195-000	72-07397-000	55-50915-000					
31-03387-000	11-01387-000	91-09366-000	51-05325-000	71-07388-000						
31-03387-000	11-01387-000	91-09366-000	52-05325-000	72-07388-000	55-50915-000					
31-03387-000	11-01387-000	91-09366-000	51-05326-000	71-07379-000						
31-03387-000	11-01387-000	91-09366-000	52-05326-000	72-07379-000	55-50915-000					
31-03400-000	11-01400-000	91-09400-000	51-05257-000	71-07400-000						
31-03401-000	11-01401-000	91-49400-000	51-05257-000	71-07401-000						
31-03402-000	11-01402-000	91-09402-000	51-65402-000			31-M0065-000			32-R3070-000	
31-03402-000	11-01402-000	91-09402-000	51-65454-000			31-M0065-000			32-R3070-000	
31-03402-000	11-01402-000	91-09402-000	51-66020-000			31-M0065-000			32-R3070-000	
31-03403-000	11-01403-000	91-09403-000	51-65403-000			31-M0065-000			32-R3070-000	
31-03403-000	11-01403-000	91-09403-000	51-65404-000							
31-03404-000	11-01404-000	91-09402-000	51-65402-000							
31-03404-000	11-01404-000	91-09402-000	51-65454-000							
31-03404-000	11-01404-000	91-09402-000	51-66020-000							
31-03405-000	11-01405-000	91-09406-000	51-65406-000							
31-03405-000	11-01405-000	91-09406-000	51-65449-000							
31-03406-000	11-01406-000	91-09406-000	51-65403-000							
31-03406-000	11-01406-000	91-09406-000	51-65404-000							
31-03407-000	11-01407-000	91-09407-000	51-65407-000	71-07407-000						
31-03407-000	11-01407-000	91-09407-000	51-65456-000							
31-03408-000	11-01408-000	91-09340-000	51-65408-000			31-M0082-000				
31-03408-000	11-01408-000	91-09340-000	51-65409-000			31-M0082-000				
31-03409-000	11-01409-000	91-09409-000	51-65409-000			31-M0082-000				
31-03409-000	11-01409-000	91-09409-000	51-65758-000			31-M0082-000			32-R3082-000	
31-03410-000	11-01410-000	91-09412-000	51-05411-000	71-07410-000		31-M0082-000			32-R3082-000	
31-03411-000	11-01411-000	91-49412-000	51-05411-000	71-07411-000		31-M0076-000				
31-03412-000	11-01412-000	91-49412-000	51-05411-000	71-07412-000		31-M0076-000				
31-03413-000	11-01413-000	91-09413-000	51-05413-000	71-07413-000		31-M0076-000				
31-03414-000	11-01414-000	91-09412-000	51-05411-000	71-07414-000						
31-03415-000	11-01415-000	91-09415-000	51-95513-000	71-07415-000						
31-03415-000	11-01415-000	91-09415-000	51-96213-000	71-07409-000						
31-03415-000	11-01415-000	91-09415-000	52-96213-000	72-07409-000	55-50919-000					
31-03417-000	11-01417-000	91-09417-000	51-35417-000	71-07417-000						
31-03418-000	11-01418-000	91-09418-000	51-35418-000	71-07418-000						
31-03418-000	11-01418-000	91-09418-000	51-35447-000	71-07419-000						
31-03418-000	11-01418-000	91-09418-000	51-65419-000							
31-03418-000	11-01418-000	91-09418-000								
31-03428-000	11-01428-000	91-09428-000	51-65427-000							
31-03428-000	11-01428-000	91-09428-000	51-65428-000							
31-03429-000	11-01429-000	91-39428-000								
31-03430-000	11-01430-000	91-09428-000	51-65427-000							
31-03430-000	11-01430-000	91-09428-000	51-65428-000							
31-03431-000	11-01431-000	91-09433-000	51-65431-000							
31-03431-000	11-01431-000	91-09433-000	51-65432-000							
31-03433-000	11-01433-000	91-09433-000	51-65431-000							
31-03433-000	11-01433-000	91-09433-000	51-65432-000							
31-03434-000	11-01434-000	91-39435-000	51-65434-000							
31-03435-000	11-01435-000	91-09435-000	51-65434-000							
31-03436-000	11-01436-000	91-09445-000	51-65436-000							
31-03436-000	11-01436-000	91-09445-000	51-65437-000							
31-03438-000	11-01438-000	91-09440-000	51-65436-000							
31-03438-000	11-01438-000	91-09440-000	51-65437-000							
31-03439-000	11-01439-000	91-09440-000	51-65436-000							
31-03439-000	11-01439-000	91-09440-000	51-65437-000							

Product Indexes

Piston+Ring Reference No	Piston Reference No	Ring Reference No	Cylinder Liner Reference No	Kit Reference No	O-Ring Reference No	Main Bearing	Trust Washer	Rod Bushing	Conrod Bearing	Camshaft Bushings
31-03440-000	11-01440-000	91-09440-000	51-65436-000							
31-03440-000	11-01440-000	91-09440-000	51-65437-000							
31-03441-000	11-01441-000	91-09441-000	51-65436-000							
31-03441-000	11-01441-000	91-09441-000	51-65437-000							
31-03442-000	11-01442-000	91-09442-000	51-65436-000							
31-03442-000	11-01442-000	91-09442-000	51-65437-000							
31-03445-000	11-01445-000	91-09445-000	51-65436-000							
31-03445-000	11-01445-000	91-09445-000	51-65437-000							
31-03450-000	11-01450-000	91-39428-000								
31-03454-000	11-01454-000	91-09435-000	51-65434-000							
31-03458-000	11-01458-000	91-39458-000								
31-03472-000	11-01472-000	91-09472-000								
31-03480-000	11-01480-000	91-09480-000	51-05480-000	71-07480-000						
31-03480-000	11-01480-000	91-09480-000	51-05481-000	71-07478-000						
31-03482-000	11-01482-000	91-09482-000	51-05479-000	71-07482-000						
31-03483-000	11-01483-000	91-09483-000	51-05700-000	71-07483-000						
31-03484-000	11-01484-000	91-09484-000	51-05702-000	71-07487-000						
31-03485-000	11-01485-000	91-09485-000	51-05701-000	71-07485-000						
31-03486-000	11-01486-000	91-09486-000	51-05483-000	71-07486-000						
31-03489-000	11-01489-000	91-09492-000	51-05503-000	71-07489-000						
31-03489-000	11-01489-000	91-09492-000	52-05503-000	72-07489-000	55-50903-000					
31-03489-000	11-01489-000	91-09492-000	51-05508-000	71-07488-000						
31-03489-000	11-01489-000	91-09492-000	52-05508-000	72-07488-000	55-50904-000					
31-03489-000	11-01489-000	91-09492-000	52-05503-000	72-07489-000	55-50903-000					
31-03489-000	11-01489-000	91-09492-000	52-05508-000	72-07488-000	55-50904-000					
31-03492-000	11-01492-000	91-09492-000	51-05510-000	71-07492-000						
31-03494-000	11-01494-000	91-09503-000	51-05503-000	71-07494-000						
31-03494-000	11-01494-000	91-09503-000	52-05503-000	72-07494-000	55-50903-000					
31-03494-000	11-01494-000	91-09503-000	51-05508-000	71-07070-000						
31-03494-000	11-01494-000	91-09503-000	52-05508-000	72-07070-000	55-50904-000					
31-03494-000	11-01494-000	91-09503-000	52-05503-000	72-07494-000	55-50903-000					
31-03494-000	11-01494-000	91-09503-000	52-05508-000	72-07070-000	55-50904-000					
31-03495-000	11-01495-000	91-09502-000	51-05501-000	71-07455-000						
31-03495-000	11-01495-000	91-09502-000	51-05502-000							
31-03495-000	11-01495-000	91-09502-000	52-05501-000	71-07455-000	55-50905-000					
31-03496-000	11-01496-000	91-09503-000	51-05503-000	71-07496-000						
31-03496-000	11-01496-000	91-09503-000	52-05503-000	72-07496-000	55-50903-000					
31-03496-000	11-01496-000	91-09503-000	51-05508-000	71-07498-000						
31-03496-000	11-01496-000	91-09503-000	52-05508-000	72-07498-000	55-50904-000					
31-03496-000	11-01496-000	91-09503-000	52-05503-000	72-07496-000	55-50903-000					
31-03496-000	11-01496-000	91-09503-000	52-05508-000	72-07498-000	55-50904-000					
31-03497-000	11-01497-000	91-09503-000	51-05503-000	71-07497-000						
31-03497-000	11-01497-000	91-09503-000	52-05503-000	72-07497-000	55-50903-000					
31-03497-000	11-01497-000	91-09503-000	52-05503-000	72-07497-000	55-50903-000					
31-03500-000	11-01500-000	91-09500-000	51-05500-000	71-07500-000						
31-03500-000	11-01500-000	91-09500-000	51-05504-000	71-07069-000						
31-03501-000	11-01501-000	91-09502-000	51-05501-000	71-07501-000						
31-03501-000	11-01501-000	91-09502-000	52-05501-000	72-07501-000	55-50905-000					
31-03501-000	11-01501-000	91-09502-000	51-05502-000	71-07104-000						
31-03501-000	11-01501-000	91-09502-000	52-05501-000	72-07501-000	55-50905-000					
31-03502-000	11-01502-000	91-09502-000	51-05501-000	71-07080-000						
31-03502-000	11-01502-000	91-09502-000	52-05501-000	72-07080-000	55-50905-000					
31-03502-000	11-01502-000	91-09502-000	51-05502-000	71-07502-000						
31-03502-000	11-01502-000	91-09502-000	52-05501-000	72-07080-000	55-50905-000					
31-03503-000	11-01503-000	91-09503-000	51-05503-000	71-07503-000						
31-03503-000	11-01503-000	91-09503-000	52-05503-000	72-07503-000	55-50903-000					
31-03503-000	11-01503-000	91-09503-000	51-05508-000	71-08503-000						
31-03503-000	11-01503-000	91-09503-000	52-05508-000	72-08503-000	55-50904-000					
31-03503-000	11-01503-000	91-09503-000	52-05503-000	72-07503-000	55-50903-000					
31-03503-000	11-01503-000	91-09503-000	52-05508-000	72-08503-000	55-50904-000					
31-03504-000	11-01504-000	91-09503-000	51-05503-000	71-07504-000						
31-03504-000	11-01504-000	91-09503-000	52-05503-000	72-07504-000	55-50903-000					
31-03504-000	11-01504-000	91-09503-000	51-05508-000	71-07558-000						
31-03504-000	11-01504-000	91-09503-000	52-05508-000	72-07558-000	55-50904-000					

Product Indexes

Piston+Ring Reference No	Piston Reference No	Ring Reference No	Cylinder Liner Reference No	Kit Reference No	O-Ring Reference No	Main Bearing	Trust Washer	Rod Bushing	Conrod Bearing	Camshaft Bushings
31-03504-000	11-01504-000	91-09503-000	52-05503-000	72-07504-000	55-50903-000					
31-03504-000	11-01504-000	91-09503-000	52-05508-000	72-07558-000	55-50904-000					
31-03505-000	11-01505-000	91-09503-000	51-05503-000	71-07505-000						
31-03505-000	11-01505-000	91-09503-000	52-05503-000	72-07505-000	55-50903-000					
31-03505-000	11-01505-000	91-09503-000	51-05508-000	71-07060-000						
31-03505-000	11-01505-000	91-09503-000	52-05508-000	72-07060-000	55-50904-000					
31-03505-000	11-01505-000	91-09503-000	52-05503-000	72-07505-000	55-50903-000					
31-03505-000	11-01505-000	91-09503-000	52-05508-000	72-07060-000	55-50904-000					
31-03507-000	11-01507-000	91-09507-000	51-05505-000	71-07507-000						
31-03508-000	11-01508-000	91-09507-000	51-05505-000	71-07508-000						
31-03509-000	11-01509-000	91-09509-000	51-05505-000	71-07509-000						
31-03510-000	11-01510-000	91-09510-000	51-95512-000	71-07510-000						
31-03510-000	11-01510-000	91-09510-000	51-96212-000	71-07718-000		31-M0110-000	33-W6033-000		32-R3285-000	
31-03511-000	11-01511-000	91-09511-000	51-35511-000	71-07511-000		31-M0110-000	33-W6033-000		32-R3285-000	
31-03512-000	11-01512-000	91-09512-000	51-95512-000	71-07512-000		31-M0110-000	33-W6033-000		32-R3107-000	
31-03512-000	11-01512-000	91-09512-000	51-96212-000	71-07719-000		31-M0110-000	33-W6033-000		32-R3107-000	
31-03513-000	11-01513-000	91-09513-000	51-95513-000	71-07513-000		31-M0110-000	33-W6033-000		32-R3107-000	
31-03513-000	11-01513-000	91-09513-000	51-96212-000	71-07499-000						
31-03513-000	11-01513-000	91-09513-000	52-96212-000	72-07499-000	55-50919-000					
31-03514-000	11-01514-000	91-09512-000	51-95512-000	71-07514-000						
31-03514-000	11-01514-000	91-09512-000	51-96212-000							
31-03516-000	11-01516-000	91-09516-000	51-95513-000	71-07516-000						
31-03516-000	11-01516-000	91-09516-000	51-95517-000	71-07135-000		31-M0111-000	33-W6034-000		32-R5100-000	
31-03516-000	11-01516-000	91-09516-000	51-96213-000	71-07527-000		31-M0111-000	33-W6034-000		32-R5100-000	
31-03516-000	11-01516-000	91-09516-000	52-96213-000	72-07527-000	55-50919-000	31-M0111-000	33-W6034-000		32-R5100-000	
31-03516-000	11-01516-000	91-09516-000	51-96217-000	71-07721-000		31-M0111-000	33-W6034-000		32-R5100-000	
31-03517-000	11-01517-000	91-09517-000	51-95518-000	71-07517-000		31-M0111-000	33-W6034-000		32-R5100-000	
31-03518-000	11-01518-000	91-09518-000	51-95521-000	71-07518-000						
31-03519-000	11-01519-000	91-09519-000	51-95522-000	71-07519-000						
31-03520-000	11-01520-000	91-09520-000	51-95529-000	71-07119-000		31-M0112-000				
31-03520-000	11-01520-000	91-09520-000	51-95556-000	71-07134-000		31-M0112-000				
31-03521-000	11-01521-000	91-09516-000	51-95513-000	71-07521-000		31-M0112-000				
31-03521-000	11-01521-000	91-09516-000	51-96213-000	71-07528-000						
31-03521-000	11-01521-000	91-09516-000	52-96213-000	72-07528-000	55-50919-000					
31-03522-000	11-01522-000	91-09512-000	51-95512-000	71-07522-000						
31-03522-000	11-01522-000	91-09512-000	51-96212-000							
31-03523-000	11-01523-000	91-09523-000	51-95512-000	71-07523-000						
31-03523-000	11-01523-000	91-09523-000	51-96212-000	71-07529-000						
31-03523-000	11-01523-000	91-09523-000	52-96212-000	72-07529-000	55-50919-000					
31-03524-000	11-01524-000	91-09059-000	51-65769-000							
31-03525-000	11-01525-000	91-09512-000	51-95512-000	71-07525-000		31-M0640-000				
31-03525-000	11-01525-000	91-09512-000	51-96212-000	71-07724-000						
31-03560-000	11-01560-000	91-09560-000	51-35560-000	71-07560-000						
31-03560-000	11-01560-000	91-09560-000	51-35562-000	71-07064-000						
31-03560-000	11-01560-000	91-09560-000	51-65561-000							
31-03561-000	11-01561-000	91-09561-000	51-35560-000	71-07561-000						
31-03561-000	11-01561-000	91-09561-000	51-35562-000	71-07006-000						
31-03561-000	11-01561-000	91-09561-000	51-65561-000							
31-03566-000	11-01566-000	91-09573-000	51-05605-000	71-07566-000						
31-03566-000	11-01566-000	91-09573-000	52-05605-000	72-07566-000	55-50505-000					
31-03566-000	11-01566-000	91-09573-000	52-05605-000	72-07566-000	55-50505-000					
31-03567-000	11-01567-000	91-09573-000	51-05605-000	71-07567-000						
31-03567-000	11-01567-000	91-09573-000	52-05605-000	72-07567-000	55-50505-000					
31-03567-000	11-01567-000	91-09573-000	52-05605-000	72-07567-000	55-50505-000					
31-03568-000	11-01568-000	91-09578-000	51-05598-000	71-07568-000						
31-03568-000	11-01568-000	91-09578-000	52-05598-000	72-07568-000	55-50508-000					
31-03568-000	11-01568-000	91-09578-000	51-05738-000	71-07751-000						
31-03568-000	11-01568-000	91-09578-000	52-05598-000	72-07568-000	55-50508-000					
31-03568-000	11-01568-000	91-09578-000	52-05738-000	72-07751-000	55-50508-000					
31-03569-000	11-01569-000	91-09578-000	51-05598-000	71-07562-000						
31-03569-000	11-01569-000	91-09578-000	52-05598-000	72-07562-000	55-50508-000					
31-03569-000	11-01569-000	91-09578-000	51-05738-000	71-07752-000						
31-03569-000	11-01569-000	91-09578-000	52-05598-000	72-07562-000	55-50508-000					
31-03569-000	11-01569-000	91-09578-000	52-05738-000	72-07752-000	55-50508-000					

Product Indexes

Piston+Ring Reference No	Piston Reference No	Ring Reference No	Cylinder Liner Reference No	Kit Reference No	O-Ring Reference No	Main Bearing	Trust Washer	Rod Bushing	Conrod Bearing	Camshaft Bushings
31-03570-000	11-01570-000	91-09578-000	51-05604-000	71-07569-000						
31-03570-000	11-01570-000	91-09578-000	52-05604-000	72-07569-000	55-50506-000					
31-03570-000	11-01570-000	91-09578-000	52-05604-000	72-07569-000	55-50506-000					
31-03572-000	11-01572-000	91-09594-000	51-35594-000	71-07572-000						
31-03573-000	11-01573-000	91-09593-000	51-35587-000	71-07573-000						
31-03573-000	11-01573-000	91-09593-000	51-65593-000							
31-03574-000	11-01574-000	91-09574-000	51-05598-000	71-07574-000						
31-03574-000	11-01574-000	91-09574-000	52-05598-000	72-07574-000	55-50508-000					
31-03574-000	11-01574-000	91-09574-000	51-05738-000	71-07753-000						
31-03574-000	11-01574-000	91-09574-000	52-05598-000	72-07574-000	55-50508-000					
31-03574-000	11-01574-000	91-09574-000	52-05738-000	72-07753-000	55-50508-000					
31-03577-000	11-01577-000	91-09578-000	51-05598-000	71-07577-000						
31-03577-000	11-01577-000	91-09578-000	52-05598-000	72-07577-000	55-50508-000					
31-03577-000	11-01577-000	91-09578-000	51-05608-000	71-07576-000						
31-03577-000	11-01577-000	91-09578-000	52-05608-000	72-07576-000	55-50508-000					
31-03577-000	11-01577-000	91-09578-000	51-05738-000	71-07754-000						
31-03577-000	11-01577-000	91-09578-000	52-05598-000	72-07577-000	55-50508-000					
31-03577-000	11-01577-000	91-09578-000	52-05608-000	72-07576-000	55-50508-000					
31-03577-000	11-01577-000	91-09578-000	52-05738-000	72-07754-000	55-50508-000					
31-03578-000	11-01578-000	91-09578-000	51-05598-000	71-07578-000						
31-03578-000	11-01578-000	91-09578-000	52-05598-000	72-07578-000	55-50508-000					
31-03578-000	11-01578-000	91-09578-000	51-05608-000	71-07575-000						
31-03578-000	11-01578-000	91-09578-000	52-05608-000	72-07575-000	55-50508-000					
31-03578-000	11-01578-000	91-09578-000	51-05738-000	71-07755-000						
31-03578-000	11-01578-000	91-09578-000	51-05740-000							
31-03578-000	11-01578-000	91-09578-000	52-05598-000	72-07578-000	55-50508-000					
31-03578-000	11-01578-000	91-09578-000	52-05608-000	72-07575-000	55-50508-000					
31-03578-000	11-01578-000	91-09578-000	52-05738-000	72-07755-000	55-50508-000					
31-03578-000	11-01578-000	91-09578-000								
31-03579-000	11-01579-000	91-09578-000	51-05598-000	71-07579-000						
31-03579-000	11-01579-000	91-09578-000	52-05598-000	72-07579-000	55-50508-000					
31-03579-000	11-01579-000	91-09578-000	51-05608-000	71-07570-000						
31-03579-000	11-01579-000	91-09578-000	52-05608-000	72-07570-000	55-50508-000					
31-03579-000	11-01579-000	91-09578-000	51-05738-000	71-07756-000						
31-03579-000	11-01579-000	91-09578-000	52-05598-000	72-07579-000	55-50508-000					
31-03579-000	11-01579-000	91-09578-000	52-05608-000	72-07570-000	55-50508-000					
31-03579-000	11-01579-000	91-09578-000	52-05738-000	72-07756-000	55-50508-000					
31-03580-000	11-01580-000	91-09583-000	51-35588-000	71-07580-000						
31-03582-000	11-01582-000	91-09582-000	51-95567-000	71-07582-000						
31-03583-000	11-01583-000	91-09583-000	51-35587-000	71-07063-000						
31-03583-000	11-01583-000	91-09583-000	51-35588-000	71-07583-000						
31-03585-000	11-01585-000	91-09585-000	51-95568-000	71-07585-000						
31-03587-000	11-01587-000	91-09587-000								
31-03589-000	11-01589-000	91-09587-000								
31-03591-000	11-01591-000	91-09591-000	51-35591-000	71-07591-000						
31-03591-000	11-01591-000	91-09591-000	51-65580-000							
31-03592-000	11-01592-000	91-09592-000	51-35592-000	71-07592-000						
31-03592-000	11-01592-000	91-09592-000	51-65596-000							
31-03593-000	11-01593-000	91-09593-000	51-35587-000	71-07593-000						
31-03593-000	11-01593-000	91-09593-000	51-65593-000							
31-03595-000	11-01595-000	91-09595-000	51-05595-000	71-07595-000						
31-03595-000	11-01595-000	91-09595-000	52-05595-000	72-07595-000	#N/A					
31-03595-000	11-01595-000	91-09595-000	51-05603-000	71-07603-000						
31-03595-000	11-01595-000	91-09595-000	52-05603-000	72-07603-000	55-50502-000					
31-03595-000	11-01595-000	91-09595-000	52-05595-000	72-07595-000	#N/A					
31-03595-000	11-01595-000	91-09595-000	52-05603-000	72-07603-000	55-50502-000					
31-03596-000	11-01596-000	91-09596-000	51-05595-000	71-07596-000						
31-03596-000	11-01596-000	91-09596-000	52-05595-000	72-07596-000	#N/A					
31-03596-000	11-01596-000	91-09596-000	52-05595-000	72-07596-000	#N/A					
31-03597-000	11-01597-000	91-09598-000	51-05598-000	71-07597-000						
31-03597-000	11-01597-000	91-09598-000	52-05598-000	72-07597-000	55-50508-000					
31-03597-000	11-01597-000	91-09598-000	51-05608-000	71-07604-000						
31-03597-000	11-01597-000	91-09598-000	52-05608-000	72-07604-000	55-50508-000					
31-03597-000	11-01597-000	91-09598-000	51-05738-000	71-07757-000						

Product Indexes

Piston+Ring Reference No	Piston Reference No	Ring Reference No	Cylinder Liner Reference No	Kit Reference No	O-Ring Reference No	Main Bearing	Trust Washer	Rod Bushing	Conrod Bearing	Camshaft Bushings
31-03597-000	11-01597-000	91-09598-000	52-05598-000	72-07597-000	55-50508-000					
31-03597-000	11-01597-000	91-09598-000	52-05608-000	72-07604-000	55-50508-000					
31-03597-000	11-01597-000	91-09598-000	52-05738-000	72-07757-000	55-50508-000					
31-03597-002	11-01597-002	91-09598-000								
31-03598-000	11-01598-000	91-09598-000	51-05598-000	71-07598-000						
31-03598-000	11-01598-000	91-09598-000	52-05598-000	72-07598-000	55-50508-000					
31-03598-000	11-01598-000	91-09598-000	51-05608-000	71-07599-000						
31-03598-000	11-01598-000	91-09598-000	52-05608-000	72-07599-000	55-50508-000					
31-03598-000	11-01598-000	91-09598-000	51-05738-000	71-07758-000						
31-03598-000	11-01598-000	91-09598-000	52-05598-000	72-07598-000	55-50508-000					
31-03598-000	11-01598-000	91-09598-000	52-05608-000	72-07599-000	55-50508-000					
31-03598-000	11-01598-000	91-09598-000	52-05738-000	72-07758-000	55-50508-000					
31-03600-000	11-01600-000	91-09593-000	51-35587-000	71-07593-000						
31-03600-000	11-01600-000	91-09593-000	51-65593-000							
31-03600-001	11-01600-001	91-09593-000								
31-03601-000	11-01601-000	91-09595-000	51-05595-000	71-07601-000						
31-03601-000	11-01601-000	91-09595-000	52-05595-000	72-07601-000	#N/A					
31-03601-000	11-01601-000	91-09595-000	52-05595-000	72-07601-000	#N/A					
31-03602-000	11-01602-000	91-09596-000	51-05595-000	71-07605-000						
31-03602-000	11-01602-000	91-09596-000	52-05595-000	72-07605-000	#N/A					
31-03602-000	11-01602-000	91-09596-000	52-05595-000	72-07605-000	#N/A					
31-03607-000	11-01607-000	91-09607-000								
31-03618-000	11-01618-000	91-09618-000	51-95626-000	71-07618-000						
31-03618-000	11-01618-000	91-09618-000	51-95627-000	71-07617-000						
31-03619-000	11-01619-000	91-09618-000	51-95626-000	71-07619-000						
31-03619-000	11-01619-000	91-09618-000	51-95627-000	71-07010-000						
31-03621-000	11-01621-000	91-09622-000	51-65635-000							
31-03621-000	11-01621-000	91-09622-000	51-65735-000			31-M0061-000			32-R3051-000	
31-03622-000	11-01622-000	91-09622-000	51-65635-000			31-M0061-000			32-R3051-000	
31-03622-000	11-01622-000	91-09622-000	51-65735-000			31-M0058-000			32-R3051-000	
31-03628-000	11-01628-000	91-09643-000	51-05616-000	71-07039-000		31-M0058-000			32-R3051-000	
31-03628-000	11-01628-000	91-09643-000	52-05616-000	72-07039-000	55-50509-000					
31-03628-000	11-01628-000	91-09643-000	51-05617-000	71-07037-000						
31-03628-000	11-01628-000	91-09643-000	51-05643-000	71-07628-000						
31-03628-000	11-01628-000	91-09643-000	52-05643-000	72-07628-000	55-50501-000					
31-03628-000	11-01628-000	91-09643-000	51-05644-000	71-07038-000						
31-03628-000	11-01628-000	91-09643-000	52-05644-000	72-07038-000	55-50507-000					
31-03628-000	11-01628-000	91-09643-000	51-05680-000	71-07125-000						
31-03628-000	11-01628-000	91-09643-000	51-05734-000	71-07633-000						
31-03628-000	11-01628-000	91-09643-000	52-05616-000	72-07039-000	55-50509-000					
31-03628-000	11-01628-000	91-09643-000	52-05643-000	72-07628-000	55-50501-000					
31-03628-000	11-01628-000	91-09643-000	52-05644-000	72-07038-000	55-50507-000					
31-03628-000	11-01628-000	91-09643-000	52-05734-000	71-07633-000	55-50501-000					
31-03629-000	11-01629-000	91-09643-000	51-05643-000	71-07630-000						
31-03629-000	11-01629-000	91-09643-000	52-05643-000	72-07630-000	55-50501-000					
31-03629-000	11-01629-000	91-09643-000	51-05646-000	71-07629-000						
31-03629-000	11-01629-000	91-09643-000	52-05646-000	72-07629-000	55-50501-000					
31-03629-000	11-01629-000	91-09643-000	51-05734-000	71-07634-000						
31-03629-000	11-01629-000	91-09643-000	52-05643-000	72-07630-000	55-50501-000					
31-03629-000	11-01629-000	91-09643-000	52-05646-000	72-07629-000	55-50501-000					
31-03629-000	11-01629-000	91-09643-000	52-05734-000	71-07634-000	55-50501-000					
31-03631-000	11-01631-000	91-09640-000	51-65140-000			31-M0058-000			32-R3051-000	
31-03632-000	11-01632-000	91-09719-000	51-05615-000	71-08767-000		31-M0058-000			32-R3051-000	
31-03632-000	11-01632-000	91-09719-000	52-05615-000	72-08767-000	55-50503-000					
31-03632-000	11-01632-000	91-09719-000	51-05628-000	71-07652-000						
31-03632-000	11-01632-000	91-09719-000	52-05628-000	72-07652-000	55-50503-000					
31-03632-000	11-01632-000	91-09719-000	52-05615-000	72-08767-000	55-50503-000					
31-03632-000	11-01632-000	91-09719-000	52-05628-000	72-07652-000	55-50503-000					
31-03638-000	11-01638-000	91-09912-000	51-65635-000							
31-03638-000	11-01638-000	91-09912-000	51-65735-000			31-M0061-000			32-R3057-000	
31-03640-000	11-01640-000	91-09640-000	51-65638-000			31-M0061-000			32-R3057-000	
31-03640-000	11-01640-000	91-09640-000	51-65639-000			31-M0058-000			32-R3051-000	
31-03640-000	11-01640-000	91-09640-000	51-65640-000			31-M0058-000			32-R3051-000	
31-03641-000	11-01641-000	91-09641-000	51-65641-000			31-M0058-000			32-R3051-000	

Product Indexes

Piston+Ring Reference No	Piston Reference No	Ring Reference No	Cylinder Liner Reference No	Kit Reference No	O-Ring Reference No	Main Bearing	Trust Washer	Rod Bushing	Conrod Bearing	Camshaft Bushings
31-03641-000	11-01641-000	91-09641-000	51-65642-000							
31-03641-000	11-01641-000	91-09641-000	51-65742-000							
31-03642-000	11-01642-000	91-09640-000	51-65638-000							
31-03642-000	11-01642-000	91-09640-000	51-65639-000			31-M0058-000				
31-03642-000	11-01642-000	91-09640-000	51-65640-000			31-M0058-000				
31-03643-000	11-01643-000	91-09643-000	51-05616-000	71-07002-000		31-M0058-000				
31-03643-000	11-01643-000	91-09643-000	52-05616-000	72-07002-000	55-50509-000	31-M0050-000			32-R3050-000	
31-03643-000	11-01643-000	91-09643-000	51-05617-000	71-07040-000		31-M0050-000			32-R3050-000	
31-03643-000	11-01643-000	91-09643-000	51-05643-000	71-07643-000		31-M0050-000			32-R3050-000	
31-03643-000	11-01643-000	91-09643-000	52-05643-000	72-07643-000	55-50501-000	31-M0050-000			32-R3050-000	
31-03643-000	11-01643-000	91-09643-000	51-05644-000	71-07041-000		31-M0050-000			32-R3050-000	
31-03643-000	11-01643-000	91-09643-000	52-05644-000	72-07041-000	55-50507-000	31-M0050-000			32-R3050-000	
31-03643-000	11-01643-000	91-09643-000	51-05680-000	71-07100-000		31-M0050-000			32-R3050-000	
31-03643-000	11-01643-000	91-09643-000	51-05734-000	71-07635-000		31-M0050-000			32-R3050-000	
31-03643-000	11-01643-000	91-09643-000	52-05616-000	72-07002-000	55-50509-000	31-M0050-000			32-R3050-000	
31-03643-000	11-01643-000	91-09643-000	52-05643-000	72-07643-000	55-50501-000	31-M0050-000			32-R3050-000	
31-03643-000	11-01643-000	91-09643-000	52-05644-000	72-07041-000	55-50507-000	31-M0050-000			32-R3050-000	
31-03643-000	11-01643-000	91-09643-000	52-05734-000	71-07635-000	55-50501-000	31-M0050-000			32-R3050-000	
31-03644-000	11-01644-000	91-09643-000	51-05646-000	71-07644-000		31-M0050-000			32-R3050-000	
31-03644-000	11-01644-000	91-09643-000	52-05646-000	72-07644-000	55-50501-000					
31-03644-000	11-01644-000	91-09643-000	52-05646-000	72-07644-000	55-50501-000					
31-03645-000	11-01645-000	91-09645-000	51-05616-000	71-07645-000						
31-03645-000	11-01645-000	91-09645-000	52-05616-000	72-07645-000	55-50509-000				32-R3053-000	
31-03645-000	11-01645-000	91-09645-000	51-05643-000	71-07130-000					32-R3053-000	
31-03645-000	11-01645-000	91-09645-000	52-05643-000	72-07130-000	55-50501-000				32-R3053-000	
31-03645-000	11-01645-000	91-09645-000	51-05734-000	71-07636-000					32-R3053-000	
31-03645-000	11-01645-000	91-09645-000	52-05616-000	72-07645-000	55-50509-000				32-R3053-000	
31-03645-000	11-01645-000	91-09645-000	52-05643-000	72-07130-000	55-50501-000				32-R3053-000	
31-03645-000	11-01645-000	91-09645-000	52-05734-000	71-07636-000	55-50501-000				32-R3053-000	
31-03650-000	11-01650-000	91-09704-000	51-05618-000	71-07031-000					32-R3053-000	
31-03650-000	11-01650-000	91-09704-000	52-05618-000	72-07031-000	55-50509-000	31-M0420-000			32-R3265-000	
31-03650-000	11-01650-000	91-09704-000	51-05619-000	71-07042-000		31-M0420-000			32-R3265-000	
31-03650-000	11-01650-000	91-09704-000	52-05619-000	72-07042-000	55-50509-000	31-M0420-000			32-R3265-000	
31-03650-000	11-01650-000	91-09704-000	51-05650-000	71-07650-000		31-M0420-000			32-R3265-000	
31-03650-000	11-01650-000	91-09704-000	52-05650-000	72-07650-000	55-50507-000	31-M0420-000			32-R3265-000	
31-03650-000	11-01650-000	91-09704-000	51-05652-000	71-07032-000		31-M0420-000			32-R3265-000	
31-03650-000	11-01650-000	91-09704-000	52-05652-000	72-07032-000	55-50507-000	31-M0420-000			32-R3265-000	
31-03650-000	11-01650-000	91-09704-000	51-05733-000	71-08771-000		31-M0420-000			32-R3265-000	
31-03650-000	11-01650-000	91-09704-000	52-05618-000	72-07031-000	55-50509-000	31-M0420-000			32-R3265-000	
31-03650-000	11-01650-000	91-09704-000	52-05619-000	72-07042-000	55-50509-000	31-M0420-000			32-R3265-000	
31-03650-000	11-01650-000	91-09704-000	52-05650-000	72-07650-000	55-50507-000	31-M0420-000			32-R3265-000	
31-03650-000	11-01650-000	91-09704-000	52-05652-000	72-07032-000	55-50507-000	31-M0420-000			32-R3265-000	
31-03650-000	11-01650-000	91-09704-000				31-M0420-000			32-R3265-000	
31-03670-000	11-01670-000	91-09670-000	51-05670-000	71-07670-000		31-M0420-000			32-R3265-000	
31-03670-000	11-01670-000	91-09670-000	52-05670-000	72-07670-000	55-50901-000					
31-03670-000	11-01670-000	91-09670-000	52-05670-000	72-07670-000	55-50901-000					
31-03671-000	11-01671-000	91-09671-000								
31-03672-000	11-01672-000	91-09672-000								
31-03674-000	11-01674-000	91-09673-000	51-05673-000	71-07674-000						
31-03674-000	11-01674-000	91-09673-000	52-05673-000	72-07674-000	55-50902-000					
31-03674-000	11-01674-000	91-09673-000	52-05673-000	72-07674-000	55-50902-000					
31-03675-000	11-01675-000	91-09673-000	51-05673-000	71-08803-000						
31-03675-000	11-01675-000	91-09673-000	52-05673-000	72-08803-000	55-50902-000					
31-03675-000	11-01675-000	91-09673-000	52-05673-000	72-08803-000	55-50902-000					
31-03676-000	11-01676-000	91-09676-000	51-05678-000	71-07676-000						
31-03676-000	11-01676-000	91-09676-000	52-05678-000	72-07676-000	55-50917-000					
31-03676-000	11-01676-000	91-09676-000	51-35676-000	71-07677-000						
31-03676-000	11-01676-000	91-09676-000	51-65677-000							
31-03678-000	11-01678-000	91-09676-000	51-05678-000	71-07678-000						
31-03678-000	11-01678-000	91-09676-000	52-05678-000	72-07678-000	55-50917-000					
31-03681-000	11-01681-000	91-09670-000								
31-03694-000	11-01694-000	91-09046-000	51-35511-000	71-07515-000						
31-03695-000	11-01695-000	91-09043-000	51-35527-000	71-07524-000						
31-03696-000	11-01696-000	91-09043-000	51-65772-000						32-R5000-000	

Product Indexes

Piston+Ring Reference No	Piston Reference No	Ring Reference No	Cylinder Liner Reference No	Kit Reference No	O-Ring Reference No	Main Bearing	Trust Washer	Rod Bushing	Conrod Bearing	Camshaft Bushings
31-03697-000	11-01697-000	91-09044-000	51-65772-000							
31-03698-000	11-01698-000	91-09045-000	51-05387-000	71-08067-000						
31-03698-000	11-01698-000	91-09045-000	52-05387-000	72-08067-000	55-50613-000					
31-03698-000	11-01698-000	91-09045-000	52-05387-000	72-08067-000	55-50613-000					
31-03705-000	11-01705-000	91-39516-000	51-95513-000	71-07705-000						
31-03705-000	11-01705-000	91-39516-000	51-96213-000	71-07706-000					32-R3285-000	
31-03705-000	11-01705-000	91-39516-000	52-96213-000	72-07706-000	55-50919-000				32-R3285-000	
31-03707-000	11-01707-000	91-09521-000	51-95513-000	71-07707-000					32-R3285-000	
31-03707-000	11-01707-000	91-09521-000	51-96213-000	71-07710-000						
31-03707-000	11-01707-000	91-09521-000	52-96213-000	72-07710-000	55-50919-000					
31-03708-000	11-01708-000	91-09709-000	51-95513-000	71-07708-000						
31-03708-000	11-01708-000	91-09709-000	51-95517-000	71-07709-000		31-M0111-000	33-W6034-000		32-R5100-000	
31-03708-000	11-01708-000	91-09709-000	51-96213-000	71-07711-000		31-M0111-000	33-W6034-000		32-R5100-000	
31-03708-000	11-01708-000	91-09709-000	52-96213-000	72-07711-000	55-50919-000	31-M0111-000	33-W6034-000		32-R5100-000	
31-03708-000	11-01708-000	91-09709-000	51-96217-000	71-07704-000		31-M0111-000	33-W6034-000		32-R5100-000	
31-03715-000	11-01715-000	91-09506-000	51-95512-000	71-07715-000		31-M0111-000	33-W6034-000		32-R5100-000	
31-03715-000	11-01715-000	91-09506-000	51-96212-000	71-07717-000		31-M0110-000	33-W6033-000		32-R3285-000	
31-03715-000	11-01715-000	91-09506-000	52-96212-000	72-07717-000	55-50919-000	31-M0110-000	33-W6033-000		32-R3285-000	
31-03716-000	11-01716-000	91-09505-000	51-95559-000	71-07716-000		31-M0110-000	33-W6033-000		32-R3285-000	
31-03717-000	11-01717-000	91-09717-000	51-36038-000	71-07117-000						
31-03717-000	11-01717-000	91-09717-000	51-36039-000	71-07137-000						
31-03718-000	11-01718-000	91-09717-000	51-36038-000	71-07138-000						
31-03732-000	11-01732-000	91-09595-000	51-05601-000	71-07732-000						
31-03732-000	11-01732-000	91-09595-000	52-05601-000	72-07732-000	55-50502-000	31-M0050-000				
31-03732-000	11-01732-000	91-09595-000	51-05602-000	71-07007-000		31-M0050-000				
31-03732-000	11-01732-000	91-09595-000	52-05602-000	72-07007-000	55-50508-000	31-M0050-000				
31-03732-000	11-01732-000	91-09595-000	52-05601-000	72-07732-000	55-50502-000	31-M0050-000				
31-03732-000	11-01732-000	91-09595-000	52-05602-000	72-07007-000	55-50508-000	31-M0050-000				
31-03746-000	11-01746-000	91-09598-000	51-05598-000	71-07746-000		31-M0050-000				
31-03746-000	11-01746-000	91-09598-000	52-05598-000	72-07746-000	55-50508-000					
31-03746-000	11-01746-000	91-09598-000	51-05608-000	71-07749-000						
31-03746-000	11-01746-000	91-09598-000	52-05608-000	72-07749-000	55-50508-000					
31-03746-000	11-01746-000	91-09598-000	51-05738-000	71-07759-000						
31-03746-000	11-01746-000	91-09598-000	52-05598-000	72-07746-000	55-50508-000					
31-03746-000	11-01746-000	91-09598-000	52-05608-000	72-07749-000	55-50508-000					
31-03746-000	11-01746-000	91-09598-000	52-05738-000	72-07759-000	55-50508-000					
31-03748-000	11-01748-000	91-09598-000	51-05598-000	71-07748-000						
31-03748-000	11-01748-000	91-09598-000	52-05598-000	72-07748-000	55-50508-000					
31-03748-000	11-01748-000	91-09598-000	51-05608-000	71-07750-000						
31-03748-000	11-01748-000	91-09598-000	52-05608-000	72-07750-000	55-50508-000					
31-03748-000	11-01748-000	91-09598-000	51-05738-000	71-07760-000						
31-03748-000	11-01748-000	91-09598-000	52-05598-000	72-07748-000	55-50508-000					
31-03748-000	11-01748-000	91-09598-000	52-05608-000	72-07750-000	55-50508-000					
31-03748-000	11-01748-000	91-09598-000	52-05738-000	72-07760-000	55-50508-000					
31-03830-000	11-01830-000	91-09830-000	51-35829-000	71-07830-000						
31-03830-000	11-01830-000	91-09830-000	51-65830-000							
31-03831-000	11-01831-000	91-09832-000	51-35835-000	71-07831-000						
31-03831-000	11-01831-000	91-09832-000	51-65834-000							
31-03832-000	11-01832-000	91-09832-000	51-35835-000	71-07832-000						
31-03832-000	11-01832-000	91-09832-000	51-65831-000							
31-03832-000	11-01832-000	91-09832-000	51-65834-000							
31-03834-000	11-01834-000	91-09834-000	51-35835-000	71-07834-000		31-M0137-000				
31-03834-000	11-01834-000	91-09834-000	51-65831-000			31-M0137-000				
31-03834-000	11-01834-000	91-09834-000	51-65834-000			31-M0137-000				
31-03835-000	11-01835-000	91-09835-000	51-35856-000	71-07835-000		31-M0137-000				
31-03836-000	11-01836-000	91-09836-000	51-35829-000	71-07836-000						
31-03836-000	11-01836-000	91-09836-000	51-65830-000							
31-03840-000	11-01840-000	91-09863-000	51-35844-000	71-07840-000						
31-03840-000	11-01840-000	91-09863-000								
31-03840-000	11-01840-000	91-09863-000	51-65840-000							
31-03840-000	11-01840-000	91-09863-000	51-65845-000							
31-03842-000	11-01842-000	91-49863-000	51-35844-000	71-07842-000						
31-03842-000	11-01842-000	91-49863-000	51-65840-000							
31-03843-000	11-01843-000	91-09863-000	51-35842-000	71-07124-000						

Product Indexes

Piston+Ring Reference No	Piston Reference No	Ring Reference No	Cylinder Liner Reference No	Kit Reference No	O-Ring Reference No	Main Bearing	Trust Washer	Rod Bushing	Conrod Bearing	Camshaft Bushings
31-03843-000	11-01843-000	91-09863-000	51-35844-000	71-07843-000						
31-03843-000	11-01843-000	91-09863-000	51-65840-000							
31-03843-000	11-01843-000	91-09863-000	51-65841-000							
31-03843-000	11-01843-000	91-09863-000	51-65845-000							
31-03848-000	11-01848-000	91-09867-000	51-35842-000	71-07858-000						
31-03848-000	11-01848-000	91-09867-000	51-35844-000	71-07848-000						
31-03848-000	11-01848-000	91-09867-000	51-65840-000							
31-03848-000	11-01848-000	91-09867-000	51-65841-000							
31-03848-000	11-01848-000	91-09867-000	51-65845-000							
31-03850-000	11-01850-000	91-09850-000	51-35848-000	71-07850-000						
31-03850-000	11-01850-000	91-09850-000	51-65847-000			31-M0136-000	33-W6037-000		32-R3134-000	
31-03851-000	11-01851-000	91-09851-000	51-35852-000	71-07851-000		31-M0136-000	33-W6037-000		32-R3134-000	
31-03851-000	11-01851-000	91-09851-000	51-65851-000							
31-03851-000	11-01851-000	91-09851-000	51-65853-000							
31-03852-000	11-01852-000	91-09852-000	51-35846-000	71-07131-000						
31-03852-000	11-01852-000	91-09852-000	51-35852-000	71-07852-000						
31-03852-000	11-01852-000	91-09852-000	51-65843-000							
31-03852-000	11-01852-000	91-09852-000	51-65851-000							
31-03852-000	11-01852-000	91-09852-000	51-65853-000							
31-03854-000	11-01854-000	91-09863-000	51-35844-000	71-07854-000						
31-03854-000	11-01854-000	91-09863-000	51-65840-000							
31-03854-000	11-01854-000	91-09863-000	51-65845-000							
31-03855-000	11-01855-000	91-09855-000	51-35848-000	71-07855-000						
31-03855-000	11-01855-000	91-09855-000	51-65847-000							
31-03856-000	11-01856-000	91-09856-000	51-35848-000	71-07856-000						
31-03856-000	11-01856-000	91-09856-000	51-65847-000							
31-03856-000	11-01856-000	91-09856-000	51-65850-000							
31-03857-000	11-01857-000	91-39834-000	51-35835-000	71-07857-000						
31-03857-000	11-01857-000	91-39834-000	51-65832-000							
31-03857-000	11-01857-000	91-39834-000	51-65834-000							
31-03859-000	11-01859-000	91-49863-000	51-35844-000	71-07859-000						
31-03860-000	11-01860-000	91-09860-000	51-35835-000	71-07860-000						
31-03860-000	11-01860-000	91-09860-000	51-65834-000							
31-03861-000	11-01861-000	91-09855-000	51-35828-000	71-07861-000						
31-03861-000	11-01861-000	91-09855-000	51-65858-000			31-M0136-000		34-L7049-000		
31-03863-000	11-01863-000	91-09863-000	51-35842-000	71-07864-000		31-M0136-000		34-L7049-000		
31-03863-000	11-01863-000	91-09863-000	51-35844-000	71-07863-000						
31-03863-000	11-01863-000	91-09863-000	51-65840-000							
31-03863-000	11-01863-000	91-09863-000	51-65841-000							
31-03863-000	11-01863-000	91-09863-000	51-65845-000							
31-03867-000	11-01867-000	91-09867-000	51-35844-000	71-07867-000						
31-03867-000	11-01867-000	91-09867-000	51-65840-000							
31-03868-000	11-01868-000	91-09868-000	51-35842-000	71-07868-000						
31-03868-000	11-01868-000	91-09868-000	51-65840-000							
31-03868-000	11-01868-000	91-09868-000	51-65841-000							
31-03869-000	11-01869-000	91-39863-000	51-35844-000	71-07869-000						
31-03869-000	11-01869-000	91-39863-000	51-65840-000							
31-03869-000	11-01869-000	91-39863-000	51-65845-000							
31-03871-000	11-01871-000	91-09868-000	51-35842-000	71-07872-000						
31-03871-000	11-01871-000	91-09868-000	51-35844-000	71-07871-000						
31-03871-000	11-01871-000	91-09868-000	51-65840-000							
31-03871-000	11-01871-000	91-09868-000	51-65841-000							
31-03871-000	11-01871-000	91-09868-000	51-65845-000							
31-03872-000	11-01872-000	91-09868-000	51-65840-000							
31-03910-000	11-01910-000	91-09910-000								
31-03911-000	11-01911-000	91-09011-000								
39-03911-000	11-01911-000	99-09011-000								
31-03917-000	11-01917-000	91-09916-000	51-05917-000	71-07917-000						
31-03917-000	11-01917-000	91-09916-000	52-05917-000	72-07917-000	55-50703-000					
31-03917-000	11-01917-000	91-09916-000	52-05917-000	72-07917-000	55-50703-000					
31-03918-000	11-01918-000	91-09918-000	51-05917-000	71-07073-000						
31-03918-000	11-01918-000	91-09918-000	52-05917-000	72-07073-000	55-50703-000					
31-03918-000	11-01918-000	91-09918-000	51-05918-000	71-07918-000						
31-03918-000	11-01918-000	91-09918-000	52-05918-000	72-07918-000	55-50707-000					

Product Indexes

Piston+Ring Reference No	Piston Reference No	Ring Reference No	Cylinder Liner Reference No	Kit Reference No	O-Ring Reference No	Main Bearing	Trust Washer	Rod Bushing	Conrod Bearing	Camshaft Bushings
31-03918-000	11-01918-000	91-09918-000	52-05917-000	72-07073-000	55-50703-000					
31-03918-000	11-01918-000	91-09918-000	52-05918-000	72-07918-000	55-50707-000					
31-03919-000	11-01919-000	91-09919-000	51-05917-000	71-07919-000						
31-03919-000	11-01919-000	91-09919-000	52-05917-000	72-07919-000	55-50703-000					
31-03919-000	11-01919-000	91-09919-000	51-05918-000	71-07920-000						
31-03919-000	11-01919-000	91-09919-000	52-05918-000	72-07920-000	55-50707-000					
31-03919-000	11-01919-000	91-09919-000	52-05917-000	72-07919-000	55-50703-000					
31-03919-000	11-01919-000	91-09919-000	52-05918-000	72-07920-000	55-50707-000					
31-03920-000	11-01920-000	91-09003-000	51-05922-000	71-07921-000						
31-03920-000	11-01920-000	91-09003-000	52-05922-000	72-07921-000	55-50705-000					
31-03920-000	11-01920-000	91-09003-000	51-05933-000	71-07928-000						
31-03920-000	11-01920-000	91-09003-000	52-05933-000	72-07928-000	55-50706-000					
31-03920-000	11-01920-000	91-09003-000	52-05922-000	72-07921-000	55-50705-000					
31-03920-000	11-01920-000	91-09003-000	52-05933-000	72-07928-000	55-50706-000					
31-03921-000	11-01921-000	91-09003-000	51-05922-000	71-07922-000						
31-03921-000	11-01921-000	91-09003-000	52-05922-000	72-07922-000	55-50705-000	31-M0174-000				
31-03921-000	11-01921-000	91-09003-000	51-05933-000	71-07927-000		31-M0174-000				
31-03921-000	11-01921-000	91-09003-000	52-05933-000	72-07927-000	55-50706-000	31-M0174-000				
31-03921-000	11-01921-000	91-09003-000	52-05922-000	72-07922-000	55-50705-000	31-M0174-000				
31-03921-000	11-01921-000	91-09003-000	52-05933-000	72-07927-000	55-50706-000	31-M0174-000				
31-03922-000	11-01922-000	91-09003-000	51-05922-000	71-07923-000		31-M0174-000				
31-03922-000	11-01922-000	91-09003-000	52-05922-000	72-07923-000	55-50705-000					
31-03922-000	11-01922-000	91-09003-000	52-05922-000	72-07923-000	55-50705-000					
31-03923-000	11-01923-000	91-09003-000	51-05963-000	71-08515-000						
31-03923-000	11-01923-000	91-09003-000	52-05963-000	72-08515-000	55-50706-000					
31-03923-000	11-01923-000	91-09003-000	52-05963-000	72-08515-000	55-50706-000					
31-03942-000	11-01942-000	91-09942-000	51-05942-000	71-07942-000						
31-03942-000	11-01942-000	91-09942-000	51-05948-000	71-07076-000						
31-03942-000	11-01942-000	91-09942-000	51-05949-000	71-07944-000						
31-03943-000	11-01943-000	91-09942-000	51-05943-000	71-07943-000						
31-03943-000	11-01943-000	91-09942-000	51-05944-000	71-07325-000						
31-03946-000	11-01946-000	91-09512-000	51-05941-000	71-07941-000						
31-03961-000	11-01961-000	91-09961-000	51-05960-000	71-07961-000						
31-03961-000	11-01961-000	91-09961-000	51-05961-000	71-07101-000						
31-03963-000	11-01963-000	91-09965-000	51-35965-000	71-07963-000						
31-03965-000	11-01965-000	91-09965-000	51-35965-000	71-07965-000		31-M0730-000			32-R6800-000	
39-03967-000	11-01967-000	99-09376-000								
31-03970-000	11-01970-000	91-09863-000	51-05970-000	71-07970-000						
31-04000-000	11-02000-000	91-09000-000	51-06000-000	71-08000-000						
31-04000-000	11-02000-000	91-09000-000	51-06001-000	71-08001-000						
31-04000-000	11-02000-000	91-09000-000	52-06001-000	72-08001-000	55-50910-000					
31-04000-000	11-02000-000	91-09000-000	51-06004-000	71-08004-000						
31-04000-000	11-02000-000	91-09000-000	52-06001-000	72-08001-000	55-50910-000					
31-04030-000	11-02030-000	91-09030-000	51-06030-000	71-08030-000						
31-04035-000	11-02035-000	91-09042-000								
31-04035-001	11-02035-001	91-09042-000								
31-04036-000	11-02036-000	91-09045-000	51-06065-000	71-08031-000						
31-04036-000	11-02036-000	91-09045-000	52-06065-000	72-08031-000	55-50613-000					
31-04036-000	11-02036-000	91-09045-000	52-06065-000	72-08031-000	55-50613-000					
31-04037-000	11-02037-000	91-09045-000	51-05387-000	71-08069-000						
31-04037-000	11-02037-000	91-09045-000	52-05387-000	72-08069-000	55-50613-000					
31-04037-000	11-02037-000	91-09045-000	52-05387-000	72-08069-000	55-50613-000					
31-04038-000	11-02038-000	91-09048-000	51-06046-000	71-08033-000						
31-04038-000	11-02038-000	91-09048-000	52-06046-000	72-08033-000	55-50614-000					
31-04038-000	11-02038-000	91-09048-000	52-06046-000	72-08033-000	55-50614-000					
31-04039-000	11-02039-000	91-09047-000	51-06046-000	71-08034-000						
31-04039-000	11-02039-000	91-09047-000	52-06046-000	72-08034-000	55-50614-000					
31-04039-000	11-02039-000	91-09047-000	52-06046-000	72-08034-000	55-50614-000					
31-04040-000	11-02040-000	91-09040-000	51-06054-000	71-08036-000						
31-04040-000	11-02040-000	91-09040-000	51-06061-000	71-08035-000						
31-04040-000	11-02040-000	91-09040-000	52-06054-000	72-08036-000	55-50610-000					
31-04040-000	11-02040-000	91-09040-000	52-06061-000	72-08035-000	55-50610-000					
31-04042-000	11-02042-000	91-09077-000	51-06068-000	71-08010-000						
31-04042-000	11-02042-000	91-09077-000	51-06076-000	71-07167-000						

Product Indexes

Piston+Ring Reference No	Piston Reference No	Ring Reference No	Cylinder Liner Reference No	Kit Reference No	O-Ring Reference No	Main Bearing	Trust Washer	Rod Bushing	Conrod Bearing	Camshaft Bushings
31-04042-000	11-02042-000	91-09077-000	51-06077-000	71-07169-000						
31-04042-000	11-02042-000	91-09077-000	51-06078-000	71-07166-000						
31-04042-000	11-02042-000	91-09077-000	52-06068-000	72-08010-000	55-50617-000					
31-04042-000	11-02042-000	91-09077-000	52-06076-000	72-07167-000	55-50606-000					
31-04042-000	11-02042-000	91-09077-000	52-06077-000	72-07169-000	55-50607-000					
31-04042-000	11-02042-000	91-09077-000	52-06078-000	72-07166-000	55-50617-000					
31-04043-000	11-02043-000	91-09077-000	51-06068-000	71-08011-000						
31-04043-000	11-02043-000	91-09077-000	51-06076-000	71-07163-000						
31-04043-000	11-02043-000	91-09077-000	51-06077-000	71-07164-000						
31-04043-000	11-02043-000	91-09077-000	51-06078-000	71-07165-000						
31-04043-000	11-02043-000	91-09077-000	52-06068-000	72-08011-000	55-50617-000					
31-04043-000	11-02043-000	91-09077-000	52-06076-000	72-07163-000	55-50606-000					
31-04043-000	11-02043-000	91-09077-000	52-06077-000	72-07164-000	55-50607-000					
31-04043-000	11-02043-000	91-09077-000	52-06078-000	72-07165-000	55-50617-000					
31-04044-000	11-02044-000	91-09045-000	51-06067-000	71-07153-000						
31-04044-000	11-02044-000	91-09045-000	52-06067-000	72-07153-000	55-50613-000					
31-04044-000	11-02044-000	91-09045-000	52-06067-000	72-07153-000	55-50613-000					
31-04045-000	11-02045-000	91-09045-000	51-06067-000	71-07152-000						
31-04045-000	11-02045-000	91-09045-000	52-06067-000	72-07152-000	55-50613-000					
31-04045-000	11-02045-000	91-09045-000	52-06067-000	72-07152-000	55-50613-000					
31-04046-000	11-02046-000	91-09059-000	51-65769-000							
31-04047-000	11-02047-000	91-09048-000	51-06046-000	71-08037-000					32-R5200-000	
31-04047-000	11-02047-000	91-09048-000	52-06046-000	72-08037-000	55-50614-000					
31-04047-000	11-02047-000	91-09048-000	52-06046-000	72-08037-000	55-50614-000					
31-04048-000	11-02048-000	91-09048-000	51-06046-000	71-08038-000						
31-04048-000	11-02048-000	91-09048-000	52-06046-000	72-08038-000	55-50614-000					
31-04048-000	11-02048-000	91-09048-000	52-06046-000	72-08038-000	55-50614-000					
31-04050-000	11-02050-000	91-09050-000	51-06040-000	71-08053-000						
31-04050-000	11-02050-000	91-09050-000	51-06050-000	71-08050-000						
31-04050-000	11-02050-000	91-09050-000	52-06050-000	72-08050-000	55-50602-000					
31-04050-000	11-02050-000	91-09050-000	52-06050-000	72-08050-000	55-50602-000					
31-04051-000	11-02051-000	91-09051-000	51-06035-000	71-08040-000						
31-04051-000	11-02051-000	91-09051-000	52-06035-000	72-08040-000	55-50609-000		33-W6063-000			
31-04051-000	11-02051-000	91-09051-000	51-06041-000	71-08041-000			33-W6063-000			
31-04051-000	11-02051-000	91-09051-000	52-06041-000	72-08041-000	55-50608-000		33-W6063-000			
31-04051-000	11-02051-000	91-09051-000	51-06042-000	71-08042-000			33-W6063-000			
31-04051-000	11-02051-000	91-09051-000	51-06051-000	71-08051-000			33-W6063-000			
31-04051-000	11-02051-000	91-09051-000	51-06081-000	71-07045-000			33-W6063-000			
31-04051-000	11-02051-000	91-09051-000	52-06035-000	72-08040-000	55-50609-000		33-W6063-000			
31-04051-000	11-02051-000	91-09051-000	52-06041-000	72-08041-000	55-50608-000		33-W6063-000			
31-04051-000	11-02051-000	91-09051-000	52-06051-000	72-08051-000	55-50608-000		33-W6063-000			
31-04051-000	11-02051-000	91-09051-000	52-06081-000	72-07045-000	55-50609-000		33-W6063-000			
31-04053-000	11-02053-000	91-09053-000	51-06035-000	71-08060-000			33-W6063-000			
31-04053-000	11-02053-000	91-09053-000	52-06035-000	72-08060-000	55-50609-000					
31-04054-000	11-02054-000	91-09053-000	51-06037-000	71-08066-000						
31-04054-000	11-02054-000	91-09053-000	52-06037-000	72-08066-000	55-50609-000					
31-04055-000	11-02055-000	91-09055-000	51-06063-000	71-08093-000						
31-04055-000	11-02055-000	91-09055-000	52-06063-000	72-08093-000	55-50616-000					
31-04056-000	11-02056-000	91-09056-000	51-06048-000	71-07158-000						
31-04056-000	11-02056-000	91-09056-000	51-06058-000	71-08056-000						
31-04056-000	11-02056-000	91-09056-000	51-06061-000	71-08043-000						
31-04056-000	11-02056-000	91-09056-000	52-06048-000	72-07158-000	55-50610-000					
31-04056-000	11-02056-000	91-09056-000	52-06058-000	72-08056-000	55-50610-000					
31-04056-000	11-02056-000	91-09056-000	52-06061-000	72-08043-000	55-50610-000					
31-04057-000	11-02057-000	91-09057-000	51-06047-000	71-08047-000						
31-04057-000	11-02057-000	91-09057-000	51-06057-000	71-08057-000						
31-04057-000	11-02057-000	91-09057-000	52-06047-000	72-08047-000	55-50610-000					
31-04057-000	11-02057-000	91-09057-000	52-06057-000	72-08057-000	55-50618-000					
31-04058-000	11-02058-000	91-09056-000	51-06047-000	71-08048-000						
31-04058-000	11-02058-000	91-09056-000	51-06057-000	71-08058-000						
31-04058-000	11-02058-000	91-09056-000	51-06058-000	71-08061-000						
31-04058-000	11-02058-000	91-09056-000	52-06047-000	72-08048-000	55-50610-000					
31-04058-000	11-02058-000	91-09056-000	52-06057-000	72-08058-000	55-50618-000					
31-04058-000	11-02058-000	91-09056-000	52-06058-000	72-08061-000	55-50610-000					

Product Indexes

Piston+Ring Reference No	Piston Reference No	Ring Reference No	Cylinder Liner Reference No	Kit Reference No	O-Ring Reference No	Main Bearing	Trust Washer	Rod Bushing	Conrod Bearing	Camshaft Bushings
31-04062-000	11-02062-000	91-09062-000	51-06055-000	71-08065-000						
31-04062-000	11-02062-000	91-09062-000	52-06055-000	72-08065-000	55-50601-000	31-M0189-000				
31-04065-000	11-02065-000	91-09066-000	51-06069-000	71-08084-000		31-M0189-000				
31-04065-000	11-02065-000	91-09066-000	52-06069-000	72-08084-000	55-50603-000					
31-04066-000	11-02066-000	91-09066-000	51-06069-000	71-08085-000						
31-04066-000	11-02066-000	91-09066-000	52-06069-000	72-08085-000	55-50603-000					
31-04067-000	11-02067-000	91-09066-000	51-06069-000	71-08080-000						
31-04067-000	11-02067-000	91-09066-000	52-06069-000	72-08080-000	55-50603-000					
31-04069-000	11-02069-000	91-09066-000	51-06069-000	71-08085-000						
31-04069-000	11-02069-000	91-09066-000	52-06069-000	72-08085-000	55-50603-000					
31-04070-000	11-02070-000	91-09066-000	51-06069-000	71-08063-000						
31-04070-000	11-02070-000	91-09066-000	52-06069-000	72-08063-000	55-50603-000					
31-04071-000	11-02071-000	91-09071-000	51-06043-000	71-08064-000						
31-04071-000	11-02071-000	91-09071-000	51-06071-000	71-08071-000						
31-04071-000	11-02071-000	91-09071-000	52-06043-000	72-08064-000	55-50619-000					
31-04071-000	11-02071-000	91-09071-000	52-06071-000	72-08071-000	55-50619-000					
31-04072-000	11-02072-000	91-09075-000	51-06072-000	71-08072-000						
31-04072-000	11-02072-000	91-09075-000	51-06073-000	71-08073-000						
31-04072-000	11-02072-000	91-09075-000	51-06075-000	71-07149-000						
31-04072-000	11-02072-000	91-09075-000	52-06072-000	72-08072-000	55-50605-000					
31-04072-000	11-02072-000	91-09075-000	52-06073-000	72-08073-000	55-50616-000					
31-04072-000	11-02072-000	91-09075-000	52-06075-000	72-07149-000	55-50605-000					
31-04074-000	11-02074-000	91-09074-000	51-06070-000	71-07088-000						
31-04074-000	11-02074-000	91-09074-000	51-06074-000	71-08074-000						
31-04074-000	11-02074-000	91-09074-000	52-06070-000	72-07088-000	55-50605-000					
31-04074-000	11-02074-000	91-09074-000	52-06074-000	72-08074-000	55-50605-000					
31-04075-000	11-02075-000	91-09075-000	51-06073-000	71-07089-000						
31-04075-000	11-02075-000	91-09075-000	51-06075-000	71-08075-000		31-M0186-000	33-W6062-000		32-R3197-000	
31-04075-000	11-02075-000	91-09075-000	51-06085-000	71-08090-000		31-M0186-000	33-W6062-000		32-R3197-000	
31-04075-000	11-02075-000	91-09075-000	52-06073-000	72-07089-000	55-50616-000	31-M0186-000	33-W6062-000		32-R3197-000	
31-04075-000	11-02075-000	91-09075-000	52-06075-000	72-08075-000	55-50605-000	31-M0186-000	33-W6062-000		32-R3197-000	
31-04075-000	11-02075-000	91-09075-000	52-06085-000	72-08090-000	55-50605-000	31-M0186-000	33-W6062-000		32-R3197-000	
31-04076-000	11-02076-000	91-09077-000	51-06068-000	71-08012-000		31-M0186-000	33-W6062-000		32-R3197-000	
31-04076-000	11-02076-000	91-09077-000	51-06076-000	71-08076-000						
31-04076-000	11-02076-000	91-09077-000	51-06077-000	71-07160-000						
31-04076-000	11-02076-000	91-09077-000	51-06078-000	71-07168-000						
31-04076-000	11-02076-000	91-09077-000	52-06068-000	72-08012-000	55-50617-000					
31-04076-000	11-02076-000	91-09077-000	52-06076-000	72-08076-000	55-50606-000					
31-04076-000	11-02076-000	91-09077-000	52-06077-000	72-07160-000	55-50607-000					
31-04076-000	11-02076-000	91-09077-000	52-06078-000	72-07168-000	55-50617-000					
31-04077-000	11-02077-000	91-09077-000	51-06068-000	71-08013-000						
31-04077-000	11-02077-000	91-09077-000	51-06076-000	71-08077-000						
31-04077-000	11-02077-000	91-09077-000	51-06077-000	71-07159-000						
31-04077-000	11-02077-000	91-09077-000	51-06078-000	71-08089-000						
31-04077-000	11-02077-000	91-09077-000	52-06068-000	72-08013-000	55-50617-000					
31-04077-000	11-02077-000	91-09077-000	52-06076-000	72-08077-000	55-50606-000					
31-04077-000	11-02077-000	91-09077-000	52-06077-000	72-07159-000	55-50607-000					
31-04077-000	11-02077-000	91-09077-000	52-06078-000	72-08089-000	55-50617-000					
31-04078-000	11-02078-000	91-09075-000	51-06073-000	71-07083-000						
31-04078-000	11-02078-000	91-09075-000	51-06075-000	71-08078-000						
31-04078-000	11-02078-000	91-09075-000	52-06073-000	72-07083-000	55-50616-000					
31-04078-000	11-02078-000	91-09075-000	52-06075-000	72-08078-000	55-50605-000					
31-04079-000	11-02079-000	91-09077-000	51-06068-000	71-08014-000						
31-04079-000	11-02079-000	91-09077-000	51-06077-000	71-07085-000						
31-04079-000	11-02079-000	91-09077-000	51-06078-000	71-08079-000						
31-04079-000	11-02079-000	91-09077-000	52-06068-000	72-08014-000	55-50617-000					
31-04079-000	11-02079-000	91-09077-000	52-06077-000	72-07085-000	55-50607-000					
31-04079-000	11-02079-000	91-09077-000	52-06078-000	72-08079-000	55-50617-000					
31-04081-000	11-02081-000	91-09077-000	51-06076-000	71-08081-000						
31-04081-000	11-02081-000	91-09077-000	51-06077-000	71-07062-000						
31-04081-000	11-02081-000	91-09077-000	52-06076-000	72-08081-000	55-50606-000					
31-04081-000	11-02081-000	91-09077-000	52-06077-000	72-07062-000	55-50607-000					
31-04082-000	11-02082-000	91-09077-000	51-06068-000	71-08015-000						
31-04082-000	11-02082-000	91-09077-000	51-06077-000	71-07093-000		31-M0187-000				

Product Indexes

Piston+Ring Reference No	Piston Reference No	Ring Reference No	Cylinder Liner Reference No	Kit Reference No	O-Ring Reference No	Main Bearing	Trust Washer	Rod Bushing	Conrod Bearing	Camshaft Bushings
31-04082-000	11-02082-000	91-09077-000	51-06078-000	71-08082-000		31-M0187-000				
31-04082-000	11-02082-000	91-09077-000	52-06068-000	72-08015-000	55-50617-000	31-M0187-000				
31-04082-000	11-02082-000	91-09077-000	52-06077-000	72-07093-000	55-50607-000	31-M0187-000				
31-04082-000	11-02082-000	91-09077-000	52-06078-000	72-08082-000	55-50617-000	31-M0187-000				
31-04085-000	11-02085-000	91-09005-000	51-06064-000	71-08552-000		31-M0187-000				
31-04085-000	11-02085-000	91-09005-000	52-06064-000	72-08552-000	55-50612-000					
31-04085-000	11-02085-000	91-09005-000	51-06083-000	71-08550-000						
31-04085-000	11-02085-000	91-09005-000	52-06083-000	72-08550-000	55-50612-000					
31-04085-000	11-02085-000	91-09005-000	52-06064-000	72-08552-000	55-50612-000					
31-04085-000	11-02085-000	91-09005-000	52-06083-000	72-08550-000	55-50612-000					
31-04086-000	11-02086-000	91-09086-000	51-06066-000	71-08086-000						
31-04086-000	11-02086-000	91-09086-000	52-06066-000	72-08086-000	55-50611-000					
31-04087-000	11-02087-000	91-09087-000	51-06053-000	71-08097-000						
31-04087-000	11-02087-000	91-09087-000	51-06054-000	71-08095-000		31-M0620-000	33-W6065-000		32-R3205-000	
31-04087-000	11-02087-000	91-09087-000	51-06056-000	71-08087-000		31-M0620-000	33-W6065-000		32-R3205-000	
31-04087-000	11-02087-000	91-09087-000	52-06053-000	72-08097-000	55-50610-000	31-M0620-000	33-W6065-000		32-R3205-000	
31-04087-000	11-02087-000	91-09087-000	52-06054-000	72-08095-000	55-50610-000	31-M0620-000	33-W6065-000		32-R3205-000	
31-04087-000	11-02087-000	91-09087-000	52-06056-000	72-08087-000	55-50610-000	31-M0620-000	33-W6065-000		32-R3205-000	
31-04089-000	11-02089-000	91-09089-000	51-06088-000	71-08548-000		31-M0620-000	33-W6065-000		32-R3205-000	
31-04089-000	11-02089-000	91-09089-000	52-06088-000	72-08548-000	55-50612-000					
31-04091-000	11-02091-000	91-09091-000	51-06091-000	71-08091-000						
31-04092-000	11-02092-000	91-09092-000	51-06092-000	71-08092-000						
31-04094-000	11-02094-000	91-09067-000	51-06046-000	71-07092-000						
31-04094-000	11-02094-000	91-09067-000	52-06046-000	72-07092-000	55-50614-000					
31-04094-000	11-02094-000	91-09067-000	52-06046-000	72-07092-000	55-50614-000					
31-04095-000	11-02095-000	91-09095-000	51-06066-000	71-08540-000						
31-04095-000	11-02095-000	91-09095-000	52-06066-000	72-08540-000	55-50611-000					
31-04096-000	11-02096-000	91-09086-000	51-06066-000	71-08102-000						
31-04096-000	11-02096-000	91-09086-000	52-06066-000	72-08102-000	55-50611-000					
31-04097-000	11-02097-000	91-09095-000	51-06066-000	71-08103-000						
31-04097-000	11-02097-000	91-09095-000	52-06066-000	72-08103-000	55-50611-000					
31-04098-000	11-02098-000	91-09045-000	51-06065-000	71-08108-000						
31-04098-000	11-02098-000	91-09045-000	52-06065-000	72-08108-000	55-50613-000					
31-04235-000	11-02235-000	91-09233-000	51-06095-000	71-08235-000						
31-04236-000	11-02236-000	91-09236-000	51-65429-000							
31-04236-001	11-02236-001	91-09236-000								
31-04236-002	11-02236-002	91-09236-000								
31-04237-000	11-02237-000	91-09237-000	51-65429-000							
31-04238-000	11-02238-000	91-09238-000	51-35462-000	71-08238-000						
31-04239-000	11-02239-000	91-09239-000	51-65499-000							
31-04240-000	11-02240-000	91-09445-000	51-65436-000							
31-04240-000	11-02240-000	91-09445-000	51-65437-000							
31-04241-000	11-02241-000	91-09445-000								
31-04247-000	11-02247-000	91-09433-000	51-65431-000							
31-04247-000	11-02247-000	91-09433-000	51-65432-000							
31-04263-000	11-02263-000	91-09416-000								
31-04264-000	11-02264-000	91-09416-000								
31-04265-000	11-02265-000	91-09370-000				31-M0087-000			32-R3078-000	
31-04345-000	11-02345-000	91-09372-000	51-05190-000	71-07389-000		31-M0087-000			32-R3078-000	
31-04346-000	11-02346-000	91-09372-000								
31-04348-000	11-02348-000	91-09371-000								
31-04349-000	11-02349-000	91-09371-000								
31-04350-000	11-02350-000	91-09371-000								
31-04351-000	11-02351-000	91-09371-000								
31-04352-000	11-02352-000	91-09370-000								
31-04353-000	11-02353-000	91-09370-000				31-M0087-000			32-R3078-000	
31-04354-000	11-02354-000	91-09367-000	51-05190-000	71-07193-000		31-M0087-000			32-R3078-000	
31-04356-000	11-02356-000	91-09064-000								
31-04400-000	11-02400-000	91-09240-000	51-05574-000	71-08400-000						
31-04405-000	11-02405-000	91-09405-000	51-06500-000							
31-04410-000	11-02410-000	91-09410-000	51-05230-000							
31-04428-000	11-02428-000	91-09369-000								
31-04430-000	11-02430-000	91-09430-000	51-05507-000	71-08430-000						
31-04431-000	11-02431-000	91-09430-000	51-05507-000	71-08431-000						

Product Indexes

Piston+Ring Reference No	Piston Reference No	Ring Reference No	Cylinder Liner Reference No	Kit Reference No	O-Ring Reference No	Main Bearing	Trust Washer	Rod Bushing	Conrod Bearing	Camshaft Bushings
31-04460-000	11-02460-000	91-09461-000	51-35827-000	71-08460-000						
31-04460-000	11-02460-000	91-09461-000	51-65861-000							
31-04463-000	11-02463-000	91-09463-000	51-65837-000							
31-04464-000	11-02464-000	91-09464-000	51-65837-000							
31-04465-000	11-02465-000	91-09465-000	51-35833-000	71-08465-000						
31-04465-000	11-02465-000	91-09465-000	51-65836-000							
31-04466-000	11-02466-000	91-09466-000	51-35848-000	71-08466-000						
31-04466-000	11-02466-000	91-09466-000	51-35849-000	71-08468-000						
31-04466-000	11-02466-000	91-09466-000	51-65839-000							
31-04466-000	11-02466-000	91-09466-000	51-65847-000							
31-04467-000	11-02467-000	91-09467-000	51-35833-000	71-08467-000						
31-04467-000	11-02467-000	91-09467-000	51-65836-000							
31-04469-000	11-02469-000	91-09465-000	51-35833-000	71-08469-000						
31-04469-000	11-02469-000	91-09465-000	51-65836-000							
31-04474-000	11-02474-000	91-09837-000	51-35852-000	71-07820-000						
31-04474-000	11-02474-000	91-09837-000	51-65851-000							
31-04474-000	11-02474-000	91-09837-000	51-65853-000							
31-04522-000	11-02522-000	91-09522-000	51-05911-000	71-07142-000						
31-04522-000	11-02522-000	91-09522-000	52-05911-000	72-07142-000	55-50704-000	31-M0170-000		34-L7017-000	32-R3187-000	25-E8002-000
31-04522-000	11-02522-000	91-09522-000	51-05912-000	71-08522-000		31-M0170-000		34-L7017-000	32-R3187-000	25-E8002-000
31-04522-000	11-02522-000	91-09522-000	52-05912-000	72-08522-000	55-50701-000	31-M0170-000		34-L7017-000	32-R3187-000	25-E8002-000
31-04522-000	11-02522-000	91-09522-000	51-05971-000	71-08529-000		31-M0170-000		34-L7017-000	32-R3187-000	25-E8002-000
31-04522-000	11-02522-000	91-09522-000	52-05911-000	72-07142-000	55-50704-000	31-M0170-000		34-L7017-000	32-R3187-000	25-E8002-000
31-04522-000	11-02522-000	91-09522-000	52-05912-000	72-08522-000	55-50701-000	31-M0170-000		34-L7017-000	32-R3187-000	25-E8002-000
31-04525-000	11-02525-000	91-09525-000	51-05911-000	71-08525-000		31-M0170-000		34-L7017-000	32-R3187-000	25-E8002-000
31-04525-000	11-02525-000	91-09525-000	52-05911-000	72-08525-000	55-50704-000	31-M0175-000	33-W6054-000		32-R3187-000	
31-04525-000	11-02525-000	91-09525-000	51-05912-000	71-08524-000		31-M0175-000	33-W6054-000		32-R3187-000	
31-04525-000	11-02525-000	91-09525-000	52-05912-000	72-08524-000	55-50701-000	31-M0175-000	33-W6054-000		32-R3187-000	
31-04525-000	11-02525-000	91-09525-000	51-05916-000	71-08526-000		31-M0175-000	33-W6054-000		32-R3187-000	
31-04525-000	11-02525-000	91-09525-000	52-05911-000	72-08525-000	55-50704-000	31-M0175-000	33-W6054-000		32-R3187-000	
31-04525-000	11-02525-000	91-09525-000	52-05912-000	72-08524-000	55-50701-000	31-M0175-000	33-W6054-000		32-R3187-000	
31-04527-000	11-02527-000	91-09527-000	51-05917-000	71-07074-000		31-M0175-000	33-W6054-000		32-R3187-000	
31-04527-000	11-02527-000	91-09527-000	52-05917-000	72-07074-000	55-50703-000					
31-04527-000	11-02527-000	91-09527-000	51-05918-000	71-08527-000						
31-04527-000	11-02527-000	91-09527-000	52-05918-000	72-08527-000	55-50707-000					
31-04527-000	11-02527-000	91-09527-000	52-05917-000	72-07074-000	55-50703-000					
31-04527-000	11-02527-000	91-09527-000	52-05918-000	72-08527-000	55-50707-000					
31-04528-000	11-02528-000	91-09528-000	51-05914-000	71-08523-000						
31-04528-000	11-02528-000	91-09528-000	52-05914-000	72-08523-000	55-50703-000	31-M0171-000	33-W6053-000		32-R3184-000	
31-04528-000	11-02528-000	91-09528-000	52-05914-000	72-08523-000	55-50703-000	31-M0171-000	33-W6053-000		32-R3184-000	
31-04528-000	11-02528-000	91-09915-000	51-05918-000	71-08519-000		31-M0171-000	33-W6053-000		32-R3184-000	
31-04528-000	11-02528-000	91-09915-000	52-05918-000	72-08519-000	55-50707-000	31-M0171-000	33-W6053-000		32-R3184-000	
31-04528-000	11-02528-000	91-09915-000	52-05918-000	72-08519-000	55-50707-000	31-M0171-000	33-W6053-000		32-R3184-000	
31-04530-000	11-02530-000	91-09915-000	51-05924-000	71-08538-000		31-M0171-000	33-W6053-000		32-R3184-000	
31-04530-000	11-02530-000	91-09915-000	52-05924-000	72-08538-000	55-50702-000	31-M0172-000			32-R3186-000	
31-04530-000	11-02530-000	91-09915-000	52-05924-000	72-08538-000	55-50702-000	31-M0172-000			32-R3186-000	
31-04530-002	11-02530-002	91-09915-000				31-M0172-000			32-R3186-000	
31-04541-000	11-02541-000	91-09541-000	51-06068-000	71-08016-000		31-M0172-000			32-R3186-000	
31-04541-000	11-02541-000	91-09541-000	51-06077-000	71-07078-000						
31-04541-000	11-02541-000	91-09541-000	51-06078-000	71-08541-000						
31-04541-000	11-02541-000	91-09541-000	52-06068-000	72-08016-000	55-50617-000					
31-04541-000	11-02541-000	91-09541-000	52-06077-000	72-07078-000	55-50607-000					
31-04541-000	11-02541-000	91-09541-000	52-06078-000	72-08541-000	55-50617-000					
31-04543-000	11-02543-000	91-09004-000	51-06063-000	71-08544-000						
31-04543-000	11-02543-000	91-09004-000	52-06063-000	72-08544-000	55-50616-000					
31-04545-000	11-02545-000	91-09541-000	51-06068-000	71-08017-000						
31-04545-000	11-02545-000	91-09541-000	51-06077-000	71-08543-000						
31-04545-000	11-02545-000	91-09541-000	51-06078-000	71-08549-000						
31-04545-000	11-02545-000	91-09541-000	52-06068-000	72-08017-000	55-50617-000					
31-04545-000	11-02545-000	91-09541-000	52-06077-000	72-08543-000	55-50607-000					
31-04545-000	11-02545-000	91-09541-000	52-06078-000	72-08549-000	55-50617-000					
31-04546-000	11-02546-000	91-09005-000	51-06082-000	71-08547-000						
31-04546-000	11-02546-000	91-09005-000	51-06083-000	71-08546-000						
31-04546-000	11-02546-000	91-09005-000	52-06082-000	72-08547-000	55-50612-000					

Product Indexes

Piston+Ring Reference No	Piston Reference No	Ring Reference No	Cylinder Liner Reference No	Kit Reference No	O-Ring Reference No	Main Bearing	Trust Washer	Rod Bushing	Conrod Bearing	Camshaft Bushings
31-04546-000	11-02546-000	91-09005-000	52-06083-000	72-08546-000	55-50612-000					
31-04547-000	11-02547-000	91-09553-000								
31-04548-000	11-02548-000	91-09553-000								
31-04549-000	11-02549-000	91-09553-000								
31-04550-000	11-02550-000	91-09553-000								
31-04551-000	11-02551-000	91-09553-000								
31-04553-000	11-02553-000	91-09553-000	51-05329-000	71-08554-000						
31-04553-000	11-02553-000	91-09553-000	51-05349-000	71-08553-000						
31-04556-000	11-02556-000	91-09615-000	51-05368-000	71-08556-000						
31-04586-000	11-02586-000	91-09631-000								
31-04627-000	11-02627-000	91-09479-000	51-05977-000	71-07929-000						
31-04627-000	11-02627-000	91-09479-000	52-05977-000	72-07929-000	55-50706-000					
31-04630-000	11-02630-000	91-09553-000								
31-04631-000	11-02631-000	91-09034-000								
31-04632-000	11-02632-000	91-09038-000								
31-04633-000	11-02633-000	91-09036-000								
31-04635-000	11-02635-000	91-09511-000								
31-04636-000	11-02636-000	91-09046-000								
31-04637-000	11-02637-000	91-09182-000	51-05228-000	71-07178-000						
31-04647-000	11-02647-000	91-09076-000	51-06033-000	71-07171-000						
31-04647-000	11-02647-000	91-09076-000	52-06033-000	72-07171-000	55-50615-000					
31-04648-000	11-02648-000	91-09073-000	51-06079-000	71-08106-000						
31-04648-000	11-02648-000	91-09073-000	52-06079-000	72-08106-000	55-50616-000					
31-04649-000	11-02649-000	91-09073-000	51-06079-000	71-08107-000						
31-04649-000	11-02649-000	91-09073-000	52-06079-000	72-08107-000	55-50616-000				32-R3198-000	
31-04651-000	11-02651-000	91-09005-000	51-06083-000	71-07172-000					32-R3198-000	
31-04651-000	11-02651-000	91-09005-000	52-06083-000	72-07172-000	55-50612-000					
31-04652-000	11-02652-000	91-09005-000	51-06083-000	71-08652-000						
31-04652-000	11-02652-000	91-09005-000	52-06083-000	72-08652-000	55-50612-000					
31-04653-000	11-02653-000	91-09005-000	51-06082-000	71-08105-000						
31-04653-000	11-02653-000	91-09005-000	51-06083-000	71-08653-000						
31-04653-000	11-02653-000	91-09005-000	52-06082-000	72-08105-000	55-50612-000					
31-04653-000	11-02653-000	91-09005-000	52-06083-000	72-08653-000	55-50612-000					
31-04654-000	11-02654-000	91-09541-000	51-06080-000	71-08104-000						
31-04654-000	11-02654-000	91-09541-000	52-06080-000	72-08104-000	55-50617-000					
31-04656-000	11-02656-000	91-09089-000	51-06088-000	71-07174-000						
31-04656-000	11-02656-000	91-09089-000	52-06088-000	72-07174-000	55-50612-000					
31-04656-000	11-02656-000	91-09089-000	52-06088-000	72-07174-000	55-50612-000					
31-04657-000	11-02657-000	91-09089-000								
31-04660-000	11-02660-000	91-09598-000	51-05598-000	71-07571-000						
31-04660-000	11-02660-000	91-09598-000	52-05598-000	72-07571-000	55-50508-000					
31-04660-000	11-02660-000	91-09598-000	51-05738-000	71-07761-000						
31-04660-000	11-02660-000	91-09598-000	52-05598-000	72-07571-000	55-50508-000					
31-04660-000	11-02660-000	91-09598-000	52-05738-000	72-07761-000	55-50508-000					
31-04661-000	11-02661-000	91-09761-000	51-35592-000	71-07607-000						
31-04661-000	11-02661-000	91-09761-000	51-65596-000							
31-04662-000	11-02662-000	91-09761-000	51-35592-000	71-07608-000						
31-04662-000	11-02662-000	91-09761-000	51-65596-000							
31-04663-000	11-02663-000	91-09761-000	51-35592-000	71-07609-000						
31-04663-000	11-02663-000	91-09761-000	51-65596-000							
31-04664-000	11-02664-000	91-09761-000	51-35592-000	71-07610-000						
31-04664-000	11-02664-000	91-09761-000	51-65596-000							
31-04664-001	11-02664-001	91-09761-000								
31-04664-002	11-02664-002	91-09761-000								
31-04665-000	11-02665-000	91-09762-000	51-05699-000	71-07611-000						
31-04665-000	11-02665-000	91-09762-000	52-05699-000	72-07611-000	55-50505-000					
31-04665-000	11-02665-000	91-09762-000	52-05699-000	72-07611-000	55-50505-000					
31-04666-000	11-02666-000	91-09761-000	51-35592-000	71-07612-000						
31-04666-000	11-02666-000	91-09761-000	51-65596-000							
31-04667-000	11-02667-000	91-09573-000	51-05605-000	71-07606-000						
31-04667-000	11-02667-000	91-09573-000	52-05605-000	72-07606-000	55-50505-000					
31-04667-000	11-02667-000	91-09573-000	52-05605-000	72-07606-000	55-50505-000					
31-04677-000	11-02677-000	91-09710-000	51-05684-000	71-07026-000						
31-04677-000	11-02677-000	91-09710-000	52-05684-000	72-07026-000	55-50510-000					

Product Indexes

Piston+Ring Reference No	Piston Reference No	Ring Reference No	Cylinder Liner Reference No	Kit Reference No	O-Ring Reference No	Main Bearing	Trust Washer	Rod Bushing	Conrod Bearing	Camshaft Bushings
31-04677-000	11-02677-000	91-09710-000	52-05684-000	72-07026-000	55-50510-000					
31-04678-000	11-02678-000	91-09713-000	51-65655-000							
31-04679-000	11-02679-000	91-09713-000								
31-04680-000	11-02680-000	91-09711-000	51-05744-000	71-07027-000						
31-04680-000	11-02680-000	91-09711-000	52-05744-000	72-07027-000	55-50510-000					
31-04680-000	11-02680-000	91-09711-000	52-05744-000	72-07027-000	55-50510-000					
31-04681-000	11-02681-000	91-09719-000	51-05743-000	71-07028-000						
31-04681-000	11-02681-000	91-09719-000	52-05743-000	72-07028-000	55-50504-000				32-R3054-000	
31-04681-000	11-02681-000	91-09719-000	52-05743-000	72-07028-000	55-50504-000				32-R3054-000	
31-04681-001	11-02681-001	91-09719-000							32-R3054-000	
31-04704-000	11-02704-000	91-09650-000	51-05618-000	71-07023-000					32-R3054-000	
31-04704-000	11-02704-000	91-09650-000	52-05618-000	72-07023-000	55-50509-000					
31-04704-000	11-02704-000	91-09650-000	51-05619-000	71-07082-000						
31-04704-000	11-02704-000	91-09650-000	52-05619-000	72-07082-000	55-50509-000					
31-04704-000	11-02704-000	91-09650-000	51-05650-000	71-08704-000						
31-04704-000	11-02704-000	91-09650-000	52-05650-000	72-08704-000	55-50507-000					
31-04704-000	11-02704-000	91-09650-000	51-05652-000	71-07024-000						
31-04704-000	11-02704-000	91-09650-000	52-05652-000	72-07024-000	55-50507-000					
31-04704-000	11-02704-000	91-09650-000	51-05733-000	71-08773-000						
31-04704-000	11-02704-000	91-09650-000	52-05618-000	72-07023-000	55-50509-000					
31-04704-000	11-02704-000	91-09650-000	52-05619-000	72-07082-000	55-50509-000					
31-04704-000	11-02704-000	91-09650-000	52-05650-000	72-08704-000	55-50507-000					
31-04704-000	11-02704-000	91-09650-000	52-05652-000	72-07024-000	55-50507-000					
31-04704-000	11-02704-000	91-09650-000								
31-04706-000	11-02706-000	91-09650-000	51-05651-000	71-08706-000						
31-04706-000	11-02706-000	91-09650-000	51-05657-000	71-07022-000						
31-04706-000	11-02706-000	91-09650-000	52-05657-000	72-07022-000	55-50509-000					
31-04706-000	11-02706-000	91-09650-000	51-05737-000	71-07638-000						
31-04706-000	11-02706-000	91-09650-000	52-05651-000	72-08706-000	55-50508-000					
31-04706-000	11-02706-000	91-09650-000	52-05657-000	72-07022-000	55-50509-000					
31-04706-000	11-02706-000	91-09650-000	52-05737-000	72-07638-000	55-50509-000					
31-04708-000	11-02708-000	91-09708-000	51-05653-000	71-08708-000						
31-04708-000	11-02708-000	91-09708-000	52-05653-000	72-08708-000	55-50509-000					
31-04708-000	11-02708-000	91-09708-000	51-05658-000	71-07018-000						
31-04708-000	11-02708-000	91-09708-000	52-05658-000	72-07018-000	55-50509-000					
31-04708-000	11-02708-000	91-09708-000	51-05681-000	71-08703-000						
31-04708-000	11-02708-000	91-09708-000	52-05681-000	72-08703-000	55-50509-000					
31-04708-000	11-02708-000	91-09708-000	52-05653-000	72-08708-000	55-50509-000					
31-04708-000	11-02708-000	91-09708-000	52-05658-000	72-07018-000	55-50509-000					
31-04708-000	11-02708-000	91-09708-000	52-05681-000	72-08703-000	55-50509-000					
31-04708-000	11-02708-000	91-09708-000	52-05658-000	72-07018-000	55-50509-000					
31-04708-000	11-02708-000	91-09708-000	52-05681-000	72-08703-000	55-50509-000					
31-04709-000	11-02709-000	91-09650-000	51-05618-000	71-08709-000						
31-04709-000	11-02709-000	91-09650-000	52-05618-000	72-08709-000	55-50509-000	31-M0051-000				
31-04709-000	11-02709-000	91-09650-000	51-05619-000	71-07095-000		31-M0051-000				
31-04709-000	11-02709-000	91-09650-000	52-05619-000	72-07095-000	55-50509-000	31-M0051-000				
31-04709-000	11-02709-000	91-09650-000	51-05650-000	71-07011-000		31-M0051-000				
31-04709-000	11-02709-000	91-09650-000	52-05650-000	72-07011-000	55-50507-000	31-M0051-000				
31-04709-000	11-02709-000	91-09650-000	51-05652-000	71-08745-000		31-M0051-000				
31-04709-000	11-02709-000	91-09650-000	52-05652-000	72-08745-000	55-50507-000	31-M0051-000				
31-04709-000	11-02709-000	91-09650-000	51-05733-000	71-08769-000		31-M0051-000				
31-04709-000	11-02709-000	91-09650-000	52-05618-000	72-08709-000	55-50509-000	31-M0051-000				
31-04709-000	11-02709-000	91-09650-000	52-05619-000	72-07095-000	55-50509-000	31-M0051-000				
31-04709-000	11-02709-000	91-09650-000	52-05650-000	72-07011-000	55-50507-000	31-M0051-000				
31-04709-000	11-02709-000	91-09650-000	52-05652-000	72-08745-000	55-50507-000	31-M0051-000				
31-04709-000	11-02709-000	91-09650-000				31-M0051-000				
31-04710-000	11-02710-000	91-09710-000	51-05674-000	71-08710-000		31-M0051-000				
31-04710-000	11-02710-000	91-09710-000	52-05674-000	72-08710-000	55-50510-000					
31-04710-000	11-02710-000	91-09710-000	51-05684-000	71-08747-000						
31-04710-000	11-02710-000	91-09710-000	52-05684-000	72-08747-000	55-50510-000					
31-04710-000	11-02710-000	91-09710-000	52-05674-000	72-08710-000	55-50510-000					
31-04710-000	11-02710-000	91-09710-000	52-05684-000	72-08747-000	55-50510-000					
31-04711-000	11-02711-000	91-09650-000	51-05618-000	71-08711-000						
31-04711-000	11-02711-000	91-09650-000	52-05618-000	72-08711-000	55-50509-000	31-M0051-000				
31-04711-000	11-02711-000	91-09650-000	51-05619-000	71-07096-000		31-M0051-000				
31-04711-000	11-02711-000	91-09650-000	52-05619-000	72-07096-000	55-50509-000	31-M0051-000				

Product Indexes

Piston+Ring Reference No	Piston Reference No	Ring Reference No	Cylinder Liner Reference No	Kit Reference No	O-Ring Reference No	Main Bearing	Trust Washer	Rod Bushing	Conrod Bearing	Camshaft Bushings
31-04711-000	11-02711-000	91-09650-000	51-05650-000	71-07012-000		31-M0051-000				
31-04711-000	11-02711-000	91-09650-000	52-05650-000	72-07012-000	55-50507-000	31-M0051-000				
31-04711-000	11-02711-000	91-09650-000	51-05652-000	71-08712-000		31-M0051-000				
31-04711-000	11-02711-000	91-09650-000	52-05652-000	72-08712-000	55-50507-000	31-M0051-000				
31-04711-000	11-02711-000	91-09650-000	51-05733-000	71-08770-000		31-M0051-000				
31-04711-000	11-02711-000	91-09650-000	52-05618-000	72-08711-000	55-50509-000	31-M0051-000				
31-04711-000	11-02711-000	91-09650-000	52-05619-000	72-07096-000	55-50509-000	31-M0051-000				
31-04711-000	11-02711-000	91-09650-000	52-05650-000	72-07012-000	55-50507-000	31-M0051-000				
31-04711-000	11-02711-000	91-09650-000	52-05652-000	72-08712-000	55-50507-000	31-M0051-000				
31-04711-000	11-02711-000	91-09650-000				31-M0051-000				
31-04712-000	11-02712-000	91-09620-000	51-95180-000	71-08848-000		31-M0051-000				
31-04712-000	11-02712-000	91-09620-000	51-95181-000	71-08836-000						
31-04712-000	11-02712-000	91-09620-000	51-95188-000	71-08835-000						
31-04712-000	11-02712-000	91-09620-000	51-95576-000	71-08842-000						
31-04712-000	11-02712-000	91-09620-000	51-95622-000	71-08622-000						
31-04712-000	11-02712-000	91-09620-000	51-95623-000	71-08623-000						
31-04713-000	11-02713-000	91-09650-000	51-05618-000	71-08713-000						
31-04713-000	11-02713-000	91-09650-000	52-05618-000	72-08713-000	55-50509-000					
31-04713-000	11-02713-000	91-09650-000	51-05619-000	71-08716-000						
31-04713-000	11-02713-000	91-09650-000	52-05619-000	72-08716-000	55-50509-000					
31-04713-000	11-02713-000	91-09650-000	51-05650-000	71-07126-000						
31-04713-000	11-02713-000	91-09650-000	52-05650-000	72-07126-000	55-50507-000					
31-04713-000	11-02713-000	91-09650-000	51-05652-000	71-08714-000						
31-04713-000	11-02713-000	91-09650-000	52-05652-000	72-08714-000	55-50507-000					
31-04713-000	11-02713-000	91-09650-000	51-05733-000	71-08774-000						
31-04713-000	11-02713-000	91-09650-000	52-05618-000	72-08713-000	55-50509-000					
31-04713-000	11-02713-000	91-09650-000	52-05619-000	72-08716-000	55-50509-000					
31-04713-000	11-02713-000	91-09650-000	52-05650-000	72-07126-000	55-50507-000					
31-04713-000	11-02713-000	91-09650-000	52-05652-000	72-08714-000	55-50507-000					
31-04713-000	11-02713-000	91-09650-000								
31-04714-000	11-02714-000	91-09640-000	51-65638-000							
31-04714-000	11-02714-000	91-09640-000	51-65639-000							
31-04714-000	11-02714-000	91-09640-000	51-65640-000							
31-04721-000	11-02721-000	91-09650-000	51-05618-000	71-08721-000						
31-04721-000	11-02721-000	91-09650-000	52-05618-000	72-08721-000	55-50509-000	31-M0051-000				
31-04721-000	11-02721-000	91-09650-000	51-05619-000	71-08724-000		31-M0051-000				
31-04721-000	11-02721-000	91-09650-000	52-05619-000	72-08724-000	55-50509-000	31-M0051-000				
31-04721-000	11-02721-000	91-09650-000	51-05650-000	71-08702-000		31-M0051-000				
31-04721-000	11-02721-000	91-09650-000	52-05650-000	72-08702-000	55-50507-000	31-M0051-000				
31-04721-000	11-02721-000	91-09650-000	51-05652-000	71-08720-000		31-M0051-000				
31-04721-000	11-02721-000	91-09650-000	52-05652-000	72-08720-000	55-50507-000	31-M0051-000				
31-04721-000	11-02721-000	91-09650-000	51-05733-000	71-08772-000		31-M0051-000				
31-04721-000	11-02721-000	91-09650-000	52-05618-000	72-08721-000	55-50509-000	31-M0051-000				
31-04721-000	11-02721-000	91-09650-000	52-05619-000	72-08724-000	55-50509-000	31-M0051-000				
31-04721-000	11-02721-000	91-09650-000	52-05650-000	72-08702-000	55-50507-000	31-M0051-000				
31-04721-000	11-02721-000	91-09650-000	52-05652-000	72-08720-000	55-50507-000	31-M0051-000				
31-04721-000	11-02721-000	91-09650-000				31-M0051-000				
31-04725-000	11-02725-000	91-09645-000	51-05616-000	71-08725-000		31-M0051-000				
31-04725-000	11-02725-000	91-09645-000	52-05616-000	72-08725-000	55-50509-000					
31-04725-000	11-02725-000	91-09645-000	51-05643-000	71-08726-000						
31-04725-000	11-02725-000	91-09645-000	52-05643-000	72-08726-000	55-50501-000					
31-04725-000	11-02725-000	91-09645-000	51-05734-000	71-07637-000						
31-04725-000	11-02725-000	91-09645-000	52-05616-000	72-08725-000	55-50509-000					
31-04725-000	11-02725-000	91-09645-000	52-05643-000	72-08726-000	55-50501-000					
31-04725-000	11-02725-000	91-09645-000	52-05734-000	71-07637-000	55-50501-000					
31-04727-000	11-02727-000	91-09650-000	51-05651-000	71-08731-000						
31-04727-000	11-02727-000	91-09650-000	51-05657-000	71-08727-000						
31-04727-000	11-02727-000	91-09650-000	52-05657-000	72-08727-000	55-50509-000					
31-04727-000	11-02727-000	91-09650-000	51-05737-000	71-07639-000						
31-04727-000	11-02727-000	91-09650-000	52-05651-000	72-08731-000	55-50508-000					
31-04727-000	11-02727-000	91-09650-000	52-05657-000	72-08727-000	55-50509-000					
31-04727-000	11-02727-000	91-09650-000	52-05737-000	72-07639-000	55-50509-000					
31-04728-000	11-02728-000	91-09650-000	51-05651-000	71-08733-000						
31-04728-000	11-02728-000	91-09650-000	51-05657-000	71-08728-000						

Product Indexes

Piston+Ring Reference No	Piston Reference No	Ring Reference No	Cylinder Liner Reference No	Kit Reference No	O-Ring Reference No	Main Bearing	Trust Washer	Rod Bushing	Conrod Bearing	Camshaft Bushings
31-04728-000	11-02728-000	91-09650-000	52-05657-000	72-08728-000	55-50509-000					
31-04728-000	11-02728-000	91-09650-000	51-05737-000	71-07640-000						
31-04728-000	11-02728-000	91-09650-000	52-05652-000	72-08733-000	55-50507-000					
31-04728-000	11-02728-000	91-09650-000	52-05657-000	72-08728-000	55-50509-000					
31-04728-000	11-02728-000	91-09650-000	52-05737-000	72-07640-000	55-50509-000					
31-04729-000	11-02729-000	91-09708-000	51-05653-000	71-08729-000						
31-04729-000	11-02729-000	91-09708-000	52-05653-000	72-08729-000	55-50509-000					
31-04729-000	11-02729-000	91-09708-000	51-05658-000	71-08730-000						
31-04729-000	11-02729-000	91-09708-000	52-05658-000	72-08730-000	55-50509-000					
31-04729-000	11-02729-000	91-09708-000	51-05681-000	71-08701-000						
31-04729-000	11-02729-000	91-09708-000	52-05681-000	72-08701-000	55-50509-000					
31-04729-000	11-02729-000	91-09708-000	52-05653-000	72-08729-000	55-50509-000					
31-04729-000	11-02729-000	91-09708-000	52-05658-000	72-08730-000	55-50509-000					
31-04729-000	11-02729-000	91-09708-000	52-05681-000	72-08701-000	55-50509-000					
31-04731-000	11-02731-000	91-09650-000	51-05618-000	71-08739-000						
31-04731-000	11-02731-000	91-09650-000	52-05618-000	72-08739-000	55-50509-000					
31-04731-000	11-02731-000	91-09650-000	51-05619-000	71-07141-000						
31-04731-000	11-02731-000	91-09650-000	52-05619-000	72-07141-000	55-50509-000					
31-04731-000	11-02731-000	91-09650-000	51-05650-000	71-08740-000						
31-04731-000	11-02731-000	91-09650-000	52-05650-000	72-08740-000	55-50507-000					
31-04731-000	11-02731-000	91-09650-000	51-05652-000	71-08743-000						
31-04731-000	11-02731-000	91-09650-000	52-05652-000	72-08743-000	55-50507-000					
31-04731-000	11-02731-000	91-09650-000	51-05733-000	71-08776-000						
31-04731-000	11-02731-000	91-09650-000	52-05618-000	72-08739-000	55-50509-000					
31-04731-000	11-02731-000	91-09650-000	52-05619-000	72-07141-000	55-50509-000					
31-04731-000	11-02731-000	91-09650-000	52-05650-000	72-08740-000	55-50507-000					
31-04731-000	11-02731-000	91-09650-000	52-05652-000	72-08743-000	55-50507-000					
31-04731-000	11-02731-000	91-09650-000								
31-04732-000	11-02732-000	91-09710-000	51-05674-000	71-08746-000						
31-04732-000	11-02732-000	91-09710-000	52-05674-000	72-08746-000	55-50510-000	31-M0062-000	33-W6020-000		32-R3056-000	
31-04732-000	11-02732-000	91-09710-000	51-05684-000	71-08732-000		31-M0062-000	33-W6020-000		32-R3056-000	
31-04732-000	11-02732-000	91-09710-000	52-05684-000	72-08732-000	55-50510-000	31-M0062-000	33-W6020-000		32-R3056-000	
31-04732-000	11-02732-000	91-09710-000	52-05674-000	72-08746-000	55-50510-000	31-M0062-000	33-W6020-000		32-R3056-000	
31-04732-000	11-02732-000	91-09710-000	52-05684-000	72-08732-000	55-50510-000	31-M0062-000	33-W6020-000		32-R3056-000	
31-04732-002	11-02732-002	91-09710-000				31-M0062-000	33-W6020-000		32-R3056-000	
31-04733-000	11-02733-000	91-09650-000	51-05618-000	71-08734-000		31-M0062-000	33-W6020-000		32-R3056-000	
31-04733-000	11-02733-000	91-09650-000	52-05618-000	72-08734-000	55-50509-000					
31-04733-000	11-02733-000	91-09650-000	51-05619-000	71-08736-000						
31-04733-000	11-02733-000	91-09650-000	52-05619-000	72-08736-000	55-50509-000					
31-04733-000	11-02733-000	91-09650-000	51-05650-000	71-08735-000						
31-04733-000	11-02733-000	91-09650-000	52-05650-000	72-08735-000	55-50507-000					
31-04733-000	11-02733-000	91-09650-000	51-05652-000	71-08738-000						
31-04733-000	11-02733-000	91-09650-000	52-05652-000	72-08738-000	55-50507-000					
31-04733-000	11-02733-000	91-09650-000	51-05733-000	71-08775-000						
31-04733-000	11-02733-000	91-09650-000	52-05618-000	72-08734-000	55-50509-000					
31-04733-000	11-02733-000	91-09650-000	52-05619-000	72-08736-000	55-50509-000					
31-04733-000	11-02733-000	91-09650-000	52-05650-000	72-08735-000	55-50507-000					
31-04733-000	11-02733-000	91-09650-000	52-05652-000	72-08738-000	55-50507-000					
31-04733-000	11-02733-000	91-09650-000								
31-04734-000	11-02734-000	91-09640-000	51-65638-000							
31-04736-000	11-02736-000	91-09650-000	51-05650-000	71-08763-000						
31-04736-000	11-02736-000	91-09650-000	52-05650-000	72-08763-000	55-50507-000					
31-04736-000	11-02736-000	91-09650-000	51-05733-000	71-08777-000						
31-04736-000	11-02736-000	91-09650-000	52-05650-000	72-08763-000	55-50507-000					
31-04740-000	11-02740-000	91-09740-000	51-65655-000	71-07017-000						
31-04742-000	11-02742-000	91-09740-000	51-65655-000							
31-04744-000	11-02744-000	91-09650-000	51-05657-000	71-08754-000						
31-04744-000	11-02744-000	91-09650-000	52-05657-000	72-08754-000	55-50509-000					
31-04744-000	11-02744-000	91-09650-000	51-05737-000	71-07641-000						
31-04744-000	11-02744-000	91-09650-000	52-05657-000	72-08754-000	55-50509-000					
31-04744-000	11-02744-000	91-09650-000	52-05737-000	72-07641-000	55-50509-000					
31-04745-000	11-02745-000	91-09650-000	51-05651-000	71-08751-000						
31-04745-000	11-02745-000	91-09650-000	52-05652-000	72-08751-000	55-50507-000					
31-04747-000	11-02747-000	91-09719-000	51-05615-000	71-08766-000						

Product Indexes

Piston+Ring Reference No	Piston Reference No	Ring Reference No	Cylinder Liner Reference No	Kit Reference No	O-Ring Reference No	Main Bearing	Trust Washer	Rod Bushing	Conrod Bearing	Camshaft Bushings
31-04747-000	11-02747-000	91-09719-000	52-05615-000	72-08766-000	55-50503-000					
31-04747-000	11-02747-000	91-09719-000	51-05628-000	71-08756-000						
31-04747-000	11-02747-000	91-09719-000	52-05628-000	72-08756-000	55-50503-000					
31-04747-000	11-02747-000	91-09719-000	51-05743-000	71-08764-000						
31-04747-000	11-02747-000	91-09719-000	52-05615-000	72-08766-000	55-50503-000					
31-04747-000	11-02747-000	91-09719-000	52-05628-000	72-08756-000	55-50503-000					
31-04747-001	11-02747-001	91-09719-000	52-05628-000	72-08756-000	55-50503-000					
31-04748-000	11-02748-000	91-09719-000								
31-04749-000	11-02749-000	91-09740-000	51-65655-000							
31-04750-000	11-02750-000	91-09740-000	51-65655-000							
31-04751-000	11-02751-000	91-09719-000	51-05615-000	71-08755-000						
31-04751-000	11-02751-000	91-09719-000	52-05615-000	72-08755-000	55-50503-000					
31-04751-000	11-02751-000	91-09719-000	51-05628-000	71-08765-000						
31-04751-000	11-02751-000	91-09719-000	52-05628-000	72-08765-000	55-50503-000					
31-04751-000	11-02751-000	91-09719-000	52-05615-000	72-08755-000	55-50503-000					
31-04751-000	11-02751-000	91-09719-000	52-05628-000	72-08765-000	55-50503-000					
31-04752-000	11-02752-000	91-09122-000	51-95180-000	71-08849-000						
31-04752-000	11-02752-000	91-09122-000	51-95181-000	71-08837-000						
31-04752-000	11-02752-000	91-09122-000	51-95188-000	71-08834-000						
31-04752-000	11-02752-000	91-09122-000	51-95576-000	71-08843-000						
31-04752-000	11-02752-000	91-09122-000	51-95622-000	71-08822-000						
31-04752-000	11-02752-000	91-09122-000	51-95623-000	71-08824-000						
31-04754-000	11-02754-000	91-09754-000	51-65736-000							
31-04755-000	11-02755-000	91-09754-000	51-65736-000							
31-04756-000	11-02756-000	91-09754-000	51-65736-000							
31-04757-000	11-02757-000	91-09650-000	51-05652-000	71-08762-000						
31-04757-000	11-02757-000	91-09650-000	52-05652-000	72-08762-000	55-50507-000					
31-04757-000	11-02757-000	91-09650-000	52-05652-000	72-08762-000	55-50507-000					
31-04759-000	11-02759-000	91-09740-000								
31-04762-000	11-02762-000	91-09696-000								
31-04763-000	11-02763-000	91-09696-000								
31-04764-000	11-02764-000	91-09650-000	51-05618-000	71-08825-000						
31-04764-000	11-02764-000	91-09650-000	52-05618-000	72-08825-000	55-50509-000					
31-04764-000	11-02764-000	91-09650-000	51-05650-000	71-08831-000						
31-04764-000	11-02764-000	91-09650-000	52-05650-000	72-08831-000	55-50507-000					
31-04764-000	11-02764-000	91-09650-000	51-05733-000	71-08779-000						
31-04764-000	11-02764-000	91-09650-000	52-05618-000	72-08825-000	55-50509-000					
31-04764-000	11-02764-000	91-09650-000	52-05650-000	72-08831-000	55-50507-000					
31-04801-000	11-02801-000	91-09116-000	51-95184-000	71-08838-000						
31-04801-000	11-02801-000	91-09116-000	51-96164-000	71-08851-000						
31-04802-000	11-02802-000	91-09011-000								
39-04802-000	11-02802-000	99-09011-000								
31-04804-000	11-02804-000	91-09013-000	51-95515-000	71-08804-000						
31-04805-000	11-02805-000	91-09007-000	51-95468-000	71-08805-000						
31-04806-000	11-02806-000	91-09006-000	51-95468-000	71-08806-000						
31-04807-000	11-02807-000	91-09006-000	51-95468-000	71-08807-000						
31-04815-000	11-02815-000	91-09007-000	51-95468-000	71-08815-000						
31-04816-000	11-02816-000	91-09673-000	51-05695-000	71-08816-000						
31-04817-000	11-02817-000	91-09599-000	51-05683-000	71-08817-000						
31-04818-000	11-02818-000	91-09818-000	51-05696-000	71-08818-000						
31-04819-000	11-02819-000	91-09818-000	51-05696-000	71-08819-000						
31-04820-000	11-02820-000	91-09677-000	51-05697-000	71-08820-000						
31-04821-000	11-02821-000	91-09599-000	51-05683-000	71-08821-000						
31-04822-000	11-02822-000	91-09677-000								
31-04823-000	11-02823-000	91-09677-000								
31-04825-000	11-02825-000	91-09854-000	51-35418-000	71-07421-000						
31-04825-000	11-02825-000	91-09854-000	51-35447-000	71-07422-000						
31-04825-000	11-02825-000	91-09854-000								
31-04826-000	11-02826-000	91-09340-000								
31-04827-000	11-02827-000	91-09692-000	51-65750-000							
31-04828-000	11-02828-000	91-09416-000								
31-04829-000	11-02829-000	91-09416-000								
31-04832-000	11-02832-000	91-09340-000								
31-04833-000	11-02833-000	91-09853-000	51-05444-000	71-08833-000		31-M0075-000	33-W6027-000		32-R3081-000	

Product Indexes

Piston+Ring Reference No	Piston Reference No	Ring Reference No	Cylinder Liner Reference No	Kit Reference No	O-Ring Reference No	Main Bearing	Trust Washer	Rod Bushing	Conrod Bearing	Camshaft Bushings
31-04834-000	11-02834-000	91-09370-000				31-M0075-000	33-W6027-000		32-R3081-000	
31-04835-000	11-02835-000	91-09933-000								
31-04839-000	11-02839-000	91-09369-000								
31-04840-000	11-02840-000	91-09840-000	51-05273-000	71-08840-000		31-M0089-000			32-R3087-000	
31-04841-000	11-02841-000	91-09840-000	51-05273-000	71-08841-000		31-M0089-000			32-R3087-000	
31-04842-000	11-02842-000	91-09933-000				31-M0089-000			32-R3087-000	
31-04843-000	11-02843-000	91-09865-000	51-05755-000	71-07344-000						
31-04844-000	11-02844-000	91-09844-000								
31-04845-000	11-02845-000	91-09845-000	51-05281-000	71-08845-000		31-M0091-000			32-R3080-000	
31-04845-000	11-02845-000	91-09845-000	52-05281-000	72-08845-000	55-50908-000	31-M0091-000			32-R3080-000	
31-04845-000	11-02845-000	91-09845-000	51-05283-000	71-08844-000		31-M0091-000			32-R3080-000	
31-04845-000	11-02845-000	91-09845-000	52-05283-000	72-08844-000	55-50908-000	31-M0091-000			32-R3080-000	
31-04845-000	11-02845-000	91-09845-000	52-05281-000	72-08845-000	55-50908-000	31-M0091-000			32-R3080-000	
31-04845-000	11-02845-000	91-09845-000	52-05283-000	72-08844-000	55-50908-000	31-M0091-000			32-R3080-000	
31-04846-000	11-02846-000	91-09846-000	51-05275-000	71-08849-000		31-M0091-000			32-R3080-000	
31-04846-000	11-02846-000	91-09846-000	52-05275-000	72-08849-000	55-50916-000	31-M0092-000			32-R3079-000	
31-04847-000	11-02847-000	91-09370-000	51-65130-000			31-M0092-000			32-R3079-000	
31-04850-000	11-02850-000	91-09859-000	51-65408-000			31-M0087-000	33-W6026-000		32-R3078-000	
31-04851-000	11-02851-000	91-09859-000	51-65409-000			31-M0082-000	33-W6026-000		32-R3082-000	
31-04852-000	11-02852-000	91-09853-000	51-05444-000	71-08852-000		31-M0075-000	33-W6027-000		32-R3081-000	
31-04853-000	11-02853-000	91-09418-000	51-35418-000	71-08853-000		31-M0075-000	33-W6027-000		32-R3081-000	
31-04853-000	11-02853-000	91-09418-000	51-35447-000	71-08865-000						
31-04853-000	11-02853-000	91-09418-000	51-65419-000							
31-04854-000	11-02854-000	91-09854-000	51-35418-000	71-08854-000						
31-04854-000	11-02854-000	91-09854-000	51-35447-000	71-08857-000						
31-04854-000	11-02854-000	91-09854-000	51-65419-000							
31-04854-000	11-02854-000	91-09854-000								
31-04855-000	11-02855-000	91-09752-000								
31-04856-000	11-02856-000	91-09859-000	51-65409-000							
31-04858-000	11-02858-000	91-09854-000	51-35418-000	71-08858-000						
31-04858-000	11-02858-000	91-09854-000	51-35447-000	71-08863-000						
31-04858-000	11-02858-000	91-09854-000	51-65419-000							
31-04858-000	11-02858-000	91-09854-000								
31-04859-000	11-02859-000	91-09854-000	51-35418-000	71-08859-000						
31-04859-000	11-02859-000	91-09854-000	51-35447-000							
31-04859-000	11-02859-000	91-09854-000								
31-04860-000	11-02860-000	91-09854-000	51-35418-000	71-08867-000						
31-04860-000	11-02860-000	91-09854-000	51-35447-000	71-08855-000		31-M0085-000			32-R3085-000	
31-04862-000	11-02862-000	91-09853-000	51-05444-000	71-08862-000		31-M0085-000	33-W6027-000		32-R3085-000	
31-04864-000	11-02864-000	91-09864-000	51-05281-000	71-08869-000		31-M0075-000	33-W6027-000		32-R3081-000	
31-04864-000	11-02864-000	91-09864-000	51-05283-000			31-M0091-000			32-R3080-000	
31-04864-000	11-02864-000	91-09864-000	52-05281-000	71-08869-000	55-50908-000	31-M0091-000			32-R3080-000	
31-04864-000	11-02864-000	91-09864-000	52-05283-000		55-50908-000	31-M0091-000			32-R3080-000	
31-04865-000	11-02865-000	91-09859-000	51-65409-000			31-M0091-000	33-W6026-000		32-R3080-000	
31-04866-000	11-02866-000	91-09853-000	51-05444-000	71-08876-000		31-M0082-000	33-W6026-000		32-R3082-000	
31-04867-000	11-02867-000	91-09861-000	51-05415-000	71-08868-000		31-M0075-000	33-W6027-000		32-R3081-000	
31-04868-000	11-02868-000	91-09847-000				31-M0072-000	33-W6026-000		32-R3079-000	
31-04874-000	11-02874-000	91-09865-000				31-M0092-000			32-R3079-000	
31-04881-000	11-02881-000	91-09003-000	51-05929-000	71-08881-000						
31-04881-000	11-02881-000	91-09003-000	52-05929-000	72-08881-000	55-50702-000					
31-04881-000	11-02881-000	91-09003-000	52-05929-000	72-08881-000	55-50702-000					
31-04882-000	11-02882-000	91-09528-000	51-05925-000	71-08882-000						
31-04882-000	11-02882-000	91-09528-000	52-05925-000	72-08882-000	55-50702-000					
31-04886-000	11-02886-000	91-09003-000	51-05922-000	71-08886-000						
31-04886-000	11-02886-000	91-09003-000	52-05922-000	72-08886-000	55-50705-000				32-R3188-000	
31-04886-000	11-02886-000	91-09003-000	52-05922-000	72-08886-000	55-50705-000				32-R3188-000	
31-04887-000	11-02887-000	91-09528-000	51-05925-000	71-08887-000					32-R3188-000	
31-04887-000	11-02887-000	91-09528-000	52-05925-000	72-08887-000	55-50702-000					
31-04887-000	11-02887-000	91-09528-000	52-05925-000	72-08887-000	55-50702-000					
31-04888-000	11-02888-000	91-09003-000	51-05922-000	71-08888-000						
31-04888-000	11-02888-000	91-09003-000	52-05922-000	72-08888-000	55-50705-000				32-R3188-000	
31-04888-000	11-02888-000	91-09003-000	51-05933-000	71-08885-000					32-R3188-000	
31-04888-000	11-02888-000	91-09003-000	52-05933-000	72-08885-000	55-50706-000				32-R3188-000	

Product Indexes

Piston+Ring Reference No	Piston Reference No	Ring Reference No	Cylinder Liner Reference No	Kit Reference No	O-Ring Reference No	Main Bearing	Trust Washer	Rod Bushing	Conrod Bearing	Camshaft Bushings
31-04888-000	11-02888-000	91-09003-000	52-05922-000	72-08888-000	55-50705-000				32-R3188-000	
31-04888-000	11-02888-000	91-09003-000	52-05933-000	72-08885-000	55-50706-000				32-R3188-000	
31-04889-000	11-02889-000	91-09528-000	51-05925-000	71-08889-000					32-R3188-000	
31-04889-000	11-02889-000	91-09528-000	52-05925-000	72-08889-000	55-50702-000					
31-04889-000	11-02889-000	91-09528-000	52-05925-000	72-08889-000	55-50702-000					
31-04890-000	11-02890-000	91-09528-000	51-05923-000	71-08890-000						
31-04894-000	11-02894-000	91-09915-000	51-05925-000	71-08535-000						
31-04894-000	11-02894-000	91-09915-000	52-05925-000	72-08535-000	55-50702-000					
31-04894-000	11-02894-000	91-09915-000	52-05925-000	72-08535-000	55-50702-000					
31-04895-000	11-02895-000	91-09528-000	51-05917-000	71-08892-000						
31-04895-000	11-02895-000	91-09528-000	52-05917-000	72-08892-000	55-50703-000		33-W6053-000		32-R3184-000	25-E8003-000
31-04895-000	11-02895-000	91-09528-000	51-05928-000	71-08536-000			33-W6053-000		32-R3184-000	25-E8003-000
31-04895-000	11-02895-000	91-09528-000	52-05928-000	72-08536-000	55-50703-000		33-W6053-000		32-R3184-000	25-E8003-000
31-04895-000	11-02895-000	91-09528-000	52-05917-000	72-08892-000	55-50703-000		33-W6053-000		32-R3184-000	25-E8003-000
31-04895-000	11-02895-000	91-09528-000	52-05928-000	72-08536-000	55-50703-000		33-W6053-000		32-R3184-000	25-E8003-000
31-04895-000	11-02895-000	91-09915-000	51-05926-000	71-08893-000			33-W6053-000		32-R3184-000	25-E8003-000
31-04895-000	11-02895-000	91-09915-000	52-05926-000	72-08893-000	55-50707-000		33-W6053-000		32-R3184-000	25-E8003-000
31-04895-000	11-02895-000	91-09915-000	51-05927-000	71-08895-000			33-W6053-000		32-R3184-000	25-E8003-000
31-04895-000	11-02895-000	91-09915-000	52-05927-000	72-08895-000	55-50708-000		33-W6053-000		32-R3184-000	25-E8003-000
31-04895-000	11-02895-000	91-09915-000	51-05928-000	71-08536-000			33-W6053-000		32-R3184-000	25-E8003-000
31-04895-000	11-02895-000	91-09915-000	52-05928-000	72-08536-000	55-50703-000		33-W6053-000		32-R3184-000	25-E8003-000
31-04895-000	11-02895-000	91-09915-000	52-05926-000	72-08893-000	55-50707-000		33-W6053-000		32-R3184-000	25-E8003-000
31-04895-000	11-02895-000	91-09915-000	52-05927-000	72-08895-000	55-50708-000		33-W6053-000		32-R3184-000	25-E8003-000
31-04895-000	11-02895-000	91-09915-000	52-05928-000	72-08536-000	55-50703-000		33-W6053-000		32-R3184-000	25-E8003-000
31-04900-000	11-02900-000	91-09900-000	51-05266-000	71-08900-000			33-W6053-000		32-R3184-000	25-E8003-000
31-04900-000	11-02900-000	91-09900-000	52-05266-000	72-08900-000	55-50907-000					
31-04900-000	11-02900-000	91-09900-000	52-05266-000	72-08900-000	55-50907-000					
31-04901-000	11-02901-000	91-09911-000	51-35631-000	71-08901-000						
31-04901-000	11-02901-000	91-09911-000	51-65648-000			31-M0052-000			32-R3049-000	
31-04902-000	11-02902-000	91-39527-000	51-05924-000	71-08902-000		31-M0052-000			32-R3049-000	
31-04902-000	11-02902-000	91-39527-000	52-05924-000	72-08902-000	55-50702-000	31-M0172-000			32-R3186-000	
31-04902-000	11-02902-000	91-39527-000	52-05924-000	72-08902-000	55-50702-000	31-M0172-000			32-R3186-000	
31-04905-000	11-02905-000	91-09905-000	51-05210-000	71-08905-000		31-M0172-000			32-R3186-000	
31-04905-000	11-02905-000	91-09905-000	52-05210-000	72-08905-000	55-50806-000					
31-04905-000	11-02905-000	91-09905-000	51-05211-000	71-07133-000						
31-04905-000	11-02905-000	91-09905-000	52-05211-000	72-07133-000	55-50806-000					
31-04905-000	11-02905-000	91-09905-000	52-05210-000	72-08905-000	55-50806-000					
31-04905-000	11-02905-000	91-09905-000	52-05211-000	72-07133-000	55-50806-000					
31-04906-000	11-02906-000	91-09905-000	51-05210-000	71-08912-000						
31-04906-000	11-02906-000	91-09905-000	52-05210-000	72-08912-000	55-50806-000					
31-04906-000	11-02906-000	91-09905-000	51-05215-000	71-08906-000						
31-04906-000	11-02906-000	91-09905-000	52-05215-000	72-08906-000	55-50807-000					
31-04906-000	11-02906-000	91-09905-000	52-05210-000	72-08912-000	55-50806-000					
31-04906-000	11-02906-000	91-09905-000	52-05215-000	72-08906-000	55-50807-000					
31-04911-000	11-02911-000	91-09911-000	51-35631-000	71-08911-000						
31-04911-000	11-02911-000	91-09911-000	51-65648-000							
31-04912-000	11-02912-000	91-09912-000	51-65735-000							
31-04913-000	11-02913-000	91-09913-000	51-05913-000	71-08913-000						
31-04913-000	11-02913-000	91-09913-000	52-05913-000	72-08913-000	55-50704-000					
31-04913-000	11-02913-000	91-09913-000	51-05973-000	71-08929-000						
31-04913-000	11-02913-000	91-09913-000	52-05913-000	72-08913-000	55-50704-000					
31-04914-000	11-02914-000	91-09914-000	51-05911-000	71-08914-000						
31-04914-000	11-02914-000	91-09914-000	52-05911-000	72-08914-000	55-50704-000					
31-04914-000	11-02914-000	91-09914-000	51-05913-000	71-07145-000						
31-04914-000	11-02914-000	91-09914-000	52-05913-000	72-07145-000	55-50704-000					
31-04914-000	11-02914-000	91-09914-000	51-05971-000	71-08930-000						
31-04914-000	11-02914-000	91-09914-000	51-05973-000	71-08931-000						
31-04914-000	11-02914-000	91-09914-000	52-05911-000	72-08914-000	55-50704-000					
31-04914-000	11-02914-000	91-09914-000	52-05913-000	72-07145-000	55-50704-000					
31-04915-000	11-02915-000	91-09077-000	51-06068-000	71-08018-000						
31-04915-000	11-02915-000	91-09077-000	51-06077-000	71-08915-000						
31-04915-000	11-02915-000	91-09077-000	51-06078-000	71-07061-000						
31-04915-000	11-02915-000	91-09077-000	52-06068-000	72-08018-000	55-50617-000					
31-04915-000	11-02915-000	91-09077-000	52-06077-000	72-08915-000	55-50607-000					

Product Indexes

Piston+Ring Reference No	Piston Reference No	Ring Reference No	Cylinder Liner Reference No	Kit Reference No	O-Ring Reference No	Main Bearing	Trust Washer	Rod Bushing	Conrod Bearing	Camshaft Bushings
31-04915-000	11-02915-000	91-09077-000	52-06078-000	72-07061-000	55-50617-000					
31-04918-000	11-02918-000	91-09003-000	51-05922-000	71-07924-000						
31-04918-000	11-02918-000	91-09003-000	52-05922-000	72-07924-000	55-50705-000				32-R3188-000	
31-04918-000	11-02918-000	91-09003-000	51-05933-000	71-07926-000					32-R3188-000	
31-04918-000	11-02918-000	91-09003-000	52-05933-000	72-07926-000	55-50706-000				32-R3188-000	
31-04918-000	11-02918-000	91-09003-000	52-05922-000	72-07924-000	55-50705-000				32-R3188-000	
31-04918-000	11-02918-000	91-09003-000	52-05933-000	72-07926-000	55-50706-000				32-R3188-000	
31-04919-000	11-02919-000	91-09650-000	51-05618-000	71-07029-000					32-R3188-000	
31-04919-000	11-02919-000	91-09650-000	52-05618-000	72-07029-000	55-50509-000					
31-04919-000	11-02919-000	91-09650-000	51-05619-000	71-07043-000						
31-04919-000	11-02919-000	91-09650-000	52-05619-000	72-07043-000	55-50509-000					
31-04919-000	11-02919-000	91-09650-000	51-05650-000	71-08919-000						
31-04919-000	11-02919-000	91-09650-000	52-05650-000	72-08919-000	55-50507-000					
31-04919-000	11-02919-000	91-09650-000	51-05652-000	71-07147-000						
31-04919-000	11-02919-000	91-09650-000	52-05652-000	72-07147-000	55-50507-000					
31-04919-000	11-02919-000	91-09650-000	51-05733-000	71-08780-000						
31-04919-000	11-02919-000	91-09650-000	52-05618-000	72-07029-000	55-50509-000					
31-04919-000	11-02919-000	91-09650-000	52-05619-000	72-07043-000	55-50509-000					
31-04919-000	11-02919-000	91-09650-000	52-05650-000	72-08919-000	55-50507-000					
31-04919-000	11-02919-000	91-09650-000	52-05652-000	72-07147-000	55-50507-000					
31-04919-000	11-02919-000	91-09650-000								
31-04919-000	11-02919-000	91-09704-000	51-05652-000	71-07631-000						
31-04919-000	11-02919-000	91-09704-000	52-05652-000	72-07631-000	55-50507-000					
31-04919-000	11-02919-000	91-09704-000	52-05652-000	72-07631-000	55-50507-000					
31-04920-000	11-02920-000	91-09942-000	51-05943-000	71-08920-000						
31-04920-000	11-02920-000	91-09942-000	51-05944-000	71-07056-000						
31-04926-000	11-02926-000	91-09926-000								
31-04930-000	11-02930-000	91-09407-000	51-65407-000							
31-04930-000	11-02930-000	91-09407-000	51-65456-000							
31-04932-000	11-02932-000	91-09932-000	51-35418-000	71-08932-000						
31-04932-000	11-02932-000	91-09932-000	51-35447-000	71-08933-000						
31-04932-000	11-02932-000	91-09932-000	51-65419-000							
31-04932-000	11-02932-000	91-09932-000								
31-04933-000	11-02933-000	91-09933-000								
31-04935-000	11-02935-000	91-09935-000	51-05415-000	71-08928-000						
31-04936-000	11-02936-000	91-09316-000	51-05226-000	71-08948-000						
31-04936-000	11-02936-000	91-09316-000	52-05226-000	72-08948-000	55-50802-000					
31-04936-000	11-02936-000	91-09316-000	52-05226-000	72-08948-000	55-50802-000					
31-04938-000	11-02938-000	91-09941-000	51-35323-000	71-08938-000						
31-04939-000	11-02939-000	91-09321-000	51-05210-000	71-08946-000						
31-04939-000	11-02939-000	91-09321-000	52-05210-000	72-08946-000	55-50806-000					
31-04939-000	11-02939-000	91-09321-000	51-05214-000	71-08937-000						
31-04939-000	11-02939-000	91-09321-000	52-05214-000	72-08937-000	55-50802-000					
31-04939-000	11-02939-000	91-09321-000	51-05215-000	71-08939-000						
31-04939-000	11-02939-000	91-09321-000	52-05215-000	72-08939-000	55-50807-000					
31-04939-000	11-02939-000	91-09321-000	52-05210-000	72-08946-000	55-50806-000					
31-04939-000	11-02939-000	91-09321-000	52-05215-000	72-08939-000	55-50807-000					
31-04941-000	11-02941-000	91-09941-000	51-35323-000	71-08941-000						
31-04942-000	11-02942-000	91-09321-000	51-05214-000	71-08945-000						
31-04942-000	11-02942-000	91-09321-000	52-05214-000	72-08945-000	55-50802-000					
31-04942-000	11-02942-000	91-09321-000	51-05215-000	71-08942-000						
31-04942-000	11-02942-000	91-09321-000	52-05215-000	72-08942-000	55-50807-000					
31-04942-000	11-02942-000	91-09321-000	52-05214-000	72-08945-000	55-50802-000					
31-04942-000	11-02942-000	91-09321-000	52-05215-000	72-08942-000	55-50807-000					
31-04943-000	11-02943-000	91-09321-000	51-05214-000	71-07127-000						
31-04943-000	11-02943-000	91-09321-000	52-05214-000	72-07127-000	55-50802-000					
31-04943-000	11-02943-000	91-09321-000	51-05215-000	71-08943-000						
31-04943-000	11-02943-000	91-09321-000	52-05215-000	72-08943-000	55-50807-000					
31-04943-000	11-02943-000	91-09321-000	51-05216-000	71-08943-000						
31-04943-000	11-02943-000	91-09321-000	52-05216-000	72-08943-000	55-50803-000					
31-04943-000	11-02943-000	91-09321-000	52-05214-000	72-07127-000	55-50802-000					
31-04943-000	11-02943-000	91-09321-000	52-05215-000	72-08943-000	55-50807-000					
31-04943-000	11-02943-000	91-09321-000	52-05216-000	72-08943-000	55-50803-000					

Product Indexes

Piston+Ring Reference No	Piston Reference No	Ring Reference No	Cylinder Liner Reference No	Kit Reference No	O-Ring Reference No	Main Bearing	Trust Washer	Rod Bushing	Conrod Bearing	Camshaft Bushings
31-04944-000	11-02944-000	91-09941-000	51-35323-000	71-08944-000						
31-04945-000	11-02945-000	91-09440-000	51-65436-000							
31-04945-000	11-02945-000	91-09440-000	51-65437-000							
31-04946-000	11-02946-000	91-09440-000	51-65436-000							
31-04946-000	11-02946-000	91-09440-000	51-65437-000							
31-04947-000	11-02947-000	91-09440-000	51-65436-000							
31-04947-000	11-02947-000	91-09440-000	51-65437-000							
31-04958-000	11-02958-000	91-09768-000								
31-04959-000	11-02959-000	91-09769-000								
31-04961-000	11-02961-000	91-09467-000								
31-04962-000	11-02962-000	91-09771-000								
31-04963-000	11-02963-000	91-09771-000								
31-04964-000	11-02964-000	91-09771-000								
31-04969-000	11-02969-000	91-09365-000								
31-04970-000	11-02970-000	91-09064-000								
31-04985-000	11-02985-000	91-09503-000	51-05510-000	71-08985-000						
31-04986-000	11-02986-000	91-09503-000	51-05509-000	71-08504-000						
31-04987-000	11-02987-000	91-09508-000	51-05564-000	71-08505-000						




Download on the
Mac App Store

GET IT ON
Google Play

 **TecAlliance**
Data Supplier





Sales & Marketing
Satış & Pazarlama

Yıldız Posta Cd. Vefa Bey Sk. No:9
Yeşil Apt. A Blok Kat:5 Daire 10/11
Beşiktaş - İstanbul / Türkiye
Tel : +90 212 267 06 13
Fax : +90 212 267 05 74

www.yenmak.com.tr

4449665
YENMAK



Head Office & Logistics
Genel Merkez & Lojistik



Piston & Piston Pin Production Facility
Piston & Pim Fabrikası



Cylinder Liner Production Facility
Motor G mleđi Fabrikası

