

# BREMSSCHEIBE

BRAKE DISCS



# WIE MAN DIESEN KATALOG VERWENDEN

## HOW TO USE THIS CATALOGUE

Hersteller Manufacturer	Modellreihe Model series	kW/PS kW/HP	Modelljahr Model year	Scheibe typ Disc type	Vorderachse Front axle	Artikelkriterien Additional information	Hinterachse Rear axle	Artikelkriterien Additional information
ALFA ROMEO	145 [930]							
1.4 i.e.		66/90	07/94->12/96	SOL	BS-5010		SOL	BS-5007
1.4 i.e. 16V T.S.		76/103	12/96->01/01	VEN	BS-5008		SOL	BS-5007
1.6 i.e.		76/103	10/94->12/96	SOL	BS-5010	MD CLASSIC LINE	SOL	BS-5007
1.6 i.e. 16V T.S.		88/120	12/96->01/01				SOL	BS-5007
1.7 i.e. 16V		95/129	10/94->12/96	SOL	BS-5010		SOL	BS-5007
1.8 i.e. 16V		106/144	03/98->01/01				SOL	BS-5007 03/99->
1.8 i.e. 16V T.S.		103/140	12/96->12/98				SOL	BS-5007

**Typ**  
Type

**Artikelnummer**  
Item number

**Artikelnummer**  
Item number

### Achtung
















Die Original-Nummern sind nur zum Vergleich angegeben.  
Teilweise oder volle Vervielfältigung der Daten aus diesem Katalog ist nur mit der Genehmigung des Unternehmens Zekkert GmbH möglich.  
Alle Angaben im Katalog wurden sorgfältig überprüft, aber das Unternehmen haftet für die Richtigkeit der Daten nicht.

### Important

All original numbers are given for comparison reasons only.  
Partial or total copying of this catalogue is possible only after Zekkert GmbH official approval.  
All data in this catalogue has been carefully checked, however, we do not take responsibility for data accuracy.

## SYMBOLS / SYMBOLS

### AUFBAUART/ MODEL

	Stufenheck Sedan		Cabriolet Cabrio		Minivan / Minibus Minivan / Minibus
	Kombi Wagon		Geländewagen Off road		Pritsche / Fahrgeste Flatbed / Chassis
	Schrägheck Hatchback		Pickup Pickup		Großraumlimousine MPV
	Coupé Coupe		Kastenwagen Panel van		Kleintransporter Light truck
	Liftback Liftback		Lieferwagen Delivery van		Pritschenwagen Platform truck

	D	GB
<b>+ ...</b>	mit	with
<b>- ...</b>	ohne	without
<b>3rd seating row</b>	3. Sitzreihe	3rd seating row
<b>ABS</b>	Antiblockier-system	anti-lock brake system
<b>AC</b>	Klimaanlage	air conditioner
<b>ambulances</b>	Krankenwagen	ambulances
<b>AMG SP</b>	AMG-Sportpaket	AMG sports package
<b>armoured vc</b>	gepanzerte Fahrzeuge	armoured vehicles
<b>ASR</b>	Antriebs-schlupf-regelung	anti slip regulation
<b>AT</b>	Automatikgetriebe	automatic transmission
<b>AT with man. shift</b>	Automatikgetriebe mit manueller Schaltgasse	auom. transmission with manual shift
<b>-&gt; axle # ...</b>	Bis Achsnummer	Axle number to
<b>axle # ...</b>	Achsnummer	Axle Number
<b>axle # ... -&gt;</b>	Ab Achsnummer	Axle number from
<b>brake assist</b>	Bremsassistent	brake assist
<b>centre wheelbase</b>	Mittlerer Radstand	Centre Wheelbase
<b>-&gt;ch. ...</b>	Bis Fahrgestellnummer	to chassis number
<b>ch. ...-&gt;</b>	Ab Fahrgestellnummer	from chassis number
<b>ch.# ...</b>	Fahrgestellnummer	Chassis number
<b>cruise control</b>	Tempomat	cruise control
<b>disc brakes rear axle</b>	Mit Scheibenbremse an der Hinterachse	disc brakes on the rear axle
<b>DR ...</b>	Türenanzahl	number of doors
<b>driving school cars</b>	Fahrschulwagen	driving school cars
<b>drum brakes rear axle</b>	Mit Trommelbremse an der Hinterachse	drum brakes on the rear axle
<b>dual tyres</b>	Doppelbereifung	dual tyres
<b>EDS</b>	EDS	EDS
<b>elec. handbrake</b>	elektronische Feststellbremse	electric handbrake
<b>engine ...</b>	Motornummer	engine code
<b>ESP</b>	elektronische Stabilitätsprogramm	electronic stability program
<b>ETS</b>	ETS	ETS
<b>exc. eng.</b>	Nicht für Motorcode	except engine code
<b>extended base</b>	verlängerten Radstand	extended wheelbase
<b>for ...</b>	für	for
<b>not for ...</b>	nicht für	not for
<b>four wheel steering</b>	Vierradlenkung	four wheel steering
<b>gov.vc</b>	Behördenfahrzeuge	government vehicles
<b>H/D</b>	verstärktem Fahrwerk	heavy duty suspension
<b>headlamp cleaning sys.</b>	Scheinwerferreinigungsanlage	headlamp cleaning system
<b>height adjust.</b>	Höhenverstellung	height adjustment

	D	GB
<b>height. clear.</b>	erhöhter Bodenfreiheit	heightened clearance
<b>height-adjust. susp.</b>	höhenverstellbares Fahrwerk	height-adjustable suspension
<b>incr. payload</b>	erhöhte Nutzlast	increased payload
<b>increased axle load</b>	erhöhte Achslast	increased axle load
<b>ind. equipment ID ...</b>	Individualausstattungs-ID	individual equipment ID
<b>LHD</b>	Linkslenker	left-hand drive vehicles
<b>light alloy rims</b>	Leichtmetallfelgen	light alloy rims
<b>long base</b>	Langer Radstand	long wheel base
<b>made in ...</b>	hergestellt in	made in
<b>max GW...</b>	Zul. Gesamtgewicht (kg)	max. gross vehicle weight (kg)
<b>max load ... kg</b>	Maximale Last (kg)	max. load (kg)
<b>MD: ...</b>	Baumuster	model
<b>MM/YY-&gt;</b>	Ab Baujahr	from construction year
<b>-&gt;MM/YY</b>	Bis Baujahr	to construction year
<b>model year ...</b>	Modelljahr	model year
<b>MT</b>	Schaltgetriebe	manual transmission
<b>Ø wheel ... in</b>	Raddurchmesser (Zoll)	wheel diameter (in)
<b>OE ...</b>	OE-Nummer	OE number
<b>only with ...</b>	Nur in Verbindung mit	only in connection with
<b>-&gt;orga.# ...</b>	bis Organisationsnummer	to organiz. number
<b>orga.#-&gt;</b>	Ab Organisationsnummer	from organiz. number
<b>panorama sunroof</b>	Panorama-Sonnendach	panorama sunroof
<b>-&gt; payload ... kg</b>	Bis Nutzlast (kg)	to payload (kg)
<b>payload ... kg</b>	Nutzlast (kg)	payload (kg)
<b>payload ... kg -&gt;</b>	Ab Nutzlast (kg)	Payload from (kg)
<b>pickup</b>	Pick-up	Pickup
<b>POC ...</b>	POC	POC
<b>police vc</b>	Polizeifahrzeuge	police vehicles
<b>PR ...</b>	PR-Nummer	PR number
<b>-&gt;prod.#...</b>	Bis Produktionsnummer	to prod. number
<b>quick start sys.</b>	Schnellstartanlage	quick start system
<b>rec. add. repairs wheel bearing</b>	Empfohlene Reparatur-erweiterung Radlager	Recommended additional repairs wheel bearing
<b>reinforced brakes</b>	verstärkter Bremse	reinforced brakes
<b>RH...</b>	Felge Lochzahl	rim hole number
<b>RHD</b>	Rechtslenker	right-hand drive vehicles
<b>SA code ...</b>	SA Code	SA code
<b>semi-auto.</b>	Halbautomatik	Semi-automatic
<b>short base</b>	Kurzer Radstand	short wheel base
<b>shortened base</b>	verkürzten Radstand	shortened wheelbase
<b>single tyres</b>	Einfachbereifung	single tyres

	D	GB
<b>spec. ...</b>	Spezifikation	Specification
<b>special purpose vc</b>	Sonderfahrzeuge	special purpose vehicles
<b>sport pack.</b>	Sportpaket	sports package
<b>sport susp.</b>	Sportfahrwerk	sports suspension
<b>start-stop</b>	Start-Stopp-Funktion	start-stop function
<b>steel rims</b>	Stahlfelgen	steel rims
<b>stone chip protection</b>	Steinschlagschutz	stone chip protection
<b>taxis</b>	Taxifahrzeuge	taxis
<b>TC</b>	TC	TC
<b>ver. ...</b>	Version	Version
<b>-&gt; VET # ...</b>	Bis VET-Nummer	VET Number to
<b>wheel base ... mm</b>	Radstand (mm)	wheel base length (mm)
<b>wheel hub Ø ... mm</b>	Radnabendurchmesser (mm)	Wheel Hub Diameter (mm)
<b>-&gt; wheelbase ... mm</b>	Radstand bis (mm)	Wheelbase to (mm)
<b>wheelbase ... mm -&gt;</b>	Radstand von (mm)	Wheelbase from (mm)
<b>AR</b>	Argentinien	Argentina
<b>AU</b>	Australien	Australia
<b>AUT</b>	Österreich	Austria
<b>BEN</b>	Benelux	Benelux
<b>CH</b>	China	China
<b>CHE</b>	Schweiz	Switzerland
<b>CR</b>	Tschechische Republik	Czech Republic
<b>DE</b>	Deutschland	Germany
<b>DK</b>	Dänemark	Denmark
<b>EU</b>	Europa	Europe
<b>FN</b>	Finland	Finland
<b>FR</b>	Frankreich	France
<b>GR</b>	Griechenland	Greece
<b>HU</b>	Ungarn	Hungary
<b>IT</b>	Italien	Italy
<b>JP</b>	Japan	Japan
<b>NO</b>	Norwegen	Norway
<b>PL</b>	Polen	Poland
<b>POR</b>	Portugal	Portugal
<b>RU</b>	Russland	Russia
<b>SC</b>	Skandinavien	Scandinavia
<b>SE</b>	Schweden	Sweden
<b>SP</b>	Spanien	Spain
<b>TR</b>	Türkei	Turkey
<b>UK</b>	Großbritannien	United Kingdom
<b>USA</b>	USA	USA

# INHALT/CONTENTS

ACURA	5
ALFA ROMEO	5
ALPINA	10
AUDI	10
BMW	75
BUICK	94
CADILLAC	94
CHERY	95
CHEVROLET	96
CHRYSLER	102
CITROEN	105
DACIA	131
DAEWOO	137
DAIHATSU	140
DODGE	141
FIAT	143
FORD	168
FORD USA	212
GEELY	212
GREAT WALL	213
HONDA	213
HUMMER	222
HYUNDAI	222
INFINITI	237
ISUZU	239
IVECO	240
JAGUAR	249
JEEP	251
KIA	255
LADA	263
LANCIA	267
LAND ROVER	272
LDV	276
LEXUS	276
LIFAN	279
MAZDA	279
MERCEDES-BENZ	290
MINI	346
MITSUBISHI	349
MOSKVICH	362
NISSAN	362
OPEL	378
PEUGEOT	432
PORSCHE	463
RENAULT	465
ROVER	495
SAAB	499
SEAT	508
SKODA	533
SMART	554
SSANGYONG	556

SUBARU	558
SUZUKI	564
TOYOTA	569
VAUXHALL	596
VOLVO	596
VW	621
Umschlüsselungsliste / Cross list	709



kW/HP



Type



Type



## ACURA

## INTEGRA Coupe

1.5	63/85	01/85->12/90			SOL	BS-5754	10/89->
1.6	74/100	01/85->12/90			SOL	BS-5754	10/89->
1.6 i	88/120	01/85->12/90			SOL	BS-5754	10/89->

## INTEGRA Hatchback

1.5	63/85	01/85->12/90			SOL	BS-5754	10/89->
1.6	74/100	01/85->12/90			SOL	BS-5754	10/89->
1.6 i	88/120	01/85->12/90			SOL	BS-5754	10/89->

## INTEGRA Saloon

1.5	63/85	01/85->12/90			SOL	BS-5754	10/89->
1.6	74/100	01/85->12/90			SOL	BS-5754	10/89->
1.6 i	88/120	01/85->12/90			SOL	BS-5754	10/89->

## LEGEND

2.0	107/145	01/88->08/91			SOL	BS-5709	10/88->
2.0 Turbo	140/190	01/88->08/91			SOL	BS-5709	10/88->

## LEGEND Coupe

2.7	130/177	01/87->08/91			SOL	BS-5709	->12/90
-----	---------	--------------	--	--	-----	---------	---------

## LEGEND II

3.2	151/205	08/91->08/96			SOL	BS-5709	->12/95
-----	---------	--------------	--	--	-----	---------	---------

## LEGEND II Coupe

3.2	151/205	08/91->08/96			SOL	BS-5709	->12/95
-----	---------	--------------	--	--	-----	---------	---------

## LEGEND III

3.5	151/205	08/96->			SOL	BS-5709	
-----	---------	---------	--	--	-----	---------	--










## MDX (YD2)









3.7 AWD	220/299	10/06->	VEN	BS-5461			
3.7 AWD	227/309	10/06->	VEN	BS-5461			

## ALFA ROMEO








## 145 (930)

1.4 i.e.	66/90	07/94->12/96	SOL	BS-5010	MD CLASSIC LINE	SOL	BS-5007	
						DRUM	BS-5573	-> VET # 3102206
1.4 i.e. 16V T.S.	76/103	12/96->01/01	VEN	BS-5008		SOL	BS-5007	
1.6 16V T.S.	82/112	09/97->12/00	VEN	BS-5008		SOL	BS-5007	
1.6 i.e.	76/103	10/94->12/96	SOL	BS-5010	MD CLASSIC LINE	SOL	BS-5007	
						DRUM	BS-5573	-> VET # 3102206
1.6 i.e. 16V T.S.	88/120	12/96->01/01	VEN	BS-5008		SOL	BS-5007	
1.7 i.e. 16V	95/129	10/94->12/96	SOL	BS-5010		SOL	BS-5007	
1.8 i.e. 16V	106/144	03/98->01/01				SOL	BS-5007	03/99->
1.8 i.e. 16V T.S.	103/140	12/96->12/98				SOL	BS-5007	

	kW/HP		Type			Type		
1.9 JTD	77/105	02/99->01/01	VEN	BS-5008		SOL	BS-5007	
1.9 TD	66/90	10/94->02/99	VEN	BS-5008	01/97->	SOL	BS-5007	
			SOL	BS-5010	->12/96	DRUM	BS-5573	-> VET # 3102206
2.0 16V Quadrifoglio	114/155	03/98->01/01				SOL	BS-5007	03/99->
2.0 16V T.S.	110/150	10/95->01/01				SOL	BS-5007	10/96->; ->02/99
<b>146 [930]</b> 								
1.4 i.e.	66/90	12/94->12/96	SOL	BS-5010	MD CLASSIC LINE	SOL	BS-5007	
						DRUM	BS-5573	-> VET # 78081
1.4 i.e. 16V T.S.	76/103	11/96->01/01	VEN	BS-5008		SOL	BS-5007	
1.6 16V T.S.	82/112	09/97->12/00	VEN	BS-5008		SOL	BS-5007	
1.6 i.e.	76/103	12/94->12/96	SOL	BS-5010	MD CLASSIC LINE	SOL	BS-5007	
						DRUM	BS-5573	-> VET # 78081
1.6 i.e. 16V T.S.	88/120	11/96->01/01	VEN	BS-5008		SOL	BS-5007	
1.7 i.e. 16V	95/129	12/94->12/96	VEN	BS-5008		SOL	BS-5007	
						DRUM	BS-5573	05/95->; - ABS
1.8 i.e. 16V T.S.	106/144	03/98->01/01				SOL	BS-5007	03/99->
1.8 i.e. 16V T.S.	103/140	11/96->01/01				SOL	BS-5007	->02/99
1.9 JTD	77/105	02/99->01/01	VEN	BS-5008		SOL	BS-5007	
1.9 TD	66/90	12/94->02/99	VEN	BS-5008	01/97->	SOL	BS-5007	
			SOL	BS-5010	->12/96; MD CLASSIC LINE	DRUM	BS-5573	-> VET # 78081
2.0 16V Quadrifoglio	114/155	03/98->01/01				SOL	BS-5007	03/99->
2.0 16V T.S.	110/150	10/95->01/01				SOL	BS-5007	->09/96
<b>147 [937]</b> 								
1.6 16V T.SPARK (937AXB1A)	88/120	01/01->03/10	VEN	BS-5014		SOL	BS-5012	
1.6 16V T.SPARK ECO (937AXA1A)	77/105	01/01->03/10	VEN	BS-5014		SOL	BS-5012	
1.9 JTD	74/101	06/03->03/10	VEN	BS-5014		SOL	BS-5012	
1.9 JTD (937AXD1A)	85/115	04/01->03/10	VEN	BS-5014		SOL	BS-5012	
1.9 JTD 16V	93/126	09/03->09/04	VEN	BS-5014		SOL	BS-5012	
1.9 JTD 16V	100/136	10/04->03/10	VEN	BS-5014		SOL	BS-5012	
1.9 JTD 16V	103/140	11/02->03/10	VEN	BS-5014	->05/05	SOL	BS-5012	->05/05
1.9 JTDM	85/115	10/04->03/10	VEN	BS-5014		SOL	BS-5012	
1.9 JTDM 16V	110/150	09/04->03/10	VEN	BS-5014		SOL	BS-5012	
1.9 JTDM 8V	88/120	07/05->03/10	VEN	BS-5014		SOL	BS-5012	
2.0 16V T.SPARK (937AXC1_)	110/150	01/01->03/10	VEN	BS-5014		SOL	BS-5012	
<b>155 [167]</b> 								
1.6 16V T.S.	88/120	05/96->12/97	VEN	BS-5008				
1.7 T.S.	83/113	04/93->04/96	VEN	BS-5008	->05/95			
1.7 T.S. (167.A4D, 167.A4H)	85/115	04/93->04/96	VEN	BS-5008		SOL	BS-5007	->03/95
1.7 T.S. 16V	103/140	05/96->12/97	VEN	BS-5008				

	<b>kW/HP</b>		<b>Type</b>			<b>Type</b>		
1.8 T.S.	77/105	02/92->12/97	VEN	BS-5008	->03/95			
1.8 T.S.	95/129	02/92->06/93	VEN	BS-5008		SOL	BS-5007	
1.8 T.S. Sport [167.A4A, 167.A4C, 167.A4E]	93/127	01/92->12/96	VEN	BS-5008	->04/96	SOL	BS-5007	->03/95
1.9 TD [167.A3]	66/90	04/93->12/97	SOL	BS-5010		SOL	BS-5007	->05/95
2.0 16V Turbo Q4	140/190	01/92->12/97	VEN	BS-5011	->05/95	SOL	BS-5007	->05/95
2.0 16V Turbo Q4 [167.A2B, 167.A2C, 167.A2E]	137/186	01/92->12/97	VEN	BS-5011	->05/95	SOL	BS-5007	->05/95
2.0 T.S. [167.A2]	106/144	02/92->04/93	VEN	BS-5008		SOL	BS-5007	
2.0 T.S. [167.A2A]	104/141	02/92->02/95	VEN	BS-5008		SOL	BS-5007	
2.5 TD [167.A1A]	92/125	04/93->12/97	VEN	BS-5011		SOL	BS-5007	->05/95
2.5 V6 [167.A1]	121/165	02/92->09/96				SOL	BS-5007	->05/95
2.5 V6 [167.A1C, 167.A1E]	120/163	10/92->12/97	VEN	BS-5011	06/95->			
<b>156 [932]</b> 								
1.6 16V T.SPARK	82/112	09/97->09/05				SOL	BS-5012	->07/01
1.6 16V T.SPARK [932A4]	88/120	09/97->09/05	VEN	BS-5014	03/01->	SOL	BS-5012	
1.8 16V T.SPARK [932A3]	106/144	09/97->10/00				SOL	BS-5012	
1.8 16V T.SPARK [932A31_]	103/140	10/00->09/05	VEN	BS-5014		SOL	BS-5012	
1.9 JTD	110/150	07/04->09/05	VEN	BS-5014		SOL	BS-5012	
1.9 JTD	100/136	11/02->11/04	VEN	BS-5014				
1.9 JTD	93/126	11/03->09/05	VEN	BS-5014				
1.9 JTD [932A2B, 932A2C]	85/115	05/01->09/05	VEN	BS-5014	11/01->			
1.9 JTD [932A2B_]	81/110	10/00->05/01	VEN	BS-5014		SOL	BS-5012	
1.9 JTD [932B2]	77/105	09/97->10/00				SOL	BS-5012	
1.9 JTD 16V	103/140	11/02->09/05	VEN	BS-5014	->11/04			
2.0 16V T.SPARK [932A2]	114/155	09/97->10/00	VEN	BS-5014	->04/00	SOL	BS-5012	->04/00
2.0 16V T.SPARK [932A21_]	110/150	10/00->03/02	VEN	BS-5014	AT with man. shift	SOL	BS-5012	AT with man. shift
2.0 JTS	119/162	11/97->09/05	VEN	BS-5014				
2.0 JTS [932AXA]	122/166	03/02->09/05	VEN	BS-5014				
2.4 JTD	120/163	06/03->09/05	VEN	BS-5014				
2.4 JTD	129/175	10/03->09/05	VEN	BS-5014				
2.4 JTD [932A1B_]	103/140	10/00->09/05	VEN	BS-5014	->06/02	SOL	BS-5012	->06/02
2.4 JTD [932AXC]	110/150	03/02->09/05	VEN	BS-5014	->05/03			
2.4 JTD [932B1]	100/136	09/97->09/03	VEN	BS-5014		SOL	BS-5012	
2.5 V6 24V [932A1]	140/190	09/97->12/01	VEN	BS-5014	->04/00	SOL	BS-5012	->04/00
2.5 V6 24V [932A11_]	141/192	10/00->09/05	VEN	BS-5014	->05/04	SOL	BS-5012	->05/04
<b>156 Sportwagon [932]</b> 								
1.6 16V T.SPARK	82/112	01/00->09/05				SOL	BS-5012	->07/01
1.6 16V T.SPARK. [932A4]	88/120	05/00->05/06	VEN	BS-5014	03/01->	SOL	BS-5012	->07/01
1.8 16V T.SPARK [932A3]	106/144	05/00->10/00				SOL	BS-5012	



	<b>kW/HP</b>		<b>Type</b>			<b>Type</b>		
1.8 16V T.SPARK (932B31_)	103/140	10/00->05/06	VEN	BS-5014	03/01->	SOL	BS-5012	
1.9 JTD	110/150	03/05->05/06	VEN	BS-5014				
1.9 JTD	100/136	11/02->11/04	VEN	BS-5014				
1.9 JTD	93/126	11/03->05/06	VEN	BS-5014				
1.9 JTD (932B2)	77/105	05/00->10/00				SOL	BS-5012	
1.9 JTD (932B2B, 932B2C)	85/115	05/01->05/06	VEN	BS-5014				
1.9 JTD (932B2B_)	81/110	10/00->05/01	VEN	BS-5014	03/01->	SOL	BS-5012	
1.9 JTD 16V	103/140	11/02->05/06	VEN	BS-5014	->11/04			
1.9 JTD 16V Q4	110/150	07/04->05/06	VEN	BS-5014		SOL	BS-5012	
2.0 16V T.SPARK (932A2)	114/155	05/00->06/02	VEN	BS-5014		SOL	BS-5012	
2.0 16V T.SPARK (932B21_)	110/150	10/00->03/02	VEN	BS-5014		SOL	BS-5012	->07/01
2.0 JTS	119/162	03/02->05/06	VEN	BS-5014				
2.0 JTS (932BXA)	122/166	03/02->05/06	VEN	BS-5014				
2.4 JTD	120/163	06/03->05/06	VEN	BS-5014				
2.4 JTD	129/175	10/03->05/06	VEN	BS-5014				
2.4 JTD (932B1)	100/136	05/00->09/03	VEN	BS-5014		SOL	BS-5012	
2.4 JTD (932B1B_)	103/140	10/00->05/06	VEN	BS-5014	->06/02	SOL	BS-5012	->07/01
2.4 JTD (932BXC)	110/150	03/02->05/06	VEN	BS-5014	->05/03			
2.5 V6 24V (932A1)	140/190	05/00->08/03	VEN	BS-5014		SOL	BS-5012	
2.5 V6 24V (932B11_)	141/192	10/00->05/06	VEN	BS-5014	->05/04	SOL	BS-5012	->07/01
<b>164 (164)</b> 								
2.0	102/138	06/87->09/98				SOL	BS-5013	->10/92
2.0 T.S. (164.A2C, 164.A2L)	105/143	06/87->09/92				SOL	BS-5012	
2.0 T.S. (164.A2H)	109/148	06/87->12/90				SOL	BS-5012	
						SOL	BS-5013	
2.0 T.S. (164.H3)	106/144	09/92->09/98				SOL	BS-5013	
2.0 Turbo	128/174	10/87->09/98	VEN	BS-5014	02/88-> ->10/92	SOL	BS-5012	02/88-> ->10/92
2.0 V6 Turbo (164.A2G, 164.A2F)	150/204	03/91->09/92	VEN	BS-5014		SOL	BS-5012	
2.0 V6 Turbo (164.K3)	148/201	09/92->09/98	VEN	BS-5014	->02/95	SOL	BS-5012	
2.5 TD (164.A1A)	84/114	06/87->09/92	VEN	BS-5014	02/88->	SOL	BS-5012	02/88->
2.5 TD (164.K2A, 164.K2B)	92/125	09/92->09/98				SOL	BS-5012	
2.5 V6	120/163	09/92->09/98	VEN	BS-5014	->10/92	SOL	BS-5012	
3.0 24V (164.K1)	155/211	09/92->09/98				SOL	BS-5012	
3.0 24V Q4 (164.K1M, 164.K1C)	170/231	02/94->09/98				SOL	BS-5012	
3.0 24V QV (164.H1)	171/233	09/92->09/98				SOL	BS-5012	
3.0 i.e. QV (164.AG)	147/200	09/90->09/92	VEN	BS-5014		SOL	BS-5012	
3.0 V6 (164.A)	141/192	06/87->09/92	VEN	BS-5014	11/87->	SOL	BS-5012	11/87->
3.0 V6 (164.AD, 164.AH, 164.AB)	135/184	06/87->09/92	VEN	BS-5014	11/87->	SOL	BS-5012	11/87->

	kW/HP		Type			Type		
3.0 V6 (164.H1A, 164.H1B, 164.K1P)	132/180	09/92->09/98				SOL	BS-5012	
<b>33 (905) </b>								
1.7	95/129	01/86->12/89				SOL	BS-5007	
1.7	87/118	01/86->12/89				SOL	BS-5007	
1.7 i.e. (905.A3D)	77/105	09/88->12/89				SOL	BS-5007	
1.7 QV (905.A3)	84/114	03/88->12/89				SOL	BS-5007	
1.8 TD	54/73	01/86->06/90				SOL	BS-5007	
<b>33 (907A) </b>								
1.4 i.e. (907.A3A, 907.A3B)	65/88	06/91->09/94				SOL	BS-5007	
1.4 i.e. (907.A3A, 907.A3B)	66/90	06/91->09/94				SOL	BS-5007	+ ABS
1.5	77/105	01/90->04/93				SOL	BS-5007	
1.5 i.e	71/97	01/90->09/94				SOL	BS-5007	07/90->; + ABS
1.5 i.e. (907A2A)	74/101	07/90->08/91				SOL	BS-5007	+ ABS
1.7 i.e. (907.A1A)	79/107	01/90->09/94				SOL	BS-5007	07/90->; + ABS
1.7 i.e. (907.A1A)	77/105	04/92->09/94				SOL	BS-5007	+ ABS
<b>33 Sportwagon (905A) </b>								
1.7	87/118	03/88->12/89				SOL	BS-5007	
1.7 i.e.	77/105	09/88->12/89				SOL	BS-5007	
1.7 i.e. 4x4	77/105	09/88->12/89				SOL	BS-5007	
<b>33 Sportwagon (907B) </b>								
1.4 i.e.	65/88	06/91->09/94				SOL	BS-5007	+ ABS
1.4 i.e.	66/90	06/91->09/94				SOL	BS-5007	+ ABS
1.5 i.e	71/97	01/90->09/94				SOL	BS-5007	07/90->; + ABS
1.7 i.e. (907.B1A)	79/107	01/90->03/92				SOL	BS-5007	07/90->; + ABS
1.7 i.e. (907.B1A)	77/105	04/92->09/94				SOL	BS-5007	+ ABS
<b>ALFASUD (901) </b>								
1.2 (901.D5)	44/60	03/80->09/84				SOL	BS-5007	
<b>AR 6 Box (280) </b>								
1.9 D	51/69	04/85->12/89				DRUM	BS-5097	
2.4 D	53/72	04/85->02/86				DRUM	BS-5097	
2.4 TD	68/92	09/86->12/89				DRUM	BS-5097	
2.5 D	55/75	03/86->12/89				DRUM	BS-5097	
<b>AR 6 Bus (280) </b>								
1.9 D	51/69	04/85->12/89				DRUM	BS-5097	
<b>GT (937) </b>								
1.8 TS	103/140	11/03->09/10	VEN	BS-5014	03/04->			
1.9 JTD	125/170	05/08->09/10	VEN	BS-5014				
1.9 JTD	110/150	11/03->09/10	VEN	BS-5014				
2.0 JTS	121/165	11/03->09/10	VEN	BS-5014				
2.0 JTS	119/162	12/06->09/10	VEN	BS-5014	->ch.3286797; ch.3286798->			



kW/HP



Type



Type



## GTV (916C\_)

2.0 V6 Turbo (916.C2A) 148/202 06/95-&gt;09/98 VEN BS-5014

## MITO (955)

0.9 74/101 12/13-&gt; VEN BS-5086

0.9 TwinAir 77/105 04/13-&gt; VEN BS-5086 for light alloy rims; MD 420

0.9 TwinAir 63/86 07/11-&gt; VEN BS-5086

1.4 57/78 03/11-&gt; VEN BS-5086

1.4 57/78 03/11-&gt; VEN BS-5086

1.4 51/69 05/11-&gt; VEN BS-5086

1.4 70/95 09/08-&gt; VEN BS-5086

1.4 MultiAir 77/105 08/10-&gt; VEN BS-5086

1.4 Turbo MultiAir 120/163 10/09-&gt; VEN BS-5086 - sport pack.

## SPIDER (916\_, 916S\_)

2.0 V6 Turbo (916S2A) 148/202 05/98-&gt;04/05 VEN BS-5014 -&gt;10/01

3.0 V6 (916S1) 141/192 06/95-&gt;04/05 VEN BS-5014 -&gt;08/01

## ALPINA

## B10 (E39)

4.6 V8 255/347 10/98-&gt;09/02 VEN BS-5210

4.6 V8 250/340 12/96-&gt;10/98 VEN BS-5210

4.8 V8 276/375 01/02-&gt;05/04 VEN BS-5210

## B10 Estate (E39)

4.6 V8 250/340 01/97-&gt;10/98 VEN BS-5210

4.6 V8 255/347 10/98-&gt;09/02 VEN BS-5210

4.8 V8 276/375 01/02-&gt;05/04 VEN BS-5210

## AUDI

## 100 (43, C2)

1.6 63/85 08/76-&gt;07/82 SOL BS-5071

1.9 74/100 08/80-&gt;07/82 SOL BS-5071

2.0 85/115 06/76-&gt;08/78 SOL BS-5071

2.0 D 51/70 08/78-&gt;07/82 SOL BS-5071

2.1 100/136 03/77-&gt;07/82 VEN BS-5077 SOL BS-5076 + ABS

DRUM BS-5452

2.1 85/115 10/77-&gt;07/82 SOL BS-5071 08/79-&gt; DRUM BS-5452 -&gt;07/79








VEN BS-5077 -&gt;07/79










## 100 (44, 44Q, C3)









1.8 65/88 02/86-&gt;07/88 SOL BS-5071 SOL BS-5076










SOL BS-5071 SOL BS-5076







1.8 55/75 08/82-&gt;12/87 VEN BS-5077 DRUM BS-5452

	<b>kW/HP</b>		<b>Type</b>			<b>Type</b>			
1.8	66/90	08/83->07/89	SOL	BS-5071		SOL	BS-5076		
						DRUM	BS-5452	->12/87	
1.8 CAT	66/90	03/85->11/90	SOL	BS-5071		SOL	BS-5076		
						DRUM	BS-5452	->12/87	
1.8 quattro	65/88	08/86->07/90	VEN	BS-5077					
1.8 quattro	66/90	10/84->07/88	VEN	BS-5077					
1.8 quattro CAT	66/90	08/85->11/90	VEN	BS-5077					
1.9	74/100	08/82->07/84	SOL	BS-5071		SOL	BS-5076		
						DRUM	BS-5452		
2.0	85/115	08/84->12/87	VEN	BS-5077		DRUM	BS-5452	08/86->; - ABS	
2.0	83/113	08/86->11/87	VEN	BS-5077		SOL	BS-5076		
						DRUM	BS-5452		
2.0 CAT	85/115	01/88->11/90	VEN	BS-5077		DRUM	BS-5452	- ABS	
2.0 D	51/70	08/82->07/88	SOL	BS-5071		SOL	BS-5076		
			VEN	BS-5077		DRUM	BS-5452	->12/87	
2.0 D Turbo	74/100	03/88->11/90	VEN	BS-5077					
2.0 D Turbo	64/87	08/82->02/88	SOL	BS-5071	->07/84	SOL	BS-5076		
			VEN	BS-5077	08/84->	DRUM	BS-5452	->07/84	
2.1	100/136	08/82->07/84	VEN	BS-5077		SOL	BS-5076		
2.2	79/107	08/82->07/84	VEN	BS-5077		SOL	BS-5076		
2.2	96/130	08/82->07/84	VEN	BS-5077		SOL	BS-5076		
2.2	101/137	08/84->12/88	VEN	BS-5077	Ø wheel 14` in	SOL	BS-5076	->12/87; Ø wheel 14` in	
2.2	85/115	10/84->09/86	VEN	BS-5077		SOL	BS-5076		
						DRUM	BS-5452		
2.2 CAT	101/137	06/89->11/90	VEN	BS-5077	Ø wheel 14` in				
2.2 E quattro	88/120	08/85->07/86	VEN	BS-5077					
2.2 E Turbo quattro	121/165	08/86->11/90	VEN	BS-5077					
2.2 quattro	101/137	08/84->12/88	VEN	BS-5077					
2.2 quattro CAT	101/137	06/89->11/90	VEN	BS-5077					
2.3 E	98/133	01/90->11/90	SOL	BS-5078		SOL	BS-5080		
2.3 E	100/136	10/86->11/90	VEN	BS-5077	01/88->; Ø wheel 14` in				
2.3 E quattro	100/136	08/86->11/90	VEN	BS-5077					
2.3 quattro	98/133	01/90->11/90	VEN	BS-5077					
2.4 D	60/82	08/89->07/91	VEN	BS-5077					
<b>100 (4A, C4) </b>									
2.0	74/100	12/90->06/94	SOL	BS-5078	08/91->; + ABS	SOL	BS-5080	08/92->; + ABS	
2.0 E	85/115	12/90->06/94	SOL	BS-5078	08/91->; + ABS	SOL	BS-5080	08/92->; + ABS	
2.0 E 16V	103/140	01/92->06/94	SOL	BS-5078		SOL	BS-5080		








	kW/HP		Type			Type		
2.0 E quattro	85/115	12/90->07/92	SOL	BS-5078		SOL	BS-5080	
2.3 E	98/134	12/90->06/94	SOL	BS-5078		SOL	BS-5080	
2.3 E quattro	98/134	12/90->06/94	SOL	BS-5078		SOL	BS-5080	
2.4 D	60/82	12/90->06/94	SOL	BS-5078		SOL	BS-5080	08/93->
2.5 TDI	85/115	12/90->06/94	SOL	BS-5078		SOL	BS-5080	
2.6	110/150	03/92->06/94	VEN	BS-5083	08/92->	SOL	BS-5080	08/92->
2.6	102/139	07/93->06/94	VEN	BS-5083		SOL	BS-5080	
2.6 quattro	110/150	04/92->06/94	VEN	BS-5083	08/92->	SOL	BS-5080	08/92->
2.8 E	128/174	12/90->06/94	VEN	BS-5083	08/91->; + ABS	SOL	BS-5080	08/91->; + ABS
2.8 E quattro	128/174	12/90->06/94	VEN	BS-5083	08/91->	SOL	BS-5080	08/91->
S4 Turbo quattro	169/230	08/91->06/94				SOL	BS-5080	
<b>100 [C1] </b>								
1.6	63/85	01/75->07/76	SOL	BS-5068				
1.8	63/85	09/71->07/74	SOL	BS-5068				
1.8	74/100	10/70->07/76	SOL	BS-5068				
<b>100 Avant [43, C2] </b>								
1.6	63/85	07/77->02/83	SOL	BS-5071	08/78->; ->07/81			
1.9	74/100	08/80->07/82	SOL	BS-5071				
2.0	85/115	08/77->07/80	SOL	BS-5071	->07/78			
2.0 D	51/70	08/78->02/83	SOL	BS-5071	->07/82			
2.1	85/115	07/77->02/83	SOL	BS-5071	08/79->; ->07/82			
			VEN	BS-5077	->07/79	DRUM	BS-5452	->07/79
2.1	100/136	07/77->02/83	VEN	BS-5077		SOL	BS-5076	+ ABS
						DRUM	BS-5452	->07/82
<b>100 Avant [44, 44Q, C3] </b>								
1.8	65/88	02/86->07/90	VEN	BS-5077		SOL	BS-5076	
1.8	55/75	08/82->12/87	VEN	BS-5077		SOL	BS-5076	
						DRUM	BS-5452	
1.8	66/90	08/83->07/89	VEN	BS-5077		SOL	BS-5076	
						DRUM	BS-5452	->12/87
1.8 CAT	66/90	03/85->11/90	VEN	BS-5077		SOL	BS-5076	
						DRUM	BS-5452	->12/87
1.8 quattro	65/88	08/86->07/90	VEN	BS-5077				
1.8 quattro	66/90	10/84->07/88	VEN	BS-5077				
1.8 quattro CAT	66/90	08/85->10/90	VEN	BS-5077				
1.9	74/100	02/83->07/84	VEN	BS-5077		SOL	BS-5076	
						DRUM	BS-5452	->07/83
2.0	83/113	09/86->11/87	VEN	BS-5077		SOL	BS-5076	










	kw/HP		Type			Type			
2.0 D	51/70	03/83->11/90	SOL	BS-5071	->07/84	SOL	BS-5076		
			VEN	BS-5077	08/84->	DRUM	BS-5452	->12/87	
2.0 E	85/115	01/85->12/87	VEN	BS-5077		SOL	BS-5076		
2.0 E CAT	85/115	01/88->11/90	VEN	BS-5077					
2.0 TD	64/87	03/83->10/87	SOL	BS-5071	->07/84	SOL	BS-5076		
			VEN	BS-5077	08/84->	DRUM	BS-5452	->07/84	
2.0 TD	74/100	03/88->11/90	VEN	BS-5077					
2.1	100/136	08/82->07/84	VEN	BS-5077		SOL	BS-5076		
2.2	101/137	08/84->12/88	VEN	BS-5077	Ø wheel 14` in	SOL	BS-5076	->12/87; Ø wheel 14` in	
2.2	85/115	10/84->09/86	VEN	BS-5077		SOL	BS-5076		
						DRUM	BS-5452		
2.2 CAT	101/137	06/89->11/90	VEN	BS-5077	Ø wheel 14` in				
2.2 E quattro	88/120	08/85->07/86	VEN	BS-5077					
2.2 quattro	101/137	08/84->12/88	VEN	BS-5077					
2.2 quattro CAT	101/137	06/89->11/90	VEN	BS-5077					
2.2 Turbo quattro	121/165	08/86->11/90	VEN	BS-5077					
2.3	98/133	03/90->11/90	SOL	BS-5078		SOL	BS-5080		
2.3	100/136	08/86->11/90	VEN	BS-5077	Ø wheel 14` in	SOL	BS-5076	->12/87	
2.3 E quattro	100/136	08/86->11/90	VEN	BS-5077					
2.3 quattro	98/133	01/90->11/90	SOL	BS-5078		SOL	BS-5080		
2.4 D	60/82	08/89->11/90	VEN	BS-5077					
<b>100 Avant (4A, C4) </b>									
2.0 E	74/100	09/91->06/94	SOL	BS-5078	+ ABS	SOL	BS-5080	08/92->; + ABS	
2.0 E	85/115	09/91->06/94	SOL	BS-5078	+ ABS	SOL	BS-5080	08/92->; + ABS	
2.0 E 16V	103/140	07/92->06/94	SOL	BS-5078		SOL	BS-5080		
2.0 E quattro	85/115	12/90->07/92	SOL	BS-5078		SOL	BS-5080	08/91->	
2.3 E	98/133	09/91->06/94	SOL	BS-5078		SOL	BS-5080		
2.3 E quattro	98/134	09/91->06/94	SOL	BS-5078		SOL	BS-5080		
2.4 D	60/82	12/90->06/94	SOL	BS-5078	+ ABS	SOL	BS-5080	08/93->; + ABS	
2.5 TDI	85/115	12/90->06/94	SOL	BS-5078	08/91->	SOL	BS-5080	08/91->	
2.6	110/150	03/92->06/94	VEN	BS-5083	08/92->	SOL	BS-5080	08/92->	
2.6	102/139	07/93->06/94	VEN	BS-5083		SOL	BS-5080		
2.6 quattro	110/150	07/92->06/94	VEN	BS-5083		SOL	BS-5080		
2.8 E	128/174	09/91->06/94	VEN	BS-5083	+ ABS	SOL	BS-5080	+ ABS	
2.8 E quattro	128/174	09/91->06/94	VEN	BS-5083					
<b>50 (86) </b>									
1.1	37/50	08/74->07/78				DRUM	BS-5416	not for SE	
1.1	44/60	08/74->07/77				DRUM	BS-5416	not for SE	

	kW/HP		Type			Type			
1.3	44/60	08/77->07/78				DRUM	BS-5416	not for SE	
<b>80 (80, 82, B1) </b>									
1.3	40/55	05/72->07/78	SOL	BS-5068		DRUM	BS-5416		
1.3	44/60	05/72->07/78	SOL	BS-5068		DRUM	BS-5416		
1.5	55/75	05/72->08/75	SOL	BS-5068		DRUM	BS-5416		
1.5	63/85	05/72->07/76	SOL	BS-5068		DRUM	BS-5416		
1.6	55/75	09/75->07/78	SOL	BS-5068	MT	DRUM	BS-5416	MT	
			SOL	BS-5069	AT				
1.6	63/85	09/75->07/78	SOL	BS-5068	MT	DRUM	BS-5416	MT	
			SOL	BS-5069	AT				
1.6 GT	74/100	09/73->07/76	VEN	BS-5070					
1.6 GTE	81/110	01/76->07/78	VEN	BS-5070	08/76->; MT				
<b>80 (81, 85, B2) </b>									
1.3	40/55	09/78->07/81	SOL	BS-5068		DRUM	BS-5416		
1.3	44/60	09/78->07/86	SOL	BS-5069	08/81->	DRUM	BS-5416	08/81->	
1.3	44/60	09/78->07/81	SOL	BS-5068		DRUM	BS-5416		
1.6	54/73	02/86->07/86	SOL	BS-5069					
1.6	55/75	08/78->07/86	SOL	BS-5069	08/81->	DRUM	BS-5416	08/81->; ->05/84; MT	
1.6	63/85	08/78->02/83	SOL	BS-5069	MT	DRUM	BS-5416	MT	
1.6	55/75	08/78->07/86	SOL	BS-5069	->05/84; AT	DRUM	BS-5416	->05/84; MT	
1.6 D	40/54	08/80->08/86	SOL	BS-5069	AT	DRUM	BS-5416	MT	
1.6 GLE	81/110	08/78->07/82	SOL	BS-5069	08/81->	DRUM	BS-5416	09/79->; engine 813/814	
			VEN	BS-5070	->07/81; MT	DRUM	BS-5427	09/79->; engine 811/819	
1.6 TD	51/70	08/81->05/86	SOL	BS-5069	AT	DRUM	BS-5416	MT	
1.8	66/90	01/83->08/86	SOL	BS-5069	->05/84	DRUM	BS-5416	->05/84	
			VEN	BS-5070					
1.8	65/88	02/86->07/86	SOL	BS-5069					
1.8	68/93	08/83->08/86	SOL	BS-5069	->05/84	DRUM	BS-5416	MD 811	
			VEN	BS-5070	06/84->				
1.8 GTE	81/110	08/85->07/86	VEN	BS-5070					
1.8 GTE	82/112	10/84->08/86	VEN	BS-5070					
1.8 GTE quattro (85Q)	81/110	03/85->08/86	VEN	BS-5070					
1.9 CD-5S	85/115	09/81->07/83	SOL	BS-5069					
2.0	85/115	10/83->09/84	SOL	BS-5069	->05/84				
<b>80 (89, 89Q, 8A, B3) </b>									
1.4	48/65	08/86->07/88	SOL	BS-5071		DRUM	BS-5065		
			VEN	BS-5077		DRUM	BS-5516		

	kW/HP		Type			Type		
						SOL	BS-5076	
1.6	51/70	08/87->09/91	SOL	BS-5071		DRUM	BS-5065	
						DRUM	BS-5516	10/88-> ->07/89
1.6	75/102	08/90->10/91	VEN	BS-5077		SOL	BS-5076	
						DRUM	BS-5065	
1.6	55/75	09/86->08/91	SOL	BS-5071		SOL	BS-5076	
						DRUM	BS-5065	
						DRUM	BS-5516	10/88-> ->07/89
1.6 D	40/54	02/87->07/89	SOL	BS-5071	->09/88; MT	SOL	BS-5076	
						DRUM	BS-5065	->09/88; MT
						DRUM	BS-5516	10/88->
1.6 TD	59/80	09/86->08/91	SOL	BS-5071	AT; MT	SOL	BS-5076	
						DRUM	BS-5065	AT; MT
						DRUM	BS-5516	10/88-> ->07/89; MT
1.8	83/113	09/86->07/88	VEN	BS-5077		SOL	BS-5076	
1.8	55/75	10/86->01/90	SOL	BS-5071		SOL	BS-5076	
						DRUM	BS-5065	08/89->
						DRUM	BS-5516	->07/89
1.8 E	82/112	06/86->08/91	VEN	BS-5070	->08/86	SOL	BS-5076	
			VEN	BS-5077		DRUM	BS-5065	
1.8 E quattro	82/112	09/86->08/91	VEN	BS-5077				
1.8 quattro	83/113	09/86->08/90	VEN	BS-5077	->07/88			
1.8 S	65/88	08/86->01/90	SOL	BS-5071	10/88->	SOL	BS-5076	
						DRUM	BS-5065	08/89->
						DRUM	BS-5516	10/88-> ->07/89
1.8 S	66/90	09/86->10/91	SOL	BS-5071		SOL	BS-5076	
						DRUM	BS-5065	->09/88
						DRUM	BS-5516	10/88->
1.8 S quattro	65/88	09/86->07/90	SOL	BS-5071				
1.8 S quattro	66/90	09/86->09/91		SOL	BS-5071	->07/90		
				VEN	BS-5077			
1.9 D	50/68	08/89->08/91	SOL	BS-5071		SOL	BS-5076	
						DRUM	BS-5065	
2.0	82/112	10/90->08/91	VEN	BS-5077		SOL	BS-5076	
2.0 E	83/113	08/88->10/90	VEN	BS-5077		SOL	BS-5076	
2.0 E 16V	101/137	03/90->09/91	VEN	BS-5077	MD 8A2	SOL	BS-5076	
2.0 E 16V quattro	101/137	03/90->08/91	VEN	BS-5077				
2.0 E quattro	83/113	08/88->09/90	VEN	BS-5077				



	<b>kW/HP</b>		<b>Type</b>			<b>Type</b>		
2.0 quattro	82/112	08/88->07/90	VEN	BS-5077				
2.0 quattro	85/115	10/90->08/91	VEN	BS-5077				
<b>80 [8C, B4] </b>								
			VEN	BS-5082	08/93->; AT	SOL	BS-5076	AT
1.6	52/71	09/91->12/94	SOL	BS-5084	->07/92; + ABS			
			SOL	BS-5763	08/92->; MT	DRUM	BS-5452	->07/93
1.6 E	74/101	06/93->12/94	VEN	BS-5081		SOL	BS-5076	
			VEN	BS-5082		DRUM	BS-5452	
1.9 TD	55/75	09/91->12/94	VEN	BS-5082	08/92->; AT	SOL	BS-5076	AT
			SOL	BS-5084	->07/92; MT			
			SOL	BS-5763	08/92->; MT	DRUM	BS-5452	AT
1.9 TDI	66/90	09/91->12/94	VEN	BS-5082	08/92->; AT	SOL	BS-5076	AT; + ABS
			SOL	BS-5084	->07/92; + ABS			
			SOL	BS-5763	08/92->; MT	DRUM	BS-5452	- ABS
2.0	66/90	09/91->12/94	VEN	BS-5081		SOL	BS-5076	+ ABS
			VEN	BS-5082	08/92->; AT			
			SOL	BS-5084	->07/92; MT	DRUM	BS-5452	- ABS
			SOL	BS-5763	08/92->; MT			
2.0 E	85/115	09/91->12/94	VEN	BS-5081		SOL	BS-5076	
			VEN	BS-5082	08/92->			
2.0 E 16V	103/140	08/92->12/94	VEN	BS-5081		SOL	BS-5076	
			VEN	BS-5082				
2.0 E 16V	101/137	09/91->07/92	VEN	BS-5077		SOL	BS-5076	
			VEN	BS-5081				
2.0 E 16V quattro	103/140	04/92->12/94	VEN	BS-5081				
			VEN	BS-5082	08/92->			
2.0 E quattro	85/115	09/91->12/94	VEN	BS-5081				
			VEN	BS-5082	08/92->			
2.3 E	98/133	09/91->12/94	VEN	BS-5081		SOL	BS-5076	
			VEN	BS-5082	08/92->			
2.3 E quattro	98/133	09/91->12/94	VEN	BS-5081				
			VEN	BS-5082	08/92->			
2.6	110/150	07/92->12/94	VEN	BS-5082		SOL	BS-5076	
2.6 quattro	110/150	06/92->12/94	VEN	BS-5081				
			VEN	BS-5082				
2.8	128/174	09/91->12/94	VEN	BS-5082		SOL	BS-5076	
2.8 quattro	128/174	09/91->12/94	VEN	BS-5082				

	<b>kW/HP</b>		<b>Type</b>			<b>Type</b>		
<b>80 Avant (8C, B4)</b> 								
1.6 E	74/101	06/93->01/96	VEN	BS-5082	+ ABS	SOL	BS-5076	+ ABS
						DRUM	BS-5452	->07/93
1.9 TD	55/75	09/91->12/94	SOL	BS-5084	->ch.8CN300000	SOL	BS-5076	
			SOL	BS-5763	ch.8CP000001->	DRUM	BS-5065	
1.9 TDI	66/90	07/92->01/96	VEN	BS-5082	ch.8CN300001->	SOL	BS-5076	+ ABS
			SOL	BS-5084	->ch.8CN300000	DRUM	BS-5452	
			SOL	BS-5763	ch.8CN300001->			
2.0	66/90	07/92->01/96	VEN	BS-5082	AT	SOL	BS-5076	MT
			SOL	BS-5763	MT	DRUM	BS-5452	->07/93; MT
2.0 E	85/115	07/92->01/96	VEN	BS-5082		SOL	BS-5076	
2.0 E 16V	103/140	02/93->01/96	VEN	BS-5082		SOL	BS-5076	
2.0 E 16V quattro	103/140	12/92->07/95	VEN	BS-5082				
2.3 E	98/133	07/92->01/96	VEN	BS-5082	->12/94	SOL	BS-5076	->12/94
2.3 E quattro	98/133	09/91->11/94	VEN	BS-5081	->07/92			
			VEN	BS-5082	08/92->; ->07/94			
2.6	110/150	07/92->01/96	VEN	BS-5082		SOL	BS-5076	
2.6 quattro	110/150	07/92->07/95	VEN	BS-5082				
2.8	128/174	09/91->01/96	VEN	BS-5082		SOL	BS-5076	+ ABS
2.8 quattro	128/174	08/92->07/95	VEN	BS-5082				
<b>90 (81, 85, B2)</b> 								
2.0	83/113	03/86->03/87	VEN	BS-5070		DRUM	BS-5065	
2.0	85/115	10/84->03/87				DRUM	BS-5065	
2.2	85/115	01/85->03/87				DRUM	BS-5065	
2.2	100/136	10/84->03/87				SOL	BS-5076	
<b>90 (89, 89Q, 8A, B3)</b> 								
1.6 TD	59/80	04/87->09/91	SOL	BS-5071		DRUM	BS-5065	
						DRUM	BS-5516	10/88->; ->07/89
2.0	85/115	07/88->09/91	VEN	BS-5077		SOL	BS-5076	
2.0 20 V	118/160	08/89->07/91	VEN	BS-5077		SOL	BS-5076	
2.0 20 V quattro	118/160	08/88->09/91	VEN	BS-5077				
2.2 E	100/136	04/87->07/91	VEN	BS-5077		SOL	BS-5076	
2.2 E quattro	100/136	04/87->09/91	VEN	BS-5077				
2.3 E	100/136	04/87->07/91	VEN	BS-5077		SOL	BS-5076	
2.3 E	98/133	04/87->09/91	VEN	BS-5077		SOL	BS-5076	
2.3 E 20V	123/167	04/90->07/91				SOL	BS-5076	
2.3 E 20V	125/170	08/88->07/91				SOL	BS-5076	
2.3 E quattro	100/136	04/87->07/91	VEN	BS-5077				
2.3 E quattro	98/133	04/87->09/91	VEN	BS-5077				



kW/HP



Type



Type
















## A1 [8X1, 8XK, 8XF]







1.0 TFSI	60/82	01/16->	VEN	BS-5030	PR 1ZC	SOL	BS-5032	PR 1KT
			VEN	BS-5031	PR 1ZG			
1.0 TFSI	70/95	03/15->	VEN	BS-5030	PR 1ZC	SOL	BS-5032	PR 1KT
			VEN	BS-5031	PR 1ZG			
1.2 TFSI	63/86	05/10->	VEN	BS-5030	PR 1ZC	SOL	BS-5032	PR 1KT
			VEN	BS-5031	PR 1ZG		BS-5116	PR 1KS
1.4 TDI	66/90	11/14->	VEN	BS-5030	PR 1ZC	SOL	BS-5032	PR 1KT
			VEN	BS-5031	PR 1ZG			
1.4 TFSI	136/185	01/11->	VEN	BS-5030	PR 1ZC	SOL	BS-5032	PR 1KT
			VEN	BS-5031	PR 1ZG		BS-5116	PR 1KS
1.4 TFSI	103/140	04/12->	VEN	BS-5016	PR 1LJ	SOL	BS-5032	PR 1KT
			VEN	BS-5030	PR 1ZC			
			VEN	BS-5031	PR 1ZG			
1.4 TFSI	90/122	05/10->	VEN	BS-5030	PR 1ZC	SOL	BS-5032	PR 1KT
			VEN	BS-5031	PR 1ZG		BS-5116	PR 1KS
1.4 TFSI	92/125	11/14->	VEN	BS-5030	PR 1ZC	SOL	BS-5032	PR 1KT
			VEN	BS-5031	PR 1ZG			
1.4 TFSI	110/150	11/14->	VEN	BS-5030	PR 1ZC	SOL	BS-5032	PR 1KT
			VEN	BS-5031	PR 1ZG			
1.6 TDI	66/90	03/11->	VEN	BS-5030	PR 1ZC	SOL	BS-5032	PR 1KT
			VEN	BS-5031	PR 1ZG		BS-5116	PR 1KS
1.6 TDI	77/105	05/10->	VEN	BS-5030	PR 1ZC	SOL	BS-5032	PR 1KT
			VEN	BS-5031	PR 1ZG		BS-5116	PR 1KS
1.6 TDI	85/115	11/14->	VEN	BS-5030	PR 1ZC	SOL	BS-5032	PR 1KT
			VEN	BS-5031	PR 1ZG			
1.8 TFSI	141/192	02/15->	VEN	BS-5030	PR 1ZC	SOL	BS-5032	PR 1KT
			VEN	BS-5031	PR 1ZG			
2.0 TDI	105/143	09/11->	VEN	BS-5030	PR 1ZC	SOL	BS-5032	PR 1KT
			VEN	BS-5031	PR 1ZG		BS-5116	PR 1KS
2.0 TFSI quattro	188/256	03/12->	VEN	BS-5016	PR 1LJ	SOL	BS-5032	PR 1KT
			VEN	BS-5030	PR 1ZC			
			VEN	BS-5031	PR 1ZG			
S1 quattro	170/231	03/14->	VEN	BS-5030	PR 1ZC			








## A1 Sportback [8XA, 8XF, 8XK]








1.0 TFSI	60/82	01/16->	VEN	BS-5030	PR 1ZC	SOL	BS-5032	PR 1KT
			VEN	BS-5031	PR 1ZG			

	kW/HP		Type			Type			
1.0 TFSI	70/95	03/15->	VEN	BS-5030	PR 1ZC	SOL	BS-5032	PR 1KT	
			VEN	BS-5031	PR 1ZG				
1.2 TFSI	63/86	01/12->	VEN	BS-5016	PR 1LJ	SOL	BS-5032	PR 1KT	
			VEN	BS-5030	PR 1ZC	SOL	BS-5116	PR 1KS	
			VEN	BS-5031	PR 1ZG				
1.4 TDI	66/90	11/14->	VEN	BS-5030	PR 1ZC	SOL	BS-5032	PR 1KT	
			VEN	BS-5031	PR 1ZG				
1.4 TFSI	103/140	04/12->	VEN	BS-5016	PR 1LJ	SOL	BS-5032	PR 1KT	
			VEN	BS-5030	PR 1ZC	SOL	BS-5116	PR 1KS	
			VEN	BS-5031	PR 1ZG				
1.4 TFSI	90/122	11/11->	VEN	BS-5016	PR 1LJ	SOL	BS-5032	PR 1KT	
			VEN	BS-5030	PR 1ZC	SOL	BS-5116	PR 1KS	
			VEN	BS-5031	PR 1ZG				
1.4 TFSI	136/185	11/11->	VEN	BS-5030		SOL	BS-5032		
1.4 TFSI	92/125	11/14->	VEN	BS-5030	PR 1ZC	SOL	BS-5032	PR 1KT	
			VEN	BS-5031	PR 1ZG				
1.4 TFSI	110/150	11/14->	VEN	BS-5030	PR 1ZC	SOL	BS-5032	PR 1KT	
			VEN	BS-5031	PR 1ZG				
1.6 TDI	66/90	11/11->	VEN	BS-5030	PR 1ZC	SOL	BS-5032	PR 1KT	
			VEN	BS-5031	PR 1ZG	SOL	BS-5116	PR 1KS	
1.6 TDI	77/105	11/11->	VEN	BS-5030	PR 1ZC	SOL	BS-5032	PR 1KT	
			VEN	BS-5031	PR 1ZG	SOL	BS-5116	PR 1KS	
1.6 TDI	85/115	11/14->	VEN	BS-5030	PR 1ZC	SOL	BS-5032	PR 1KT	
			VEN	BS-5031	PR 1ZG				
1.8 TFSI	141/192	02/15->	VEN	BS-5030	PR 1ZC	SOL	BS-5032	PR 1KT	
			VEN	BS-5031	PR 1ZG				
2.0 TDI	105/143	09/11->	VEN	BS-5016	PR 1LJ	SOL	BS-5032	PR 1KT	
			VEN	BS-5030	PR 1ZC	SOL	BS-5116	PR 1KS	
			VEN	BS-5031	PR 1ZG				
S1 quattro	170/231	03/14->	VEN	BS-5030	PR 1ZC				
<b>A2 [8Z0]</b> 									
1.2 TDI	45/61	03/01->08/05				DRUM	BS-5029	PR 1KB	
1.4	55/75	02/00->08/05	VEN	BS-5031		DRUM	BS-5029	PR 1KB	
1.4 TDI	55/75	02/00->08/05	VEN	BS-5031	PR T1Q; PR T0U; PR T94; PR T60	SOL	BS-5032	PR 1KD	
						DRUM	BS-5029	PR 1KB	
1.4 TDI	66/90	11/03->08/05	VEN	BS-5031		SOL	BS-5032	PR 1KD	
						DRUM	BS-5029	PR 1KB	
1.6 FSI	81/110	05/02->08/05	VEN	BS-5031		SOL	BS-5032	PR 1KD	

	<b>kW/HP</b>		<b>Type</b>			<b>Type</b>		
<b>A3 [8L1]</b> 								
1.6	75/102	08/00->05/03	VEN	BS-5031	PR 1LQ	SOL	BS-5032	PR 1KK
1.6	74/101	09/96->05/03	VEN	BS-5031	PR 1LQ	SOL	BS-5032	PR 1KK; PR 1KV
1.8	92/125	09/96->05/03	VEN	BS-5251	PR 1LS; PR 1ZP	SOL	BS-5032	PR 1KK; PR 1KV
1.8 T	110/150	12/96->05/03	VEN	BS-5030	PR 1LE; PR 1LN; PR 1ZD	SOL	BS-5032	PR 1KK; PR 1KV
1.8 T	132/180	12/98->05/03	VEN	BS-5030	PR 1LE; PR 1LN; PR 1ZD	SOL	BS-5032	PR 1KK; PR 1KV
1.8 T quattro	132/180	10/98->05/03	VEN	BS-5030	PR 1LE; PR 1LN; PR 1ZD			
1.8 T quattro	110/150	12/96->05/03	VEN	BS-5030	PR 1LE; PR 1LN; PR 1ZD			
1.9 TDI	96/130	08/00->05/03	VEN	BS-5030	PR 1LE; PR 1LN; PR 1ZD	SOL	BS-5032	PR 1KK; PR 1KV
			VEN	BS-5251				
1.9 TDI	81/110	08/97->07/01	VEN	BS-5251	PR 1LS; PR 1ZP	SOL	BS-5032	PR 1KK; PR 1KV
1.9 TDI	66/90	09/96->07/01	VEN	BS-5251	PR 1LS; PR 1ZP	SOL	BS-5032	PR 1KK; PR 1KV
1.9 TDI	74/100	10/00->05/03	VEN	BS-5251	PR 1LS; PR 1ZP	SOL	BS-5032	PR 1KK; PR 1KV
1.9 TDI quattro	96/130	08/00->05/03	VEN	BS-5030	PR 1LE; PR 1LN; PR 1ZD			
<b>A3 [8P1]</b> 								
1.2 TSI	77/105	04/10->08/12	VEN	BS-5016	PR 1ZD; PR 1LJ	SOL	BS-5044	PR 1X0; PR 1KD
			VEN	BS-5041	PR 1ZC; PR 1ZF; PR 1ZM	SOL	BS-5116	PR 1KS
			VEN	BS-5043	PR 1ZE; PR 1ZP	SOL	BS-5398	PR 1KZ; PR 1X0
1.4 TFSI	92/125	09/07->08/12	VEN	BS-5016	PR 1LJ; PR 1ZD	SOL	BS-5044	PR 1X0; PR 1KD
			VEN	BS-5041	PR 1ZC; PR 1ZM; PR 1ZF	SOL	BS-5116	PR 1KS
			VEN	BS-5043	PR 1ZE; PR 1ZP	SOL	BS-5398	PR 1KZ; PR 1X0
1.6	75/102	05/03->08/12	VEN	BS-5016	PR 1ZD; PR 1LJ	SOL	BS-5044	PR 1KD; PR 1X0; PR 1KQ
			VEN	BS-5041	PR 1ZM; PR 1ZC; PR 1ZF	SOL	BS-5116	PR 1KS
			VEN	BS-5043	PR 1ZE; PR 1ZP	SOL	BS-5398	PR 1KZ; PR 1X0
1.6 FSI	85/115	08/03->09/07	VEN	BS-5016	PR 1ZD; PR 1LJ	SOL	BS-5044	PR 1X0; PR 1KD
			VEN	BS-5041	PR 1ZF; PR 1ZM; PR 1ZC	SOL	BS-5116	PR 1KS
			VEN	BS-5043	PR 1ZE; PR 1ZP	SOL	BS-5398	PR 1KZ; PR 1X0
1.6 TDI	66/90	05/09->08/12	VEN	BS-5016	PR 1ZD; PR 1LJ	SOL	BS-5044	PR 1X0; PR 1KD
			VEN	BS-5041	PR 1ZC; PR 1ZF; PR 1ZM	SOL	BS-5116	PR 1KS
			VEN	BS-5043	PR 1ZE; PR 1ZP	SOL	BS-5398	PR 1KZ; PR 1X0
1.6 TDI	77/105	05/09->08/12	VEN	BS-5016	PR 1ZD; PR 1LJ	SOL	BS-5044	PR 1X0; PR 1KD
			VEN	BS-5041	PR 1ZC; PR 1ZF; PR 1ZM	SOL	BS-5116	PR 1KS
			VEN	BS-5043	PR 1ZE; PR 1ZP	SOL	BS-5398	PR 1KZ; PR 1X0
1.8 TFSI	118/160	11/06->08/12	VEN	BS-5016	PR 1ZD; PR 1LJ	SOL	BS-5042	PR 1KE; PR 1KF
			VEN	BS-5041	PR 1ZF; PR 1ZM	SOL	BS-5044	PR 1KD; PR 1X0
			VEN	BS-5043	PR 1ZE; PR 1ZP	SOL	BS-5116	PR 1KS
			VEN	BS-5043	PR 1ZE; PR 1ZP	SOL	BS-5398	PR 1KZ; PR 1X0

	<b>kW/HP</b>		<b>Type</b>			<b>Type</b>		
1.8 TFSI quattro	118/160	07/08->08/12	VEN	BS-5016	PR 1ZA/1ZD/1LJ	SOL	BS-5116	PR 1KS
			VEN	BS-5041	PR 1ZC; PR 1ZF; PR 1ZM	SOL	BS-5398	PR 1KJ
			VEN	BS-5043	PR 1ZE; PR 1ZP	SOL	BS-5044	PR 1X0; PR 1KD; PR 1KQ
1.9 TDI	77/105	05/03->05/10	VEN	BS-5041	PR 1ZC; PR 1ZF; PR 1ZM	SOL	BS-5116	PR 1KS
			VEN	BS-5043	PR 1ZE; PR 1ZP	SOL	BS-5398	PR 1X0; PR 1KZ
			VEN	BS-5016	PR 1ZD; PR 1LJ	SOL	BS-5044	PR 1X0; PR 1KD
2.0 FSI	110/150	05/03->06/08	VEN	BS-5041	PR 1ZF; PR 1ZM; PR 1ZC	SOL	BS-5116	PR 1KS
			VEN	BS-5043	PR 1ZE; PR 1ZP	SOL	BS-5398	PR 1KZ; PR 1X0
			VEN	BS-5016	PR 1ZD; PR 1LJ	SOL	BS-5044	PR 1X0; PR 1KD
2.0 TDI	125/170	03/06->08/12	VEN	BS-5041	PR 1ZC; PR 1ZF; PR 1ZM	SOL	BS-5116	PR 1KS
			VEN	BS-5043	PR 1ZE; PR 1ZP	SOL	BS-5398	PR 1KZ; PR 1X0
			VEN	BS-5016	PR 1ZD; PR 1LJ	SOL	BS-5044	PR 1X0; PR 1KD
2.0 TDI	100/136	05/03->08/12	VEN	BS-5041	PR 1ZC; PR 1ZF; PR 1ZM	SOL	BS-5116	PR 1KS
			VEN	BS-5043	PR 1ZE; PR 1ZP	SOL	BS-5398	PR 1KZ; PR 1X0
			VEN	BS-5016	PR 1ZD; PR 1LJ	SOL	BS-5044	PR 1X0; PR 1KD
2.0 TDI	103/140	06/05->06/08	VEN	BS-5041	PR 1ZC; PR 1ZF; PR 1ZM	SOL	BS-5116	PR 1KS
			VEN	BS-5043	PR 1ZE; PR 1ZP	SOL	BS-5398	PR 1KZ; PR 1X0
			VEN	BS-5016	PR 1ZD/1LJ	SOL	BS-5044	PR 1X0; PR 1KD
2.0 TDI	120/163	06/06->06/08	VEN	BS-5041	PR 1ZC/1ZF/1ZM	SOL	BS-5116	PR 1KS
			VEN	BS-5043	PR 1ZE/1ZP	SOL	BS-5398	PR 1X0; PR 1KZ
			VEN	BS-5016	PR 1ZD; PR 1LJ	SOL	BS-5044	PR 1X0; PR 1KD
2.0 TDI 16V	103/140	05/03->08/12	VEN	BS-5041	PR 1ZC; PR 1ZF; PR 1ZM	SOL	BS-5116	PR 1KS
			VEN	BS-5043	PR 1ZE; PR 1ZP	SOL	BS-5398	PR 1KZ; PR 1X0
			VEN	BS-5016	PR 1ZD; PR 1LJ	SOL	BS-5042	PR 1KF; PR 1X1
2.0 TDI 16V quattro	103/140	08/04->08/12	VEN	BS-5041	PR 1ZC; PR 1ZF; PR 1ZM	SOL	BS-5116	PR 1KS
			VEN	BS-5043	PR 1ZE; PR 1ZP	SOL	BS-5398	PR 1KJ; PR 1KU
			VEN	BS-5016	PR 1ZD; PR 1LJ	SOL	BS-5042	PR 1KF; PR 1X1
2.0 TDI quattro	103/140	01/06->06/08	VEN	BS-5041	PR 1ZC; PR 1ZF; PR 1ZM	SOL	BS-5398	PR 1KJ
			VEN	BS-5043	PR 1ZE; PR 1ZP	SOL	BS-5042	PR 1KF; PR 1X1
			VEN	BS-5016	PR 1ZD; PR 1LJ	SOL	BS-5042	PR 1KF; PR 1X1
2.0 TDI quattro	125/170	03/06->08/12	VEN	BS-5041	PR 1ZC; PR 1ZF; PR 1ZM	SOL	BS-5116	PR 1KS
			VEN	BS-5043	PR 1ZE; PR 1ZP	SOL	BS-5398	PR 1KJ; PR 1KU
			VEN	BS-5016	PR 1ZD; PR 1LJ	SOL	BS-5042	PR 1KF; PR 1X1
2.0 TDI quattro	100/136	05/03->06/08	VEN	BS-5016	08/04->	SOL	BS-5042	08/04->
			VEN	BS-5016	PR 1ZD; PR 1LJ	SOL	BS-5044	PR 1X0; PR 1KD
			VEN	BS-5041	PR 1ZC; PR 1ZF; PR 1ZM	SOL	BS-5116	PR 1KS
2.0 TFSI	147/200	09/04->08/12	VEN	BS-5041	PR 1ZC; PR 1ZF; PR 1ZM	SOL	BS-5116	PR 1KS
			VEN	BS-5043	PR 1ZE; PR 1ZP	SOL	BS-5398	PR 1KZ; PR 1X0

	kW/HP		Type			Type			
2.0 TFSI quattro	147/200	09/04->08/12	VEN	BS-5016	PR 1ZD; PR 1LJ	SOL	BS-5042	PR 1KF; PR 1X1	
			VEN	BS-5041	PR 1ZC; PR 1ZF; PR 1ZM	SOL	BS-5116	PR 1KS	
			VEN	BS-5043	PR 1ZE; PR 1ZP	SOL	BS-5398	PR 1KJ; PR 1KU	
3.2 V6 quattro	184/250	07/03->05/09	VEN	BS-5016	PR 1ZD; PR 1LJ	SOL	BS-5042	PR 1KF; PR 1X1	
			VEN	BS-5041	PR 1ZF; PR 1ZM; PR 1ZC	SOL	BS-5116	PR 1KS	
			VEN	BS-5043	PR 1ZE; PR 1ZP	SOL	BS-5398	PR 1KJ; PR 1KU	
S3 quattro	188/256	02/07->08/12	VEN	BS-5016	PR 1LJ/1ZA/1ZD	SOL	BS-5116	PR 1KS	
			VEN	BS-5041	PR 1ZC/1ZF/1ZM	SOL	BS-5398	PR 1KJ	
			VEN	BS-5043	PR 1ZE/1ZP	SOL	BS-5398	PR 1KJ	
S3 quattro	195/265	11/06->08/12	VEN	BS-5016	PR 1LJ/1ZA/1ZD	SOL	BS-5116	PR 1KS	
			VEN	BS-5041	PR 1ZC/1ZF/1ZM	SOL	BS-5398	PR 1KJ	
			VEN	BS-5043	PR 1ZE/1ZP	SOL	BS-5398	PR 1KJ	
<b>A3 [8V1] </b>									
1.2 TFSI	77/105	02/13->	VEN	BS-5016	PR 1ZA	SOL	BS-5116	PR 1KE	
			VEN	BS-5043	PR 1ZE	SOL	BS-5116	PR 1KE	
1.2 TFSI	81/110	05/14->	VEN	BS-5016	PR 1ZA/1ZD	SOL	BS-5116	PR 1KE	
			VEN	BS-5043	PR 1ZE/1ZP	SOL	BS-5116	PR 1KE	
1.4 TFSI	103/140	03/13->	VEN	BS-5016	PR 1ZA	SOL	BS-5116	PR 1KE	
			VEN	BS-5043	PR 1ZE	SOL	BS-5116	PR 1KE	
1.4 TFSI	90/122	04/12->	VEN	BS-5016	PR 1ZA	SOL	BS-5116	PR 1KE	
			VEN	BS-5043	PR 1ZE	SOL	BS-5116	PR 1KE	
1.4 TFSI	92/125	05/14->	VEN	BS-5016	PR 1ZA/1ZD	SOL	BS-5116	PR 1KE	
			VEN	BS-5043	PR 1ZE/1ZP	SOL	BS-5116	PR 1KE	
1.4 TFSI	110/150	05/14->	VEN	BS-5016	PR 1ZA/1ZD	SOL	BS-5116	PR 1KE	
			VEN	BS-5043	PR 1ZE/1ZP	SOL	BS-5116	PR 1KE	
1.6 TDI	81/110	09/13->	VEN	BS-5016	PR 1ZA/1ZD	SOL	BS-5116	PR 1KE	
			VEN	BS-5043	PR 1ZE/1ZP	SOL	BS-5116	PR 1KE	
1.6 TDI	77/105	10/12->	VEN	BS-5016	PR 1ZA	SOL	BS-5116	PR 1KE	
			VEN	BS-5043	PR 1ZE	SOL	BS-5116	PR 1KE	
1.8 TFSI	132/180	04/12->	VEN	BS-5016	PR 1ZA	SOL	BS-5116	PR 1KE	
			VEN	BS-5043	PR 1ZE	SOL	BS-5116	PR 1KE	
1.8 TFSI quattro	132/180	08/12->	VEN	BS-5016	PR 1ZA	SOL	BS-5116	PR 1KE	
			VEN	BS-5043	PR 1ZE	SOL	BS-5116	PR 1KE	
2.0 TDI	81/110	01/13->	VEN	BS-5016	PR 1ZA	SOL	BS-5116	PR 1KE	
			VEN	BS-5043	PR 1ZE	SOL	BS-5116	PR 1KE	
2.0 TDI	110/150	04/12->	VEN	BS-5016	PR 1ZA	SOL	BS-5116	PR 1KE	
			VEN	BS-5043	PR 1ZE	SOL	BS-5116	PR 1KE	

	kw/HP		Type			Type		
2.0 TDI	135/184	05/13->	VEN	BS-5016	PR 1ZA	SOL	BS-5116	PR 1KE
			VEN	BS-5043	PR 1ZE			
2.0 TDI	100/136	05/13->	VEN	BS-5016		SOL	BS-5116	PR 1KE
			VEN	BS-5043				
2.0 TDI	105/143	09/12->	VEN	BS-5016	PR 1ZA	SOL	BS-5116	PR 1KE
			VEN	BS-5043	PR 1ZE			
2.0 TDI quattro	110/150	10/12->	VEN	BS-5016	PR 1ZA	SOL	BS-5116	
			VEN	BS-5043	PR 1ZE			
2.0 TDI quattro	135/184	12/12->	VEN	BS-5016	PR 1ZA	SOL	BS-5116	PR 1KE
			VEN	BS-5043	PR 1ZE			
S3 quattro	221/300	11/12->				SOL	BS-5116	PR 1KE
<b>A3 Convertible (8P7) </b>								
1.2 TFSI	77/105	03/10->05/13	VEN	BS-5016	PR 1ZA/1ZD/1LJ	SOL	BS-5044	PR 1KD; PR 1X0
			VEN	BS-5041	PR 1ZF	SOL	BS-5116	PR 1KS
			VEN	BS-5043	PR 1ZE	SOL	BS-5398	PR 1KZ; PR 1X0
1.4 TFSI	92/125	02/11->05/13	VEN	BS-5016	PR 1LJ	SOL	BS-5044	PR 1KD; PR 1X0
			VEN	BS-5041	PR 1ZF	SOL	BS-5116	PR 1KS
			VEN	BS-5043	PR 1ZE	SOL	BS-5398	PR 1KZ; PR 1X0
1.6	75/102	09/08->05/10	VEN	BS-5016	PR 1LJ	SOL	BS-5044	PR 1KD; PR 1X0
			VEN	BS-5041	PR 1ZF	SOL	BS-5116	PR 1KS
			VEN	BS-5043	PR 1ZE	SOL	BS-5398	PR 1KZ; PR 1X0
1.6 TDI	77/105	05/09->05/13	VEN	BS-5016	PR 1LJ	SOL	BS-5044	PR 1KD; PR 1X0
			VEN	BS-5041	PR 1ZF	SOL	BS-5116	PR 1KS
			VEN	BS-5043	PR 1ZE	SOL	BS-5398	PR 1KZ; PR 1X0
1.8 TFSI	118/160	04/08->05/13	VEN	BS-5016	PR 1LJ	SOL	BS-5044	PR 1KD; PR 1X0
			VEN	BS-5041	PR 1ZF	SOL	BS-5116	PR 1KS
			VEN	BS-5043	PR 1ZE	SOL	BS-5398	PR 1KZ; PR 1X0
1.9 TDI	77/105	04/08->10/09	VEN	BS-5016	PR 1LJ; PR 1ZD	SOL	BS-5044	PR 1KD; PR 1X0
			VEN	BS-5041	PR 1ZF; PR 1ZM	SOL	BS-5116	PR 1KS
			VEN	BS-5043	PR 1ZE	SOL	BS-5398	PR 1KZ; PR 1X0
2.0 TDI	103/140	04/08->05/13	VEN	BS-5016	PR 1LJ	SOL	BS-5044	PR 1KD; PR 1X0
			VEN	BS-5041	PR 1ZF	SOL	BS-5116	PR 1KS
			VEN	BS-5043	PR 1ZE	SOL	BS-5398	PR 1KZ; PR 1X0
2.0 TFSI	147/200	04/08->05/13	VEN	BS-5016	PR 1LJ	SOL	BS-5044	PR 1KD; PR 1X0
			VEN	BS-5041	PR 1ZF	SOL	BS-5116	PR 1KS
			VEN	BS-5043	PR 1ZE	SOL	BS-5398	PR 1KZ; PR 1X0





kW/HP



Type



Type
















## A3 Convertible (8V7)








1.4 TFSI	92/125	02/14->	VEN	BS-5016	PR 1ZA; PR 1ZD	SOL	BS-5116	PR 1KE
			VEN	BS-5043	PR 1ZE; PR 1ZP			
1.4 TFSI	85/115	02/16->	VEN	BS-5016	PR 1ZA/1ZD	SOL	BS-5116	PR 1KE
			VEN	BS-5043	PR 1ZE/1ZP			
1.4 TFSI	110/150	05/14->	VEN	BS-5043	PR 1ZE	SOL	BS-5116	PR 1KE
1.4 TFSI	103/140	10/13->	VEN	BS-5016	PR 1ZA; PR 1ZD	SOL	BS-5116	PR 1KE
			VEN	BS-5043	PR 1ZE; PR 1ZP			
1.6 TDI	81/110	02/14->	VEN	BS-5016	PR 1ZA; PR 1ZD	SOL	BS-5116	PR 1KE
			VEN	BS-5043	PR 1ZE; PR 1ZP			
1.8 TFSI	125/170	05/14->	VEN	BS-5016	PR 1ZA; PR 1ZD	SOL	BS-5116	PR 1KE
			VEN	BS-5043	PR 1ZE			
1.8 TFSI	132/180	10/13->	VEN	BS-5016	PR 1ZA; PR 1ZD	SOL	BS-5116	PR 1KE
			VEN	BS-5043	PR 1ZE; PR 1ZP			
1.8 TFSI quattro	132/180	03/14->	VEN	BS-5016	PR 1ZA; PR 1ZD	SOL	BS-5116	PR 1KE
			VEN	BS-5043	PR 1ZE			
2.0 TDI	135/184	05/14->	VEN	BS-5016	PR 1ZA/1ZD	SOL	BS-5116	PR 1KE
			VEN	BS-5043	PR 1ZE/1ZP			
2.0 TDI	110/150	10/13->	VEN	BS-5016	PR 1ZA; PR 1ZD	SOL	BS-5116	PR 1KE
			VEN	BS-5043	PR 1ZE; PR 1ZP			
2.0 TDI	100/136	10/13->	VEN	BS-5016	05/14->; PR 1ZA; PR 1ZD	SOL	BS-5116	05/14->; PR 1KE
			VEN	BS-5043	05/14->; PR 1ZE			
2.0 TDI quattro	110/150	03/14->	VEN	BS-5016	PR 1ZA; PR 1ZD	SOL	BS-5116	PR 1KE
			VEN	BS-5043	PR 1ZE			
2.0 TDI quattro	135/184	05/14->	VEN	BS-5016	PR 1ZA/1ZD	SOL	BS-5116	PR 1KE
			VEN	BS-5043	PR 1ZE			








## A3 Limousine (8VS)







1.2 TFSI	81/110	05/14->	VEN	BS-5016	PR 1ZA; PR 1ZD	SOL	BS-5116	PR 1KE
			VEN	BS-5043	PR 1ZE			
1.2 TFSI	77/105	10/13->	VEN	BS-5016	PR 1ZA; PR 1ZD	SOL	BS-5116	PR 1KE
			VEN	BS-5043	PR 1ZE			
1.4 TFSI	103/140	05/13->	VEN	BS-5016	PR 1ZA; PR 1ZD	SOL	BS-5116	PR 1KE
			VEN	BS-5043	PR 1ZE; PR 1ZP			
1.4 TFSI	110/150	05/14->	VEN	BS-5016	PR 1ZA/1ZD	SOL	BS-5116	PR 1KE
			VEN	BS-5043	PR 1ZE/1ZP			
1.4 TFSI	90/122	09/13->	VEN	BS-5016	PR 1ZA/1ZD	SOL	BS-5116	PR 1KE
			VEN	BS-5043	PR 1ZE/1ZP			

	<b>kW/HP</b>		<b>Type</b>			<b>Type</b>		
1.4 TFSI	92/125	09/13->	VEN	BS-5016	PR 1ZA; PR 1ZD	SOL	BS-5116	PR 1KE
			VEN	BS-5043	PR 1ZE; PR 1ZP			
1.6 TDI	81/110	05/14->	VEN	BS-5016	PR 1ZA/1ZD	SOL	BS-5116	PR 1KE
			VEN	BS-5043	PR 1ZE/1ZP			
1.6 TDI	77/105	09/13->	VEN	BS-5016	PR 1ZA; PR 1ZD	SOL	BS-5116	PR 1KE
			VEN	BS-5043	PR 1ZE; PR 1ZP			
1.6 TDI quattro	81/110	05/15->	VEN	BS-5016	PR 1ZA	SOL	BS-5116	PR 1KE
			VEN	BS-5043	PR 1ZE			
1.8 TFSI	132/180	05/13->	VEN	BS-5016	PR 1ZA; PR 1ZD	SOL	BS-5116	PR 1KE
			VEN	BS-5043	PR 1ZE; PR 1ZP			
1.8 TFSI	125/170	11/13->	VEN	BS-5016	PR 1ZA; PR 1ZD	SOL	BS-5116	PR 1KE
			VEN	BS-5043	PR 1ZE			
1.8 TFSI quattro	132/180	11/13->	VEN	BS-5016	PR 1ZA; PR 1ZD	SOL	BS-5116	PR 1KE
			VEN	BS-5043	PR 1ZE; PR 1ZP			
2.0 TDI	81/110	05/13->	VEN	BS-5016		SOL	BS-5116	PR 1KE
			VEN	BS-5043				
2.0 TDI	110/150	05/13->	VEN	BS-5016	PR 1ZA; PR 1ZD	SOL	BS-5116	PR 1KE
			VEN	BS-5043	PR 1ZE; PR 1ZP			
2.0 TDI	135/184	05/14->	VEN	BS-5016	PR 1ZA; PR 1ZD	SOL	BS-5116	PR 1KE
			VEN	BS-5043	PR 1ZE; PR 1ZP			
2.0 TDI	100/136	09/13->	VEN	BS-5016	PR 1ZA; PR 1ZD	SOL	BS-5116	PR 1KE
			VEN	BS-5043	PR 1ZE; PR 1ZP			
2.0 TDI	105/143	10/13->	VEN	BS-5016	PR 1ZA; PR 1ZD	SOL	BS-5116	PR 1KE
			VEN	BS-5043	PR 1ZE; PR 1ZP			
2.0 TDI quattro	135/184	05/14->	VEN	BS-5016	PR 1ZA	SOL	BS-5116	PR 1KE
			VEN	BS-5043	PR 1ZE			
2.0 TDI quattro	110/150	10/13->	VEN	BS-5016	PR 1ZA/1ZD	SOL	BS-5116	PR 1KE
			VEN	BS-5043	PR 1ZE/1ZP			
<b>A3 Sportback (8PA)</b> 								
1.2 TSI	77/105	04/10->03/13	VEN	BS-5016	PR 1ZA/1ZD/1LJ	SOL	BS-5044	PR 1X0; PR 1KD
			VEN	BS-5041	PR 1ZF; PR 1ZM	SOL	BS-5116	PR 1KS
			VEN	BS-5043	PR 1ZE	SOL	BS-5398	PR 1KZ; PR 1X0
1.4 TFSI	92/125	09/07->03/13	VEN	BS-5016	PR 1LJ	SOL	BS-5044	PR 1KD; PR 1X0
			VEN	BS-5041	PR 1ZM; PR 1ZF	SOL	BS-5116	PR 1KS
			VEN	BS-5043	PR 1ZE	SOL	BS-5398	PR 1KZ; PR 1X0
1.6	75/102	09/04->03/13	VEN	BS-5016	PR 1ZD; PR 1LJ	SOL	BS-5044	PR 1X0; PR 1KD
			VEN	BS-5041	PR 1ZF; PR 1ZM; PR 1ZC	SOL	BS-5116	PR 1KS
			VEN	BS-5043	PR 1ZE; PR 1ZP	SOL	BS-5398	PR 1KZ; PR 1X0

	<b>kW/HP</b>		<b>Type</b>			<b>Type</b>		
1.6 FSI	85/115	09/04->09/07	VEN	BS-5016	PR 1ZD; PR 1LJ	SOL	BS-5044	PR 1X0; PR 1KD
			VEN	BS-5041	PR 1ZF; PR 1ZM; PR 1ZC	SOL	BS-5116	PR 1KS
			VEN	BS-5043	PR 1ZE; PR 1ZP	SOL	BS-5398	PR 1KZ; PR 1X0
1.6 TDI	66/90	05/09->03/13	VEN	BS-5016	PR 1ZD; PR 1LJ	SOL	BS-5044	PR 1X0; PR 1KD
			VEN	BS-5041	PR 1ZC; PR 1ZF; PR 1ZM	SOL	BS-5116	PR 1KS
			VEN	BS-5043	PR 1ZE; PR 1ZP	SOL	BS-5398	PR 1KZ; PR 1X0
1.6 TDI	77/105	05/09->03/13	VEN	BS-5016	PR 1ZD; PR 1LJ	SOL	BS-5044	PR 1X0; PR 1KD
			VEN	BS-5041	PR 1ZC; PR 1ZF; PR 1ZM	SOL	BS-5116	PR 1KS
			VEN	BS-5043	PR 1ZE; PR 1ZP	SOL	BS-5398	PR 1KZ; PR 1X0
1.8 TFSI	118/160	11/06->03/13	VEN	BS-5016	PR 1ZD/1LJ	SOL	BS-5044	PR 1X0; PR 1KD
			VEN	BS-5041	PR 1ZC; PR 1ZF; PR 1ZM	SOL	BS-5116	PR 1KS
			VEN	BS-5043	PR 1ZE; PR 1ZP	SOL	BS-5398	PR 1KZ; PR 1X0
1.8 TFSI quattro	118/160	07/08->03/13	VEN	BS-5016	PR 1ZA/1ZD/1LJ	SOL	BS-5116	PR 1KS
			VEN	BS-5041	PR 1ZC; PR 1ZF; PR 1ZM	SOL	BS-5398	PR 1KJ
			VEN	BS-5043	PR 1ZE; PR 1ZP	SOL	BS-5044	PR 1X0; PR 1KD
1.9 TDI	77/105	09/04->05/10	VEN	BS-5016	PR 1ZD; PR 1LJ	SOL	BS-5044	PR 1X0; PR 1KD
			VEN	BS-5041	PR 1ZF; PR 1ZM; PR 1ZC	SOL	BS-5116	PR 1KS
			VEN	BS-5043	PR 1ZE; PR 1ZP	SOL	BS-5398	PR 1KZ; PR 1X0
2.0 FSI	110/150	09/04->06/08	VEN	BS-5016	PR 1ZD; PR 1LJ	SOL	BS-5044	PR 1X0; PR 1KD
			VEN	BS-5041	PR 1ZF; PR 1ZM; PR 1ZC	SOL	BS-5116	PR 1KS
			VEN	BS-5043	PR 1ZE; PR 1ZP	SOL	BS-5398	PR 1KZ; PR 1X0
2.0 TDI	125/170	03/06->03/13	VEN	BS-5016	PR 1ZD; PR 1LJ	SOL	BS-5044	PR 1X0; PR 1KD
			VEN	BS-5041	PR 1ZC; PR 1ZF; PR 1ZM	SOL	BS-5116	PR 1KS
			VEN	BS-5043	PR 1ZE; PR 1ZP	SOL	BS-5398	PR 1KZ; PR 1X0
2.0 TDI	103/140	06/05->06/08	VEN	BS-5016	PR 1ZD; PR 1LJ	SOL	BS-5044	PR 1X0; PR 1KD
			VEN	BS-5041	PR 1ZC; PR 1ZF; PR 1ZM	SOL	BS-5116	PR 1KS
			VEN	BS-5043	PR 1ZE; PR 1ZP	SOL	BS-5398	PR 1KZ; PR 1X0
2.0 TDI	120/163	06/06->06/08	VEN	BS-5016	PR 1ZD; PR 1LJ	SOL	BS-5044	PR 1X0; PR 1KD
			VEN	BS-5041	PR 1ZC; PR 1ZF; PR 1ZM	SOL	BS-5116	PR 1KS
			VEN	BS-5043	PR 1ZE; PR 1ZP	SOL	BS-5398	PR 1KZ; PR 1X0
2.0 TDI 16V	103/140	09/04->03/13	VEN	BS-5016	PR 1ZD; PR 1LJ	SOL	BS-5044	PR 1X0; PR 1KD
			VEN	BS-5041	PR 1ZC; PR 1ZF; PR 1ZM	SOL	BS-5116	PR 1KS
			VEN	BS-5043	PR 1ZE; PR 1ZP	SOL	BS-5398	PR 1KZ; PR 1X0
2.0 TDI 16V quattro	103/140	11/05->03/13	VEN	BS-5016	PR 1ZD/1LJ	SOL	BS-5042	PR 1KF; PR 1X1
			VEN	BS-5041	PR 1ZC/1ZF/1ZM	SOL	BS-5116	PR 1KS
			VEN	BS-5043	PR 1ZE/1ZP	SOL	BS-5398	PR 1KJ; PR 1KU

	kw/HP		Type			Type		
2.0 TDI quattro	103/140	01/06->06/08	VEN	BS-5016	PR 1ZD; PR 1LJ	SOL	BS-5042	PR 1KF; PR 1X1
			VEN	BS-5041	PR 1ZC; PR 1ZF; PR 1ZM	SOL	BS-5398	PR 1KJ
			VEN	BS-5043	PR 1ZE; PR 1ZP	SOL	BS-5398	PR 1KJ
2.0 TDI quattro	125/170	03/06->03/13	VEN	BS-5016	PR 1ZD; PR 1LJ	SOL	BS-5042	PR 1KF; PR 1X1
			VEN	BS-5041	PR 1ZC; PR 1ZF; PR 1ZM	SOL	BS-5116	PR 1KS
			VEN	BS-5043	PR 1ZE; PR 1ZP	SOL	BS-5398	PR 1KJ; PR 1KU
2.0 TFSI	147/200	09/04->03/13	VEN	BS-5016	PR 1ZD; PR 1LJ	SOL	BS-5044	PR 1X0; PR 1KD
			VEN	BS-5041	PR 1ZC; PR 1ZF; PR 1ZM	SOL	BS-5116	PR 1KS
			VEN	BS-5043	PR 1ZE; PR 1ZP	SOL	BS-5398	PR 1KZ; PR 1X0
2.0 TFSI quattro	147/200	09/04->03/13	VEN	BS-5016	PR 1ZD; PR 1LJ	SOL	BS-5042	PR 1KF; PR 1X1
			VEN	BS-5041	PR 1ZC; PR 1ZF; PR 1ZM	SOL	BS-5116	PR 1KS
			VEN	BS-5043	PR 1ZE; PR 1ZP	SOL	BS-5398	PR 1KJ; PR 1KU
3.2 V6 quattro	184/250	09/04->05/09	VEN	BS-5016	PR 1ZD; PR 1LJ	SOL	BS-5042	PR 1KF; PR 1X1
			VEN	BS-5041	PR 1ZC; PR 1ZF; PR 1ZM	SOL	BS-5116	PR 1KS
			VEN	BS-5043	PR 1ZE; PR 1ZP	SOL	BS-5398	PR 1KJ; PR 1KU
S3 quattro	195/265	06/08->03/13	VEN	BS-5016	PR 1LJ/1ZA/1ZD	SOL	BS-5116	PR 1KS
			VEN	BS-5041	PR 1ZC/1ZF/1ZM	SOL	BS-5398	PR 1KJ
			VEN	BS-5043	PR 1ZE/1ZP	SOL	BS-5398	PR 1KJ
S3 quattro	188/256	07/08->03/13	VEN	BS-5016	PR 1LJ/1ZA/1ZD	SOL	BS-5116	PR 1KS
			VEN	BS-5041	PR 1ZC/1ZF/1ZM	SOL	BS-5398	PR 1KJ
			VEN	BS-5043	PR 1ZE/1ZP	SOL	BS-5398	PR 1KJ
<b>A3 Sportback (8VA) </b>								
1.2 TFSI	77/105	05/13->	VEN	BS-5016	PR 1ZA	SOL	BS-5116	PR 1KE
			VEN	BS-5043	PR 1ZE	SOL	BS-5116	PR 1KE
1.2 TFSI	81/110	05/14->	VEN	BS-5016	PR 1ZA/1ZD	SOL	BS-5116	PR 1KE
			VEN	BS-5043	PR 1ZE/1ZP	SOL	BS-5116	PR 1KE
1.4 TFSI	103/140	03/13->	VEN	BS-5016	PR 1ZA	SOL	BS-5116	PR 1KE
			VEN	BS-5043	PR 1ZE	SOL	BS-5116	PR 1KE
1.4 TFSI	92/125	05/14->	VEN	BS-5016	PR 1ZA/1ZD	SOL	BS-5116	PR 1KE
			VEN	BS-5043	PR 1ZE/1ZP	SOL	BS-5116	PR 1KE
1.4 TFSI	110/150	05/14->	VEN	BS-5016	PR 1ZA/1ZD	SOL	BS-5116	PR 1KE
			VEN	BS-5043	PR 1ZE/1ZA	SOL	BS-5116	PR 1KE
1.4 TFSI	90/122	09/12->	VEN	BS-5016	PR 1ZA	SOL	BS-5116	PR 1KE
			VEN	BS-5043	PR 1ZE	SOL	BS-5116	PR 1KE
1.4 TFSI e-tron	110/150	05/14->	VEN	BS-5016	PR 1ZA/1ZD	SOL	BS-5116	PR 1KE
			VEN	BS-5043	PR 1ZE/1ZP	SOL	BS-5116	PR 1KE
1.4 TFSI g-tron	81/110	11/13->	VEN	BS-5016	PR 1ZA/1ZD	SOL	BS-5116	PR 1KE
			VEN	BS-5043	PR 1ZE/1ZP	SOL	BS-5116	PR 1KE

	kw/HP		Type			Type		
1.6 TDI	81/110	09/13->	VEN	BS-5016	PR 1ZA/1ZD	SOL	BS-5116	PR 1KE
			VEN	BS-5043	PR 1ZE/1ZP			
1.6 TDI	77/105	10/12->	VEN	BS-5016	PR 1ZA	SOL	BS-5116	PR 1KE
			VEN	BS-5043	PR 1ZE			
1.6 TDI quattro	81/110	05/15->	VEN	BS-5016	PR 1ZA	SOL	BS-5116	PR 1KE
			VEN	BS-5043	PR 1ZE			
1.8 TFSI	132/180	09/12->	VEN	BS-5016	PR 1ZA	SOL	BS-5116	PR 1KE
			VEN	BS-5043	PR 1ZE			
1.8 TFSI quattro	132/180	05/13->	VEN	BS-5016	PR 1ZA	SOL	BS-5116	PR 1KE
			VEN	BS-5043	PR 1ZE			
2.0 TDI	105/143	03/13->	VEN	BS-5016	PR 1ZA	SOL	BS-5116	PR 1KE
			VEN	BS-5043	PR 1ZE			
2.0 TDI	81/110	05/13->	VEN	BS-5016	PR 1ZA; PR 1ZD	SOL	BS-5116	PR 1KE
			VEN	BS-5043	PR 1ZE			
2.0 TDI	135/184	05/13->	VEN	BS-5016	PR 1ZA; PR 1ZD	SOL	BS-5116	
			VEN	BS-5043	PR 1ZE; PR 1ZP			
2.0 TDI	100/136	05/13->	VEN	BS-5016		SOL	BS-5116	PR 1KE
			VEN	BS-5043				
2.0 TDI	110/150	09/12->	VEN	BS-5016	PR 1ZA	SOL	BS-5116	PR 1KE
			VEN	BS-5043	PR 1ZE			
2.0 TDI quattro	110/150	02/13->	VEN	BS-5016	PR 1ZA	SOL	BS-5116	PR 1KE
			VEN	BS-5043	PR 1ZE			
2.0 TDI quattro	135/184	05/13->	VEN	BS-5016	PR 1ZA	SOL	BS-5116	PR 1KE
			VEN	BS-5043	PR 1ZE			
<b>A4 [8D2, B5] </b>								
1.6	75/102	07/00->11/00	VEN	BS-5195	PR 1LZ	SOL	BS-5194	
			SOL	BS-5078	->09/96; PR 1LZ; ->ch.8DV054061			
1.6	74/100	11/94->10/00	VEN	BS-5195	03/97->; ch.8DV169696->; PR 1LZ; not for driving school cars; not for ambulances; not for police vc; not for taxis; 10/96->; ch.8DV054062->; for driving school cars; for ambulances; for police vc; for taxis	SOL	BS-5194	
			SOL	BS-5196	->02/97; PR 1LA; ->ch.8DV169695			
1.8	92/125	01/95->11/00	SOL	BS-5078		SOL	BS-5194	
			VEN	BS-5195	10/96->; ch.8DV054062->; PR 1LZ			
1.8	85/115	04/95->11/00	SOL	BS-5078	->09/96; ->ch.8DV054061; PR 1LH	SOL	BS-5194	
			VEN	BS-5195	10/96->; ch.8DV054062->; PR 1LZ			
1.8 quattro	92/125	01/95->11/00	SOL	BS-5078	PR 1LH			
			VEN	BS-5195	PR 1LZ			
1.8 quattro	85/115	07/95->11/00	SOL	BS-5078	->09/96; PR 1LH; ->ch.8DV054061			
			VEN	BS-5195	10/96->; PR 1LZ; ch.8DV054062->			

	kW/HP		Type			Type		
1.8 T	110/150	01/95->11/00	VEN	BS-5083 PR 1LB		SOL	BS-5194	
1.8 T	132/180	12/97->11/00	VEN	BS-5083		SOL	BS-5194	
1.8 T quattro	110/150	01/95->11/00	VEN	BS-5083 PR 1LB				
1.8 T quattro	132/180	12/97->11/00	VEN	BS-5083 PR 1LB				
1.9 TDI	66/90	01/95->11/00	VEN	BS-5195 03/97->; ch.8DV169696->; PR 1LZ		SOL	BS-5194	
1.9 TDI	85/116	03/00->11/00	SOL	BS-5196 ->02/97; ->ch.8DV169695; PR 1LA				
1.9 TDI	85/116	03/00->11/00	VEN	BS-5083		SOL	BS-5194	
1.9 TDI	81/110	10/95->11/00	VEN	BS-5195 03/97->; ch.8DV169696->; PR 1LZ		SOL	BS-5194	
1.9 TDI	55/75	12/95->11/00	SOL	BS-5196 ->02/97				
1.9 TDI quattro	85/116	03/00->11/00	VEN	BS-5083 PR 1LB				
1.9 TDI quattro	81/110	09/96->11/00	VEN	BS-5083 PR 1LB				
2.4	121/165	03/97->11/00	VEN	BS-5195 PR 1LZ		SOL	BS-5194	
2.4	120/163	08/97->11/00	VEN	BS-5083 PR 1LB		SOL	BS-5194	
2.4 quattro	121/165	03/97->11/00	VEN	BS-5083 PR 1LB				
2.4 quattro	120/163	08/97->11/00	VEN	BS-5195 PR 1LZ				
2.5 TDI	110/150	09/97->11/00	VEN	BS-5083 PR 1LB		SOL	BS-5194	
2.5 TDI quattro	110/150	09/97->11/00	VEN	BS-5195 PR 1LZ				
2.6	110/150	01/95->11/00	VEN	BS-5083 PR 1LB		SOL	BS-5194	
2.6 quattro	110/150	01/95->11/00	VEN	BS-5195 PR 1LZ				
2.8	128/174	09/95->07/97	VEN	BS-5083 PR 1LB		SOL	BS-5194	
2.8	142/193	10/96->11/00	VEN	BS-5195 PR 1LZ				
2.8 quattro	128/174	01/95->07/97	VEN	BS-5083 PR 1LB		SOL	BS-5194	
2.8 quattro	142/193	10/96->08/01	VEN	BS-5083 PR 1LB				
S4 quattro	195/265	09/97->09/01	VEN	BS-5245				



kW/HP



Type










Type










A4 (8E2, B6)







			VEN	BS-5083	PR 1LB/1LE			
1.6	75/102	11/00->12/04	VEN	BS-5195	PR 1LZ	SOL	BS-5780	PR 1KD
			VEN	BS-5279	PR 1LT/1LF			
			VEN	BS-5083	PR 1LB/1LE			
1.8 T	120/163	07/02->12/04	VEN	BS-5195	PR 1LZ	SOL	BS-5780	PR 1KD
			VEN	BS-5279	PR 1LT/1LF			
			VEN	BS-5083	PR 1LB/1LE			
1.8 T	110/150	11/00->07/02	VEN	BS-5195	PR 1LZ	SOL	BS-5780	PR 1KD
			VEN	BS-5279	PR 1LT/1LF			
			VEN	BS-5083	PR 1LB; PR 1LE			
1.8 T	140/190	11/02->12/04	VEN	BS-5195	PR 1LZ	SOL	BS-5780	PR 1KD
			VEN	BS-5279	PR 1LT; PR 1LF			
			VEN	BS-5083	PR 1LB; PR 1LE			
1.8 T quattro	120/163	07/02->12/04	VEN	BS-5195	PR 1LZ	SOL	BS-5780	PR 1KD
			VEN	BS-5279	PR 1LT; PR 1LF			
			VEN	BS-5083	PR 1LB; PR 1LE			
1.8 T quattro	110/150	11/00->07/02	VEN	BS-5195	PR 1LZ	SOL	BS-5780	PR 1KD
			VEN	BS-5279	PR 1LT; PR 1LF			
			VEN	BS-5083	PR 1LB; PR 1LE			
1.8 T quattro	140/190	11/02->12/04	VEN	BS-5195	PR 1LZ	SOL	BS-5780	PR 1KD
			VEN	BS-5279	PR 1LT; PR 1LF			
			VEN	BS-5083	PR 1LB; PR 1LE			
1.9 TDI	74/101	05/01->12/04	VEN	BS-5195	PR 1LZ	SOL	BS-5780	PR 1KD
			VEN	BS-5279	PR 1LF; PR 1LT			
			VEN	BS-5083	PR 1LB; PR 1LE			
1.9 TDI	85/116	06/04->12/04	VEN	BS-5195	PR 1LZ	SOL	BS-5780	PR 1KD
			VEN	BS-5279	PR 1LF; PR 1LT			
			VEN	BS-5083	PR 1LE; PR 1LB			
1.9 TDI	96/130	11/00->12/04	VEN	BS-5195	PR 1LZ	SOL	BS-5780	PR 1KD
			VEN	BS-5279	PR 1LF; PR 1LT			
			VEN	BS-5083	PR 1LB/1LE			
1.9 TDI quattro	96/130	11/01->12/04	VEN	BS-5195	PR 1LZ	SOL	BS-5780	PR 1KD
			VEN	BS-5279	PR 1LT/1LF			
			VEN	BS-5083	PR 1LB; PR 1LE			
2.0	96/130	11/00->12/04	VEN	BS-5195	PR 1LZ	SOL	BS-5780	PR 1KD
			VEN	BS-5279	PR 1LT; PR 1LF			
			VEN	BS-5083	PR 1LB; PR 1LE			








	kW/HP		Type			Type		
2.0 FSI	110/150	07/02->12/04	VEN	BS-5083	PR 1LB/1LE	SOL	BS-5780	PR 1KD
			VEN	BS-5195	PR 1LZ			
			VEN	BS-5279	PR 1LT/1LF			
2.4	125/170	09/01->12/04	VEN	BS-5083	PR 1LT/1LF			
			VEN	BS-5195	PR 1LZ			
			VEN	BS-5279	PR 1LT/1LF			
2.4	120/163	09/01->12/04	VEN	BS-5083	PR 1LB; PR 1LE			
			VEN	BS-5195	PR 1LZ			
			VEN	BS-5279	PR 1LT; PR 1LF			
2.5 TDI	120/163	07/02->12/04	VEN	BS-5083	PR 1LB; PR 1LE	SOL	BS-5780	PR 1KD
			VEN	BS-5195	PR 1LZ			
			VEN	BS-5279	PR 1LF; PR 1LT			
2.5 TDI	114/155	08/01->07/02	VEN	BS-5083	PR 1LB; PR 1LE	SOL	BS-5780	PR 1KD
			VEN	BS-5195	PR 1LZ			
			VEN	BS-5279	PR 1LF; PR 1LT			
2.5 TDI quattro	132/180	11/00->12/04	VEN	BS-5083	PR 1LB; PR 1LE	SOL	BS-5780	PR 1KD
			VEN	BS-5195	PR 1LZ			
			VEN	BS-5279	PR 1LF; PR 1LT			
3.0	160/218	04/01->12/04	VEN	BS-5083	PR 1LB; PR 1LE			
			VEN	BS-5195	PR 1LZ			
			VEN	BS-5279	PR 1LT; PR 1LF			
3.0	162/220	11/00->12/04	VEN	BS-5083	PR 1LB; PR 1LE			
			VEN	BS-5195	PR 1LZ			
			VEN	BS-5279	PR 1LT; PR 1LF			
3.0 quattro	160/218	04/01->12/04	VEN	BS-5083	PR 1LB; PR 1LE			
			VEN	BS-5195	PR 1LZ			
			VEN	BS-5279	PR 1LT; PR 1LF			
3.0 quattro	162/220	11/00->12/04	VEN	BS-5083	PR 1LB; PR 1LE			
			VEN	BS-5195	PR 1LZ			
			VEN	BS-5279	PR 1LT; PR 1LF			
<b>A4 (8EC, B7) </b>								
1.6	75/102	11/04->06/08	VEN	BS-5083	PR 1LB; PR 1LE	SOL	BS-5780	PR 1KD
			VEN	BS-5195	PR 1LZ			
1.8 T	120/163	11/04->06/08	VEN	BS-5083	PR 1LB; PR 1LE	SOL	BS-5780	PR 1KD
			VEN	BS-5195	PR 1LZ			
1.8 T quattro	120/163	11/04->06/08	VEN	BS-5083	PR 1LB; PR 1LE	SOL	BS-5780	PR 1KD
			VEN	BS-5195	PR 1LZ			

















	kW/HP		Type			Type		
1.9 TDI	85/116	11/04->06/08	VEN	BS-5083	PR 1LB; PR 1LE	SOL	BS-5780	PR 1KD
			VEN	BS-5195	PR 1LZ			
2.0	96/130	11/04->06/08	VEN	BS-5245	PR 1LA	SOL	BS-5780	PR 1KD
			VEN	BS-5279	PR 1LF/1LT			
2.0 TDI	125/170	06/06->06/08	VEN	BS-5245	PR 1LA			
			VEN	BS-5279	PR 1LF; PR 1LT			
2.0 TDI	100/136	11/04->06/08	VEN	BS-5083	PR 1LB; PR 1LE	SOL	BS-5780	PR 1KD
			VEN	BS-5195	PR 1LZ			
2.0 TDI	103/140	11/04->06/08	VEN	BS-5083	PR 1LE; PR 1LB	SOL	BS-5780	PR 1KD
			VEN	BS-5195	PR 1LZ			
2.0 TDI	93/126	11/05->11/06	VEN	BS-5083	PR 1LB; PR 1LE	SOL	BS-5780	PR 1KD
			VEN	BS-5195	PR 1LZ			
2.0 TDI 16V	103/140	11/04->06/08	VEN	BS-5083	PR 1LB; PR 1LE	SOL	BS-5780	PR 1KD
			VEN	BS-5195	PR 1LZ			
2.0 TDI quattro	103/140	01/06->06/08	VEN	BS-5083	PR 1LB; PR 1LE	SOL	BS-5780	PR 1KD
			VEN	BS-5195	PR 1LZ			
			VEN	BS-5245	PR 1LA; PR 1LC			
2.0 TDI quattro	125/170	06/06->06/08	VEN	BS-5245	PR 1LA	SOL	BS-5780	PR 1KD
			VEN	BS-5279	PR 1LF; PR 1LT			
2.0 TFSI	162/220	06/05->06/08	VEN	BS-5245	PR 1LA			
			VEN	BS-5279	PR 1LF; PR 1LT			
2.0 TFSI	125/170	10/06->06/08	VEN	BS-5245	PR 1LA			
			VEN	BS-5279	PR 1LF; PR 1LT			
2.0 TFSI	147/200	11/04->06/08	VEN	BS-5245	PR 1LA			
			VEN	BS-5279	PR 1LF; PR 1LT			
2.0 TFSI quattro	162/220	06/05->06/08	VEN	BS-5245	PR 1LA			
			VEN	BS-5279	PR 1LF; PR 1LT			
2.0 TFSI quattro	147/200	11/04->06/08	VEN	BS-5245	PR 1LA			
			VEN	BS-5279	PR 1LF; PR 1LT			
2.5 TDI	120/163	11/04->05/06	VEN	BS-5245	PR 1LA			
			VEN	BS-5279	PR 1LF; PR 1LT			
2.7 TDI	132/180	01/06->06/08	VEN	BS-5245	PR 1LA			
			VEN	BS-5279	PR 1LF; PR 1LT			
2.7 TDI	120/163	11/05->06/08	VEN	BS-5245	PR 1LA			
			VEN	BS-5279	PR 1LF; PR 1LT			
3.0 quattro	160/218	11/04->07/06	VEN	BS-5245	PR 1LA			
			VEN	BS-5279	PR 1LF/1LT			








	kw/HP		Type			Type			
3.0 TDI quattro	171/233	01/06->06/08	VEN	BS-5245	PR 1LA				
			VEN	BS-5279	PR 1LF; PR 1LT				
3.0 TDI quattro	150/204	11/04->06/08	VEN	BS-5245	PR 1LA				
			VEN	BS-5279	PR 1LF; PR 1LT				
3.2 FSI	188/255	01/05->06/08	VEN	BS-5245	PR 1LA				
			VEN	BS-5279	PR 1LF; PR 1LT				
3.2 FSI quattro	188/255	01/05->06/08	VEN	BS-5245	PR 1LA				
			VEN	BS-5279	PR 1LF; PR 1LT				
<b>A4 [8K2, B8] </b>									
1.8 TFSI	88/120	01/08->12/15	VEN	BS-5641	PR 1LA				
			VEN	BS-5781	PR 1LD	SOL	BS-5842	+ elec. handbrake; PR 1KW	
			VEN	BS-5845	07/11->; PR 1LA; PR 1LB				
			VEN	BS-5867	PR 1LT	VEN	BS-5876	PR 1KP	
1.8 TFSI	118/160	11/07->03/12	VEN	BS-5641	->06/11; PR 1LA				
			VEN	BS-5845	07/11->; PR 1LA; PR 1LB	SOL	BS-5842	+ elec. handbrake; PR 1KW	
			VEN	BS-5867	PR 1LT				
1.8 TFSI	125/170	11/11->12/15	VEN	BS-5781	PR 1LD	SOL	BS-5842	PR 1KW; PR 2EH; + elec. handbrake	
			VEN	BS-5845	PR 1LA; PR 1LB				
			VEN	BS-5867	PR 1LT; PR 1LY	VEN	BS-5876	PR 1KP	
1.8 TFSI quattro	118/160	09/08->03/12	VEN	BS-5641	PR 1LA	SOL	BS-5842	+ elec. handbrake; PR 1KW	
			VEN	BS-5845	07/11->; PR 1LA; PR 1LB				
			VEN	BS-5867	PR 1LT	VEN	BS-5876	PR 1KP	
1.8 TFSI quattro	125/170	11/11->12/15	VEN	BS-5781	PR 1LD				
			VEN	BS-5845	PR 1LA; PR 1LB	SOL	BS-5842	PR 1KW; PR 2EH	
			VEN	BS-5867	PR 1LT; PR 1LY				
2.0 TDI	125/170	01/08->03/12	VEN	BS-5641	PR 1LA				
			VEN	BS-5845	07/11->; PR 1LA; PR 1LB	SOL	BS-5842	+ elec. handbrake; PR 1KW	
2.0 TDI	110/150	05/13->12/15	VEN	BS-5867	PR 1LT				
			VEN	BS-5845	PR 1LA/1LB	SOL	BS-5842	PR 1KW/2EH	
2.0 TDI	88/120	06/08->12/15	VEN	BS-5867	PR 1LT/1LY	VEN	BS-5876	PR 1KP	
			VEN	BS-5641	PR 1LA				
2.0 TDI	120/163	08/08->12/15	VEN	BS-5845	07/11->; PR 1LA; PR 1LB	SOL	BS-5842	+ elec. handbrake; PR 1KW	
			VEN	BS-5867	PR 1LT				
2.0 TDI	140/190	09/13->12/15	VEN	BS-5641	PR 1LA				
			VEN	BS-5845	PR 1LA/1LB				
			VEN	BS-5867	PR 1LT/1LY				







	kW/HP		Type			Type			
2.0 TDI	105/143	11/07->12/15	VEN	BS-5641	->06/11; PR 1LA				
			VEN	BS-5845	07/11->; PR 1LA; PR 1LB	SOL	BS-5842	PR 1KW	
			VEN	BS-5867	PR 1LT/1LY				
2.0 TDI	100/136	11/07->12/15	VEN	BS-5641	PR 1LA		SOL	BS-5842	+ elec. handbrake; PR 1KW
			VEN	BS-5781	PR 1LD				
			VEN	BS-5845	07/11->; PR 1LA; PR 1LB	VEN	BS-5876	PR 1KP	
			VEN	BS-5867	PR 1LT				
2.0 TDI	130/177	11/11->12/15	VEN	BS-5781	PR 1LD		SOL	BS-5842	PR 1KW; PR 2EH
			VEN	BS-5845	PR 1LA; PR 1LB				
			VEN	BS-5867	PR 1LT; PR 1LY	VEN	BS-5876	PR 1KP	
2.0 TDI quattro	125/170	01/08->03/12	VEN	BS-5641	PR 1LA				
			VEN	BS-5845	07/11->; PR 1LA; PR 1LB	SOL	BS-5842	+ elec. handbrake; PR 1KW	
			VEN	BS-5867	PR 1LT				
2.0 TDI quattro	110/150	05/13->12/15	VEN	BS-5845	PR 1LA/1LB		SOL	BS-5842	PR 1KW/2EH
			VEN	BS-5867	PR 1LT/1LY	VEN	BS-5876	PR 1KP	
2.0 TDI quattro	140/190	09/13->12/15	VEN	BS-5845	PR 1LA/1LB				
			VEN	BS-5867	PR 1LT/1LY				
2.0 TDI quattro	105/143	11/08->12/15	VEN	BS-5641	PR 1LA				
			VEN	BS-5845	07/11->; PR 1LA; PR 1LB	SOL	BS-5842	+ elec. handbrake; PR 1KW	
			VEN	BS-5867	PR 1LT				
2.0 TDI quattro	130/177	11/11->12/15	VEN	BS-5781	PR 1LD				
			VEN	BS-5845	PR 1LA; PR 1LB	SOL	BS-5842	PR 1KW; PR 2EH	
			VEN	BS-5867	PR 1LT; PR 1LY				
2.0 TFSI	165/224	05/13->12/15	VEN	BS-5845	PR 1LA/1LB		SOL	BS-5842	PR 1KW/2EH
			VEN	BS-5867	PR 1LT/1LY	VEN	BS-5876	PR 1KP	
2.0 TFSI	132/180	06/08->12/15	VEN	BS-5641	PR 1LA		SOL	BS-5842	+ elec. handbrake; PR 1KW
			VEN	BS-5781	PR 1LD				
			VEN	BS-5845	07/11->; PR 1LA; PR 1LB	VEN	BS-5876	PR 1KP	
			VEN	BS-5867	PR 1LT				
2.0 TFSI	155/211	06/08->05/13	VEN	BS-5641	PR 1LA		SOL	BS-5842	+ elec. handbrake; PR 1KW
			VEN	BS-5781	PR 1LD				
			VEN	BS-5845	07/11->; PR 1LA; PR 1LB	VEN	BS-5876	PR 1KP	
			VEN	BS-5867	PR 1LT				
2.0 TFSI flexible fuel	132/180	11/09->12/15	VEN	BS-5641	PR 1LA		SOL	BS-5842	+ elec. handbrake; PR 1KW
			VEN	BS-5781	PR 1LD				
			VEN	BS-5845	07/11->; PR 1LA; PR 1LB	VEN	BS-5876	PR 1KP	
			VEN	BS-5867	PR 1LT				

	kw/HP		Type			Type			
2.0 TFSI flexible fuel quattro	132/180	11/09->12/15	VEN	BS-5641	PR 1LA	SOL	BS-5842	+ elec. handbrake; PR 1KW	
			VEN	BS-5845	07/11->; PR 1LA; PR 1LB				
			VEN	BS-5867	PR 1LT	VEN	BS-5876	PR 1KP	
2.0 TFSI quattro	165/224	05/13->12/15	VEN	BS-5845	for POC 1LA; for POC 1LB	SOL	BS-5842	PR 1KW; PR 2EH	
			VEN	BS-5867	for POC 1LT; for POC 1LY	VEN	BS-5876	PR 1KP	
2.0 TFSI quattro	162/220	05/13->12/15	VEN	BS-5845	PR 1LA; PR 1LB	SOL	BS-5842	PR 1KW; PR 2EH	
			VEN	BS-5867	PR 1LT; PR 1LY	VEN	BS-5876	PR 1KP	
2.0 TFSI quattro	155/211	06/08->12/15	VEN	BS-5641	PR 1LA	SOL	BS-5842	+ elec. handbrake; PR 1KW; PR 1KP	
			VEN	BS-5845	07/11->; PR 1LA; PR 1LB				
			VEN	BS-5867	PR 1LT	VEN	BS-5876	PR 1KP	
2.7 TDI	140/190	11/07->03/12	VEN	BS-5641	PR 1LA				
			VEN	BS-5845	07/11->; PR 1LA; PR 1LB	SOL	BS-5842	+ elec. handbrake; PR 1KW	
			VEN	BS-5867	PR 1LT				
3.0 TDI	150/204	11/11->12/15	VEN	BS-5781	PR 1LD	SOL	BS-5842	PR 1KW/2EH	
			VEN	BS-5845	PR 1LA; PR 1LB				
			VEN	BS-5867	PR 1LT/1LY	VEN	BS-5876	PR 1KP	
3.0 TDI quattro	155/211	06/08->05/10	VEN	BS-5641	PR 1LA	SOL	BS-5842	+ elec. handbrake; PR 1KW	
			VEN	BS-5867	PR 1LT				
3.0 TDI quattro	176/240	11/07->03/12	VEN	BS-5641	PR 1LA				
			VEN	BS-5845	07/11->; PR 1LA; PR 1LB	SOL	BS-5842	+ elec. handbrake; PR 1KW	
			VEN	BS-5867	PR 1LT				
3.0 TDI quattro	180/245	11/11->12/15	VEN	BS-5781	PR 1LD				
			VEN	BS-5845	PR 1LA; PR 1LB	SOL	BS-5842	PR 1KW; PR 2EH	
			VEN	BS-5867	PR 1LT; PR 1LY				
3.0 TFSI quattro	200/272	02/12->12/15	VEN	BS-5781	PR 1LD				
			VEN	BS-5845	PR 1LA; PR 1LB	SOL	BS-5842	PR 1KW; PR 2EH	
			VEN	BS-5867	PR 1LT; PR 1LY				
3.2 FSI	195/265	09/08->03/12	VEN	BS-5641	PR 1LA				
			VEN	BS-5845	07/11->; PR 1LA; PR 1LB	SOL	BS-5842	+ elec. handbrake; PR 1KW	
			VEN	BS-5867	PR 1LT				
3.2 FSI quattro	195/265	11/07->03/12	VEN	BS-5641	PR 1LA				
			VEN	BS-5845	07/11->; PR 1LA; PR 1LB	SOL	BS-5842	+ elec. handbrake; PR 1KW	
			VEN	BS-5867	PR 1LT				
S4 quattro	245/333	11/08->12/15	VEN	BS-5781	PR 1LJ; 07/11->; PR 1ZT	VEN	BS-5876	12/10->; PR 1KE	
<b>A4 (8W2, B9) </b>									
1.4 TFSI	110/150	08/15->				VEN	BS-5876	PR 1KF; PR 1KJ	
2.0 TDI	140/190	05/15->				VEN	BS-5876	PR 1KF; PR 1KJ	
2.0 TDI	110/150	05/15->				VEN	BS-5876	PR 1KF; PR 1KJ	








	kw/HP		Type			Type		
2.0 TDI	100/136	05/15->				VEN	BS-5876	PR 1KF; PR 1KJ
2.0 TDI quattro	140/190	09/15->				VEN	BS-5876	PR 1KF; PR 1KJ
2.0 TFSI	140/190	05/15->				VEN	BS-5876	PR 1KF; PR 1KJ
2.0 TFSI	185/252	05/15->				VEN	BS-5876	PR 1KF; PR 1KJ
2.0 TFSI	183/249	11/15->				VEN	BS-5876	PR 1KF; PR 1KJ
2.0 TFSI quattro	185/252	05/15->				VEN	BS-5876	PR 1KF; PR 1KJ
2.0 TFSI quattro	183/249	11/15->				VEN	BS-5876	PR 1KF; PR 1KJ
3.0 TDI	160/218	09/15->				VEN	BS-5876	PR 1KF; PR 1KJ
3.0 TDI quattro	200/272	05/15->				VEN	BS-5876	PR 1KF; PR 1KJ
3.0 TDI quattro	160/218	09/15->				VEN	BS-5876	PR 1KF; PR 1KJ
<b>A4 Allroad [8KH, B8] </b>								
				VEN	BS-5641	PR 1LA		
2.0 TDI quattro	125/170	04/09->		VEN	BS-5845	07/11->; PR 1LA; PR 1LB	SOL	BS-5842 + elec. handbrake; PR 1KW
				VEN	BS-5867	PR 1LT		
				VEN	BS-5641	PR 1LA		
2.0 TDI quattro	120/163	04/09->		VEN	BS-5845	07/11->; PR 1LA; PR 1LB	SOL	BS-5842 + elec. handbrake; PR 1KW
				VEN	BS-5867	PR 1LT		
				VEN	BS-5845	PR 1LA		
2.0 TDI quattro	110/150	05/13->		VEN	BS-5867	PR 1LT	SOL	BS-5842 PR 1KW/GP0/GP1/GP2
				VEN	BS-5641	PR 1LA		
2.0 TDI quattro	105/143	09/09->		VEN	BS-5845	07/11->; PR 1LA; PR 1LB	SOL	BS-5842 + elec. handbrake; PR 1KW
				VEN	BS-5867	PR 1LT		
				VEN	BS-5641	PR 1LA		
2.0 TDI quattro	100/136	09/09->		VEN	BS-5845	07/11->; PR 1LA; PR 1LB	SOL	BS-5842 + elec. handbrake; PR 1KW
				VEN	BS-5867	PR 1LT		
				VEN	BS-5845	PR 1LA		
2.0 TDI quattro	140/190	09/13->		VEN	BS-5867	PR 1LT	SOL	BS-5842 PR 1KW/GP0/GP1/GP2
				VEN	BS-5845	PR 1LA; PR 1LB		
2.0 TDI quattro	130/177	11/11->		VEN	BS-5867	PR 1LT; PR 1LY	SOL	BS-5842 PR 1KW; PR GP0; PR GP1; PR GP2
				VEN	BS-5641	PR 1LA		
2.0 TFSI quattro	155/211	04/09->		VEN	BS-5845	07/11->; PR 1LA; PR 1LB	SOL	BS-5842 + elec. handbrake; PR 1KW
				VEN	BS-5867	PR 1LT		
				VEN	BS-5845	PR 1LA		
2.0 TFSI quattro	162/220	05/13->		VEN	BS-5867	PR 1LT	SOL	BS-5842 PR 1KW; PR GP0; PR GP1; PR GP2
				VEN	BS-5876	PR 1KP	VEN	BS-5876 PR 1KP
				VEN	BS-5845	PR 1LA		
2.0 TFSI quattro	165/224	05/13->		VEN	BS-5867	PR 1LT	SOL	BS-5842 PR 1KW/GP0/GP1/GP2
				VEN	BS-5845	PR 1LA; PR 1LB		
3.0 TDI quattro	180/245	01/12->		VEN	BS-5867	PR 1LT	SOL	BS-5842 PR 1KW; PR GP0; PR GP1; PR GP2

	kw/HP		Type			Type		
			VEN	BS-5641	PR 1LA			
3.0 TDI quattro	176/240	04/09->	VEN	BS-5845	07/11->; PR 1LA; PR 1LB	SOL	BS-5842	+ elec. handbrake; PR 1KW
			VEN	BS-5867	PR 1LT			
<b>A4 Avant [8D5, B5] </b>								
1.6	75/102	07/00->09/01	VEN	BS-5195		SOL	BS-5194	
			SOL	BS-5078	->09/96; ->ch.8DV054061; PR 1LH			
1.6	74/100	11/94->09/01	VEN	BS-5195	10/96->; ch.8DV054062->; PR 1LZ	SOL	BS-5194	
			SOL	BS-5196	->02/97; ->ch.8DV169695; PR 1LA			
1.8	92/125	02/96->09/01	SOL	BS-5078	ch.8DS011311->; ->12/97; not for driving school cars; not for ambulances; not for taxis; not for police vc; ->09/96; ->ch.8DV054061; ->ch.8DV046501; PR F0X; PR F4E; PR F4G; PR F4J; PR F4X; PR F5F; for ambulances; for driving school cars; for police vc; for taxis	SOL	BS-5194	
			VEN	BS-5083	01/99->; ->ch.8DX200001; PR 1LB			
			VEN	BS-5195	10/96->; ch.8DV054062->; ch.8DV046502->; PR 1LZ; PR F0X; PR F4E; PR F4G; PR F4J; PR F4X; PR F5F			
1.8	85/115	07/95->09/01	SOL	BS-5078	09/96->; PR 1LH; ch.8DV054061->	SOL	BS-5194	->09/00
			VEN	BS-5195	10/96->; ch.8DV054062->			
1.8 quattro	92/125	01/96->09/01	SOL	BS-5078	PR 1LH			
			VEN	BS-5195	PR 1LZ			
1.8 quattro	85/115	07/95->09/01	SOL	BS-5078	->09/96; ->ch.8DV054061; PR 1LH			
			VEN	BS-5195	10/96->; ch.8DV054062->; PR 1LZ			
1.8 T	110/150	03/96->09/01	VEN	BS-5083	PR 1LB	SOL	BS-5194	
1.8 T	132/180	12/97->09/01	VEN	BS-5083	PR 1LB	SOL	BS-5194	
			VEN	BS-5195	PR 1LZ			
1.8 T quattro	110/150	01/96->09/01	VEN	BS-5083	PR 1LB			
1.8 T quattro	132/180	12/97->09/01	VEN	BS-5083	PR 1LB			
1.9 DUO	66/90	03/98->09/01	VEN	BS-5195	03/99->; ->09/00	SOL	BS-5194	03/99->; ->09/00
1.9 TDI	66/90	02/96->09/01	VEN	BS-5195	03/97->; ch.8DV169696->; PR 1LZ	SOL	BS-5194	
			SOL	BS-5196	->02/97; ->ch.8DV169695; PR 1LA			
1.9 TDI	81/110	02/96->09/01	VEN	BS-5083	PR 1LB	SOL	BS-5194	
1.9 TDI	85/115	03/00->09/01	VEN	BS-5083		SOL	BS-5194	
			VEN	BS-5195				
1.9 TDI	55/75	03/96->09/01	VEN	BS-5195	03/97->; ch.8DV169696->; PR 1LZ	SOL	BS-5194	
			SOL	BS-5196	->02/97; ->ch.8DV169695; PR 1LA			
1.9 TDI quattro	85/115	03/00->09/01	VEN	BS-5083	PR 1LB			
			VEN	BS-5195	PR 1LZ			
1.9 TDI quattro	81/110	09/96->09/01	VEN	BS-5083	PR 1LB			
2.4	121/165	03/97->09/01	VEN	BS-5083	PR 1LB	SOL	BS-5194	
			VEN	BS-5195	PR 1LZ			







	kw/HP		Type			Type			
2.4	120/163	08/97->09/01	VEN	BS-5083	PR 1LB	SOL	BS-5194		
			VEN	BS-5195	PR 1LZ				
2.4 quattro	121/165	03/97->09/01	VEN	BS-5083	PR 1LB				
2.4 quattro	120/163	08/97->09/01	VEN	BS-5083	PR 1LB				
			VEN	BS-5195	PR 1LZ				
2.5 TDI	110/150	09/97->09/01	VEN	BS-5083	PR 1LB	SOL	BS-5194		
			VEN	BS-5195	PR 1LZ				
2.5 TDI quattro	110/150	09/97->09/01	VEN	BS-5083	PR 1LB				
2.6	110/150	02/96->09/01	VEN	BS-5083	PR 1LB	SOL	BS-5194		
			VEN	BS-5195	PR 1LZ				
2.6 quattro	110/150	01/96->09/01	VEN	BS-5083	PR 1LB				
2.8	128/174	03/96->09/96	VEN	BS-5083	PR 1LB	SOL	BS-5194		
			VEN	BS-5195	PR 1LZ				
2.8	142/193	10/96->09/01	VEN	BS-5083	PR 1LB	SOL	BS-5194		
			VEN	BS-5195	PR 1LZ				
2.8 quattro	128/174	01/96->09/96	VEN	BS-5083	PR 1LB				
2.8 quattro	142/193	10/96->09/01	VEN	BS-5083	PR 1LB				
S4 quattro	195/265	09/97->09/01	VEN	BS-5245	->12/98				
<b>A4 Avant (8E5, B6) </b>									
1.6	75/102	09/01->12/04	VEN	BS-5083	PR 1LB/1LE	SOL	BS-5780	PR 1KD	
			VEN	BS-5195	PR 1LZ				
			VEN	BS-5279	PR 1LT/1LF				
1.8 T	120/163	07/02->12/04	VEN	BS-5083	PR 1LB/1LE	SOL	BS-5780	PR 1KD	
			VEN	BS-5195	PR 1LZ				
			VEN	BS-5279	PR 1LT/1LF				
1.8 T	110/150	09/01->07/02	VEN	BS-5083	PR 1LB/1LE	SOL	BS-5780	PR 1KD	
			VEN	BS-5195	PR 1LZ				
			VEN	BS-5279	PR 1LT/1LF				
1.8 T	140/190	11/02->12/04	VEN	BS-5083	PR 1LB/1LE	SOL	BS-5780	PR 1KD	
			VEN	BS-5195	PR 1LZ				
			VEN	BS-5279	PR 1LT/1LF				
1.8 T quattro	120/163	07/02->12/04	VEN	BS-5083	PR 1LB/1LE	SOL	BS-5780	PR 1KD	
			VEN	BS-5195	PR 1LZ				
			VEN	BS-5279	PR 1LT/1LF				
1.8 T quattro	110/150	09/01->07/02	VEN	BS-5083	PR 1LB; PR 1LE	SOL	BS-5780	PR 1KD	
			VEN	BS-5195	PR 1LZ				
			VEN	BS-5279	PR 1LT; PR 1LF				







	<b>kW/HP</b>		<b>Type</b>			<b>Type</b>		
1.8 T quattro	140/190	11/02->12/04	VEN	BS-5083	PR 1LB; PR 1LE	SOL	BS-5780	PR 1KD
			VEN	BS-5195	PR 1LZ			
			VEN	BS-5279	PR 1LT; PR 1LF			
1.9 TDI	85/116	06/04->12/04	VEN	BS-5083	PR 1LB; PR 1LE	SOL	BS-5780	PR 1KD
			VEN	BS-5195	PR 1LZ			
			VEN	BS-5279	PR 1LF; PR 1LT			
1.9 TDI	96/130	09/01->12/04	VEN	BS-5083	PR 1LE; PR 1LB	SOL	BS-5780	PR 1KD
			VEN	BS-5195	PR 1LZ			
			VEN	BS-5279	PR 1LF; PR 1LT			
1.9 TDI	74/101	11/01->12/04	VEN	BS-5083	PR 1LB; PR 1LE	SOL	BS-5780	PR 1KD
			VEN	BS-5195	PR 1LZ			
			VEN	BS-5279	PR 1LF; PR 1LT			
1.9 TDI quattro	96/130	11/01->12/04	VEN	BS-5083	PR 1LB/1LE	SOL	BS-5780	PR 1KD
			VEN	BS-5195	PR 1LZ			
			VEN	BS-5279	PR 1LT/1LF			
2.0	96/130	09/01->12/04	VEN	BS-5083	PR 1LB/1LE	SOL	BS-5780	PR 1KD
			VEN	BS-5195	PR 1LZ			
			VEN	BS-5279	PR 1LT/1LF			
2.0 FSI	110/150	07/02->12/04	VEN	BS-5083	PR 1LB; PR 1LE	SOL	BS-5780	PR 1KD
			VEN	BS-5195	PR 1LZ			
			VEN	BS-5279	PR 1LT; PR 1LF			
2.4	125/170	09/01->12/04	VEN	BS-5083	PR 1LB/1LE	SOL	BS-5780	PR 1KD
			VEN	BS-5195	PR 1LZ			
			VEN	BS-5279	PR 1LT/1LF			
2.4	120/163	09/01->12/04	VEN	BS-5083	PR 1LB; PR 1LE	SOL	BS-5780	PR 1KD
			VEN	BS-5195	PR 1LZ			
			VEN	BS-5279	PR 1LT; PR 1LF			
2.5 TDI	120/163	07/02->12/04	VEN	BS-5083	PR 1LB; PR 1LE	SOL	BS-5780	PR 1KD
			VEN	BS-5195	PR 1LZ			
			VEN	BS-5279	PR 1LF; PR 1LT			
2.5 TDI	114/155	09/01->07/02	VEN	BS-5083	PR 1LB; PR 1LE	SOL	BS-5780	PR 1KD
			VEN	BS-5195	PR 1LZ			
			VEN	BS-5279	PR 1LT/1LF			
2.5 TDI quattro	132/180	09/01->12/04	VEN	BS-5083	PR 1LB; PR 1LE	SOL	BS-5780	PR 1KD
			VEN	BS-5195	PR 1LZ			
			VEN	BS-5279	PR 1LF; PR 1LT			

















	kw/HP		Type			Type		
3.0	160/218	04/01->12/04	VEN	BS-5083	PR 1LB; PR 1LE			
			VEN	BS-5195	PR 1LZ			
			VEN	BS-5279	PR 1LT; PR 1LF			
3.0	162/220	09/01->12/04	VEN	BS-5083	PR 1LB; PR 1LE			
			VEN	BS-5195	PR 1LZ			
			VEN	BS-5279	PR 1LT; PR 1LF			
3.0 quattro	160/218	04/01->12/04	VEN	BS-5083	PR 1LB; PR 1LE			
			VEN	BS-5195	PR 1LZ			
			VEN	BS-5279	PR 1LT; PR 1LF			
3.0 quattro	162/220	09/01->12/04	VEN	BS-5083	PR 1LB; PR 1LE			
			VEN	BS-5195	PR 1LZ			
			VEN	BS-5279	PR 1LT; PR 1LF			
<b>A4 Avant (8ED, B7) </b>								
1.6	75/102	11/04->06/08	VEN	BS-5083	PR 1LB; PR 1LE	SOL	BS-5780	PR 1KD
			VEN	BS-5195	PR 1LZ			
1.8 T	120/163	11/04->06/08	VEN	BS-5083	PR 1LB; PR 1LE	SOL	BS-5780	PR 1KD
			VEN	BS-5195	PR 1LZ			
1.8 T quattro	120/163	11/04->06/08	VEN	BS-5083	PR 1LB; PR 1LE	SOL	BS-5780	PR 1KD
			VEN	BS-5195	PR 1LZ			
1.9 TDI	85/116	11/04->06/08	VEN	BS-5083	PR 1LB; PR 1LE	SOL	BS-5780	PR 1KD
			VEN	BS-5195	PR 1LZ			
2.0	96/130	11/04->06/08	VEN	BS-5245	PR 1LA	SOL	BS-5780	PR 1KD
			VEN	BS-5279	PR 1LF; PR 1LT			
2.0 TDI	125/170	06/06->06/08	VEN	BS-5083	PR 1LB; PR 1LE			
			VEN	BS-5245	PR 1LA			
			VEN	BS-5279	PR 1LF; PR 1LT			
2.0 TDI	100/136	11/04->06/08	VEN	BS-5083	PR 1LE; PR 1LB	SOL	BS-5780	PR 1KD
			VEN	BS-5195	PR 1LZ			
2.0 TDI	103/140	11/04->06/08	VEN	BS-5083	PR 1LB; PR 1LE			
			VEN	BS-5195	PR 1LZ	SOL	BS-5780	PR 1KD
			VEN	BS-5245	PR 1LA; PR 1LC			
			VEN	BS-5279	PR 1LT; PR 1LF			
2.0 TDI	93/126	11/05->11/06	VEN	BS-5083	PR 1LB; PR 1LE	SOL	BS-5780	PR 1KD
			VEN	BS-5195	PR 1LZ			
2.0 TDI 16V	103/140	11/04->06/08	VEN	BS-5083	PR 1LB; PR 1LE	SOL	BS-5780	PR 1KD
			VEN	BS-5195	PR 1LZ			
2.0 TDI quattro	103/140	01/06->06/08	VEN	BS-5083	PR 1LB; PR 1LE	SOL	BS-5780	PR 1KD
			VEN	BS-5195	PR 1LZ			








	<b>kW/HP</b>		<b>Type</b>			<b>Type</b>		
2.0 TDI quattro	125/170	06/06->06/08	VEN	BS-5245	PR 1LA	SOL	BS-5780	PR 1KD
			VEN	BS-5279	PR 1LF; PR 1LT			
2.0 TFSI	162/220	06/05->06/08	VEN	BS-5245	PR 1LA			
			VEN	BS-5279	PR 1LF; PR 1LT			
2.0 TFSI	125/170	10/06->06/08	VEN	BS-5245	PR 1LA			
			VEN	BS-5279	PR 1LF; PR 1LT			
2.0 TFSI	147/200	11/04->06/08	VEN	BS-5245	PR 1LA			
			VEN	BS-5279	PR 1LF; PR 1LT			
2.0 TFSI quattro	162/220	06/05->06/08	VEN	BS-5245	PR 1LA			
			VEN	BS-5279	PR 1LF; PR 1LT			
2.0 TFSI quattro	147/200	11/04->06/08	VEN	BS-5245	PR 1LA			
			VEN	BS-5279	PR 1LF; PR 1LT			
2.5 TDI	120/163	11/04->05/06	VEN	BS-5245	PR 1LA			
			VEN	BS-5279	PR 1LF; PR 1LT			
2.7 TDi	120/163	11/05->03/08	VEN	BS-5245	PR 1LA			
			VEN	BS-5279	PR 1LF; PR 1LT			
2.7 TDI	132/180	01/06->06/08	VEN	BS-5083	PR 1LB; PR 1LE	SOL	BS-5780	PR 1KD
			VEN	BS-5195	PR 1LZ			
			VEN	BS-5245	PR 1LA			
			VEN	BS-5279	PR 1LT; PR 1LF			
3.0	160/218	11/04->05/06	VEN	BS-5245	PR 1LA			
			VEN	BS-5279	PR 1LF; PR 1LT			
3.0 quattro	160/218	11/04->07/06	VEN	BS-5245	PR 1LA			
			VEN	BS-5279	PR 1LF/1LT			
3.0 TDI quattro	171/233	01/06->06/08	VEN	BS-5245	PR 1LA			
			VEN	BS-5279	PR 1LF; PR 1LT			
3.0 TDI quattro	150/204	11/04->06/08	VEN	BS-5245	PR 1LA			
			VEN	BS-5279	PR 1LF; PR 1LT			
3.2 FSI	188/255	01/05->06/08	VEN	BS-5245	PR 1LA			
			VEN	BS-5279	PR 1LF; PR 1LT			
3.2 FSI quattro	188/255	01/05->06/08	VEN	BS-5245	PR 1LA			
			VEN	BS-5279	PR 1LF; PR 1LT			
<b>A4 Avant (8K5, B8) </b>								
1.8 TFSI	88/120	04/08->12/15	VEN	BS-5641	PR 1LA	SOL	BS-5842	+ elec. handbrake; PR 1KW
			VEN	BS-5781	PR 1LD			
			VEN	BS-5845	07/11->; PR 1LA; PR 1LB	VEN	BS-5876	PR 1KP
			VEN	BS-5867	PR 1LT			







	kW/HP		Type			Type		
1.8 TFSI	118/160	11/07->03/12	VEN	BS-5641	->06/11; PR 1LA			
			VEN	BS-5845	07/11->; PR 1LA; PR 1LB	SOL	BS-5842	+ elec. handbrake; PR 1KW
			VEN	BS-5867	PR 1LT			
1.8 TFSI	125/170	11/11->12/15	VEN	BS-5781	PR 1LD	SOL	BS-5842	PR 1KW; PR 2EH; + elec. handbrake
			VEN	BS-5845	PR 1LA; PR 1LB			
			VEN	BS-5867	PR 1LT; PR 1LY	VEN	BS-5876	PR 1KP
1.8 TFSI quattro	118/160	09/08->03/12	VEN	BS-5641	PR 1LA			
			VEN	BS-5845	07/11->; PR 1LA; PR 1LB	SOL	BS-5842	+ elec. handbrake; PR 1KW
			VEN	BS-5867	PR 1LT			
1.8 TFSI quattro	125/170	11/11->12/15	VEN	BS-5781	PR 1LD			
			VEN	BS-5845	PR 1LA; PR 1LB	SOL	BS-5842	PR 1KW; PR 2EH
			VEN	BS-5867	PR 1LT/1LY			
2.0 TDI	105/143	04/08->12/15	VEN	BS-5641	PR 1LA			
			VEN	BS-5845	07/11->; PR 1LA; PR 1LB	SOL	BS-5842	+ elec. handbrake; PR 1KW
			VEN	BS-5867	PR 1LT			
2.0 TDI	125/170	04/08->03/12	VEN	BS-5641	PR 1LA			
			VEN	BS-5845	07/11->; PR 1LA; PR 1LB	SOL	BS-5842	+ elec. handbrake; PR 1KW
			VEN	BS-5867	PR 1LT			
2.0 TDI	100/136	04/08->12/15	VEN	BS-5641	PR 1LA	SOL	BS-5842	+ elec. handbrake; PR 1KW
			VEN	BS-5781	PR 1LD			
			VEN	BS-5845	07/11->; PR 1LA; PR 1LB	VEN	BS-5876	PR 1KP
2.0 TDI	110/150	05/13->12/15	VEN	BS-5845	PR 1LA/1LB	SOL	BS-5842	PR 1KW/2EH
			VEN	BS-5867	PR 1LT/1LY	VEN	BS-5876	PR 1KP
			VEN	BS-5641	PR 1LA			
2.0 TDI	88/120	06/08->12/15	VEN	BS-5845	07/11->; PR 1LA; PR 1LB	SOL	BS-5842	+ elec. handbrake; PR 1KW
			VEN	BS-5867	PR 1LT			
			VEN	BS-5641	PR 1LA			
2.0 TDI	120/163	08/08->12/15	VEN	BS-5845	07/11->; PR 1LA; PR 1LB	SOL	BS-5842	+ elec. handbrake; PR 1KW
			VEN	BS-5867	PR 1LT			
			VEN	BS-5845	PR 1LA/1LB			
2.0 TDI	140/190	09/13->12/15	VEN	BS-5867	PR 1LT/1LY			
			VEN	BS-5781	PR 1LD	SOL	BS-5842	PR 1KW; PR 2EH; + elec. handbrake
			VEN	BS-5845	PR 1LA; PR 1LB			
2.0 TDI	130/177	11/11->12/15	VEN	BS-5867	PR 1LT; PR 1LY	VEN	BS-5876	PR 1KP
			VEN	BS-5641	PR 1LA			
			VEN	BS-5845	07/11->; PR 1LA; PR 1LB	SOL	BS-5842	+ elec. handbrake; PR 1KW
2.0 TDI quattro	105/143	04/08->12/15	VEN	BS-5867	PR 1LT			
			VEN	BS-5845	07/11->; PR 1LA; PR 1LB	SOL	BS-5842	+ elec. handbrake; PR 1KW
			VEN	BS-5641	PR 1LA			

	kW/HP		Type			Type		
2.0 TDI quattro	110/150	05/13->12/15	VEN	BS-5845	PR 1LA/1LB	SOL	BS-5842	PR 1KW/2EH
			VEN	BS-5867	PR 1LT/1LY	VEN	BS-5876	PR 1KP
2.0 TDI quattro	125/170	08/08->03/12	VEN	BS-5641	PR 1LA			
			VEN	BS-5845	07/11->; PR 1LA; PR 1LB	SOL	BS-5842	+ elec. handbrake; PR 1KW
2.0 TDI quattro	140/190	09/13->12/15	VEN	BS-5845	PR 1LA/1LB			
			VEN	BS-5867	PR 1LT/1LY			
2.0 TDI quattro	130/177	11/11->12/15	VEN	BS-5781	PR 1LD			
			VEN	BS-5845	PR 1LA; PR 1LB	SOL	BS-5842	PR 1KW/2EH
2.0 TFSI	165/224	05/13->12/15	VEN	BS-5867	PR 1LT/1LY	VEN	BS-5876	PR 1KP
			VEN	BS-5845	PR 1LA/1LB	SOL	BS-5842	PR 1KW/2EH
2.0 TFSI	155/211	06/08->05/13	VEN	BS-5641	PR 1LA	SOL	BS-5842	+ elec. handbrake; PR 1KW
			VEN	BS-5781	PR 1LD			
2.0 TFSI	132/180	06/08->12/15	VEN	BS-5845	07/11->; PR 1LA; PR 1LB	VEN	BS-5876	PR 1KP
			VEN	BS-5867	PR 1LT			
2.0 TFSI	132/180	06/08->12/15	VEN	BS-5641	PR 1LA	SOL	BS-5842	+ elec. handbrake; PR 1KW
			VEN	BS-5781	PR 1LD			
2.0 TFSI flexible fuel	132/180	11/09->12/15	VEN	BS-5845	07/11->; PR 1LA; PR 1LB	VEN	BS-5876	PR 1KP
			VEN	BS-5867	PR 1LT			
2.0 TFSI flexible fuel quattro	132/180	11/09->12/15	VEN	BS-5641	PR 1LA	SOL	BS-5842	+ elec. handbrake; PR 1KW
			VEN	BS-5845	07/11->; PR 1LA; PR 1LB	VEN	BS-5876	PR 1KP
2.0 TFSI quattro	165/224	05/13->12/15	VEN	BS-5867	PR 1LT/1LY	VEN	BS-5876	PR 1KP
			VEN	BS-5845	PR 1LA/1LB	SOL	BS-5842	PR 1KW/2EH
2.0 TFSI quattro	155/211	06/08->12/15	VEN	BS-5641	PR 1LA	SOL	BS-5842	+ elec. handbrake; PR 1KW
			VEN	BS-5845	07/11->; PR 1LA; PR 1LB	VEN	BS-5876	PR 1KP
2.7 TDI	140/190	04/08->03/12	VEN	BS-5867	PR 1LT			
			VEN	BS-5845	07/11->; PR 1LA; PR 1LB	SOL	BS-5842	+ elec. handbrake; PR 1KW
2.7 TDI	120/163	06/08->03/12	VEN	BS-5641	PR 1LA			
			VEN	BS-5867	PR 1LT			
2.7 TDI	120/163	06/08->03/12	VEN	BS-5845	07/11->; PR 1LA; PR 1LB	SOL	BS-5842	+ elec. handbrake; PR 1KW
			VEN	BS-5867	PR 1LT			








	kW/HP		Type			Type			
3.0 TDI	150/204	11/11->12/15	VEN	BS-5781	PR 1LD	SOL	BS-5842	PR 1KW; PR 2EH; + elec. handbrake	
			VEN	BS-5845	PR 1LA; PR 1LB				
			VEN	BS-5867	PR 1LT; PR 1LY				
3.0 TDI quattro	176/240	04/08->03/12	VEN	BS-5641	PR 1LA	SOL	BS-5842	+ elec. handbrake; PR 1KW	
			VEN	BS-5845	07/11->; PR 1LA; PR 1LB				
			VEN	BS-5867	PR 1LT				
3.0 TDI quattro	180/245	11/11->12/15	VEN	BS-5781	PR 1LD	SOL	BS-5842	PR 1KW/2EH	
			VEN	BS-5845	PR 1LA; PR 1LB				
			VEN	BS-5867	PR 1LT/1LY				
3.0 TFSI quattro	200/272	02/12->12/15	VEN	BS-5781	PR 1LD	SOL	BS-5842	PR 1KW; PR 2EH	
			VEN	BS-5845	PR 1LA; PR 1LB				
			VEN	BS-5867	PR 1LT/1LY				
3.2 FSI	195/265	09/08->03/12	VEN	BS-5641	PR 1LA	SOL	BS-5842	+ elec. handbrake; PR 1KW	
			VEN	BS-5845	07/11->; PR 1LA; PR 1LB				
			VEN	BS-5867	PR 1LT				
3.2 FSI quattro	195/265	04/08->03/12	VEN	BS-5641	PR 1LA	SOL	BS-5842	+ elec. handbrake; PR 1KW	
			VEN	BS-5845	07/11->; PR 1LA; PR 1LB				
			VEN	BS-5867	PR 1LT				
S4 quattro	245/333	11/08->12/15	VEN	BS-5781	PR 1LJ; 07/11->; PR 1ZT	VEN	BS-5876	12/10->; PR 1KE	
<b>A4 Avant (8W5, B9) </b>									
1.4 TFSI	110/150	02/16->				VEN	BS-5876	PR 1KF/1KJ	
2.0 TDI	140/190	08/15->				VEN	BS-5876	PR 1KF; PR 1KJ	
2.0 TDI	110/150	08/15->				VEN	BS-5876	PR 1KF; PR 1KJ	
2.0 TDI	100/136	08/15->				VEN	BS-5876	PR 1KF; PR 1KJ	
2.0 TDI quattro	140/190	10/15->				VEN	BS-5876	PR 1KF; PR 1KJ	
2.0 TFSI	140/190	08/15->				VEN	BS-5876	PR 1KF; PR 1KJ	
2.0 TFSI quattro	185/252	08/15->				VEN	BS-5876	PR 1KF; PR 1KJ	
2.0 TFSI quattro	183/249	11/15->				VEN	BS-5876	PR 1KF; PR 1KJ	
3.0 TDI	160/218	10/15->				VEN	BS-5876	PR 1KF; PR 1KJ	
3.0 TDI quattro	200/272	08/15->				VEN	BS-5876	PR 1KF; PR 1KJ	
3.0 TDI quattro	160/218	11/15->				VEN	BS-5876	PR 1KF; PR 1KJ	
<b>A4 Convertible (8H7, B6, 8HE, B7) </b>									
1.8 T	120/163	07/02->03/09	VEN	BS-5083	PR 1LB; PR 1LE	SOL	BS-5780	PR 1KD	
			VEN	BS-5245	PR 1LA; MD 8HE				
			VEN	BS-5279	PR 1LT; PR 1LF				
1.8 T quattro	120/163	05/03->03/09	VEN	BS-5083	PR 1LB; PR 1LE	SOL	BS-5780	PR 1KD	
			VEN	BS-5279	PR 1LT; PR 1LF				







	<b>kW/HP</b>		<b>Type</b>			<b>Type</b>		
2.0	96/130	09/04->12/05	VEN	BS-5083	PR 1LB; PR 1LE	SOL	BS-5780	PR 1KD
			VEN	BS-5279	PR 1LT/1LF			
2.0 TDI	103/140	01/06->03/09	VEN	BS-5083	PR 1LB	SOL	BS-5780	PR 1KD
			VEN	BS-5245	PR 1LA			
2.0 TDI	100/136	01/06->03/09	VEN	BS-5279	PR 1LT	SOL	BS-5780	PR 1KD
			VEN	BS-5083	PR 1LB			
2.0 TFSI 16V	147/200	01/06->03/09	VEN	BS-5245	PR 1LA	SOL	BS-5780	PR 1KD
			VEN	BS-5279	PR 1LT			
2.4	125/170	04/02->12/05	VEN	BS-5083	PR 1LB/1LE	SOL	BS-5780	PR 1KD
			VEN	BS-5195	PR 1LZ			
2.4	120/163	04/02->12/05	VEN	BS-5279	PR 1LT/1LF	SOL	BS-5780	PR 1KD
			VEN	BS-5083	PR 1LB; PR 1LE			
2.5 TDI	120/163	08/02->12/05	VEN	BS-5195	PR 1LZ	SOL	BS-5780	PR 1KD
			VEN	BS-5279	PR 1LT; PR 1LF			
2.7 TDI	132/180	06/06->03/09	VEN	BS-5083	PR 1LB	SOL	BS-5780	PR 1KD
			VEN	BS-5245	PR 1LA			
3.0	162/220	04/02->12/05	VEN	BS-5279	PR 1LT; PR 1LF	SOL	BS-5780	PR 1KD
			VEN	BS-5083	PR 1LB/1LE			
3.0 quattro	160/218	04/02->12/05	VEN	BS-5195	PR 1LZ	SOL	BS-5780	PR 1KD
			VEN	BS-5279	PR 1LT/1LF			
3.0 TDI quattro	171/233	01/06->03/09	VEN	BS-5083	PR 1LB; PR 1LE	SOL	BS-5780	PR 1KD
			VEN	BS-5279	PR 1LT; PR 1LF			
3.0 TDI quattro	150/204	01/06->03/09	VEN	BS-5083	PR 1LB	SOL	BS-5780	PR 1KD
			VEN	BS-5245	PR 1LA			
			VEN	BS-5279	PR 1LT			
			VEN	BS-5083	PR 1LB; PR 1LE			
			VEN	BS-5279	PR 1LT; PR 1LF			
			VEN	BS-5083	PR 1LB			
			VEN	BS-5245	PR 1LA			
			VEN	BS-5279	PR 1LT			
			VEN	BS-5083	PR 1LB; PR 1LE			
			VEN	BS-5245	PR 1LA			
			VEN	BS-5279	PR 1LF; PR 1LT			








	kW/HP		Type			Type		
3.2 FSI	188/255	01/06->03/09	VEN	BS-5083	PR 1LB			
			VEN	BS-5245	PR 1LA			
			VEN	BS-5279	PR 1LT			
3.2 FSI quattro	188/255	01/06->03/09	VEN	BS-5083	PR 1LB			
			VEN	BS-5245	PR 1LA			
			VEN	BS-5279	PR 1LT			
S4 quattro	253/344	03/04->03/09	VEN	BS-5083	PR 1LB; MD 8HE			
			VEN	BS-5245	PR 1LA; MD 8HE			
			VEN	BS-5279	PR 1LT; MD 8HE			
<b>A5 (8T3) </b>								
1.8 TFSI	118/160	05/09->	VEN	BS-5641	PR 1LA			
			VEN	BS-5845	07/11->; PR 1LA; PR 1LB	SOL	BS-5842	PR 1KW
			VEN	BS-5867	PR 1LT			
1.8 TFSI	130/177	05/15->	VEN	BS-5845	PR 1LA; PR 1LB	SOL	BS-5842	PR 1KW; PR 2EH
			VEN	BS-5867	PR 1LT; PR 1LY	VEN	BS-5876	PR 1KP
1.8 TFSI	125/170	10/07->	VEN	BS-5641	PR 1LA	SOL	BS-5842	PR 1KW; PR 2EH
			VEN	BS-5781	PR 1LD			
			VEN	BS-5845	07/11->; PR 1LA; PR 1LB	VEN	BS-5876	PR 1KP
2.0 TDI	125/170	08/08->	VEN	BS-5641	PR 1LA	SOL	BS-5842	PR 1KW
			VEN	BS-5781	PR 1LD			
			VEN	BS-5845	07/11->; PR 1LA; PR 1LB	VEN	BS-5876	PR 1KP
2.0 TDI	140/190	09/13->	VEN	BS-5867	PR 1LT			
			VEN	BS-5845	PR 1LA/1LB			
			VEN	BS-5867	PR 1LT/1LY			
2.0 TDI	130/177	10/11->	VEN	BS-5641	PR 1LA	SOL	BS-5842	PR 1KW; PR 2EH
			VEN	BS-5781	PR 1LD			
			VEN	BS-5845	PR 1LA; PR 1LB	VEN	BS-5876	PR 1KP
			VEN	BS-5867	PR 1LT			
2.0 TDI quattro	125/170	08/08->	VEN	BS-5641	PR 1LA	SOL	BS-5842	PR 1KW
			VEN	BS-5781	PR 1LD			
			VEN	BS-5845	07/11->; PR 1LA; PR 1LB	VEN	BS-5876	PR 1KP
2.0 TDI quattro	140/190	09/13->	VEN	BS-5867	PR 1LT			
			VEN	BS-5845	PR 1LA/1LB			
			VEN	BS-5867	PR 1LT/1LY			
2.0 TDI quattro	130/177	12/11->	VEN	BS-5781	PR 1LD	SOL	BS-5842	PR 1KW; PR 2EH
			VEN	BS-5845	PR 1LA; PR 1LB			
			VEN	BS-5867	PR 1LT	VEN	BS-5876	PR 1KP







	kW/HP		Type			Type		
2.0 TFSI	165/224	05/13->	VEN	BS-5781	->08/13; PR 1LD	SOL	BS-5842	PR 1KW/2EH
			VEN	BS-5845	PR 1LA/1LB			
			VEN	BS-5867	PR 1LT	VEN	BS-5876	PR 1KP
2.0 TFSI	155/211	06/08->	VEN	BS-5641	PR 1LA	SOL	BS-5842	PR 1KW
			VEN	BS-5781	PR 1LD			
			VEN	BS-5845	07/11->; PR 1LA; PR 1LB	VEN	BS-5876	PR 1KP
			VEN	BS-5867	PR 1LT			
2.0 TFSI	169/230	08/15->	VEN	BS-5845	PR 1LA; PR 1LB	SOL	BS-5842	PR 1KW; PR 2EH
			VEN	BS-5867	PR 1LT; PR 1LY	VEN	BS-5876	PR 1KP
2.0 TFSI	132/180	11/08->	VEN	BS-5641	PR 1LA	SOL	BS-5842	PR 1KW; PR 2EH
			VEN	BS-5781	PR 1LD			
			VEN	BS-5845	07/11->; PR 1LA; PR 1LB	VEN	BS-5876	PR 1KP
			VEN	BS-5867	PR 1LT			
2.0 TFSI quattro	162/220	03/12->	VEN	BS-5845	PR 1LA; PR 1LB	SOL	BS-5842	PR 1KW; PR 2EH
			VEN	BS-5867	PR 1LT; PR 1LY	VEN	BS-5876	PR 1KP
2.0 TFSI quattro	165/224	05/13->	VEN	BS-5781	->08/13; PR 1LD	SOL	BS-5842	PR 1KW/2EH
			VEN	BS-5845	PR 1LA/1LB			
			VEN	BS-5867	PR 1LT	VEN	BS-5876	PR 1KP
2.0 TFSI quattro	155/211	06/08->	VEN	BS-5641	PR 1LA	SOL	BS-5842	PR 1KW
			VEN	BS-5781	PR 1LD			
			VEN	BS-5845	07/11->; PR 1LA; PR 1LB	VEN	BS-5876	PR 1KP
			VEN	BS-5867	PR 1LT			
2.0 TFSI quattro	169/230	08/15->	VEN	BS-5845	PR 1LA; PR 1LB	SOL	BS-5842	PR 1KW; PR 2EH
			VEN	BS-5867	PR 1LT; PR 1LY	VEN	BS-5876	PR 1KP
2.7 TDI	140/190	06/07->	VEN	BS-5641	PR 1LA	SOL	BS-5842	PR 1KW
			VEN	BS-5781	PR 1LD			
			VEN	BS-5845	07/11->; PR 1LA; PR 1LB	VEN	BS-5876	PR 1KP
			VEN	BS-5867	PR 1LT			
2.7 TDI	120/163	09/07->	VEN	BS-5641	PR 1LA	SOL	BS-5842	PR 1KW
			VEN	BS-5781	PR 1LD			
			VEN	BS-5845	07/11->; PR 1LA; PR 1LB	VEN	BS-5876	PR 1KP
			VEN	BS-5867	PR 1LT			
3.0 TDI	150/204	10/11->	VEN	BS-5781	PR 1LD	SOL	BS-5842	PR 1KW; PR 2EH
			VEN	BS-5845	PR 1LA; PR 1LB			
			VEN	BS-5867	PR 1LT	VEN	BS-5876	PR 1KP
3.0 TDI quattro	155/211	03/08->	VEN	BS-5641	PR 1LA	SOL	BS-5842	PR 1KW
			VEN	BS-5867	PR 1LT	VEN	BS-5876	PR 1KP

















	kW/HP		Type			Type			
3.0 TDI quattro	160/218	05/15->	VEN	BS-5845	PR 1LA; PR 1LB	SOL	BS-5842	PR 1KW; PR 2EH	
			VEN	BS-5867	PR 1LT; PR 1LY	VEN	BS-5876	PR 1KP	
3.0 TDI quattro	176/240	06/07->	VEN	BS-5641	PR 1LA; ->06/11	SOL	BS-5842	PR 1KW	
			VEN	BS-5781	PR 1LD				
			VEN	BS-5845	07/11->; PR 1LA; PR 1LB	VEN	BS-5876	PR 1KP	
			VEN	BS-5867	PR 1LT				
3.0 TDI quattro	180/245	10/11->	VEN	BS-5781	PR 1LD	SOL	BS-5842	PR 1KW; PR 2EH	
			VEN	BS-5845	PR 1LA; PR 1LB	VEN	BS-5876	PR 1KP	
			VEN	BS-5867	PR 1LT				
3.0 TFSI quattro	200/272	12/11->	VEN	BS-5781	PR 1LD	SOL	BS-5842	PR 1KW; PR 2EH	
			VEN	BS-5845	PR 1LA; PR 1LB	VEN	BS-5876	PR 1KP	
			VEN	BS-5867	PR 1LT				
3.2 FSI	195/265	06/07->	VEN	BS-5641	PR 1LA	SOL	BS-5842	PR 1KW	
			VEN	BS-5781	PR 1LD				
			VEN	BS-5845	07/11->; PR 1LA; PR 1LB	VEN	BS-5876	PR 1KP	
			VEN	BS-5867	PR 1LT				
3.2 FSI quattro	195/265	06/07->	VEN	BS-5641	PR 1LA	SOL	BS-5842	PR 1KW	
			VEN	BS-5781	PR 1LD				
			VEN	BS-5845	07/11->; PR 1LA; PR 1LB	VEN	BS-5876	PR 1KP	
			VEN	BS-5867	PR 1LT				
S5 quattro	260/354	06/07->	VEN	BS-5781	PR 1LJ; 07/11->; PR 1ZT	VEN	BS-5876	12/10->; PR 1KE	
S5 quattro	245/333	10/11->	VEN	BS-5781	PR 1LJ; PR 1ZT	VEN	BS-5876		
<b>A5 Convertible (8F7) </b>									
1.8 TFSI	130/177	05/15->	VEN	BS-5845	PR 1LA; PR 1LB	SOL	BS-5842	PR 1KW; PR 2EH	
			VEN	BS-5867	PR 1LT	VEN	BS-5876	PR 1KP	
1.8 TFSI	118/160	09/09->	VEN	BS-5641	PR 1LA	SOL	BS-5842	PR 1KW; PR 2EH	
			VEN	BS-5781	PR 1LD				
			VEN	BS-5845	07/11->; PR 1LA; PR 1LB	VEN	BS-5876	PR 1KP	
			VEN	BS-5867	PR 1LT				
1.8 TFSI	125/170	10/11->	VEN	BS-5781	PR 1LD	SOL	BS-5842	PR 1KW; PR 2EH	
			VEN	BS-5845	PR 1LA; PR 1LB	VEN	BS-5876	PR 1KP	
			VEN	BS-5867	PR 1LT				
2.0 TDI	125/170	05/09->	VEN	BS-5641	PR 1LA; PR 1LB	SOL	BS-5842	PR 1KW	
			VEN	BS-5781	PR 1LD				
			VEN	BS-5845	07/11->; PR 1LA; PR 1LB	VEN	BS-5876	PR 1KP	
			VEN	BS-5867	PR 1LT				







	kW/HP		Type			Type		
2.0 TDI	110/150	05/13->	VEN	BS-5781	->08/13; PR 1LD	SOL	BS-5842	PR 1KW/2EH
			VEN	BS-5845	PR 1LA/1LB			
			VEN	BS-5867	PR 1LT	VEN	BS-5876	PR 1KP
2.0 TDI	140/190	09/13->	VEN	BS-5845	PR 1LA/1LB			
			VEN	BS-5867	PR 1LT/1LY			
2.0 TDI	130/177	10/11->	VEN	BS-5781	PR 1LD	SOL	BS-5842	PR 1KW; PR 2EH
			VEN	BS-5845	PR 1LA; PR 1LB			
			VEN	BS-5867	PR 1LT	VEN	BS-5876	PR 1KP
2.0 TDI	105/143	10/11->	VEN	BS-5781	PR 1LD	SOL	BS-5842	PR 1KW; PR 2EH
			VEN	BS-5845	PR 1LA; PR 1LB			
			VEN	BS-5867	PR 1LT	VEN	BS-5876	PR 1KP
2.0 TDI quattro	130/177	01/12->	VEN	BS-5781	PR 1LD	SOL	BS-5842	PR 1KW; PR 2EH
			VEN	BS-5845	PR 1LA; PR 1LB			
			VEN	BS-5867	PR 1LT	VEN	BS-5876	PR 1KP
2.0 TDI quattro	140/190	09/13->	VEN	BS-5845	PR 1LA/1LB			
			VEN	BS-5867	PR 1LT/1LY			
2.0 TFSI	132/180	03/09->	VEN	BS-5641	PR 1LA; PR 1LB	SOL	BS-5842	PR 1KW
			VEN	BS-5781	PR 1LD			
			VEN	BS-5845	07/11->; PR 1LA; PR 1LB	VEN	BS-5876	PR 1KP
			VEN	BS-5867	PR 1LT			
2.0 TFSI	155/211	03/09->	VEN	BS-5641	PR 1LA; PR 1LB	SOL	BS-5842	PR 1KW
			VEN	BS-5781	PR 1LD			
			VEN	BS-5845	07/11->; PR 1LA; PR 1LB	VEN	BS-5876	PR 1KP
			VEN	BS-5867	PR 1LT			
2.0 TFSI	165/224	05/13->	VEN	BS-5781	->08/13; PR 1LD	SOL	BS-5842	PR 1KW/2EH
			VEN	BS-5845	PR 1LA/1LB			
			VEN	BS-5867	PR 1LT	VEN	BS-5876	PR 1KP
2.0 TFSI	162/220	05/13->	VEN	BS-5845	PR 1LA; PR 1LB	SOL	BS-5842	PR 1KW; PR 2EH
			VEN	BS-5867	PR 1LT	VEN	BS-5876	PR 1KP
2.0 TFSI	169/230	08/15->	VEN	BS-5845	PR 1LA; PR 1LB	SOL	BS-5842	PR 1KW; PR 2EH
			VEN	BS-5867	PR 1LT	VEN	BS-5876	PR 1KP
2.0 TFSI quattro	155/211	03/09->	VEN	BS-5641	PR 1LA; PR 1LB	SOL	BS-5842	PR 1KW/2EH
			VEN	BS-5781	PR 1LD			
			VEN	BS-5845	07/11->; PR 1LA; PR 1LB	VEN	BS-5876	PR 1KP
			VEN	BS-5867	PR 1LT			
2.0 TFSI quattro	165/224	05/13->	VEN	BS-5781	->08/13; PR 1LD	SOL	BS-5842	PR 1KW/2EH
			VEN	BS-5845	PR 1LA/1LB			
			VEN	BS-5867	PR 1LT	VEN	BS-5876	PR 1KP







	kw/HP		Type			Type			
2.0 TFSI quattro	169/230	08/15->	VEN	BS-5845	PR 1LA; PR 1LB	SOL	BS-5842	PR 1KW; PR 2EH	
			VEN	BS-5867	PR 1LT	VEN	BS-5876	PR 1KP	
2.7 TDI	140/190	03/09->	VEN	BS-5641	PR 1LA; PR 1LB	SOL	BS-5842	PR 1KW/2EH	
			VEN	BS-5781	PR 1LD				
			VEN	BS-5845	07/11->; PR 1LA; PR 1LB	VEN	BS-5876	PR 1KP	
			VEN	BS-5867	PR 1LT				
3.0 TDI	150/204	10/11->	VEN	BS-5781	PR 1LD	SOL	BS-5842	PR 1KW; PR 2EH	
			VEN	BS-5845	PR 1LA; PR 1LB	VEN	BS-5876	PR 1KP	
			VEN	BS-5867	PR 1LT				
3.0 TDI quattro	176/240	03/09->	VEN	BS-5641	PR 1LA/1LB; ->06/11	SOL	BS-5842	PR 1KW/2EH	
			VEN	BS-5781	PR 1LD				
			VEN	BS-5845	07/11->; PR 1LA; PR 1LB	VEN	BS-5876	PR 1KP	
			VEN	BS-5867	PR 1LT				
3.0 TDI quattro	160/218	05/15->	VEN	BS-5845	PR 1LA; PR 1LB	SOL	BS-5842	PR 1KW; PR 2EH	
			VEN	BS-5867	PR 1LT; PR 1LY	VEN	BS-5876	PR 1KP	
3.0 TDI quattro	180/245	10/11->	VEN	BS-5781	PR 1LD	SOL	BS-5842	PR 1KW; PR 2EH	
			VEN	BS-5845	PR 1LA; PR 1LB	VEN	BS-5876	PR 1KP	
			VEN	BS-5867	PR 1LT				
3.0 TFSI quattro	200/272	11/11->	VEN	BS-5781	PR 1LD	SOL	BS-5842	PR 1KW; PR 2EH	
			VEN	BS-5845	PR 1LA; PR 1LB	VEN	BS-5876	PR 1KP	
			VEN	BS-5867	PR 1LT				
3.2 FSI	195/265	03/09->	VEN	BS-5641	PR 1LA; PR 1LB	SOL	BS-5842	PR 1KW	
			VEN	BS-5781	PR 1LD				
			VEN	BS-5845	07/11->; PR 1LA; PR 1LB	VEN	BS-5876	PR 1KP	
			VEN	BS-5867	PR 1LT				
3.2 FSI quattro	195/265	03/09->	VEN	BS-5641	PR 1LA; PR 1LB	SOL	BS-5842	PR 1KW/2EH	
			VEN	BS-5781	PR 1LD				
			VEN	BS-5845	07/11->; PR 1LA; PR 1LB	VEN	BS-5876	PR 1KP	
VEN	BS-5867	PR 1LT							
S5 quattro	245/333	06/09->	VEN	BS-5781	PR 1LJ; 07/11->; PR 1ZT	VEN	BS-5876	11/10->; PR 1KE	
<b>A5 Sportback (8TA)</b> 									
1.8 TFSI	130/177	05/15->	VEN	BS-5845	PR 1LA; PR 1LB	SOL	BS-5842	PR 1KW; PR 2EH	
			VEN	BS-5867	PR 1LT; PR 1LY	VEN	BS-5876	PR 1KP	
1.8 TFSI	125/170	08/11->	VEN	BS-5781	PR 1LD	SOL	BS-5842	PR 1KW; PR 2EH	
			VEN	BS-5845	PR 1LA; PR 1LB	VEN	BS-5876	PR 1KP	
			VEN	BS-5867	PR 1LT				

	kW/HP		Type			Type		
1.8 TFSI	106/144	09/14->	VEN	BS-5781	PR 1LD	SOL	BS-5842	PR 1KW/2EH
			VEN	BS-5845	PR 1LA/1LB			
			VEN	BS-5867	PR 1LT	VEN	BS-5876	PR 1KP
1.8 TFSI	118/160	11/09->	VEN	BS-5641	PR 1LA			
			VEN	BS-5845	07/11->; PR 1LA; PR 1LB	SOL	BS-5842	PR 1KW
			VEN	BS-5867	PR 1LT			
2.0 TDI	110/150	05/13->	VEN	BS-5781	->08/13; PR 1LD	SOL	BS-5842	PR 1KW/2EH
			VEN	BS-5845	PR 1LA/1LB			
			VEN	BS-5867	PR 1LT	VEN	BS-5876	PR 1KP
2.0 TDI	125/170	09/09->	VEN	BS-5641	PR 1LA			
			VEN	BS-5781	PR 1LD	SOL	BS-5842	PR 1KW; PR 2EH
			VEN	BS-5845	07/11->; PR 1LA; PR 1LB	VEN	BS-5876	PR 1KP
			VEN	BS-5867	PR 1LT			
2.0 TDI	105/143	09/09->	VEN	BS-5641	PR 1LA	SOL	BS-5842	PR 1KW
			VEN	BS-5781	PR 1LD			
			VEN	BS-5845	07/11->; PR 1LA; PR 1LB	VEN	BS-5876	PR 1KP
			VEN	BS-5867	PR 1LT			
2.0 TDI	140/190	09/13->	VEN	BS-5845	PR 1LA/1LB			
			VEN	BS-5867	PR 1LT/1LY			
2.0 TDI	130/177	10/11->	VEN	BS-5641	PR 1LA	SOL	BS-5842	PR 1KW; PR 2EH
			VEN	BS-5781	PR 1LD			
			VEN	BS-5845	PR 1LA; PR 1LB	VEN	BS-5876	PR 1KP
			VEN	BS-5867	PR 1LT			
2.0 TDI quattro	125/170	09/09->	VEN	BS-5641	PR 1LA	SOL	BS-5842	PR 1KW
			VEN	BS-5781	PR 1LD			
			VEN	BS-5845	07/11->; PR 1LA; PR 1LB	VEN	BS-5876	PR 1KP
			VEN	BS-5867	PR 1LT			
2.0 TDI quattro	140/190	09/13->	VEN	BS-5845	PR 1LA/1LB			
			VEN	BS-5867	PR 1LT/1LY			
2.0 TDI quattro	130/177	12/11->	VEN	BS-5781	PR 1LD	SOL	BS-5842	PR 1KW; PR 2EH
			VEN	BS-5845	PR 1LA; PR 1LB			
			VEN	BS-5867	PR 1LT	VEN	BS-5876	PR 1KP
2.0 TFSI	165/224	05/13->	VEN	BS-5781	->08/13; PR 1LD	SOL	BS-5842	PR 1KW/2EH
			VEN	BS-5845	PR 1LA/1LB			
			VEN	BS-5867	PR 1LT	VEN	BS-5876	PR 1KP
2.0 TFSI	169/230	08/15->	VEN	BS-5845	PR 1LA; PR 1LB	SOL	BS-5842	PR 1KW; PR 2EH
			VEN	BS-5867	PR 1LT; PR 1LY	VEN	BS-5876	PR 1KP







	kW/HP		Type			Type		
2.0 TFSI	132/180	09/09->	VEN	BS-5641	PR 1LA	SOL	BS-5842	PR 1KW
			VEN	BS-5781	PR 1LD			
			VEN	BS-5845	07/11->; PR 1LA; PR 1LB	VEN	BS-5876	PR 1KP
			VEN	BS-5867	PR 1LT			
2.0 TFSI	155/211	09/09->	VEN	BS-5641	PR 1LA	SOL	BS-5842	PR 1KW
			VEN	BS-5781	PR 1LD			
			VEN	BS-5845	07/11->; PR 1LA; PR 1LB	VEN	BS-5876	PR 1KP
			VEN	BS-5867	PR 1LT			
2.0 TFSI quattro	165/224	05/13->	VEN	BS-5781	->08/13; PR 1LD	SOL	BS-5842	PR 1KW/2EH
			VEN	BS-5845	PR 1LA/1LB			
			VEN	BS-5867	PR 1LT	VEN	BS-5876	PR 1KP
2.0 TFSI quattro	169/230	08/15->	VEN	BS-5845	PR 1LA; PR 1LB	SOL	BS-5842	PR 1KW; PR 2EH
			VEN	BS-5867	PR 1LT; PR 1LY	VEN	BS-5876	PR 1KP
2.0 TFSI quattro	155/211	09/09->	VEN	BS-5641	PR 1LA	SOL	BS-5842	PR 1KW
			VEN	BS-5781	PR 1LD			
			VEN	BS-5845	07/11->; PR 1LA; PR 1LB	VEN	BS-5876	PR 1KP
			VEN	BS-5867	PR 1LT			
2.7 TDI	140/190	09/09->	VEN	BS-5641	PR 1LA	SOL	BS-5842	PR 1KW; PR 2EH
			VEN	BS-5781	PR 1LD			
			VEN	BS-5845	07/11->; PR 1LA; PR 1LB	VEN	BS-5876	PR 1KP
			VEN	BS-5867	PR 1LT			
3.0 TDI	150/204	10/11->	VEN	BS-5781	PR 1LD	SOL	BS-5842	PR 1KW; PR 2EH
			VEN	BS-5845	PR 1LA; PR 1LB			
			VEN	BS-5867	PR 1LT	VEN	BS-5876	PR 1KP
3.0 TDI quattro	160/218	05/15->	VEN	BS-5845	PR 1LA; PR 1LB	SOL	BS-5842	PR 1KW; PR 2EH
			VEN	BS-5867	PR 1LT; PR 1LY	VEN	BS-5876	PR 1KP
3.0 TDI quattro	176/240	09/09->	VEN	BS-5641	PR 1LA	SOL	BS-5842	PR 1KW
			VEN	BS-5781	PR 1LD			
			VEN	BS-5845	07/11->; PR 1LA; PR 1LB	VEN	BS-5876	PR 1KP
			VEN	BS-5867	PR 1LT			
3.0 TDI quattro	180/245	10/11->	VEN	BS-5781	PR 1LD	SOL	BS-5842	PR 1KW; PR 2EH
			VEN	BS-5845	PR 1LA; PR 1LB			
			VEN	BS-5867	PR 1LT	VEN	BS-5876	PR 1KP
3.0 TFSI quattro	200/272	12/11->	VEN	BS-5781	PR 1LD	SOL	BS-5842	PR 1KW; PR 2EH
			VEN	BS-5845	PR 1LA; PR 1LB			
			VEN	BS-5867	PR 1LT	VEN	BS-5876	PR 1KP


	kw/HP		Type			Type			
3.2 FSI quattro	195/265	09/09->	VEN	BS-5641	PR 1LA	SOL	BS-5842	PR 1KW	
			VEN	BS-5781	PR 1LD				
			VEN	BS-5845	07/11->; PR 1LA; PR 1LB	VEN	BS-5876	PR 1KP	
			VEN	BS-5867	PR 1LT				
S5 quattro	245/333	01/10->	VEN	BS-5781	PR 1LJ; 07/11->; PR 1ZT	VEN	BS-5876	12/10->; PR 1KE	
<b>A6 [4A, C4] </b>									
1.8	92/125	12/95->10/97	SOL	BS-5078		SOL	BS-5080		
1.8 quattro	92/125	12/95->10/97	SOL	BS-5078					
1.9 TDI	66/90	06/94->10/97	SOL	BS-5078		SOL	BS-5080		
2.0	74/100	06/94->10/97	SOL	BS-5078	->07/96	SOL	BS-5080	->07/96	
2.0	85/115	06/94->10/97	SOL	BS-5078		SOL	BS-5080		
2.0 16V	103/140	06/94->10/97	SOL	BS-5078		SOL	BS-5080		
2.0 16V quattro	103/140	06/94->10/97	SOL	BS-5078	->07/96	SOL	BS-5080	08/95->; ->07/96	
2.3	98/133	06/94->12/95	SOL	BS-5078		SOL	BS-5080		
2.3 quattro	98/133	06/94->12/95	VEN	BS-5083	->07/95	SOL	BS-5080	->07/95	
2.5 TDI	84/114	01/95->10/97	SOL	BS-5078		SOL	BS-5080		
2.5 TDI	85/116	06/94->10/97	SOL	BS-5078		SOL	BS-5080		
2.5 TDI	103/140	08/94->10/97	VEN	BS-5083		SOL	BS-5080		
2.5 TDI quattro	103/140	10/95->10/97	VEN	BS-5083					
2.6	110/150	06/94->10/97	VEN	BS-5083		SOL	BS-5080		
2.6	102/139	06/94->10/97	VEN	BS-5083		SOL	BS-5080		
2.6 quattro	110/150	06/94->10/97	VEN	BS-5083		SOL	BS-5080		
2.8	128/174	06/94->10/97	VEN	BS-5083		SOL	BS-5080		
2.8	142/193	12/95->10/97	VEN	BS-5083		SOL	BS-5080		
2.8 quattro	128/174	06/94->10/97	VEN	BS-5083		SOL	BS-5080		
2.8 quattro	142/193	12/95->10/97	VEN	BS-5083					
<b>A6 [4B2, C5] </b>									
1.8	85/116	05/97->01/05	VEN	BS-5083	PR 1LB 1LE	SOL	BS-5080		
			VEN	BS-5279	PR 1LT; PR 1LF				
1.8	92/125	07/97->01/05	VEN	BS-5083	PR 1LB	SOL	BS-5080		
			VEN	BS-5279	PR 1LT				
1.8 T	110/150	01/97->01/05	VEN	BS-5083	PR 1LB	SOL	BS-5080	not for armored vc	
			VEN	BS-5245	PR 1LG/1LA				
1.8 T	132/180	12/97->01/05	VEN	BS-5279	PR 1LT	SOL	BS-5080		
			VEN	BS-5083	PR 1LB				
			VEN	BS-5279	PR 1LT				








	kW/HP		Type			Type		
1.8 T quattro	110/150	02/97->01/05	VEN	BS-5083	PR 1LB	SOL	BS-5806	PR 0N6; not for armored vc
			VEN	BS-5245	PR 1LG; PR 1LA			
			VEN	BS-5279	PR 1LT			
1.8 T quattro	132/180	12/97->01/05	VEN	BS-5083	PR 1LB	SOL	BS-5806	PR 0N6
			VEN	BS-5279	PR 1LT			
1.9 TDI	81/110	04/97->10/00	VEN	BS-5083	PR 1LB	SOL	BS-5080	
			VEN	BS-5279	PR 1LT			
1.9 TDI	85/115	07/00->01/05	VEN	BS-5083	PR 1LB	SOL	BS-5080	
			VEN	BS-5279	PR 1LT			
1.9 TDI	96/130	08/01->01/05	VEN	BS-5083	PR 1LB; ->07/04	SOL	BS-5080	not for armored vc; ->07/04
			VEN	BS-5245	PR 1LG; PR 1LA; ->07/04			
			VEN	BS-5279	PR 1LT; ->07/04			
2.0	96/130	08/01->01/05	VEN	BS-5083	PR 1LB	SOL	BS-5080	not for armored vc
			VEN	BS-5245	PR 1LG; PR 1LA			
			VEN	BS-5279	PR 1LT			
2.4	121/165	02/97->01/05	VEN	BS-5083	PR 1LB	SOL	BS-5080	
			VEN	BS-5279	engine AML			
2.4	115/156	02/97->01/05	VEN	BS-5083	PR 1LB; PR 1LE	SOL	BS-5080	
			VEN	BS-5279	PR 1LT; PR 1LF			
2.4	120/163	02/97->01/05	VEN	BS-5083	PR 1LB	SOL	BS-5080	not for armored vc
			VEN	BS-5245	PR 1LG; PR 1LA			
			VEN	BS-5279	PR 1LT			
2.4	100/136	07/98->01/05	VEN	BS-5083	PR 1LB	SOL	BS-5080	not for armored vc
			VEN	BS-5245	PR 1LG; PR 1LA			
			VEN	BS-5279	PR 1LT			
2.4	125/170	08/01->01/05	VEN	BS-5083	PR 1LB	SOL	BS-5080	not for armored vc
			VEN	BS-5245	PR 1LG; PR 1LA			
			VEN	BS-5279	PR 1LT			
2.4 quattro	121/165	02/97->01/05	VEN	BS-5083	PR 1LB	SOL	BS-5806	PR 0N6
			VEN	BS-5279	PR 1LT			
2.4 quattro	120/163	02/97->01/05	VEN	BS-5083	PR 1LB	SOL	BS-5806	PR 0N6
			VEN	BS-5279	PR 1LT			
2.4 quattro	125/170	08/01->01/05	VEN	BS-5083	PR 1LB	SOL	BS-5806	not for armored vc; PR 0N6
			VEN	BS-5245	PR 1LG; PR 1LA			
			VEN	BS-5279	PR 1LT			
2.4 quattro	115/156	08/98->07/99	VEN	BS-5083		SOL	BS-5806	PR 0N6







	kw/HP		Type			Type		
2.5 TDI	132/180	02/00->01/05	VEN	BS-5083	PR 1LB	SOL	BS-5080	not for armored vc
			VEN	BS-5245	PR 1LG; PR 1LA			
			VEN	BS-5279	PR 1LT			
2.5 TDI	120/163	07/02->01/05	VEN	BS-5083	PR 1LB	SOL	BS-5080	not for armored vc
			VEN	BS-5245	PR 1LG/1LA			
			VEN	BS-5279	PR 1LF; PR 1LT			
2.5 TDI	110/150	07/97->01/05	VEN	BS-5083	PR 1LB 1LE	SOL	BS-5080	
			VEN	BS-5279	PR 1LF; PR 1LT			
2.5 TDI	114/155	08/01->01/05	VEN	BS-5083	PR 1LB	SOL	BS-5080	not for armored vc
			VEN	BS-5245	PR 1LG; PR 1LA			
			VEN	BS-5279	PR 1LF			
2.5 TDI quattro	132/180	02/00->01/05	VEN	BS-5083	PR 1LT	SOL	BS-5806	not for armored vc; PR 0N6
			VEN	BS-5245	PR 1LG; PR 1LA			
			VEN	BS-5279	PR 1LT			
2.5 TDI quattro	110/150	07/97->01/05	VEN	BS-5083	PR 1LB	SOL	BS-5806	PR 0N6
			VEN	BS-5279	PR 1LT			
2.7 T	169/230	02/99->01/05	VEN	BS-5245	->08/00; PR 1LG 1LA 1LX	SOL	BS-5080	->08/00
2.7 T quattro	184/250	08/01->01/05	VEN	BS-5245	PR 1LX; PR T7Z	SOL	BS-5806	not for armored vc; PR 0N6
2.7 T quattro	169/230	12/97->01/05	VEN	BS-5083	PR 1LB	SOL	BS-5806	PR 0N6
			VEN	BS-5279	PR 1LT			
2.8	142/193	02/97->01/05	VEN	BS-5083	->05/01; PR 1LB 1LE	SOL	BS-5080	->05/01
			VEN	BS-5279	06/00->; ->05/01; PR 1LT 1LF			
2.8	140/190	07/99->01/05	VEN	BS-5083	->04/01; PR 1LB	SOL	BS-5080	->04/01
			VEN	BS-5279	PR 1LT; ->04/01			
2.8	132/180	10/97->05/00	VEN	BS-5083	PR 1LB	SOL	BS-5080	
			VEN	BS-5279	PR 1LT			
2.8 quattro	142/193	02/97->01/05	VEN	BS-5083	PR 1LB	SOL	BS-5806	PR 0N6
			VEN	BS-5279	PR 1LT			
2.8 quattro	140/190	07/99->05/01	VEN	BS-5083	PR 1LB	SOL	BS-5806	PR 0N6
			VEN	BS-5279	PR 1LT			
3.0	162/220	08/01->01/05	VEN	BS-5083	PR 1LB	SOL	BS-5080	not for armored vc
			VEN	BS-5245	PR 1LG; PR 1LA			
			VEN	BS-5279	PR 1LT			
3.0 quattro	162/220	08/01->01/05	VEN	BS-5083	PR 1LB	SOL	BS-5806	PR 0N6; not for armored vc
			VEN	BS-5245	PR 1LA; PR 1LG			
			VEN	BS-5279	PR 1LT			
3.7	191/260	03/99->01/05	VEN	BS-5245	PR 1LA; PR 1LG; PR 1LX			
			VEN	BS-5279	PR 1LF; PR 1LT			









	kw/HP		Type			Type		
3.7 quattro	191/260	03/99->01/05	VEN	BS-5245	PR 1LA; PR 1LG; PR 1LX			
			VEN	BS-5279	PR 1LF; PR 1LT			
			VEN	BS-5083	PR 1LB			
4.2 quattro	220/299	11/98->01/05	VEN	BS-5245	PR 1LG; PR 1LA			
			VEN	BS-5279	PR 1LT			
			VEN	BS-5083				
S6 quattro	250/340	09/99->01/05	VEN	BS-5245	->05/01; PR 1LG 1LA 1LX			
			VEN	BS-5279				

A6 (4F2, C6) 								
2.0 TDI	103/140	07/04->10/08	VEN	BS-5334	not for armored vc; PR 1LG/1LD	SOL	BS-5864	PR 1KD/2ED
2.0 TDI	100/136	07/04->03/11	VEN	BS-5334	not for armored vc; PR 1LG; PR 1LD; PR 1LV	SOL	BS-5864	PR 1KD; PR 2ED; PR 1KQ
2.0 TDI	125/170	11/08->03/11	VEN	BS-5334	not for armored vc; PR 1LG; PR 1LD; PR 1LV	SOL	BS-5864	PR 1KD; PR 2ED; PR 1KQ
2.0 TFSI	125/170	06/05->03/11	VEN	BS-5334	PR 1LG; PR 1LD; PR 1LV	SOL	BS-5864	PR 1KD; PR 2ED; PR 1KQ
2.4	130/177	05/04->10/08	VEN	BS-5334	not for armored vc; PR 1LG; PR 1LD	SOL	BS-5864	PR 1KD; PR 2ED
2.4 quattro	130/177	01/05->10/08	VEN	BS-5334	PR 1LG; PR 1LD; PR 1LV	SOL	BS-5864	PR 1KD; PR 2ED; PR 1KQ
2.7 TDI	140/190	10/08->03/11	VEN	BS-5334	PR 1LG; PR 1LD; PR 1LV	SOL	BS-5864	PR 1KW; PR 2EE; PR 2EL
2.7 TDI	132/180	11/04->10/08	VEN	BS-5334	PR 1LD; PR 1LG; not for armored vc	SOL	BS-5864	PR 1KD; PR 2EE
2.7 TDI	120/163	11/04->03/11	VEN	BS-5334	PR 1LG; PR 1LD	SOL	BS-5864	PR 1KD; PR 2ED
2.7 TDI quattro	120/163	06/05->03/11	VEN	BS-5334	not for armored vc; PR 1LG; PR 1LD; PR 1LV	SOL	BS-5864	PR 1KD; PR 2ED; PR 1KQ
2.7 TDI quattro	140/190	10/08->03/11	VEN	BS-5334	PR 1LG; PR 1LD; PR 1LV; not for armored vc	SOL	BS-5864	PR 1KD; PR 2ED; PR 1KQ
2.7 TDI quattro	132/180	11/04->10/08	VEN	BS-5334	PR 1LD; PR 1LG	SOL	BS-5864	PR 1KD; PR 2ED
2.8 FSI	140/190	10/08->03/11	VEN	BS-5334	PR 1LG; PR 1LD; PR 1LV	SOL	BS-5864	PR 1KD; PR 1KQ; PR 2ED
2.8 FSI	162/220	10/08->03/11	VEN	BS-5334	PR 1LG; PR 1LD; PR 1LV; not for armored vc	SOL	BS-5864	PR 1KD; PR 2ED; PR 1KQ
2.8 FSI	154/210	11/06->10/08	VEN	BS-5334	PR 1LG; PR 1LD	SOL	BS-5864	PR 1KD; PR 2ED
2.8 FSI quattro	154/210	06/07->10/08	VEN	BS-5334	PR 1LG; PR 1LD	SOL	BS-5864	PR 1KD; PR 2ED
2.8 FSI quattro	140/190	10/08->03/11	VEN	BS-5334	not for armored vc; PR 1LG/1LD/1LV	SOL	BS-5864	PR 1KD; PR 1KQ; PR 2ED
2.8 FSI quattro	162/220	10/08->03/11	VEN	BS-5334	not for armored vc; PR 1LG; PR 1LD; PR 1LV	SOL	BS-5864	PR 1KD; PR 1KQ; PR 2ED
3.0 quattro	160/218	05/04->05/06	VEN	BS-5334	PR 1LG; PR 1LD; not for armored vc	SOL	BS-5864	PR 1KD; PR 2ED
3.0 TDI quattro	165/225	05/04->05/06	VEN	BS-5334	not for armored vc; PR 1LD/1LG	SOL	BS-5864	PR 1KD/2ED
3.0 TDI quattro	155/211	05/04->03/11	VEN	BS-5334	PR 1LG; PR 1LD; PR 1LV	SOL	BS-5864	PR 1KD; PR 2ED; PR 1KQ
3.0 TDI quattro	171/233	06/06->10/08	VEN	BS-5334	not for armored vc; PR 1LG; PR 1LD	SOL	BS-5864	PR 1KD; PR 2ED
3.0 TDI quattro	176/240	10/08->03/11	VEN	BS-5334	PR 1LG; PR 1LD; PR 1LV	SOL	BS-5864	PR 1KD; PR 2ED; PR 1KQ
3.0 TFSI quattro	220/299	10/08->03/11	VEN	BS-5334	PR 1LG; PR 1LD; PR 1LV; not for armored vc	SOL	BS-5864	PR 1KD; PR 2ED; PR 1KQ
3.0 TFSI quattro	213/290	10/08->03/11	VEN	BS-5334	PR 1LG; PR 1LD; PR 1LV; not for armored vc	SOL	BS-5864	PR 1KD; PR 1KQ; PR 2ED
3.2 FSI	188/255	05/04->05/09	VEN	BS-5334	PR 1LG; PR 1LD	SOL	BS-5864	PR 1KD; PR 2ED
3.2 FSI quattro	188/255	05/04->10/08	VEN	BS-5334	PR 1LG; PR 1LD	SOL	BS-5864	PR 1KD; PR 2ED
3.2 FSI quattro	183/249	09/06->10/08	VEN	BS-5334	PR 1LG; PR 1LD; not for armored vc	SOL	BS-5864	PR 1KD; PR 2ED
4.2 FSI quattro	257/350	06/06->03/11	VEN	BS-5334	PR 1LG; PR 1LD; PR 1LV	SOL	BS-5864	PR 1KD; PR 2ED; PR 1KQ

	kW/HP		Type			Type		
4.2 quattro	246/335	05/04->05/06	VEN	BS-5334	PR 1LG; PR 1LD; not for armored vc	SOL	BS-5864	PR 1KD; PR 2ED
S6 quattro	320/435	03/06->03/11				SOL	BS-5864	PR 1KD; PR 2ED
<b>A6 (4G2, C7, 4GC) </b>								
			VEN	BS-5781	PR 1LJ	SOL	BS-5842	PR 1KW
1.8 TFSI	140/190	09/14->	VEN	BS-5843	PR 1LL; PR 1LF			
			VEN	BS-5845	PR 1LA	VEN	BS-5876	PR 2EA; PR 2EJ
2.0 TDI	130/177	03/11->	VEN	BS-5781	PR 1LJ	SOL	BS-5842	PR 1KW
			VEN	BS-5843	PR 1LL			
			VEN	BS-5845	PR 1LA	VEN	BS-5876	PR 2EA
2.0 TDI	120/163	03/11->	VEN	BS-5781	PR 1LJ	SOL	BS-5842	PR 1KW
			VEN	BS-5843	PR 1LL			
			VEN	BS-5845	PR 1LA	VEN	BS-5876	PR 2EA
2.0 TDI	110/150	09/14->	VEN	BS-5781	PR 1LJ	SOL	BS-5842	PR 1KW
			VEN	BS-5843	PR 1LL; PR 1LF			
			VEN	BS-5845	PR 1LA	VEN	BS-5876	PR 2EA; PR 2EJ
2.0 TDI	140/190	11/13->	VEN	BS-5843	PR 1LL	SOL	BS-5842	PR 1KW
			VEN	BS-5845	PR 1LA	VEN	BS-5876	PR 2EA/2EE
2.0 TDI quattro	140/190	04/15->	VEN	BS-5781	PR 1LP	SOL	BS-5842	PR 1KW
			VEN	BS-5843	PR 1LL; PR 1LF; PR 1ZK			
			VEN	BS-5845	PR 1LA	VEN	BS-5876	PR 2EA; PR 2EJ; PR 2EE
2.0 TFSI	155/211	03/11->05/13	VEN	BS-5781	PR 1LJ	SOL	BS-5842	PR 1KW
			VEN	BS-5843	PR 1LL			
			VEN	BS-5845	PR 1LA	VEN	BS-5876	PR 2EA
2.0 TFSI	132/180	05/11->	VEN	BS-5781	PR 1LJ	SOL	BS-5842	PR 1KW
			VEN	BS-5843	PR 1LL			
			VEN	BS-5845	PR 1LA	VEN	BS-5876	PR 2EA
2.0 TFSI	185/252	09/14->	VEN	BS-5781	PR 1LJ	SOL	BS-5842	PR 1KW
			VEN	BS-5843	PR 1LL; PR 1LF			
			VEN	BS-5845	PR 1LA	VEN	BS-5876	PR 2EA; PR 2EJ
2.0 TFSI hybrid	155/211	11/11->	VEN	BS-5781	PR 1LJ	SOL	BS-5842	PR 1KW
			VEN	BS-5843	PR 1LL			
			VEN	BS-5845	PR 1LA	VEN	BS-5876	PR 2EA
2.0 TFSI quattro	185/252	05/14->	VEN	BS-5781	PR 1LP	SOL	BS-5842	PR 1KW
			VEN	BS-5843	PR 1LL; PR 1LF; PR 1ZK			
			VEN	BS-5845	PR 1LA	VEN	BS-5876	PR 2EA; PR 2EE; PR 2EJ
2.0 TFSI quattro	183/249	05/15->	VEN	BS-5843	PR 1ZK	SOL	BS-5842	PR 1KW
			VEN	BS-5845	PR 1LA	VEN	BS-5876	PR 2EA; PR 2EE

	kW/HP		Type			Type		
2.8 FSI	150/204	11/10->04/15	VEN	BS-5781	PR 1LJ	SOL	BS-5842	PR 1KW
			VEN	BS-5843	PR 1LL			
			VEN	BS-5845	PR 1LA	VEN	BS-5876	PR 2EA
2.8 FSI quattro	162/220	09/14->	VEN	BS-5781	PR 1LP	SOL	BS-5842	PR 1KW
			VEN	BS-5843	PR 1LL/1LF; PR 1ZK			
			VEN	BS-5845	PR 1LA	VEN	BS-5876	PR 2EA/2EJ/2EE
2.8 FSI quattro	150/204	11/10->04/15	VEN	BS-5781	PR 1LJ	SOL	BS-5842	PR 1KW
			VEN	BS-5843	PR 1LL			
			VEN	BS-5845	PR 1LA	VEN	BS-5876	PR 2EA
3.0 TDI	155/211	09/14->	VEN	BS-5781	PR 1LP	SOL	BS-5842	PR 1KW
			VEN	BS-5843	PR 1LL; PR 1LF; PR 1ZK			
			VEN	BS-5845	PR 1LA	VEN	BS-5876	PR 2EA; PR 2EJ; PR 2EE
3.0 TDI	160/218	09/14->	VEN	BS-5781	PR 1LJ	SOL	BS-5842	PR 1KW
			VEN	BS-5843	PR 1LL; PR 1LF			
			VEN	BS-5845	PR 1LA	VEN	BS-5876	PR 2EA; PR 2EJ
3.0 TDI	150/204	11/10->	VEN	BS-5781	PR 1LJ	SOL	BS-5842	PR 1KW
			VEN	BS-5843	PR 1LL			
			VEN	BS-5845	PR 1LA	VEN	BS-5876	PR 2EA
3.0 TDI quattro	150/204	03/11->	VEN	BS-5781	PR 1LJ	SOL	BS-5842	PR 1KW
			VEN	BS-5843	PR 1LL			
			VEN	BS-5845	PR 1LA	VEN	BS-5876	PR 2EA
3.0 TDI quattro	180/245	03/11->	VEN	BS-5781	PR 1LJ	SOL	BS-5842	PR 1KW
			VEN	BS-5843	PR 1LL			
			VEN	BS-5845	PR 1LA	VEN	BS-5876	PR 2EA
3.0 TDI quattro	155/211	09/14->	VEN	BS-5781	PR 1LP	SOL	BS-5842	PR 1KW
			VEN	BS-5843	PR 1LL; PR 1LF; PR 1ZK			
			VEN	BS-5845	PR 1LA	VEN	BS-5876	PR 2EJ; PR 2EA; PR 2EE
3.0 TDI quattro	160/218	09/14->	VEN	BS-5781	PR 1LJ	SOL	BS-5842	PR 1KW
			VEN	BS-5843	PR 1LL; PR 1LF			
			VEN	BS-5845	PR 1LA	VEN	BS-5876	PR 2EA; PR 2EJ
3.0 TDI quattro	200/272	09/14->	VEN	BS-5781	PR 1LJ	SOL	BS-5842	PR 1KW
			VEN	BS-5843	PR 1LL; PR 1LF			
			VEN	BS-5845	PR 1LA	VEN	BS-5876	PR 2EA; PR 2EJ
3.0 TDI quattro	235/320	09/14->	VEN	BS-5781	PR 1LJ	SOL	BS-5842	PR 1KW
			VEN	BS-5843	PR 1LL; PR 1LF			
			VEN	BS-5845	PR 1LA	VEN	BS-5876	PR 2EA; PR 2EJ









	kw/HP		Type			Type		
3.0 TDI quattro	240/326	09/14->	VEN	BS-5781	PR 1LJ	SOL	BS-5842	PR 1KW
			VEN	BS-5843	PR 1LL; PR 1LF			
			VEN	BS-5845	PR 1LA	VEN	BS-5876	PR 2EA; PR 2EJ
3.0 TDI quattro	230/313	11/11->	VEN	BS-5781	PR 1LJ	SOL	BS-5842	PR 1KW
			VEN	BS-5843	PR 1LL			
			VEN	BS-5845	PR 1LA	VEN	BS-5876	PR 2EA
3.0 TFSI quattro	228/310	03/11->	VEN	BS-5781	PR 1LJ	SOL	BS-5842	PR 1KW
			VEN	BS-5843	PR 1LL			
			VEN	BS-5845	PR 1LA	VEN	BS-5876	PR 2EA
3.0 TFSI quattro	245/333	09/14->	VEN	BS-5781	PR 1LJ	SOL	BS-5842	PR 1KW
			VEN	BS-5843	PR 1LL; PR 1LF			
			VEN	BS-5845	PR 1LA	VEN	BS-5876	PR 2EA; PR 2EJ
3.0 TFSI quattro	220/300	11/10->05/12	VEN	BS-5781	PR 1LJ	SOL	BS-5842	PR 1KW
			VEN	BS-5843	PR 1LL			
			VEN	BS-5845	PR 1LA	VEN	BS-5876	PR 2EA
S6 quattro	309/420	02/12->	VEN	BS-5781	PR 1LJ	SOL	BS-5842	PR 1KW
			VEN	BS-5843	PR 1LL			
			VEN	BS-5845	PR 1LA	VEN	BS-5876	PR 2EA
S6 quattro	331/450	10/14->	VEN	BS-5843	PR 1LL	SOL	BS-5842	PR 1KW
			VEN	BS-5845	PR 1LA	VEN	BS-5876	PR 2EA







#### A6 Allroad (4FH, C6)







2.7 TDI quattro	132/180	05/06->10/08	VEN	BS-5334	PR 1LG
2.7 TDI quattro	120/163	05/06->08/11	VEN	BS-5334	PR 1LG
2.7 TDI quattro	140/190	10/08->08/11	VEN	BS-5334	PR 1LG
3.0 TDI quattro	171/233	05/06->10/08	VEN	BS-5334	PR 1LG
3.0 TDI quattro	155/211	05/06->08/11	VEN	BS-5334	PR 1LG
3.0 TDI quattro	176/240	10/08->08/11	VEN	BS-5334	PR 1LG
3.0 TFSI quattro	213/290	10/08->08/11	VEN	BS-5334	PR 1LG
3.2 FSI quattro	188/255	05/06->10/08	VEN	BS-5334	PR 1LG
4.2 FSI quattro	257/350	05/06->12/10	VEN	BS-5334	PR 1LG







#### A6 Allroad (4GH, 4GJ)

3.0 TDI quattro	150/204	01/12->	VEN	BS-5845	SOL	BS-5842	PR 1KW	
					VEN	BS-5876		
3.0 TDI quattro	180/245	01/12->	VEN	BS-5845	SOL	BS-5842	PR 1KW	
					VEN	BS-5876		
3.0 TDI quattro	230/313	01/12->	VEN	BS-5845	PR 1LA	SOL	BS-5842	PR 1KW
						VEN	BS-5876	

	kw/HP		Type			Type		
3.0 TDI quattro	235/320	01/12->	VEN	BS-5845	PR 1LA	SOL	BS-5842	PR 1KW
						VEN	BS-5876	PR 2EA/2EJ
3.0 TDI quattro	155/211	09/14->	VEN	BS-5843	PR 1ZK	VEN	BS-5876	PR 2EA; PR 2EJ
3.0 TDI quattro	160/218	09/14->	VEN	BS-5845	PR 1LA	SOL	BS-5842	PR 1KW
						VEN	BS-5876	PR 2EA; PR 2EJ
3.0 TDI quattro	200/272	09/14->	VEN	BS-5845	PR 1LA	SOL	BS-5842	PR 1KW
						VEN	BS-5876	PR 2EA/2EJ
3.0 TDI quattro	140/190	11/15->	VEN	BS-5843	PR 1ZK	VEN	BS-5876	PR 2EA; PR 2EJ
3.0 TFSI quattro	228/310	01/12->	VEN	BS-5845	PR 1LA	SOL	BS-5842	PR 1KW
						VEN	BS-5876	
3.0 TFSI quattro	245/333	09/14->	VEN	BS-5845	PR 1LA	SOL	BS-5842	PR 1KW
						VEN	BS-5876	PR 2EA/2EJ
<b>A6 Avant (4A, C4) </b>								
1.8	92/125	12/95->12/97	SOL	BS-5078		SOL	BS-5080	
1.8 quattro	92/125	12/95->12/97	SOL	BS-5078				
1.9 TDI	66/90	06/94->12/97	SOL	BS-5078		SOL	BS-5080	
2.0	74/100	06/94->12/97	SOL	BS-5078	->07/96	SOL	BS-5080	->07/96
2.0	85/115	06/94->12/97	SOL	BS-5078	->07/96	SOL	BS-5080	->07/96
2.0 16V	103/140	06/94->12/97	SOL	BS-5078		SOL	BS-5080	
2.0 16V quattro	103/140	06/94->12/97	SOL	BS-5078	->07/96	SOL	BS-5080	08/95->; ->07/96
2.3	98/133	06/94->12/95	SOL	BS-5078		SOL	BS-5080	
2.3 quattro	98/133	06/94->12/95	VEN	BS-5083	->07/95			
2.5 TDI	84/114	01/95->12/97	SOL	BS-5078		SOL	BS-5080	
2.5 TDI	85/116	06/94->12/97	SOL	BS-5078		SOL	BS-5080	
2.5 TDI	103/140	08/94->12/97	VEN	BS-5083		SOL	BS-5080	
2.5 TDI quattro	103/140	07/95->12/97	VEN	BS-5083				
2.6	110/150	06/94->12/97	VEN	BS-5083		SOL	BS-5080	
2.6	102/139	06/94->02/97	VEN	BS-5083		SOL	BS-5080	
2.6 quattro	110/150	06/94->12/97	VEN	BS-5083	->04/97	SOL	BS-5080	->04/97
2.8	128/174	06/94->12/97	VEN	BS-5083	->04/97	SOL	BS-5080	->04/97
2.8	142/193	12/95->12/97	VEN	BS-5083		SOL	BS-5080	
2.8 quattro	128/174	06/94->12/97	VEN	BS-5083	->04/97	SOL	BS-5080	->04/97
2.8 quattro	142/193	12/95->12/97	VEN	BS-5083				
<b>A6 Avant (4B5, C5) </b>								
1.8	85/116	02/98->01/05	VEN	BS-5083	PR 1LB	SOL	BS-5080	->10/00
			VEN	BS-5279	PR 1LT			
1.8	92/125	12/97->01/05	VEN	BS-5083	PR 1LB	SOL	BS-5080	
			VEN	BS-5279	PR 1LT			

	kW/HP		Type			Type		
1.8 T	132/180	04/99->01/05	VEN	BS-5083	PR 1LB 1LE	SOL	BS-5080	
			VEN	BS-5279				
1.8 T	110/150	12/97->01/05	VEN	BS-5083	PR 1LB	SOL	BS-5080	not for armored vc
			VEN	BS-5245	PR 1LG; PR 1LA			
			VEN	BS-5279	PR 1LT			
1.8 T quattro	110/150	12/97->01/05	VEN	BS-5083	PR 1LB	SOL	BS-5806	PR 0N6; not for armored vc
			VEN	BS-5245	PR 1LG; PR 1LA			
			VEN	BS-5279	PR 1LT			
1.8 T quattro	132/180	12/97->01/05	VEN	BS-5083	+ sport susp.; PR 1LB 1LE	SOL	BS-5806	+ sport susp.; PR 0N6
			VEN	BS-5279				
1.9 TDI	81/110	02/98->04/01	VEN	BS-5083	PR 1LB	SOL	BS-5080	
			VEN	BS-5279	PR 1LT			
1.9 TDI	85/115	07/00->01/05	VEN	BS-5083	PR 1LB	SOL	BS-5080	
			VEN	BS-5279	PR 1LT			
1.9 TDI	96/130	08/01->01/05	VEN	BS-5083	PR 1LB	SOL	BS-5080	not for armored vc
			VEN	BS-5245	PR 1LG/1LA			
			VEN	BS-5279	PR 1LT			
2.0	96/130	08/01->01/05	VEN	BS-5083	PR 1LB	SOL	BS-5080	not for armored vc
			VEN	BS-5245	PR 1LG; PR 1LA			
			VEN	BS-5279	PR 1LT			
2.4	100/136	07/98->01/05	VEN	BS-5083	PR 1LB	SOL	BS-5080	not for armored vc
			VEN	BS-5245	PR 1LG; PR 1LA			
			VEN	BS-5279	PR 1LT			
2.4	125/170	08/01->01/05	VEN	BS-5083	PR 1LB	SOL	BS-5080	not for armored vc
			VEN	BS-5245	PR 1LG; PR 1LA			
			VEN	BS-5279	PR 1LT			
2.4	121/165	12/97->01/05	VEN	BS-5083	PR 1LB	SOL	BS-5080	
			VEN	BS-5279	engine AML			
2.4	115/156	12/97->01/05	VEN	BS-5083	->10/00; PR 1LB 1LE	SOL	BS-5080	->10/00
			VEN	BS-5279	PR 1LT			
2.4	120/163	12/97->01/05	VEN	BS-5083	PR 1LB	SOL	BS-5080	not for armored vc
			VEN	BS-5245	PR 1LG; PR 1LA			
			VEN	BS-5279	PR 1LT			
2.4 quattro	125/170	08/01->01/05	VEN	BS-5083	PR 1LB	SOL	BS-5806	not for armored vc; PR 0N6
			VEN	BS-5245	PR 1LG; PR 1LA			
			VEN	BS-5279	PR 1LT			
2.4 quattro	115/156	08/98->05/01	VEN	BS-5083	PR 1LB	SOL	BS-5806	PR 0N6
			VEN	BS-5279	PR 1LT			

	kw/HP		Type			Type		
2.4 quattro	121/165	12/97->01/05	VEN	BS-5083	PR 1LB	SOL	BS-5806	PR 0N6
			VEN	BS-5279	PR 1LT			
2.4 quattro	120/163	12/97->01/05	VEN	BS-5083	->05/01; PR 1LB	SOL	BS-5806	->05/01; PR 0N6
			VEN	BS-5279	PR 1LT; ->05/01			
2.5 TDI	132/180	02/00->01/05	VEN	BS-5083	PR 1LB	SOL	BS-5080	not for armored vc
			VEN	BS-5245	PR 1LG; PR 1LA			
			VEN	BS-5279	PR 1LT			
2.5 TDI	120/163	07/02->01/05	VEN	BS-5083	PR 1LB	SOL	BS-5080	not for armored vc
			VEN	BS-5245	PR 1LG/1LA			
			VEN	BS-5279	PR 1LT			
2.5 TDI	114/155	08/01->01/05	VEN	BS-5083	PR 1LB	SOL	BS-5080	not for armored vc
			VEN	BS-5245	PR 1LG; PR 1LA			
			VEN	BS-5279	PR 1LT			
2.5 TDI	110/150	12/97->01/05	VEN	BS-5083	PR 1LB 1LE	SOL	BS-5080	
			VEN	BS-5279	PR 1LF; PR 1LT			
2.5 TDI quattro	132/180	02/00->01/05	VEN	BS-5083	PR 1LB	SOL	BS-5806	not for armored vc; PR 0N6
			VEN	BS-5245	PR 1LG/1LA			
			VEN	BS-5279	PR 1LT			
2.5 TDI quattro	110/150	12/97->01/05	VEN	BS-5083	->05/01; PR 1LB	SOL	BS-5080	
			VEN	BS-5279	->05/01; PR 1LT			
2.7 T	169/230	02/99->01/05	VEN	BS-5245	->08/00; PR 1LX	SOL	BS-5080	->08/00
			VEN	BS-5083	PR 1LB			
2.7 T quattro	184/250	08/01->01/05	VEN	BS-5245	PR 1LX; PR T7Z	SOL	BS-5806	not for armored vc; PR 0N6
			VEN	BS-5083	PR 1LB			
2.7 T quattro	169/230	12/97->01/05	VEN	BS-5083	PR 1LB	SOL	BS-5806	PR 0N6
			VEN	BS-5279	PR 1LT			
2.8	140/190	07/99->01/05	VEN	BS-5083	->05/01; PR 1LB	SOL	BS-5080	->05/01
			VEN	BS-5279	PR 1LT			
2.8	142/193	12/97->01/05	VEN	BS-5083	->05/01; PR 1LB 1LE	SOL	BS-5080	->05/01
			VEN	BS-5279	06/00->; ->05/01; PR 1LT 1LF			
2.8	132/180	12/97->05/00	VEN	BS-5083	PR 1LB	SOL	BS-5080	
			VEN	BS-5279	PR 1LT			
2.8 quattro	142/193	12/97->01/05	VEN	BS-5083	PR 1LB	SOL	BS-5806	PR 0N6
			VEN	BS-5279	PR 1LT			
3.0	162/220	08/01->01/05	VEN	BS-5083	PR 1LB	SOL	BS-5080	not for armored vc
			VEN	BS-5245	PR 1LG; PR 1LA			
			VEN	BS-5279	PR 1LT			
3.0 quattro	162/220	08/01->01/05	VEN	BS-5083	PR 1LB	SOL	BS-5806	PR 0N6; not for armored vc
			VEN	BS-5245	PR 1LG; PR 1LA			
			VEN	BS-5279	PR 1LT			







	kw/HP		Type			Type		
3.7	191/260	03/99->01/05	VEN	BS-5245	PR 1LA; PR 1LG; PR 1LX			
			VEN	BS-5279	PR 1LF; PR 1LT			
3.7 quattro	191/260	03/99->01/05	VEN	BS-5245	PR 1LA; PR 1LG; PR 1LX			
			VEN	BS-5279	PR 1LF; PR 1LT			
4.2 quattro	220/299	11/98->01/05	VEN	BS-5083	PR 1LB			
			VEN	BS-5245	PR 1LG; PR 1LA			
			VEN	BS-5279	PR 1LT			
S6 quattro	250/340	09/99->01/05	VEN	BS-5083	PR 1LB; PR 1LE			
			VEN	BS-5245	PR 1LA; PR 1LG			
			VEN	BS-5279	PR 1LT; PR 1LF			








### A6 Avant [4F5, C6]







2.0 TDI	103/140	06/05->10/08	VEN	BS-5334	not for armored vc; PR 1LG/1LD	SOL	BS-5864	PR 1KD/2ED
2.0 TDI	100/136	06/05->08/11	VEN	BS-5334	PR 1LG; PR 1LD; PR 1LV	SOL	BS-5864	PR 1KD; PR 2ED; PR 1KQ
2.0 TDI	89/121	09/05->06/06	VEN	BS-5334	PR 1LG; PR 1LD	SOL	BS-5864	PR 1KD; PR 2ED
2.0 TDI	125/170	10/08->08/11	VEN	BS-5334	PR 1LG; PR 1LD; PR 1LV	SOL	BS-5864	PR 1KD; PR 2ED; PR 1KQ
2.0 TFSI	125/170	06/05->08/11	VEN	BS-5334	PR 1LG; PR 1LD; PR 1LV	SOL	BS-5864	PR 1KD; PR 2ED; PR 1KQ
2.4	130/177	03/05->10/08	VEN	BS-5334	PR 1LG; PR 1LD	SOL	BS-5864	PR 1KD; PR 2ED
2.4 quattro	130/177	03/05->10/08	VEN	BS-5334	PR 1LG; PR 1LD; PR 1LV	SOL	BS-5864	PR 1KD; PR 2ED; PR 1KQ
2.7 TDI	120/163	03/05->08/11	VEN	BS-5334	PR 1LG; PR 1LD	SOL	BS-5864	PR 1KD; PR 2ED
2.7 TDI	132/180	03/05->10/08	VEN	BS-5334	not for armored vc; PR 1LG/1LD	SOL	BS-5864	PR 1KD; PR 2ED
2.7 TDI	140/190	10/08->08/11	VEN	BS-5334	PR 1LG; PR 1LD; PR 1LV	SOL	BS-5864	PR 1KD; PR 2ED; PR 1KQ
2.7 TDI quattro	132/180	03/05->10/08	VEN	BS-5334	PR 1LD; PR 1LG	SOL	BS-5864	PR 1KD; PR 2ED
2.7 TDI quattro	120/163	06/05->08/11	VEN	BS-5334	PR 1LD; PR 1LG; PR 1LV; not for armored vc	SOL	BS-5864	PR 1KD; PR 1KQ; PR 2ED
2.7 TDI quattro	140/190	10/08->08/11	VEN	BS-5334	PR 1LG; PR 1LD; PR 1LV	SOL	BS-5864	PR 1KD; PR 2ED; PR 1KQ
2.8 FSI	140/190	10/08->08/11	VEN	BS-5334	PR 1LG; PR 1LD; PR 1LV	SOL	BS-5864	PR 1KD; PR 2ED; PR 1KQ
2.8 FSI	162/220	10/08->08/11	VEN	BS-5334	not for armored vc; PR 1LG/1LD/1LV	SOL	BS-5864	PR 1KD; PR 2ED; PR 1KQ
2.8 FSI	154/210	11/06->10/08	VEN	BS-5334	PR 1LG; PR 1LD	SOL	BS-5864	PR 1KD; PR 2ED
2.8 FSI quattro	154/210	06/07->10/08	VEN	BS-5334	not for armored vc; PR 1LG; PR 1LD	SOL	BS-5864	PR 1KD/2ED
2.8 FSI quattro	140/190	10/08->08/11	VEN	BS-5334	not for armored vc; PR 1LG/1LD/1LV	SOL	BS-5864	PR 1KD; PR 2ED; PR 1KQ
2.8 FSI quattro	162/220	10/08->08/11	VEN	BS-5334	not for armored vc; PR 1LG/1LD/1LV	SOL	BS-5864	PR 1KD; PR 2ED; PR 1KQ
3.0	160/218	03/05->05/06	VEN	BS-5334	PR 1LG; PR 1LD; not for armored vc	SOL	BS-5864	PR 1KD; PR 2ED
3.0 quattro	160/218	03/05->05/06	VEN	BS-5334	PR 1LG; PR 1LD	SOL	BS-5864	PR 1KD; PR 2ED
3.0 TDI quattro	165/225	03/05->05/06	VEN	BS-5334	not for armored vc; PR 1LG; PR 1LD	SOL	BS-5864	PR 1KD; PR 2ED
3.0 TDI quattro	155/211	03/05->08/11	VEN	BS-5334	PR 1LG; PR 1LD; PR 1LV	SOL	BS-5864	PR 1LL
3.0 TDI quattro	171/233	06/06->10/08	VEN	BS-5334	not for armored vc; PR 1LG; PR 1LD	SOL	BS-5864	PR 1KD/2ED
3.0 TDI quattro	176/240	10/08->08/11	VEN	BS-5334	PR 1LG; PR 1LD; PR 1LV	SOL	BS-5864	PR 1KD; PR 2ED; PR 1KQ
3.0 TFSI quattro	220/299	10/08->08/11	VEN	BS-5334	PR 1LG; PR 1LD; PR 1LV; not for armored vc	SOL	BS-5864	PR 1KD; PR 2ED; PR 1KQ
3.0 TFSI quattro	213/290	10/08->08/11	VEN	BS-5334	PR 1LG; PR 1LD; PR 1LV	SOL	BS-5864	PR 1KD; PR 2ED; PR 1KQ










	<b>kw/HP</b>		<b>Type</b>			<b>Type</b>			
3.2 FSI	188/255	03/05->10/08	VEN	BS-5334	PR 1LG; PR 1LD	SOL	BS-5864	PR 1KD; PR 2ED	
3.2 FSI quattro	188/255	03/05->10/08	VEN	BS-5334	PR 1LG; PR 1LD	SOL	BS-5864	PR 1KD; PR 2ED	
4.2 FSI quattro	257/350	06/06->08/11	VEN	BS-5334	PR 1LG; PR 1LD; PR 1LV	SOL	BS-5864	PR 1KD; PR 2ED; PR 1KQ	
4.2 quattro	246/335	03/05->05/06	VEN	BS-5334	PR 1LG; PR 1LD	SOL	BS-5864	PR 1KD; PR 2ED	
S6 quattro	320/435	03/06->08/11				SOL	BS-5864	PR 1KD; PR 2ED	
<b>A6 Avant [4G5, C7, 4GD] </b>									
			VEN	BS-5781	PR 1LJ	SOL	BS-5842	PR 1KW	
1.8 TFSI	140/190	09/14->	VEN	BS-5843	PR 1LL; PR 1LF				
			VEN	BS-5845	PR 1LA	VEN	BS-5876	PR 2EA; PR 2EJ	
			VEN	BS-5781	PR 1LJ	SOL	BS-5842	PR 1KW	
2.0 TDI	130/177	05/11->	VEN	BS-5843	PR 1LL				
			VEN	BS-5845	PR 1LA	VEN	BS-5876	PR 2EA	
			VEN	BS-5781	PR 1LJ	SOL	BS-5842	PR 1KW	
2.0 TDI	120/163	05/11->	VEN	BS-5843	PR 1LL				
			VEN	BS-5845	PR 1LA	VEN	BS-5876	PR 2EA	
			VEN	BS-5781	PR 1LJ	SOL	BS-5842	PR 1KW	
2.0 TDI	110/150	09/14->	VEN	BS-5843	PR 1LL; PR 1LF				
			VEN	BS-5845	PR 1LA	VEN	BS-5876	PR 2EA; PR 2EJ	
			VEN	BS-5781	PR 1LJ	SOL	BS-5842	PR 1KW	
2.0 TDI	140/190	11/13->	VEN	BS-5843	PR 1LL				
			VEN	BS-5845	PR 1LA	VEN	BS-5876	PR 2EA/2EE	
			VEN	BS-5781	PR 1LP	SOL	BS-5842	PR 1KW	
2.0 TDI quattro	140/190	04/15->	VEN	BS-5843	PR 1LL; PR 1LF; PR 1ZK				
			VEN	BS-5845	PR 1LA	VEN	BS-5876	PR 2EA; PR 2EJ; PR 2EE	
			VEN	BS-5781	PR 1LJ	SOL	BS-5842	PR 1KW	
2.0 TFSI	132/180	06/11->	VEN	BS-5843	PR 1LL				
			VEN	BS-5845	PR 1LA	VEN	BS-5876	PR 2EA	
			VEN	BS-5781	PR 1LJ	SOL	BS-5842	PR 1KW	
2.0 TFSI	185/252	09/14->	VEN	BS-5843	PR 1LL; PR 1LF				
			VEN	BS-5845	PR 1LA	VEN	BS-5876	PR 2EA; PR 2EJ	
			VEN	BS-5781	PR 1LJ	SOL	BS-5842	PR 1KW	
2.0 TFSI quattro	183/249	05/15->	VEN	BS-5843	PR 1ZK				
			VEN	BS-5845	PR 1LA	VEN	BS-5876	PR 2EA; PR 2EE	
			VEN	BS-5843	PR 1ZK	SOL	BS-5842	PR 1KW	
2.0 TFSI quattro	185/252	05/15->	VEN	BS-5845	PR 1LA	VEN	BS-5876	PR 2EA; PR 2EE	
			VEN	BS-5781	PR 1LJ	SOL	BS-5842	PR 1KW	
2.8 FSI	150/204	05/11->04/15	VEN	BS-5843	PR 1LL				
			VEN	BS-5845	PR 1LA	VEN	BS-5876	PR 2EA	









	kW/HP		Type			Type		
2.8 FSI quattro	150/204	05/11->04/15	VEN	BS-5781	PR 1LJ	SOL	BS-5842	PR 1KW
			VEN	BS-5843	PR 1LL			
			VEN	BS-5845	PR 1LA	VEN	BS-5876	PR 2EA
2.8 FSI quattro	162/220	09/14->	VEN	BS-5781	PR 1LP	SOL	BS-5842	PR 1KW
			VEN	BS-5843	PR 1LL/1LF; PR 1ZK			
			VEN	BS-5845	PR 1LA	VEN	BS-5876	PR 2EA/2EJ/2EE
3.0 TDI	150/204	05/11->	VEN	BS-5781	PR 1LJ	SOL	BS-5842	PR 1KW
			VEN	BS-5843	PR 1LL			
			VEN	BS-5845	PR 1LA	VEN	BS-5876	PR 2EA
3.0 TDI	155/211	09/14->	VEN	BS-5781	PR 1LP	SOL	BS-5842	PR 1KW
			VEN	BS-5843	PR 1LL; PR 1LF			
			VEN	BS-5845	PR 1LA	VEN	BS-5876	PR 2EA; PR 2EJ; PR 2EE
3.0 TDI	160/218	09/14->	VEN	BS-5781	PR 1LJ	SOL	BS-5842	PR 1KW
			VEN	BS-5843	PR 1LL; PR 1LF			
			VEN	BS-5845	PR 1LA	VEN	BS-5876	PR 2EA; PR 2EJ
3.0 TDI quattro	150/204	05/11->	VEN	BS-5781	PR 1LJ	SOL	BS-5842	PR 1KW
			VEN	BS-5843	PR 1LL			
			VEN	BS-5845	PR 1LA	VEN	BS-5876	PR 2EA
3.0 TDI quattro	180/245	05/11->	VEN	BS-5781	PR 1LJ	SOL	BS-5842	PR 1KW
			VEN	BS-5843	PR 1LL			
			VEN	BS-5845	PR 1LA	VEN	BS-5876	PR 2EA
3.0 TDI quattro	155/211	09/14->	VEN	BS-5781	PR 1LP	SOL	BS-5842	PR 1KW
			VEN	BS-5843	PR 1LL; PR 1LF; PR 1ZK			
			VEN	BS-5845	PR 1LA	VEN	BS-5876	PR 2EJ; PR 2EA; PR 2EE
3.0 TDI quattro	160/218	09/14->	VEN	BS-5781	PR 1LJ	SOL	BS-5842	PR 1KW
			VEN	BS-5843	PR 1LL; PR 1LF			
			VEN	BS-5845	PR 1LA	VEN	BS-5876	PR 2EA; PR 2EJ
3.0 TDI quattro	200/272	09/14->	VEN	BS-5781	PR 1LA	SOL	BS-5842	PR 1KW
			VEN	BS-5843	PR 1LL; PR 1LF			
			VEN	BS-5845	PR 1LA	VEN	BS-5876	PR 2EA; PR 2EJ
3.0 TDI quattro	235/320	09/14->	VEN	BS-5781	PR 1LJ	SOL	BS-5842	PR 1KW
			VEN	BS-5843	PR 1LL; PR 1LF			
			VEN	BS-5845	PR 1LA	VEN	BS-5876	PR 2EA; PR 2EJ
3.0 TDI quattro	240/326	09/14->	VEN	BS-5781	PR 1LJ	SOL	BS-5842	PR 1KW
			VEN	BS-5843	PR 1LL; PR 1LF			
			VEN	BS-5845	PR 1LA	VEN	BS-5876	PR 2EA; PR 2EJ








	kW/HP		Type			Type			
3.0 TDI quattro	230/313	11/11->	VEN	BS-5781	PR 1LJ	SOL	BS-5842	PR 1KW	
			VEN	BS-5843	PR 1LL				
			VEN	BS-5845	PR 1LA	VEN	BS-5876	PR 2EA	
3.0 TFSI quattro	220/300	05/11->05/12	VEN	BS-5781	PR 1LJ	SOL	BS-5842	PR 1KW	
			VEN	BS-5843	PR 1LL				
			VEN	BS-5845	PR 1LA	VEN	BS-5876	PR 2EA	
3.0 TFSI quattro	245/333	09/14->	VEN	BS-5781	PR 1LJ	SOL	BS-5842	PR 1KW	
			VEN	BS-5843	PR 1LL; PR 1LF				
			VEN	BS-5845	PR 1LA	VEN	BS-5876	PR 2EA; PR 2EJ	
3.0 TFSI quattro	228/310	11/11->	VEN	BS-5781	PR 1LJ	SOL	BS-5842	PR 1KW	
			VEN	BS-5843	PR 1LL				
			VEN	BS-5845	PR 1LA	VEN	BS-5876	PR 2EA	
S6 quattro	309/420	02/12->	VEN	BS-5781	PR 1LJ	SOL	BS-5842	PR 1KW	
			VEN	BS-5843	PR 1LL				
			VEN	BS-5845	PR 1LA	VEN	BS-5876	PR 2EA	
S6 quattro	331/450	10/14->	VEN	BS-5843	PR 1LL	SOL	BS-5842	PR 1KW	
			VEN	BS-5845	PR 1LA	VEN	BS-5876	PR 2EA	
<b>A7 Sportback [4GA, 4GF]</b> 									
1.8 TFSI	140/190	04/15->	VEN	BS-5781	PR 1LP	SOL	BS-5842	PR 1KW	
			VEN	BS-5843	PR 1LL; PR 1LF; PR 1ZK				
			VEN	BS-5845	PR 1LA	VEN	BS-5876	PR 2EA; PR 2EE; PR 2EJ	
2.0 TFSI	185/252	09/14->	VEN	BS-5781	PR 1LP	SOL	BS-5842	PR 1KW	
			VEN	BS-5843	PR 1LL/1LF/1ZK				
			VEN	BS-5845	PR 1LA	VEN	BS-5876	PR 2EA/2EE/2EJ	
2.0 TFSI quattro	183/249	05/15->	VEN	BS-5781	PR 1LP	SOL	BS-5842	PR 1KW	
			VEN	BS-5843	PR 1LL; PR 1LF; PR 1ZK				
			VEN	BS-5845	PR 1LA	VEN	BS-5876	PR 2EA; PR 2EE; PR 2EJ	
2.0 TFSI quattro	185/252	05/15->	VEN	BS-5781	PR 1LP	SOL	BS-5842	PR 1KW	
			VEN	BS-5843	PR 1LL; PR 1LF; PR 1ZK				
			VEN	BS-5845	PR 1LA	VEN	BS-5876	PR 2EA; PR 2EE; PR 2EJ	
2.8 FSI	150/204	02/11->	VEN	BS-5781	PR 1LJ	SOL	BS-5842	PR 1KW	
			VEN	BS-5843	PR 1LL				
			VEN	BS-5845	PR 1LA	VEN	BS-5876	PR 2EA	
2.8 FSI quattro	150/204	10/10->	VEN	BS-5781	PR 1LJ	SOL	BS-5842	+ elec. handbrake	
			VEN	BS-5843	PR 1LL				
			VEN	BS-5845	PR 1LA	VEN	BS-5876	PR 2EA	

	kW/HP		Type			Type		
3.0 TDI	160/218	07/14->	VEN	BS-5781	PR 1LJ/1LP	SOL	BS-5842	PR 1KW
			VEN	BS-5843	PR 1LL/1ZK			
			VEN	BS-5845	PR 1LA	VEN	BS-5876	PR 2EA/2EJ
3.0 TDI	150/204	11/10->	VEN	BS-5781	PR 1LJ	SOL	BS-5842	+ elec. handbrake; PR 1KW
			VEN	BS-5843	PR 1LL			
			VEN	BS-5845	PR 1LA	VEN	BS-5876	PR 2EA
3.0 TDI	140/190	11/15->	VEN	BS-5781	PR 1LP	SOL	BS-5842	PR 1KW
			VEN	BS-5843	PR 1LL; PR 1ZK			
			VEN	BS-5845	PR 1LA	VEN	BS-5876	PR 2EA; PR 2EJ; PR 1KD
3.0 TDI	155/211	11/15->	VEN	BS-5781	PR 1LP	SOL	BS-5842	PR 1KW
			VEN	BS-5843	PR 1LL; PR 1LF; PR 1LG; PR 1ZK			
			VEN	BS-5845	PR 1LA	VEN	BS-5876	PR 2EA; PR 2EJ; PR 1KD
3.0 TDI quattro	176/239	05/13->	VEN	BS-5781	PR 1LP	SOL	BS-5842	PR 1KW
			VEN	BS-5843	PR 1LL; PR 1LF; PR 1ZK			
			VEN	BS-5845	PR 1LA	VEN	BS-5876	PR 2EA; PR 2EE; PR 2EJ
3.0 TDI quattro	200/272	05/14->	VEN	BS-5781	PR 1LJ	SOL	BS-5842	PR 1KW
			VEN	BS-5843	PR 1LL			
			VEN	BS-5845	PR 1LA	VEN	BS-5876	PR 2EA/2EJ
3.0 TDI quattro	235/320	05/14->	VEN	BS-5781	PR 1LJ	SOL	BS-5842	PR 1KW
			VEN	BS-5843	PR 1LL			
			VEN	BS-5845	PR 1LA	VEN	BS-5876	PR 2EA/2EJ
3.0 TDI quattro	160/218	07/14->	VEN	BS-5781	PR 1LJ	SOL	BS-5842	PR 1KW
			VEN	BS-5843	PR 1LL			
			VEN	BS-5845	PR 1LA	VEN	BS-5876	PR 2EA/2EJ
3.0 TDI quattro	155/211	07/14->	VEN	BS-5843	PR 1LL	SOL	BS-5842	PR 1KW
						VEN	BS-5876	PR 2EA/2EJ
			VEN	BS-5781	PR 1LJ	SOL	BS-5842	PR 1KW
3.0 TDI quattro	240/326	09/14->	VEN	BS-5843	PR 1LL			
			VEN	BS-5845	PR 1LA	VEN	BS-5876	PR 2EA/2EJ
			VEN	BS-5781	PR 1LJ	SOL	BS-5842	PR 1KW
3.0 TDI quattro	180/245	10/10->	VEN	BS-5843	PR 1LL	SOL	BS-5842	+ elec. handbrake; PR 1KW
			VEN	BS-5845	PR 1LA	VEN	BS-5876	PR 2EA
			VEN	BS-5781	PR 1LJ	SOL	BS-5842	PR 1KW
3.0 TDI quattro	230/313	11/11->	VEN	BS-5843	PR 1LL			
			VEN	BS-5845	PR 1LA	VEN	BS-5876	PR 2EA
			VEN	BS-5781	PR 1LP	SOL	BS-5842	PR 1KW
3.0 TDI quattro	140/190	11/15->	VEN	BS-5843	PR 1LL; PR 1ZK			
			VEN	BS-5845	PR 1LA	VEN	BS-5876	PR 2EA; PR 2EJ; PR 1KD
			VEN	BS-5781	PR 1LP	SOL	BS-5842	PR 1KW

	kw/HP		Type			Type			
3.0 TDI quattro	150/204	12/10->	VEN	BS-5781	PR 1LJ	SOL	BS-5842	PR 1KW	
			VEN	BS-5843	PR 1LL				
			VEN	BS-5845	PR 1LA	VEN	BS-5876	PR 2EA	
3.0 TFSI quattro	228/310	01/11->	VEN	BS-5781	PR 1LJ	SOL	BS-5842	PR 1KW	
			VEN	BS-5843	PR 1LL				
			VEN	BS-5845	PR 1LA	VEN	BS-5876	PR 2EA	
3.0 TFSI quattro	245/333	05/14->	VEN	BS-5781	PR 1LJ	SOL	BS-5842	PR 1KW	
			VEN	BS-5843	PR 1LL				
			VEN	BS-5845	PR 1LA	VEN	BS-5876	PR 2EA/2EJ	
3.0 TFSI quattro	220/300	10/10->	VEN	BS-5781	PR 1LJ	SOL	BS-5842	+ elec. handbrake; PR 1KW	
			VEN	BS-5843	PR 1LL				
			VEN	BS-5845	PR 1LA	VEN	BS-5876	PR 2EA	
S7 quattro	309/420	02/12->	VEN	BS-5781	PR 1LJ	SOL	BS-5842	PR 1KW	
			VEN	BS-5843	PR 1LL				
			VEN	BS-5845	PR 1LA	VEN	BS-5876	PR 2EA	
<b>A8 (4D2, 4D8) </b>									
2.5 TDI quattro	132/180	09/00->09/02	VEN	BS-5195	PR 1KW; not for armored vc				
2.8 quattro	142/193	04/96->09/02	VEN	BS-5195	11/98->; PR 1KW; not for armored vc				
3.3 TDI quattro	165/224	06/00->09/02	VEN	BS-5195	not for armored vc; PR 1KW				
3.7	191/260	11/98->09/02	VEN	BS-5195	not for armored vc				
3.7 quattro	191/260	11/98->09/02	VEN	BS-5195	not for armored vc				
4.2 quattro	175/238	02/99->04/00	VEN	BS-5195	PR 1KW				
4.2 quattro	228/310	11/98->09/02	VEN	BS-5195	not for armored vc; PR 1KW				
6.0 W12 quattro	309/420	01/01->09/02	VEN	BS-5195	PR 1KW				
S 8 quattro	265/360	06/99->09/02	VEN	BS-5195	not for armored vc				
<b>A8 (4E_) </b>									
2.8 FSI	154/210	08/07->07/10	VEN	BS-5195	PR 1KE				
			VEN	BS-5334	PR 1LG; not for armored vc				
3.0	162/220	07/03->05/05	VEN	BS-5334	07/04->; PR 1LG				
3.0	160/218	07/03->05/06	VEN	BS-5195	PR 1KE				
			VEN	BS-5334	07/04->; PR 1LG				
3.0 TDI quattro	171/233	08/03->07/10	VEN	BS-5334	07/04->; PR 1LG				
3.0 TDI quattro	155/211	11/03->07/10	VEN	BS-5195	PR 1KE				
			VEN	BS-5334	07/04->; PR 1LG				
3.2 FSI	191/260	06/05->07/10	VEN	BS-5334	PR 1LG				
3.2 FSI quattro	191/260	06/05->07/10	VEN	BS-5334	PR 1LG				
3.7 quattro	206/280	10/02->05/06	VEN	BS-5195	PR 1KE				
			VEN	BS-5334	07/04->; PR 1LG				

	kW/HP		Type			Type		
4.0 TDI quattro	202/275	05/03->07/05	VEN	BS-5195	PR 1KE			
			VEN	BS-5334	07/04->; PR 1LG			
4.2 FSI quattro	257/350	06/06->07/10	VEN	BS-5195	PR 1KE			
			VEN	BS-5334	PR 1LG			
4.2 quattro	246/335	10/02->07/10	VEN	BS-5195	PR 1KE			
			VEN	BS-5334	07/04->; PR 1LG			
4.2 TDI quattro	235/320	01/05->06/05	VEN	BS-5334	PR 1LG			
4.2 TDI quattro	240/326	07/05->07/10	VEN	BS-5195	PR 1KE			
			VEN	BS-5334	PR 1LG			
6.0 W12 quattro	331/450	12/03->07/10	VEN	BS-5195	PR 1KE			
			VEN	BS-5334	07/04->; PR 1LG			
S8 quattro	331/450	06/06->07/10	VEN	BS-5334	PR 1LG			
<b>A8 [4H_] </b>								
2.0 TFSI hybrid	155/211	02/12->				VEN	BS-5876	not for armored vc; PR 1KW
2.5 TFSI	150/204	07/12->				VEN	BS-5876	not for armored vc; PR 1KW
3.0 TDI	150/204	09/11->				VEN	BS-5876	not for armored vc; PR 1KW
3.0 TDI quattro	193/262	05/15->	VEN	BS-5843	PR 1LL			
3.0 TDI quattro	184/250	07/10->				VEN	BS-5876	not for armored vc; PR 1KW
3.0 TDI quattro	155/211	08/10->				VEN	BS-5876	not for armored vc; PR 1KW
3.0 TFSI quattro	245/333	06/10->				VEN	BS-5876	not for armored vc; PR 1KW
3.0 TFSI quattro	213/290	07/10->				VEN	BS-5876	not for armored vc; PR 1KW
3.0 TFSI quattro	228/310	11/11->				VEN	BS-5876	not for armored vc; PR 1KW
4.0 TFSI quattro	309/420	03/12->				VEN	BS-5876	not for armored vc; PR 1KW
4.2 FSI quattro	273/371	11/09->				VEN	BS-5876	not for armored vc; PR 1KW
4.2 TDI quattro	258/351	11/09->				VEN	BS-5876	not for armored vc; PR 1KW
6.3 W12 quattro	368/500	01/11->				VEN	BS-5876	not for armored vc; PR 1KW
S8 plus quattro	445/605	11/15->	VEN	BS-5843	PR 1LL	VEN	BS-5876	PR 1KW
S8 quattro	382/520	04/12->				VEN	BS-5876	->09/13; not for armored vc
<b>ALLROAD [4BH, C5] </b>								
2.5 TDI quattro	132/180	05/00->08/05	VEN	BS-5245		SOL	BS-5806	
2.5 TDI quattro	120/163	05/03->08/05	VEN	BS-5245		SOL	BS-5806	
2.7 T quattro	184/250	05/00->08/05	VEN	BS-5245		SOL	BS-5806	
4.2 V8 quattro	220/299	07/02->08/05	VEN	BS-5245	PR 1LA; PR 1LX	SOL	BS-5806	
<b>CABRIOLET [8G7, B4] </b>								
1.8	92/125	01/97->08/00	VEN	BS-5082		SOL	BS-5076	
1.9 TDI	66/90	06/95->08/00	VEN	BS-5082		SOL	BS-5076	
2.0 E	85/115	01/93->07/98	VEN	BS-5082		SOL	BS-5076	
2.3 E	98/133	05/91->07/94	VEN	BS-5081				
			VEN	BS-5082	08/92->	SOL	BS-5076	

	kW/HP		Type			Type		
2.6	110/150	06/93->08/00	VEN	BS-5082		SOL	BS-5076	
2.8	128/174	11/92->08/00	VEN	BS-5082		SOL	BS-5076	
<b>COUPE [81, 85] </b>								
1.6	55/75	07/80->08/81	SOL	BS-5069	AT	SOL	BS-5076	
						DRUM	BS-5416	MT
1.8	55/75	08/81->07/83	SOL	BS-5069		SOL	BS-5076	
1.8 GT	68/93	01/85->07/88	SOL	BS-5069	->07/86	SOL	BS-5076	
			VEN	BS-5070	08/86->	DRUM	BS-5416	->07/87
1.8 GT	65/88	04/86->10/88	SOL	BS-5069	->07/86	SOL	BS-5076	
						DRUM	BS-5416	->07/86
1.8 GT	79/107	08/86->10/87	VEN	BS-5070		SOL	BS-5076	
1.8 GT	82/112	08/86->10/88	VEN	BS-5070		SOL	BS-5076	08/88->
1.8 GT	66/90	09/82->10/88	SOL	BS-5069	->07/86	SOL	BS-5076	
			VEN	BS-5070	08/86->	DRUM	BS-5416	->07/87
1.8 GT quattro	82/112	12/84->10/88	SOL	BS-5069		SOL	BS-5076	
			VEN	BS-5070				
1.9	85/115	08/80->07/83	SOL	BS-5069		SOL	BS-5076	
2.0	83/113	03/86->04/88	VEN	BS-5070		SOL	BS-5076	
						DRUM	BS-5065	
2.0	85/115	09/83->07/86	SOL	BS-5069		SOL	BS-5076	
2.1 GT	96/131	09/82->10/87	VEN	BS-5070		SOL	BS-5076	
2.2 GT	85/115	07/81->10/87	VEN	BS-5070	08/84->; ->07/86	SOL	BS-5076	
						DRUM	BS-5065	08/84->
2.2 GT	100/136	09/84->10/88	VEN	BS-5070	->07/86	SOL	BS-5076	08/86->
			VEN	BS-5081		DRUM	BS-5065	->07/86
2.3	100/136	01/87->10/88				SOL	BS-5076	
<b>COUPE [89, 8B] </b>								
1.8	82/112	08/89->07/91	VEN	BS-5081		SOL	BS-5076	
2.0	82/112	03/90->07/90	VEN	BS-5081		SOL	BS-5076	
2.0	85/115	05/89->12/96	VEN	BS-5081		SOL	BS-5076	->06/96
			VEN	BS-5082	08/93->; ->06/96			
2.0	83/113	05/89->03/90	VEN	BS-5081		SOL	BS-5076	
2.0 16 V	101/137	01/92->07/92	VEN	BS-5081		SOL	BS-5076	

	kw/HP		Type			Type		
2.0 16 V	103/140	08/92->12/96	VEN	BS-5081		SOL	BS-5076	->06/96
			VEN	BS-5082	08/93->; ->06/96			
2.2 quattro	100/136	11/88->07/91	VEN	BS-5081				
			SOL	BS-5763				
2.3	98/133	03/90->12/96	VEN	BS-5081	->05/94	SOL	BS-5076	->07/94
			VEN	BS-5082	->07/94			
2.3	100/136	10/88->07/94	VEN	BS-5081	11/88->; ->05/94	SOL	BS-5076	
			VEN	BS-5082				
2.3 20V	125/170	08/89->07/91	VEN	BS-5082		SOL	BS-5076	
2.3 20V	123/167	08/90->07/91	VEN	BS-5082		SOL	BS-5076	
2.3 20V quattro	123/167	05/90->12/96	VEN	BS-5082				
2.3 20V quattro	125/170	11/88->07/91	VEN	BS-5082				
2.3 quattro	98/134	05/90->12/96	VEN	BS-5081	->07/94			
			VEN	BS-5082	08/92->; ->07/94			
2.3 quattro	100/136	11/88->12/92	VEN	BS-5081				
			VEN	BS-5082	08/92->			
2.6	110/150	08/92->12/96	VEN	BS-5082	08/94->; ->05/96	SOL	BS-5076	->05/96
2.6 quattro	110/150	08/92->12/96	VEN	BS-5082	->04/95			
2.8	128/174	09/91->12/96	VEN	BS-5082		SOL	BS-5076	->05/96
2.8 quattro	128/174	08/91->12/96	VEN	BS-5082				
<b>Q3 (8U) </b>								
1.4 TFSI	110/150	10/13->	VEN	BS-5016		SOL	BS-5398	PR 1KU
2.0 TDI	88/120	03/15->	VEN	BS-5016				
2.0 TDI	130/177	05/13->	VEN	BS-5016	PR 1LJ/1ZD	SOL	BS-5398	
2.0 TDI	135/184	05/15->	VEN	BS-5016				
2.0 TDI	103/140	09/11->	VEN	BS-5016	PR 1LJ	SOL	BS-5398	PR 1KU
2.0 TDI	100/136	09/11->	VEN	BS-5016	PR 1LJ	SOL	BS-5398	PR 1KU
2.0 TDI	110/150	11/14->	VEN	BS-5016				
2.0 TDI quattro	103/140	01/12->	VEN	BS-5016	PR 1LJ	SOL	BS-5398	PR 1KU
2.0 TDI quattro	130/177	06/11->	VEN	BS-5016	PR 1LJ	SOL	BS-5398	PR 1KU
2.0 TDI quattro	110/150	11/14->	VEN	BS-5016				
2.0 TDI quattro	135/184	11/14->	VEN	BS-5016	PR 1LJ; PR 1ZD			
2.0 TFSI	132/180	05/15->	VEN	BS-5016				
2.0 TFSI quattro	155/211	06/11->	VEN	BS-5016	PR 1LJ	SOL	BS-5398	PR 1KU
2.0 TFSI quattro	125/170	06/11->	VEN	BS-5016	PR 1LJ	SOL	BS-5398	PR 1KU
2.0 TFSI quattro	162/220	11/14->	VEN	BS-5016	PR 1LJ; PR 1ZD			
2.0 TFSI quattro	132/180	11/14->	VEN	BS-5016				





kW/HP



Type










Type











## Q5 (8R)









2.0 TDI	110/150	05/13->	VEN	BS-5781	PR 1LJ; PR 1LE/1LP	SOL	BS-5842	PR 1KW
			VEN	BS-5845	PR 1LB; PR 1LC	VEN	BS-5876	PR 1KE/2EL
2.0 TDI	140/190	09/15->	VEN	BS-5781	PR 1LE; PR 1LP	SOL	BS-5842	PR 1KW
			VEN	BS-5845	PR 1LB; PR 1LC	VEN	BS-5876	PR 1KE; PR 2EL
2.0 TDI	100/136	11/10->	VEN	BS-5641	PR 1LA	SOL	BS-5842	PR 1KW; PR 1KE
			VEN	BS-5781	PR 1LJ; 07/11->; PR 1ZT	VEN	BS-5876	PR 1KE; 12/10->
			VEN	BS-5845	PR 1ZB			
2.0 TDI	105/143	11/10->	VEN	BS-5641	PR 1LA	SOL	BS-5842	PR 1KW; PR 1KE
			VEN	BS-5781	PR 1LD; 07/11->; PR 1ZT	VEN	BS-5876	PR 1KE; 12/10->
			VEN	BS-5845	PR 1ZB			
2.0 TDI quattro	110/150	05/13->	VEN	BS-5781	PR 1LJ; PR 1LE/1LP	SOL	BS-5842	PR 1KW/2EK
			VEN	BS-5845	PR 1LB; PR 1LC			
2.0 TDI quattro	130/177	06/12->	VEN	BS-5781	PR 1LE; PR 1LP; PR 1LJ	SOL	BS-5842	
			VEN	BS-5845	PR 1LB; PR 1LC			
2.0 TDI quattro	105/143	08/09->	VEN	BS-5641	PR 1LA	SOL	BS-5842	PR 1KW; PR 1KE
			VEN	BS-5781	PR 1LJ; 07/11->; PR 1ZT	VEN	BS-5876	12/10->; PR 1KE
			VEN	BS-5845	PR 1ZB			
2.0 TDI quattro	125/170	11/08->	VEN	BS-5641	PR 1LA	SOL	BS-5842	PR 1KW; PR 1KE
			VEN	BS-5781	PR 1LJ; 07/11->; PR 1ZT	VEN	BS-5876	PR 1KE; 12/10->
			VEN	BS-5845	PR 1ZB			
2.0 TDI quattro	140/190	11/13->	VEN	BS-5781	PR 1LJ; PR 1LE/1LP	SOL	BS-5842	PR 1KW/2EK
			VEN	BS-5845	PR 1LB; PR 1LC			
2.0 TFSI hybrid quattro	155/211	06/11->	VEN	BS-5641	PR 1LA	SOL	BS-5842	PR 1KW; PR 1KE
			VEN	BS-5781	PR 1LJ; PR 1ZT	VEN	BS-5876	PR 1KE
			VEN	BS-5845	PR 1ZB			
2.0 TFSI quattro	162/220	05/13->	VEN	BS-5781	PR 1LE; PR 1LP	SOL	BS-5842	PR 1KW; PR 2EK
			VEN	BS-5845	PR 1LB; PR 1LC			
2.0 TFSI quattro	165/224	06/12->	VEN	BS-5781	PR 1LE; PR 1LP; PR 1LJ	SOL	BS-5842	
			VEN	BS-5845	PR 1LB; PR 1LC			
2.0 TFSI quattro	132/180	08/09->	VEN	BS-5641	PR 1LA	SOL	BS-5842	PR 1KE; PR 1KW
			VEN	BS-5781	PR 1LJ; 07/11->; PR 1ZT	VEN	BS-5876	12/10->; PR 1KE
			VEN	BS-5845	PR 1ZB			
2.0 TFSI quattro	169/230	08/15->	VEN	BS-5781	PR 1LE; PR 1LP	SOL	BS-5842	PR 1KW; PR 2EK
			VEN	BS-5845	PR 1LB; PR 1LC			
2.0 TFSI quattro	155/211	11/08->	VEN	BS-5641	PR 1LA	SOL	BS-5842	PR 1KE; PR 1KW
			VEN	BS-5781	PR 1LJ; 07/11->; PR 1ZT	VEN	BS-5876	PR 1KE; 12/10->
			VEN	BS-5845	PR 1ZB			











	kw/HP		Type			Type			
3.0 TDI quattro	180/245	06/12->	VEN	BS-5781	PR 1LE; PR 1LP; PR 1LJ	SOL	BS-5842		
			VEN	BS-5845	PR 1LB; PR 1LC				
3.0 TDI quattro	184/250	06/12->	VEN	BS-5781	PR 1LJ; PR 1LE/1LP	SOL	BS-5842	PR 1KW/2EK	
			VEN	BS-5845	PR 1LB; PR 1LC				
3.0 TDI quattro	176/240	11/08->	VEN	BS-5641	PR 1LA	SOL	BS-5842	PR 1KW	
			VEN	BS-5845	PR 1LA; 07/11->	VEN	BS-5876	PR 1KE; 11/10->	
3.0 TDI quattro	190/258	11/13->	VEN	BS-5781	PR 1LE/1LP	SOL	BS-5842	PR 1KW/2EK	
			VEN	BS-5845	PR 1LB; PR 1LC				
3.0 TFSI quattro	200/272	06/12->	VEN	BS-5641	PR 1LA	SOL	BS-5842	PR 1KW	
			VEN	BS-5781	PR 1LJ; PR 1ZT	VEN	BS-5876	PR 1KE	
			VEN	BS-5845	PR 1ZB				
3.2 FSI quattro	199/270	11/08->	VEN	BS-5641	PR 1LA	SOL	BS-5842	PR 1KE; PR 1KW	
			VEN	BS-5781	PR 1LJ; 07/11->; PR 1ZT	VEN	BS-5876	12/10->; PR 1KE	
			VEN	BS-5845	PR 1ZB				
SQ5 TDI quattro	240/326	04/15->				VEN	BS-5876	PR 1KF; PR 2EJ	
SQ5 TDI quattro	250/340	11/15->				VEN	BS-5876	PR 1KF; PR 2EJ	
SQ5 TDI quattro	230/313	12/12->	VEN	BS-5781	PR 1LJ	SOL	BS-5842	PR 1KW/2EK	
			VEN	BS-5845	PR 1LB; PR 1LC; PR 1LE; PR 1LP	VEN	BS-5876	PR 1KE; PR 2EL	
SQ5 TFSI quattro	260/354	05/13->				VEN	BS-5876	PR 1KF/2EJ	
<b>Q7 (4L) </b>									
3.0 TDI	171/233	03/06->05/08	VEN	BS-5784	PR 1LF	VEN	BS-5392	PR 1KF	
			VEN	BS-5793	PR 1LF				
3.0 TDI	155/211	03/06->05/10	VEN	BS-5784		VEN	BS-5392	PR 1KF	
			VEN	BS-5793					
3.0 TDI	150/204	05/10->08/15	VEN	BS-5784	PR 1LF	VEN	BS-5392	PR 1KF	
			VEN	BS-5793	PR 1LF				
3.0 TDI	180/245	05/11->08/15	VEN	BS-5784	PR 1LF	VEN	BS-5392	PR 1KF	
			VEN	BS-5793	PR 1LF				
3.0 TDI	165/224	06/09->05/12	VEN	BS-5784	PR 1LF	VEN	BS-5392	PR 1KF	
			VEN	BS-5793	PR 1LF				
3.0 TDI	176/240	11/07->08/15	VEN	BS-5784	PR 1LF	VEN	BS-5392	PR 1KF	
			VEN	BS-5793	PR 1LF				
3.0 TFSI	200/272	05/10->08/15	VEN	BS-5784	PR 1LF	VEN	BS-5392	PR 1KF	
			VEN	BS-5793	PR 1LF				
3.0 TFSI	245/333	05/10->08/15	VEN	BS-5784	PR 1LF	VEN	BS-5392	PR 1KF	
			VEN	BS-5793	PR 1LF				
3.0 TFSI	206/280	05/11->08/15	VEN	BS-5784	PR 1LF	VEN	BS-5392	PR 1KF	
			VEN	BS-5793	PR 1LF				









	kw/HP		Type			Type		
3.6 FSI	206/280	08/06->05/10	VEN	BS-5784		VEN	BS-5392	PR 1KF
			VEN	BS-5793				
4.2 FSI	257/350	03/06->05/10	VEN	BS-5784 PR 1LF		VEN	BS-5392	PR 1KF
			VEN	BS-5793 PR 1LF				
4.2 TDI	240/326	03/07->06/09	VEN	BS-5784 PR 1LF		VEN	BS-5392	PR 1KF
			VEN	BS-5793 PR 1LF				
4.2 TDI	250/340	05/09->08/15	VEN	BS-5784 PR 1LF		VEN	BS-5392	PR 1KF
			VEN	BS-5793 PR 1LF				
6.0 TDI	368/500	09/08->05/14	VEN	BS-5784 PR 1LF		VEN	BS-5392	PR 1KF
			VEN	BS-5793 PR 1LF				
<b>Q7 (4M) </b>								
3.0 TDI e-tron	190/258	08/15->				VEN	BS-5876	PR 2ED/2EE
<b>QUATTRO (85) </b>								
2.1 Turbo	147/200	07/80->07/87	VEN	BS-5077				
<b>TT (8J3) </b>								
1.8 TFSI	118/160	06/08->06/14	VEN	BS-5016	PR 1LJ/1LL			
2.0 TDI quattro	125/170	06/08->06/14	VEN	BS-5016	PR 1LJ/1LL			
2.0 TFSI	155/211	05/10->06/14	VEN	BS-5016	PR 1LJ/1LL			
2.0 TFSI	147/200	08/06->06/10	VEN	BS-5016	PR 1LJ			
2.0 TFSI quattro	155/211	05/10->06/14	VEN	BS-5016	PR 1LJ/1LL			
2.0 TFSI quattro	147/200	06/08->06/10	VEN	BS-5016	PR 1LJ; PR 1LL			
3.2 V6 quattro	184/250	08/06->06/10	VEN	BS-5016	PR 1LJ; PR 1LL			
<b>TT (8N3) </b>								
1.8 T	110/150	09/02->06/06				SOL	BS-5032	PR 1KK
1.8 T	120/163	09/05->06/06				SOL	BS-5032	PR 1KK
1.8 T	140/190	09/05->06/06				SOL	BS-5032	PR 1KK
1.8 T	132/180	10/98->06/06				SOL	BS-5032	PR 1KK; PR 2EK
<b>TT (FV3) </b>								
1.8 TFSI	132/180	08/15->	VEN	BS-5016	PR 1LJ; PR 1ZD	SOL	BS-5116	PR 1KZ
2.0 TDI	135/184	07/14->	VEN	BS-5016	PR 1LJ; PR 1ZD	SOL	BS-5116	PR 1KZ
2.0 TFSI	169/230	07/14->	VEN	BS-5016	PR 1ZD; PR 1LJ	SOL	BS-5116	PR 1KZ
2.0 TFSI quattro	169/230	07/14->	VEN	BS-5016	PR 1ZD; PR 1LJ	SOL	BS-5116	PR 1KZ
2.0 TTS quattro	210/286	02/15->	VEN	BS-5016	PR 1LJ; PR 1ZD	SOL	BS-5116	PR 1KZ
<b>TT Roadster (8J9) </b>								
1.8 TFSI	118/160	06/08->06/14	VEN	BS-5016	PR 1LJ/1LL			
2.0 TDI quattro	125/170	06/08->06/14	VEN	BS-5016	PR 1LJ/1LL			
2.0 TFSI	147/200	03/07->06/10	VEN	BS-5016	PR 1LJ; PR 1LL			
2.0 TFSI	155/211	05/10->06/14	VEN	BS-5016	PR 1LJ/1LL			
2.0 TFSI quattro	155/211	05/10->06/14	VEN	BS-5016	PR 1LJ/1LL			

	kW/HP		Type			Type		
2.0 TFSI quattro	147/200	06/08->06/10	VEN	BS-5016	PR 1LJ/1LL			
3.2 V6 quattro	184/250	03/07->06/10	VEN	BS-5016	PR 1LJ; PR 1LL			
<b>TT Roadster (8N9) </b>								
1.8 T	110/150	01/01->06/06				SOL	BS-5032	
1.8 T	140/190	09/05->06/06				SOL	BS-5032	PR 1KK
1.8 T	120/163	09/05->06/06				SOL	BS-5032	PR 1KK
1.8 T	132/180	10/99->06/06				SOL	BS-5032	PR 1KK; PR 2EK
<b>TT Roadster (FV9) </b>								
1.8 TFSI	132/180	08/15->	VEN	BS-5016	PR 1LJ; PR 1ZD	SOL	BS-5116	PR 1KZ
2.0 TDI	135/184	11/14->	VEN	BS-5016	PR 1LJ/1ZD	SOL	BS-5116	PR 1KZ
2.0 TFSI	169/230	11/14->	VEN	BS-5016	PR 1LJ/1ZD	SOL	BS-5116	PR 1KZ
2.0 TFSI quattro	215/292	07/15->	VEN	BS-5016	PR 1LJ; PR 1ZD	SOL	BS-5116	PR 1KZ
2.0 TFSI quattro	169/230	11/14->	VEN	BS-5016	PR 1LJ/1ZD	SOL	BS-5116	PR 1KZ
2.0 TTS quattro	210/286	02/15->	VEN	BS-5016	PR 1LJ; PR 1ZD	SOL	BS-5116	PR 1KZ
<b>BMW</b>								
<b>1 (E81) </b>								
116 d	85/116	11/08->09/12	VEN	BS-5769	engine N47D20A	SOL	BS-5775	engine N47D20A
116 i	85/115	03/07->09/12	VEN	BS-5769		VEN	BS-5609	+ sport susp.
116 i	90/122	03/07->09/12	VEN	BS-5769	- sport susp.	SOL	BS-5775	
116 i	90/122	11/08->09/12	VEN	BS-5769	engine N43B20A	VEN	BS-5609	+ sport susp.
118 d	105/143	09/06->09/12	VEN	BS-5772	- sport susp.	SOL	BS-5775	- sport susp.
118 i	105/143	09/06->09/12	VEN	BS-5772	- sport susp.	VEN	BS-5609	+ sport susp.
120 d	120/163	03/07->09/12	VEN	BS-5258	- sport pack.	SOL	BS-5616	
120 d	130/177	09/06->09/12	VEN	BS-5258		VEN	BS-5609	
120 i	125/170	09/06->09/12	VEN	BS-5258	- sport susp.	VEN	BS-5609	+ sport susp.
120 i	115/156	09/06->09/12	VEN	BS-5258	- sport susp.	SOL	BS-5616	
120 i	120/163	09/06->09/12	VEN	BS-5258	- sport susp.	VEN	BS-5609	+ sport susp.
120 i	120/163	09/06->09/12	VEN	BS-5258	- sport susp.	SOL	BS-5616	
<b>1 (E87) </b>								
116 d	85/116	12/08->09/12	VEN	BS-5769		SOL	BS-5775	
116 i	90/122	09/07->09/12	VEN	BS-5769	- sport susp.	VEN	BS-5609	+ sport susp.
116 i	90/122	09/07->09/12	VEN	BS-5769	- sport susp.	SOL	BS-5775	- sport susp.








	kw/HP		Type			Type		
116 i	85/115	11/03->09/12	VEN	BS-5769	- sport susp.	VEN	BS-5609	+ sport susp.
						SOL	BS-5775	- sport susp.
116 i	90/122	11/03->09/12	VEN	BS-5769	->04/11	SOL	BS-5775	
118 d	90/122	11/03->09/12	VEN	BS-5769		SOL	BS-5775	
118 d	105/143	11/03->09/12	VEN	BS-5772	- sport susp.	VEN	BS-5609	
			VEN	BS-5769	->05/07; - sport susp.	VEN	BS-5609	+ sport susp.
118 i	95/129	07/04->09/12				SOL	BS-5616	06/07->; - sport susp.
			VEN	BS-5772	06/07->; - sport susp.	SOL	BS-5775	->05/07; - sport susp.
118 i	105/143	07/04->09/12	VEN	BS-5772	- sport susp.	VEN	BS-5609	+ sport susp.
						SOL	BS-5616	- sport susp.
120 d	120/163	11/03->09/12	VEN	BS-5772		VEN	BS-5609	
120 d	130/177	11/03->09/12	VEN	BS-5258		VEN	BS-5609	
						VEN	BS-5609	+ sport susp.
120 i	125/170	02/07->09/12	VEN	BS-5258	- sport susp.	SOL	BS-5616	- sport susp.
120 i	110/150	11/03->09/12	VEN	BS-5772		SOL	BS-5616	
						VEN	BS-5609	+ sport susp.
120 i	115/156	11/03->09/12	VEN	BS-5258	- sport susp.	SOL	BS-5616	- sport susp.
						VEN	BS-5609	03/07->; + sport pack.
120 i	120/163	11/03->09/12	VEN	BS-5258	03/07->; - sport pack.	SOL	BS-5616	03/07->; - sport pack.
<b>1 (F20) </b>								
114 d	70/95	10/12->				SOL	BS-5910	- sport pack.
114 i	75/102	11/11->				SOL	BS-5910	- sport pack.
116 d	85/116	03/15->				SOL	BS-5910	- sport pack.
116 d	85/116	11/12->				SOL	BS-5910	- sport pack.
116 d	85/116	12/10->				SOL	BS-5910	- sport pack.
116 i	80/109	03/15->				SOL	BS-5910	- sport pack.
116 i	100/136	12/10->				SOL	BS-5910	- sport pack.
118 d	110/150	03/15->				SOL	BS-5910	- sport pack.
118 d	100/136	12/10->				SOL	BS-5910	- sport pack.
118 d	105/143	12/10->				SOL	BS-5910	- sport pack.
118 d xDrive	110/150	03/15->	VEN	BS-5873	- sport pack.	SOL	BS-5910	- sport pack.
118 d xDrive	105/143	07/13->	VEN	BS-5873	- sport pack.	SOL	BS-5910	- sport pack.
118 i	100/136	03/15->				SOL	BS-5910	- sport pack.
118 i	100/136	03/15->				SOL	BS-5910	- sport pack.
118 i	125/170	11/10->	VEN	BS-5873	- sport pack.	SOL	BS-5910	- sport pack.
120 d	140/190	03/15->	VEN	BS-5873	- sport pack.	VEN	BS-5609	- sport pack.
120 d	120/163	12/10->	VEN	BS-5873	- sport pack.	VEN	BS-5609	
120 d	135/184	12/10->	VEN	BS-5873	- sport pack.	VEN	BS-5609	











	<b>kW/HP</b>		<b>Type</b>			<b>Type</b>		
120 d xDrive	135/184	02/12->	VEN	BS-5873 - sport pack.		VEN	BS-5609 - sport pack.	
120 d xDrive	140/190	03/15->	VEN	BS-5873 - sport pack.		VEN	BS-5609 - sport pack.	
120 i	130/177	03/15->	VEN	BS-5873 - sport pack.		SOL	BS-5910 - sport pack.	
125 d	165/224	03/15->	VEN	BS-5852 - sport pack.		SOL	BS-5910 - sport pack.	
125 d	155/211	08/11->	VEN	BS-5852 - sport susp.		VEN	BS-5609	
125 d	160/218	08/11->	VEN	BS-5852		VEN	BS-5609	
125 i	160/218	08/11->	VEN	BS-5852		VEN	BS-5609	
<b>1 (F21) </b>								
114 d	70/95	07/12->				SOL	BS-5910 - sport pack.	
114 i	75/102	12/11->				SOL	BS-5910 - sport pack.	
116 d	85/116	01/12->				SOL	BS-5910 - sport pack.	
116 d	85/116	03/15->				SOL	BS-5910 - sport pack.	
116 d	85/116	12/11->				SOL	BS-5910 - sport pack.	
116 i	80/109	03/15->				SOL	BS-5910 - sport pack.	
116 i	100/136	12/11->				SOL	BS-5910 - sport pack.	
118 d	110/150	03/15->				SOL	BS-5910 - sport pack.	
118 d	100/136	12/11->				SOL	BS-5910 - sport pack.	
118 d	105/143	12/11->				SOL	BS-5910 - sport pack.	
118 d xDrive	110/150	03/15->	VEN	BS-5873 - sport pack.		SOL	BS-5910 - sport pack.	
118 d xDrive	105/143	05/13->	VEN	BS-5873 - sport pack.		SOL	BS-5910 - sport pack.	
118 i	100/136	03/15->				SOL	BS-5910 - sport pack.	
118 i	100/136	03/15->				SOL	BS-5910 - sport pack.	
118 i	125/170	07/12->	VEN	BS-5873 - sport pack.		SOL	BS-5910 - sport pack.	
120 d	140/190	03/15->	VEN	BS-5873 - sport pack.		VEN	BS-5609 - sport pack.	
120 d	120/163	07/12->	VEN	BS-5873 - sport pack.		VEN	BS-5609	
120 d	135/184	07/12->	VEN	BS-5873 - sport pack.		VEN	BS-5609 - sport pack.	
120 d xDrive	135/184	02/12->	VEN	BS-5873 - sport pack.		VEN	BS-5609 11/12->; - sport pack.	
120 d xDrive	140/190	03/15->	VEN	BS-5873 - sport pack.		VEN	BS-5609 - sport pack.	
120 i	130/177	03/15->	VEN	BS-5873 - sport pack.		SOL	BS-5910 - sport pack.	
125 d	165/224	03/15->	VEN	BS-5852 - sport pack.		VEN	BS-5609 - sport pack.	
125 d	155/211	12/11->	VEN	BS-5852 - sport pack.		VEN	BS-5609 - sport pack.	
125 d	160/218	12/11->	VEN	BS-5852 - sport pack.		VEN	BS-5609 - sport pack.	
125 i	160/218	12/11->	VEN	BS-5852 - sport pack.		VEN	BS-5609 - sport pack.	
<b>1 Convertible (E88) </b>								
118 d	105/143	09/08->12/13	VEN	BS-5772 - sport susp.				
118 i	105/143	03/08->12/13	VEN	BS-5772 - sport susp.				
120 d	130/177	03/08->12/13	VEN	BS-5258		VEN	BS-5609 + sport pack.	
120 d	145/197	03/08->12/13	VEN	BS-5258 - sport pack.		VEN	BS-5609 + sport pack.	











	<b>kw/HP</b>		<b>Type</b>			<b>Type</b>		
120 i	125/170	03/08->12/13	VEN	BS-5258	- sport susp.			
120 i	115/156	03/08->12/13	VEN	BS-5258	- sport susp.			
125 i	160/218	03/08->12/13	VEN	BS-5258	- sport susp.			
<b>1 Coupe [E82] </b>								
118 d	100/136	09/09->10/13	VEN	BS-5772	- H/D			
118 d	105/143	09/09->10/13	VEN	BS-5772	- sport susp.			
120 d	130/177	10/07->10/13	VEN	BS-5258	- sport susp.			
120 i	125/170	10/07->10/13	VEN	BS-5258	- sport susp.			
125 i	160/218	10/07->10/13	VEN	BS-5258	- sport susp.			
135 i	225/306	10/07->10/13				VEN	BS-5609	
<b>2 Convertible [F23] </b>								
218 d	110/150	07/15->				SOL	BS-5910	- sport pack.
218 i	100/136	03/15->				SOL	BS-5910	- sport pack.
220 d	140/190	11/14->	VEN	BS-5852	- sport pack.	VEN	BS-5609	- sport pack.
220 i	135/184	11/14->	VEN	BS-5852	- sport pack.	VEN	BS-5609	- sport pack.
225 d	165/224	07/15->	VEN	BS-5852	- sport pack.	VEN	BS-5609	- sport pack.
228 i	180/245	11/14->				VEN	BS-5609	- sport pack.
<b>2 Coupe [F22, F87] </b>								
218 d	105/143	01/14->				SOL	BS-5910	- sport pack.
218 d	110/150	07/15->				SOL	BS-5910	- sport pack.
218 i	100/136	03/15->				SOL	BS-5910	- sport pack.
220 d	135/184	10/13->	VEN	BS-5852	- sport pack.	VEN	BS-5609	- sport pack.
220 d	140/190	11/14->	VEN	BS-5852	- sport pack.	VEN	BS-5609	- sport pack.
220 d xDrive	140/190	03/15->	VEN	BS-5852	- sport pack.	VEN	BS-5609	- sport pack.
220 i	135/184	10/13->	VEN	BS-5852	- sport pack.	VEN	BS-5609	- sport pack.
225 d	160/218	01/14->	VEN	BS-5852	- sport pack.	VEN	BS-5609	- sport pack.
225 d	165/224	07/15->	VEN	BS-5852	- sport pack.	VEN	BS-5609	- sport pack.
228 i	180/245	07/14->				VEN	BS-5609	- sport pack.
<b>3 [E36] </b>								
316 i	75/102	07/93->02/98	SOL	BS-5003		SOL	BS-5002	+ ABS
						DRUM	BS-5549	- ABS
316 i	73/100	09/90->09/93	SOL	BS-5003		SOL	BS-5002	+ ABS
						DRUM	BS-5549	- ABS
316 i	75/102	09/90->09/93	SOL	BS-5003		SOL	BS-5002	+ ABS
						DRUM	BS-5549	- ABS
318 i	85/115	10/93->02/98	SOL	BS-5003		SOL	BS-5002	+ ABS
						DRUM	BS-5549	
318 i	83/113	12/90->10/93	SOL	BS-5003		SOL	BS-5002	+ ABS
						DRUM	BS-5549	











	kW/HP		Type			Type		
318 is	103/140	03/93->02/98	VEN	BS-5004		SOL	BS-5002	
318 is	103/140	09/95->02/98	VEN	BS-5004		SOL	BS-5002	
318 tds	66/90	01/95->02/98	SOL	BS-5003		SOL	BS-5002	+ ABS
			VEN	BS-5004		DRUM	BS-5549	- ABS
320 i	110/150	09/90->02/98	VEN	BS-5004		SOL	BS-5002	
323 i 2.5	125/170	03/95->02/98	VEN	BS-5004		SOL	BS-5002	
325 i	141/192	09/90->09/95	VEN	BS-5004		SOL	BS-5002	
325 td	85/115	09/91->02/98	VEN	BS-5004		SOL	BS-5002	
325 tds	105/143	05/93->02/98	VEN	BS-5004		SOL	BS-5002	
328 i	142/193	01/95->02/98	VEN	BS-5004		SOL	BS-5002	+ sport susp.
<b>3 [E46] </b>								
316 i	85/115	02/02->02/05	VEN	BS-5004		SOL	BS-5002	not for incr. payload
						VEN	BS-5789	for incr. payload
316 i	77/105	04/00->02/05	VEN	BS-5004		SOL	BS-5002	->10/03
						VEN	BS-5789	11/03->
316 i	85/115	06/02->02/05	VEN	BS-5004		SOL	BS-5002	->10/03
						VEN	BS-5789	11/03->
316 i	77/105	09/98->02/05	VEN	BS-5004		SOL	BS-5002	not for incr. payload
						VEN	BS-5789	for incr. payload
318 d	85/116	03/03->02/05	VEN	BS-5004		VEN	BS-5789	
318 d	85/116	09/01->03/03	VEN	BS-5004		VEN	BS-5789	
318 i	87/118	02/98->09/01	VEN	BS-5004		SOL	BS-5002	not for incr. payload
						VEN	BS-5789	for incr. payload
318 i	105/143	09/01->02/05	VEN	BS-5004	not for incr. payload	VEN	BS-5789	not for incr. payload
320 d	100/136	04/98->09/01	VEN	BS-5004		VEN	BS-5789	
320 i	110/150	03/98->09/00	VEN	BS-5004	not for incr. payload	VEN	BS-5789	not for incr. payload
320 i	125/170	09/00->02/05	VEN	BS-5004	not for incr. payload	VEN	BS-5789	not for incr. payload
323 i	125/170	03/98->09/00	VEN	BS-5004	not for incr. payload	VEN	BS-5789	not for incr. payload
<b>3 [E90] </b>								
316 d	85/116	07/09->12/11	VEN	BS-5258		VEN	BS-5609	+ sport susp.
						SOL	BS-5616	
316 i	85/115	02/06->12/11	VEN	BS-5258	02/07->; - sport susp.	VEN	BS-5609	+ sport susp.
						VEN	BS-5772	->01/07; - sport susp.
318 d	100/136	07/07->12/11	VEN	BS-5258	- sport pack.	VEN	BS-5609	
318 d	90/122	09/05->12/11	VEN	BS-5258	for incr. payload	VEN	BS-5609	for incr. payload
						VEN	BS-5772	not for incr. payload
318 d	105/143	09/05->12/11	VEN	BS-5258	- sport susp.	VEN	BS-5609	














	<b>kW/HP</b>		<b>Type</b>			<b>Type</b>		
318 i	95/129	09/05->03/07	VEN	BS-5258	for incr. payload	VEN	BS-5609	for incr. payload
			VEN	BS-5772	not for incr. payload			
			VEN	BS-5852		SOL	BS-5616	
318 i	105/143	09/07->12/11	VEN	BS-5258	- sport susp.	VEN	BS-5609	
320 d	120/163	01/05->12/11	VEN	BS-5258		VEN	BS-5609	not for gov. vc
			VEN	BS-5852	- reinforced brakes			
320 d	135/184	01/10->12/11	VEN	BS-5852	not for gov. vc	VEN	BS-5609	not for gov. vc
320 d	110/150	09/05->12/11	VEN	BS-5258	not for gov. vc; - sport susp.	VEN	BS-5609	not for gov. vc
320 d	130/177	09/07->12/11	VEN	BS-5852	not for gov. vc; - sport susp.	VEN	BS-5609	not for gov. vc
320 d xDrive	135/184	01/10->12/11	VEN	BS-5852	not for gov. vc			
320 d xDrive	120/163	07/08->12/11	VEN	BS-5852	not for gov. vc			
320 d xDrive	130/177	09/08->12/11	VEN	BS-5852	not for gov. vc			
320 i	110/150	01/05->03/07	VEN	BS-5258	for incr. payload	VEN	BS-5609	for incr. payload
			VEN	BS-5772	not for incr. payload	SOL	BS-5616	not for incr. payload
320 i	125/170	09/07->12/11	VEN	BS-5258	not for incr. payload	VEN	BS-5609	
			VEN	BS-5852	for incr. payload			
320 si	127/173	05/06->12/11	VEN	BS-5258				
320 xd	130/177	09/07->12/11	VEN	BS-5852	not for gov. vc			
323 i	130/177	04/06->12/11	VEN	BS-5258	- sport susp.	VEN	BS-5609	
325 i	160/218	01/05->12/11	VEN	BS-5258	not for incr. payload; engine N52B25A	VEN	BS-5609	not for incr. payload
			VEN	BS-5852	not for incr. payload; engine N52NB25A			
325 i	160/218	09/07->12/11	VEN	BS-5852	not for incr. payload	VEN	BS-5609	not for incr. payload
325 i xDrive	160/218	09/08->12/11	VEN	BS-5852	not for incr. payload	VEN	BS-5609	not for incr. payload
325 xi	160/218	01/05->12/11	VEN	BS-5258	not for incr. payload; engine N52B25A	VEN	BS-5609	not for incr. payload
			VEN	BS-5852	not for incr. payload; engine N52NB25A			
325 xi	160/218	09/07->12/11	VEN	BS-5852	not for incr. payload	VEN	BS-5609	not for incr. payload
<b>3 (F30, F35, F80) </b>								
316 d	85/116	02/12->	VEN	BS-5873	- sport pack.	VEN	BS-5609	- sport pack.
316 i	100/136	10/12->	VEN	BS-5873	- sport pack.	VEN	BS-5609	- sport pack.
318 d	105/143	02/12->	VEN	BS-5873	- sport pack.	VEN	BS-5609	- sport pack.
318 d	110/150	07/15->	VEN	BS-5873	- sport pack.	VEN	BS-5609	- sport pack.; not for SA code S1DEA
318 d xDrive	110/150	07/15->	VEN	BS-5873	- sport pack.			
318 d xDrive	105/143	11/12->	VEN	BS-5873	- sport pack.			
318 i	100/136	07/15->	VEN	BS-5873	- sport pack.	VEN	BS-5609	- sport pack.
320 d	147/200	02/12->	VEN	BS-5852	- sport pack.	VEN	BS-5609	- sport pack.
320 d	140/190	07/15->	VEN	BS-5852	+ start-stop			
			VEN	BS-5873	- start-stop			
320 d	135/184	10/11->07/15	VEN	BS-5852	- sport pack.	VEN	BS-5609	- sport pack.









	kw/HP		Type			Type			
320 d	120/163	10/11->	VEN	BS-5852	+ start-stop	VEN	BS-5609		
			VEN	BS-5873	- start-stop				
320 d xDrive	147/200	05/12->	VEN	BS-5852	- sport pack.				
320 d xDrive	140/190	07/15->	VEN	BS-5873	- sport pack.				
320 d xDrive	135/184	10/11->07/15	VEN	BS-5852	- sport pack.				
320 i	135/184	02/12->	VEN	BS-5852	+ quick start sys.; - sport pack.	VEN	BS-5609		
			VEN	BS-5873	- sport pack.				
320 i	125/170	02/12->	VEN	BS-5873		VEN	BS-5609		
320 i	135/184	07/15->	VEN	BS-5873	- sport pack.	VEN	BS-5609	- sport pack.	
320 i xDrive	135/184	07/15->	VEN	BS-5873	- sport pack.				
320 i xDrive	135/184	11/11->	VEN	BS-5852	JP; + quick start sys.; + cruise control				
			VEN	BS-5873	- sport pack.				
325 d	160/218	10/11->				VEN	BS-5609	->03/14; - sport pack.	
330 e	185/252	01/16->	VEN	BS-5852	- sport pack.				
330 e	135/184	01/16->	VEN	BS-5852	- sport pack.				
<b>3 Compact [E36] </b>									
316 g	75/102	03/94->08/00	SOL	BS-5003		DRUM	BS-5549	- ABS	
316 i	75/102	03/94->08/00	SOL	BS-5003		DRUM	BS-5549	- ABS	
316 i	77/105	12/98->08/00	SOL	BS-5003					
318 tds	66/90	01/95->08/00	SOL	BS-5003		DRUM	BS-5549	- ABS	
318 ti	103/140	07/95->08/00	SOL	BS-5003	->04/98				
			VEN	BS-5004	05/98->				
318 ti	103/140	11/94->08/95	SOL	BS-5003					
323 ti	125/170	08/97->08/00	VEN	BS-5004					
<b>3 Compact [E46] </b>									
316 ti	85/115	06/01->02/05	VEN	BS-5004		SOL	BS-5002	not for incr. payload	
						VEN	BS-5789	for incr. payload	
316 ti	85/115	06/02->02/05	VEN	BS-5004		SOL	BS-5002	not for incr. payload	
						VEN	BS-5789	for incr. payload	
318 td	85/115	03/03->02/05	VEN	BS-5004		VEN	BS-5789		
318 ti	105/143	09/01->02/05	VEN	BS-5004		VEN	BS-5789		
<b>3 Convertible [E36] </b>									
318 i	85/115	01/94->04/99	SOL	BS-5003		SOL	BS-5002		
320 i	110/150	12/93->04/99	VEN	BS-5004		SOL	BS-5002		
323 i	125/170	06/95->04/99	VEN	BS-5004		SOL	BS-5002		
325 i	141/192	03/93->03/95	VEN	BS-5004		SOL	BS-5002		
328 i	142/193	03/95->04/99	VEN	BS-5004		VEN	BS-5789		
<b>3 Convertible [E46] </b>									
318 Ci	110/150	02/05->12/07	VEN	BS-5004		VEN	BS-5789		







	kW/HP		Type			Type			
318 Ci	105/143	09/01->12/07	VEN	BS-5004		VEN	BS-5789		
<b>3 Convertible [E93] </b>									
318 i	105/143	03/10->12/13	VEN	BS-5258	- sport susp.	VEN	BS-5609		
320 d	135/184	01/10->12/13	VEN	BS-5852		VEN	BS-5609		
320 d	130/177	03/07->12/13	VEN	BS-5852	- sport susp.	VEN	BS-5609	- sport susp.	
320 i	125/170	03/07->12/13	VEN	BS-5258	03/08->; - sport pack.				
			VEN	BS-5852	- sport susp.				
320 i	115/156	03/07->12/13	VEN	BS-5258	03/08->; - sport pack.	VEN	BS-5609	10/09->; - sport pack.	
			VEN	BS-5852	->02/08; - sport pack.				
325 i	160/218	03/07->12/13	VEN	BS-5852	- sport susp.				
<b>3 Coupe [E36] </b>									
316 i	75/102	09/93->04/99	SOL	BS-5003		SOL	BS-5002	+ ABS	
						DRUM	BS-5549	- ABS	
318 is	103/140	03/92->10/95	VEN	BS-5004		SOL	BS-5002		
318 is	103/140	09/95->04/99	VEN	BS-5004		SOL	BS-5002		
320 i	110/150	03/92->04/99	VEN	BS-5004		SOL	BS-5002		
323 i	125/170	03/95->04/99	VEN	BS-5004		SOL	BS-5002		
						VEN	BS-5789		
325 i	141/192	03/92->04/99	VEN	BS-5004		SOL	BS-5002		
328 i	142/193	01/95->04/99	VEN	BS-5004		SOL	BS-5002		
<b>3 Coupe [E46] </b>									
316 Ci	77/105	04/00->07/06	VEN	BS-5004	->10/03	SOL	BS-5002	->10/03	
						VEN	BS-5789	->10/03	
316 Ci	85/115	06/02->07/06	VEN	BS-5004		SOL	BS-5002		
						VEN	BS-5789		
318 Ci	110/150	03/05->07/06	VEN	BS-5004		VEN	BS-5789		
318 Ci	105/143	09/01->07/06	VEN	BS-5004		VEN	BS-5789		
318 Ci	87/118	11/99->09/01	VEN	BS-5004		SOL	BS-5002		
320 Ci	110/150	08/99->09/00	VEN	BS-5004		VEN	BS-5789		
320 Ci	125/170	09/00->07/06	VEN	BS-5004		VEN	BS-5789		
323 Ci	125/170	04/99->09/00	VEN	BS-5004		VEN	BS-5789		
<b>3 Coupe [E92] </b>									
316 i	90/122	09/07->12/13	VEN	BS-5258	- sport susp.	VEN	BS-5609	+ sport susp.	
						SOL	BS-5616	- sport susp.	
318 i	105/143	03/10->12/13	VEN	BS-5258	- sport pack.	VEN	BS-5609		
320 d	135/184	01/10->12/13	VEN	BS-5852		VEN	BS-5609		
320 d	130/177	03/07->12/13	VEN	BS-5852	- sport susp.	VEN	BS-5609		
320 d xDrive	135/184	01/10->12/13	VEN	BS-5852					
320 d xDrive	130/177	09/08->12/13	VEN	BS-5852					

	<b>kW/HP</b>		<b>Type</b>			<b>Type</b>		
320 i	120/163	01/07->12/13	VEN	BS-5258	09/08->; - sport pack.	VEN	BS-5609	09/08->
320 i	125/170	03/07->12/13	VEN	BS-5258	- sport susp.	VEN	BS-5609	
320 i	110/150	11/06->06/07	VEN	BS-5258	- sport susp.	VEN	BS-5609	
320 xd	130/177	03/07->12/13	VEN	BS-5852				
325 i	160/218	09/06->12/13	VEN	BS-5258	for gov.vc; - sport susp.	VEN	BS-5609	
325 i	160/218	09/07->12/13				VEN	BS-5609	
325 xi	160/218	09/06->12/13	VEN	BS-5852	10/07->			
<b>3 Gran Turismo (F34) </b>								
318 d	105/143	03/13->	VEN	BS-5873	- sport pack.			
318 d	110/150	07/15->	VEN	BS-5873	- sport pack.			
320 d	135/184	03/13->07/15	VEN	BS-5852	- sport pack.			
320 d	140/190	07/15->	VEN	BS-5852	- sport pack.			
320 d xDrive	135/184	03/13->07/15	VEN	BS-5852	- sport pack.			
320 d xDrive	140/190	07/15->	VEN	BS-5852	- sport pack.			
320 i	135/184	03/13->	VEN	BS-5873	- sport pack.			
320 i xDrive	135/184	03/13->	VEN	BS-5873	- sport pack.			
325 d	160/218	03/13->				VEN	BS-5609	- sport pack.
<b>3 Touring (E36) </b>								
316 i	75/102	01/96->10/99	SOL	BS-5003		SOL	BS-5002	
318 i	85/116	07/95->10/99	SOL	BS-5003	not for incr. payload	SOL	BS-5002	
			VEN	BS-5004	for incr. payload			
318 tds	66/90	01/95->10/99	SOL	BS-5003		SOL	BS-5002	
320 i	110/150	01/95->10/99	VEN	BS-5004		SOL	BS-5002	
323 i	125/170	09/95->10/99	VEN	BS-5004		VEN	BS-5789	
325 tds	105/143	01/95->10/99	VEN	BS-5004		SOL	BS-5002	
328 i	142/193	01/95->10/99	VEN	BS-5004		VEN	BS-5789	
<b>3 Touring (E46) </b>								
316 i	85/115	03/02->02/05	VEN	BS-5004		VEN	BS-5789	
316 i	85/115	06/02->02/05	VEN	BS-5004		VEN	BS-5789	
318 d	85/115	03/02->02/05	VEN	BS-5004		VEN	BS-5789	
318 d	85/116	03/03->02/05	VEN	BS-5004		VEN	BS-5789	
318 i	105/143	09/01->02/05	VEN	BS-5004		VEN	BS-5789	
318 i	87/118	10/99->09/01	VEN	BS-5004		VEN	BS-5789	
320 d	100/136	03/00->09/01	VEN	BS-5004		VEN	BS-5789	
320 d	110/150	09/01->02/05	VEN	BS-5004	->09/01	VEN	BS-5789	->09/01
320 i	110/150	10/99->09/00	VEN	BS-5004		VEN	BS-5789	
<b>3 Touring (E91) </b>								
316 d	85/116	09/09->06/12	VEN	BS-5258		VEN	BS-5609	
318 d	100/136	07/07->06/12	VEN	BS-5852	- sport pack.			










	kW/HP		Type			Type		
318 d	90/122	09/05->06/12	VEN	BS-5258				
318 d	105/143	09/07->06/12	VEN	BS-5852	- sport pack.	VEN	BS-5609	10/09->; - sport pack.; + sport pack.
318 i	95/129	01/06->06/12	VEN	BS-5258	not for incr. payload	VEN	BS-5609	09/09->
			VEN	BS-5852	for incr. payload			
318 i	100/136	09/07->06/12	VEN	BS-5258	not for incr. payload	VEN	BS-5609	09/09->
			VEN	BS-5852	for incr. payload			
318 i	105/143	09/07->06/12	VEN	BS-5258	not for incr. payload	VEN	BS-5609	09/09->
			VEN	BS-5852	for incr. payload			
320 d	135/184	01/10->06/12	VEN	BS-5852	not for gov. vc; - sport susp.	VEN	BS-5609	not for gov. vc; - H/D
320 d	120/163	09/05->06/12	VEN	BS-5258	engine M47; - sport pack.			
320 d	110/150	09/05->06/12	VEN	BS-5258	not for gov. vc; - sport susp.			
320 d	130/177	09/07->06/12	VEN	BS-5852	not for gov. vc; - sport susp.	VEN	BS-5609	09/09->; not for gov. vc; - sport susp.
320 d xDrive	135/184	01/10->06/12	VEN	BS-5852	not for gov. vc			
320 d xDrive	120/163	07/09->06/12	VEN	BS-5852	not for gov. vc			
320 d xDrive	130/177	09/08->06/12	VEN	BS-5852	not for gov. vc			
320 i	110/150	09/05->06/12	VEN	BS-5258	->06/07; - sport susp.	VEN	BS-5609	09/09->; - sport susp.
			VEN	BS-5852	07/07->; - sport susp.			
320 i	125/170	09/07->06/12	VEN	BS-5852	- sport susp.	VEN	BS-5609	09/09->; - sport susp.
320 xd	130/177	09/07->06/12	VEN	BS-5852	not for gov. vc			
323 i	130/177	04/06->06/07	VEN	BS-5852	- sport susp.			
325 i	160/218	09/05->06/12	VEN	BS-5258	->11/06; not for incr. payload			
			VEN	BS-5852	12/06->			
325 i xDrive	160/218	09/07->06/12	VEN	BS-5852	not for incr. payload	VEN	BS-5609	not for incr. payload
325 xi	160/218	09/05->06/12	VEN	BS-5258	->11/06; not for incr. payload			
			VEN	BS-5852	12/06->			
325 xi	160/218	09/07->06/12	VEN	BS-5852	not for incr. payload	VEN	BS-5609	not for incr. payload
<b>3 Touring (F31) </b>								
316 d	85/116	06/12->	VEN	BS-5873	- sport pack.			
316 i	100/136	03/13->	VEN	BS-5873	- sport pack.	VEN	BS-5609	- sport pack.
318 d	105/143	06/12->	VEN	BS-5873	- sport pack.	VEN	BS-5609	->10/13; - sport pack.
318 d	110/150	07/15->	VEN	BS-5873	- sport pack.			
318 d xDrive	105/143	01/13->	VEN	BS-5873	- sport pack.			
318 d xDrive	110/150	07/15->	VEN	BS-5873	- sport pack.			
318 i	100/136	07/15->	VEN	BS-5873	- sport pack.			
320 d	135/184	06/12->07/15	VEN	BS-5852				
320 d	140/190	07/15->	VEN	BS-5852	- sport pack.			
320 d	147/200	10/11->	VEN	BS-5852	- sport pack.			
320 d xDrive	147/200	01/13->	VEN	BS-5852	- sport pack.			








	kW/HP		Type			Type			
320 d xDrive	135/184	06/12->07/15	VEN	BS-5852	- sport pack.				
320 d xDrive	140/190	07/15->	VEN	BS-5873	- sport pack.				
320 i	135/184	06/12->	VEN	BS-5852	- sport pack.; + quick start sys.	VEN	BS-5609	->10/13; - sport pack.	
			VEN	BS-5873	- sport pack.; - quick start sys.				
320 i	135/184	07/15->	VEN	BS-5873	- sport pack.				
320 i xDrive	135/184	06/12->	VEN	BS-5852	+ quick start sys.; - sport pack.				
			VEN	BS-5873	- quick start sys.; - sport pack.				
320 i xDrive	135/184	07/15->	VEN	BS-5873	- sport pack.				
330 i	185/252	07/15->	VEN	BS-5873	- sport pack.				
<b>4 Convertible [F33, F83] </b>									
420 d	140/190	07/15->	VEN	BS-5852	- sport pack.				
420 d	135/184	10/13->07/15	VEN	BS-5852	- sport pack.				
420 d	147/200	10/13->07/15	VEN	BS-5852					
420 i	135/184	07/14->	VEN	BS-5873	- sport pack.				
<b>4 Coupe [F32, F82] </b>									
418 d	110/150	03/15->	VEN	BS-5873	- sport pack.				
420 d	140/190	03/15->	VEN	BS-5852	- sport pack.				
420 d	135/184	07/13->03/15	VEN	BS-5852	- sport pack.	VEN	BS-5609	- sport pack.	
420 d xDrive	140/190	03/15->	VEN	BS-5852	- sport pack.				
420 d xDrive	135/184	11/13->03/15	VEN	BS-5852	- sport pack.				
420 i	135/184	11/13->	VEN	BS-5873	- sport pack.	VEN	BS-5609	- sport pack.	
420 i xDrive	135/184	11/13->	VEN	BS-5873	- sport pack.				
425 d	160/218	01/14->				VEN	BS-5609	- sport pack.	
<b>4 Gran Coupe [F36] </b>									
418 d	105/143	03/14->	VEN	BS-5873	- sport pack.	VEN	BS-5609	- sport pack.	
418 d	110/150	07/15->	VEN	BS-5873	- sport pack.				
418 i	100/136	07/15->	VEN	BS-5873	- sport pack.				
420 d	135/184	03/14->03/15	VEN	BS-5852	- sport pack.	VEN	BS-5609	- sport pack.	
			VEN	BS-5873	- sport pack.				
420 d	140/190	03/15->	VEN	BS-5852	- sport pack.				
420 d xDrive	135/184	03/14->03/15	VEN	BS-5852					
420 d xDrive	140/190	03/15->	VEN	BS-5852	- sport pack.				
420 i	135/184	03/14->	VEN	BS-5873	+ sport pack.				
420 i xDrive	135/184	07/14->	VEN	BS-5852	+ sport pack.				
			VEN	BS-5873	- sport pack.				
<b>5 [E34] </b>									
518 i	85/115	08/89->09/95	SOL	BS-5018		SOL	BS-5017	+ ABS	
518 i	83/113	08/89->09/95	SOL	BS-5018		SOL	BS-5017	+ ABS	












	kw/HP		Type			Type		
520 i	95/129	01/88->08/91	SOL	BS-5018		SOL	BS-5017	
			VEN	BS-5611	for incr. payload			
520 i 24V	110/150	09/89->09/95	VEN	BS-5611		SOL	BS-5017	
524 td	85/115	03/88->09/95	SOL	BS-5018		SOL	BS-5017	
525 i	125/170	01/88->08/91	VEN	BS-5611		SOL	BS-5017	
525 i 24V	141/192	09/89->09/95	VEN	BS-5611		SOL	BS-5017	
525 td	85/115	04/93->09/95	SOL	BS-5018		SOL	BS-5017	
525 tds	105/143	09/91->09/95	VEN	BS-5611		SOL	BS-5017	
530 i	138/188	01/88->08/91	VEN	BS-5611		SOL	BS-5017	
530 i V8	160/218	09/92->09/95	VEN	BS-5611		SOL	BS-5017	
535 i	155/211	01/88->09/95	VEN	BS-5611		SOL	BS-5017	
M5	210/286	12/87->12/88	VEN	BS-5611		SOL	BS-5017	
<b>5 [E39] </b>								
520 d	100/136	02/00->06/03	VEN	BS-5209	- sport susp.	VEN	BS-5210	+ sport susp.
			VEN	BS-5787	+ sport susp.	SOL	BS-5211	- sport susp.
520 i	110/150	01/96->09/00	VEN	BS-5209		VEN	BS-5210	
						SOL	BS-5211	
520 i	100/136	04/99->06/03	VEN	BS-5209		SOL	BS-5211	
520 i	125/170	09/00->06/03	VEN	BS-5209		VEN	BS-5210	
						SOL	BS-5211	
523 i	125/170	11/95->09/00	VEN	BS-5209		VEN	BS-5210	
						SOL	BS-5211	
525 d	120/163	02/00->06/03	VEN	BS-5209		VEN	BS-5210	
525 i	141/192	09/00->06/03	VEN	BS-5209	not for gov. vc	VEN	BS-5210	
			VEN	BS-5787	for gov.vc			
525 td	85/116	01/97->06/03	VEN	BS-5209		SOL	BS-5211	
525 tds	105/143	01/96->06/03	VEN	BS-5209		SOL	BS-5211	
528 i	142/193	11/95->09/00	VEN	BS-5209		VEN	BS-5210	
530 d	135/184	08/98->09/00	VEN	BS-5209		VEN	BS-5210	
530 d	142/193	09/00->06/03	VEN	BS-5787		VEN	BS-5210	
530 i	170/231	09/00->06/03	VEN	BS-5787		VEN	BS-5210	
535 i	173/235	04/96->03/99	VEN	BS-5209		VEN	BS-5210	
535 i	180/245	04/99->06/03	VEN	BS-5209		VEN	BS-5210	
540 i	210/286	04/96->06/03				VEN	BS-5210	
<b>5 [E60] </b>								
520 d	120/163	07/05->03/10	VEN	BS-5400	not for gov. vc			
			VEN	BS-5603	for gov.vc			









	<b>kW/HP</b>		<b>Type</b>			<b>Type</b>		
520 d	110/150	09/05->03/10	VEN	BS-5400		not for gov. vc		
			VEN	BS-5603		for gov.vc		
520 d	130/177	09/07->03/10	VEN	BS-5603				
520 i	115/156	04/06->12/09	VEN	BS-5400		not for gov. vc		
			VEN	BS-5603		for gov.vc		
520 i	125/170	07/03->03/10	VEN	BS-5400		MT		
			VEN	BS-5603		AT		
520 i	125/170	09/07->03/10	VEN	BS-5400		not for gov. vc		
			VEN	BS-5603		for gov.vc		
523 i	140/190	01/07->03/10	VEN	BS-5603				
523 i	140/190	01/07->03/10	VEN	BS-5603				
523 i	130/177	07/05->03/10	VEN	BS-5400		not for gov. vc		
			VEN	BS-5603		for gov.vc		
525 d	145/197	01/07->03/10	VEN	BS-5603		not for gov. vc		
525 d	130/177	06/04->03/10	VEN	BS-5400		not for gov. vc		
			VEN	BS-5603		for gov.vc		
525 d	120/163	12/04->03/10	VEN	BS-5400		not for gov. vc		
			VEN	BS-5603		for gov.vc		
525 d xDrive	145/197	09/08->03/10	VEN	BS-5603				
525 i	160/218	01/07->03/10	VEN	BS-5603		not for gov. vc		
525 i	160/218	07/05->03/10	VEN	BS-5400		not for gov. vc		
			VEN	BS-5603		for gov.vc		
525 i	141/192	09/03->03/10	VEN	BS-5400		not for gov. vc		
			VEN	BS-5603		for gov.vc		
525 i xDrive	160/218	09/08->03/10	VEN	BS-5603				
525 xd	145/197	01/07->03/10	VEN	BS-5603				
525 xi	160/218	01/07->03/10	VEN	BS-5603				
525 xi	160/218	07/05->03/10	VEN	BS-5603				
530 d	173/235	01/07->03/10	VEN	BS-5603		not for gov. vc		
530 d	160/218	07/03->03/10	VEN	BS-5603		not for gov. vc; ->08/05		
530 d	170/231	07/03->03/10	VEN	BS-5603		not for gov. vc		
530 d	155/211	07/03->03/10	VEN	BS-5603		not for gov. vc		
530 d xDrive	173/235	09/08->03/10	VEN	BS-5603				
530 i	170/231	07/03->03/10	VEN	BS-5603				
530 i	190/258	07/05->03/10	VEN	BS-5603		not for gov. vc		
530 i xDrive	200/272	09/08->03/10	VEN	BS-5603				
530 xd	173/235	01/07->03/10	VEN	BS-5603				
530 xd	170/231	07/05->03/10	VEN	BS-5603				






















	<b>kW/HP</b>		<b>Type</b>			<b>Type</b>		
530 xi	200/272	01/07->03/10	VEN	BS-5603				
530 xi	190/258	07/05->03/10	VEN	BS-5603				
<b>5 (F10, F18) </b>								
518 d	105/143	01/13->	VEN	BS-5916				
518 d	110/150	07/14->	VEN	BS-5916				
520 d	135/184	03/10->	VEN	BS-5916				
520 d	140/190	07/14->	VEN	BS-5916				
520 d xDrive	135/184	02/13->	VEN	BS-5916				
520 d xDrive	140/190	07/14->	VEN	BS-5916				
520 i	120/163	09/11->	VEN	BS-5916				
520 i	135/184	09/11->	VEN	BS-5916				
523 i	150/204	12/09->	VEN	BS-5916				
525 d	155/211	09/11->	VEN	BS-5916	DE; - sport pack.			
525 d	160/218	09/11->	VEN	BS-5916	DE; - sport pack.			
525 d xDrive	155/211	09/11->	VEN	BS-5916	DE			
525 d xDrive	160/218	09/11->	VEN	BS-5916	DE			
528 i	190/258	02/10->	VEN	BS-5916	DE; - sport pack.			
528 i	180/245	09/11->	VEN	BS-5916	DE; - sport pack.			
528 i xDrive	180/245	09/11->	VEN	BS-5916	DE; - sport pack.			
<b>5 Touring (E34) </b>								
518 g	85/115	11/95->06/96	SOL	BS-5018		SOL	BS-5017	
518 i	83/113	03/93->09/94	SOL	BS-5018		SOL	BS-5017	
518 i	85/115	09/94->01/97	SOL	BS-5018		SOL	BS-5017	
520 i	110/150	11/91->01/97	VEN	BS-5611		SOL	BS-5017	
525 i	141/192	11/91->01/97	VEN	BS-5611		SOL	BS-5017	
525 td	85/115	03/93->01/97	VEN	BS-5611		SOL	BS-5017	
525 tds	105/143	12/91->01/97	VEN	BS-5611		SOL	BS-5017	
530 i V8	160/218	09/92->01/97	VEN	BS-5611		SOL	BS-5017	
<b>5 Touring (E39) </b>								
520 d	100/136	02/00->09/03	VEN	BS-5209	- sport susp.	VEN	BS-5210	
			VEN	BS-5787	+ sport susp.			
520 i	110/150	01/97->09/00	VEN	BS-5209		VEN	BS-5210	
520 i	100/136	04/99->05/04	VEN	BS-5209		VEN	BS-5210	
520 i	125/170	09/00->05/04	VEN	BS-5209	- sport susp.	VEN	BS-5210	
			VEN	BS-5787	+ sport susp.			
523 i	125/170	01/97->09/00	VEN	BS-5209		VEN	BS-5210	
525 d	120/163	02/00->05/04	VEN	BS-5209	- sport susp.	VEN	BS-5210	
			VEN	BS-5787	+ sport susp.			

	<b>kW/HP</b>		<b>Type</b>			<b>Type</b>			
525 i	141/192	09/00->05/04	VEN	BS-5209	- sport susp.	VEN	BS-5210		
			VEN	BS-5787	+ sport susp.				
525 tds	105/143	03/97->05/04	VEN	BS-5209		VEN	BS-5210		
528 i	142/193	01/97->09/00	VEN	BS-5209		VEN	BS-5210		
530 d	135/184	08/98->09/00	VEN	BS-5209		VEN	BS-5210		
530 d	142/193	09/00->05/04	VEN	BS-5787		VEN	BS-5210		
530 i	170/231	09/00->05/04	VEN	BS-5787		VEN	BS-5210		
540 i	210/286	01/97->05/04	VEN	BS-5787	04/00->	VEN	BS-5210		
<b>5 Touring (E61) </b>									
520 d	120/163	07/05->12/10	VEN	BS-5400	not for gov. vc				
			VEN	BS-5603	for gov.vc				
520 d	110/150	09/05->12/10	VEN	BS-5400	not for gov. vc				
			VEN	BS-5603	for gov.vc				
520 d	130/177	09/07->12/10	VEN	BS-5603					
520 i	120/163	07/07->08/10	VEN	BS-5400	not for gov. vc				
			VEN	BS-5603	for gov.vc				
520 i	125/170	09/07->12/10	VEN	BS-5400	not for gov. vc				
			VEN	BS-5603	for gov.vc				
523 i	140/190	01/07->12/10	VEN	BS-5603					
523 i	140/190	01/07->12/10	VEN	BS-5603					
523 i	130/177	07/05->12/10	VEN	BS-5400	not for gov. vc				
			VEN	BS-5603	for gov.vc				
525 d	145/197	01/07->12/10	VEN	BS-5603	not for gov. vc				
525 d	130/177	06/04->12/10	VEN	BS-5400	not for gov. vc				
			VEN	BS-5603	for gov.vc				
525 d	120/163	12/04->12/10	VEN	BS-5400	not for gov. vc				
			VEN	BS-5603	for gov.vc				
525 i xDrive	145/197	09/08->12/10	VEN	BS-5603					
525 i	160/218	01/07->12/10	VEN	BS-5603	not for gov. vc				
525 i	141/192	06/04->12/10	VEN	BS-5400	not for gov. vc				
			VEN	BS-5603	for gov.vc				
525 i	160/218	07/05->12/10	VEN	BS-5400	not for gov. vc				
			VEN	BS-5603	for gov.vc				
525 i xDrive	160/218	09/08->12/10	VEN	BS-5603					
525 xd	145/197	01/07->12/10	VEN	BS-5603					
525 xi	160/218	01/07->12/10	VEN	BS-5603					
525 xi	160/218	07/05->12/10	VEN	BS-5603					
530 d	173/235	01/07->12/10	VEN	BS-5603	not for gov. vc				

	<b>kW/HP</b>		<b>Type</b>			<b>Type</b>		
530 d	160/218	06/04->12/10	VEN	BS-5603	not for gov. vc			
530 d	170/231	07/05->12/10	VEN	BS-5603	not for gov. vc			
530 d xDrive	173/235	09/08->12/10	VEN	BS-5603				
530 i	190/258	07/05->12/10	VEN	BS-5603	not for gov. vc			
530 i xDrive	200/272	09/08->12/10	VEN	BS-5603				
530 xd	173/235	01/07->12/10	VEN	BS-5603				
530 xd	170/231	07/05->12/10	VEN	BS-5603				
530 xi	200/272	01/07->12/10	VEN	BS-5603				
530 xi	190/258	07/05->12/10	VEN	BS-5603				
<b>5 Touring (F11)</b> 								
518 d	105/143	01/13->	VEN	BS-5916	not for incr. payload			
518 d	110/150	05/14->	VEN	BS-5916	- reinforced brakes			
520 d	140/190	05/14->	VEN	BS-5916	- reinforced brakes			
520 d	135/184	09/10->	VEN	BS-5916	- reinforced brakes			
520 d xDrive	135/184	02/13->	VEN	BS-5916	not for incr. payload			
520 d xDrive	140/190	05/14->	VEN	BS-5916	- reinforced brakes			
520 i	135/184	09/11->	VEN	BS-5916				
523 i	150/204	09/10->	VEN	BS-5916				
525 d	160/218	09/11->	VEN	BS-5916	DE; - sport pack.			
525 d xDrive	160/218	09/11->	VEN	BS-5916	DE; - sport pack.			
528 i	180/245	09/11->	VEN	BS-5916	DE; - sport pack.			
528 i xDrive	180/245	09/11->	VEN	BS-5916	DE; - sport pack.			
<b>6 [E63]</b> 								
630 i	190/258	09/04->07/10	VEN	BS-5603				
<b>6 Convertible [E64]</b> 								
630 i	190/258	09/04->07/10	VEN	BS-5603				
<b>7 [E32]</b> 								
730 i,iL	145/197	12/86->09/94	VEN	BS-5611	11/87->			
730 i,iL	138/188	12/86->09/94	VEN	BS-5611	11/87->			
730 i,iL V8	160/218	04/92->09/94	VEN	BS-5611				
<b>X1 [E84]</b> 								
sDrive 16 d	85/116	04/12->06/15	VEN	BS-5852				
sDrive 16 i	105/143	03/13->06/15	VEN	BS-5852				
sDrive 18 d	105/143	10/09->06/15	VEN	BS-5852				
sDrive 18 i	110/150	01/10->06/15	VEN	BS-5852				
sDrive 20 d	135/184	07/12->06/15	VEN	BS-5852				
sDrive 20 d	130/177	10/09->06/15	VEN	BS-5852				
sDrive 20 i	135/184	09/11->06/15	VEN	BS-5852				
xDrive 18 d	105/143	10/09->06/15	VEN	BS-5852				

	<b>kW/HP</b>		<b>Type</b>			<b>Type</b>		
xDrive 20 d	130/177	10/09->06/15	VEN	BS-5852				
xDrive 20 i	135/184	09/11->06/15	VEN	BS-5852				
xDrive 25 d	160/218	10/09->06/15	VEN	BS-5852				
<b>X3 [E83]</b> 								
2.0 d	130/177	09/07->03/09	VEN	BS-5410		VEN	BS-5783	
2.0 d	110/150	10/04->12/10	VEN	BS-5410		VEN	BS-5783	
2.0 i	110/150	07/05->08/08	VEN	BS-5410		VEN	BS-5783	
2.5 i	141/192	01/04->08/06	VEN	BS-5410		VEN	BS-5783	
2.5 si	160/218	09/06->08/08	VEN	BS-5410		VEN	BS-5783	
3.0 d	150/204	01/04->08/05	VEN	BS-5410		VEN	BS-5783	
3.0 d	160/218	01/04->08/08	VEN	BS-5410		VEN	BS-5783	
3.0 i xDrive	170/231	01/04->08/06	VEN	BS-5410		VEN	BS-5783	
3.0 sd	210/286	09/06->08/08	VEN	BS-5335		VEN	BS-5783	
3.0 si	200/272	09/06->08/08	VEN	BS-5410		VEN	BS-5783	
xDrive 18 d	105/143	09/08->12/11	VEN	BS-5410		VEN	BS-5783	
xDrive 20 d	120/163	09/08->08/10	VEN	BS-5410		VEN	BS-5783	
xDrive 20 d	130/177	09/08->08/10	VEN	BS-5410		VEN	BS-5783	
xDrive 20 i	110/150	09/08->08/11	VEN	BS-5410		VEN	BS-5783	
xDrive 25 i	160/218	09/08->12/11	VEN	BS-5410		VEN	BS-5783	
xDrive 30 d	155/211	09/08->04/11	VEN	BS-5410		VEN	BS-5783	
xDrive 30 d	160/218	09/08->04/11	VEN	BS-5410		VEN	BS-5783	
xDrive 30 i	200/272	09/08->12/11	VEN	BS-5410		VEN	BS-5783	
xDrive 35 d	210/286	09/08->08/11	VEN	BS-5335		VEN	BS-5783	
<b>X3 [F25]</b> 								
sDrive 18 d	110/150	02/14->	VEN	BS-5880		VEN	BS-5884	
sDrive 18 d	100/136	08/11->	VEN	BS-5880		VEN	BS-5884	
sDrive 18 d	105/143	08/11->	VEN	BS-5880		VEN	BS-5884	
sDrive 18 i	125/170	04/14->	VEN	BS-5880		VEN	BS-5884	
sDrive 20 i	135/184	02/14->	VEN	BS-5880		VEN	BS-5884	
xDrive 20 d	140/190	02/14->	VEN	BS-5880		VEN	BS-5884	
xDrive 20 d	135/184	09/10->	VEN	BS-5880		VEN	BS-5884	
xDrive 20 d	120/163	09/10->	VEN	BS-5880		VEN	BS-5884	
xDrive 20 i	135/184	09/11->	VEN	BS-5880		VEN	BS-5884	
xDrive 28 i	190/258	04/11->	VEN	BS-5880		VEN	BS-5884	
xDrive 28 i	180/245	08/11->	VEN	BS-5880		VEN	BS-5884	
xDrive 30 d	190/258	05/11->	VEN	BS-5880		VEN	BS-5884	
xDrive 35 d	230/313	09/11->	VEN	BS-5880		VEN	BS-5884	
xDrive 35 i	225/306	09/10->	VEN	BS-5880		VEN	BS-5884	

	kW/HP		Type			Type		
<b>X4 (F26)</b> 								
M 40 i	265/360	12/15->				VEN	BS-5884	
xDrive 20 d	140/190	04/14->	VEN	BS-5880		VEN	BS-5884	
xDrive 20 i	135/184	04/14->	VEN	BS-5880		VEN	BS-5884	
xDrive 28 i	180/245	04/14->	VEN	BS-5880		VEN	BS-5884	
xDrive 30 d	190/258	04/14->	VEN	BS-5880		VEN	BS-5884	
xDrive 35 d	230/313	04/14->	VEN	BS-5880		VEN	BS-5884	
xDrive 35 i	225/306	04/14->	VEN	BS-5880		VEN	BS-5884	
<b>X5 (E53)</b> 								
3.0 d	135/184	05/01->12/03	VEN	BS-5335		SOL	BS-5807	
3.0 d	160/218	12/03->12/06	VEN	BS-5335		SOL	BS-5807	
3.0 i	163/222	05/00->12/06	VEN	BS-5335		SOL	BS-5807	
3.0 i	170/231	05/00->12/06	VEN	BS-5335		SOL	BS-5807	
4.4 i	210/286	05/00->12/03	VEN	BS-5335	->09/03	SOL	BS-5807	not for armored vc
4.4 i	235/320	12/03->09/06	VEN	BS-5335				
<b>X5 (E70)</b> 								
3.0 d	173/235	02/07->09/08	VEN	BS-5074		VEN	BS-5073	+ 3rd seating row
3.0 si	200/272	02/07->09/08	VEN	BS-5074	DE	VEN	BS-5073	
			VEN	BS-5634	not for DE			
4.8 i xDrive	261/355	02/07->09/08	VEN	BS-5074	DE			
xDrive 30 d	173/235	09/08->06/13	VEN	BS-5634		VEN	BS-5073	
xDrive 30 d	180/245	09/10->06/13	VEN	BS-5634		VEN	BS-5073	
xDrive 30 i	200/272	09/08->03/10	VEN	BS-5074	DE	VEN	BS-5073	
			VEN	BS-5634	not for DE			
xDrive 35 d	210/286	09/08->06/13	VEN	BS-5074		VEN	BS-5073	10/09->
xDrive 35 i	235/320	02/12->06/13	VEN	BS-5074	not for DE	VEN	BS-5073	
			VEN	BS-5634	DE			
xDrive 35 i	225/306	09/10->06/13	VEN	BS-5074	DE	VEN	BS-5073	
			VEN	BS-5634	not for DE			
xDrive 40 d	225/306	09/10->06/13	VEN	BS-5074		VEN	BS-5073	
xDrive 48 i	261/355	09/08->06/13	VEN	BS-5074	DE			
<b>X5 (F15, F85)</b> 								
sDrive 25 d	170/231	07/15->	VEN	BS-5634	- sport pack.	VEN	BS-5073	- sport pack.
sDrive 25 d	160/218	11/13->	VEN	BS-5634	- sport pack.	VEN	BS-5073	- sport pack.
			VEN	BS-5074	+ sport pack.			
xDrive 25 d	160/218	06/15->	VEN	BS-5634	- sport pack.	VEN	BS-5073	- sport pack.
			VEN	BS-5074	+ sport pack.			
xDrive 25 d	170/231	07/15->	VEN	BS-5634	- sport pack.	VEN	BS-5073	- sport pack.
xDrive 25 d	160/218	11/13->	VEN	BS-5634	- sport pack.	VEN	BS-5073	- sport pack.

	kW/HP		Type			Type		
xDrive 30 d	183/249	04/15->	VEN	BS-5074	+ sport pack.	VEN	BS-5073	- sport pack.
			VEN	BS-5634	- sport pack.			
xDrive 30 d	190/258	07/13->	VEN	BS-5634	- sport pack.	VEN	BS-5073	- sport pack.
xDrive 35 i	225/306	11/13->	VEN	BS-5074	- sport pack.; not for DE	VEN	BS-5073	- sport pack.; DE
			VEN	BS-5634	- sport pack.; DE			
xDrive 40 d	230/313	12/13->	VEN	BS-5074				
xDrive 40e	180/245	09/15->	VEN	BS-5074		VEN	BS-5073	
<b>X6 (E71, E72) </b>								
30 d	173/235	05/08->08/08	VEN	BS-5074		VEN	BS-5073	
			VEN	BS-5634	engine N57D30A			
35 i	225/306	05/08->08/08	VEN	BS-5074	DE			
ActiveHybrid	357/485	10/10->06/14	VEN	BS-5074				
M	408/555	09/09->06/14	VEN	BS-5074				
M 50 d	280/381	08/11->06/14	VEN	BS-5074				
xDrive 30 d	173/235	09/08->06/14	VEN	BS-5074	engine M57N2306D3	VEN	BS-5073	
			VEN	BS-5634	engine N57D30A			
xDrive 30 d	180/245	09/10->06/14	VEN	BS-5634		VEN	BS-5073	
xDrive 30 d	155/211	09/10->06/14	VEN	BS-5634		VEN	BS-5073	
xDrive 35 d	210/286	09/08->06/14	VEN	BS-5074	11/08->	VEN	BS-5073	11/09->
xDrive 35 i	225/306	09/08->06/14	VEN	BS-5074	11/08->	VEN	BS-5073	11/08->
xDrive 40 d	225/306	10/10->06/14	VEN	BS-5074		VEN	BS-5073	
<b>X6 (F16, F86) </b>								
xDrive 30 d	204/277	02/15->	VEN	BS-5074	+ sport pack.; Brake System: POWER KIT	VEN	BS-5073	- sport pack.
			VEN	BS-5634	- sport pack.			
xDrive 30 d	190/258	08/14->	VEN	BS-5074	+ sport pack.	VEN	BS-5073	- sport pack.
			VEN	BS-5634	- sport pack.			
xDrive 35 i	240/326	02/15->	VEN	BS-5074	- sport pack.; not for DE	VEN	BS-5073	- sport pack.; DE
			VEN	BS-5634	- sport pack.; DE			
xDrive 35 i	225/306	12/14->	VEN	BS-5634	- sport pack.	VEN	BS-5073	- sport pack.; DE
xDrive 40 d	230/313	12/14->	VEN	BS-5074	- sport pack.			
<b>Z3 (E36) </b>								
1.8	85/116	10/95->10/98	SOL	BS-5003				
1.9	85/116	01/99->01/03	SOL	BS-5003	->10/02			
1.9	87/118	07/98->01/03	SOL	BS-5003	->10/02			
1.9	103/140	10/95->03/99	SOL	BS-5003				
2.0	110/150	04/99->01/03	VEN	BS-5004	->10/00			
2.2	125/170	08/00->01/03	VEN	BS-5004				
2.8	141/192	04/97->06/00	VEN	BS-5004				



kW/HP



Type



Type



## Z3 Coupe (E36)

2.8	141/192	07/97->06/00	VEN	BS-5004	07/98->
-----	---------	--------------	-----	---------	---------

## Z4 (E85)

2.0 i	110/150	03/05->02/09	VEN	BS-5004
2.2 i	125/170	10/03->10/05	VEN	BS-5004
2.5 i	141/192	02/03->12/05	VEN	BS-5004
2.5 i	130/177	09/05->02/09	VEN	BS-5004

## Z4 (E89)

sDrive 18 i	115/156	04/13->	VEN	BS-5258
sDrive 20 i	135/184	09/11->	VEN	BS-5258
sDrive 23 i	150/204	05/09->	VEN	BS-5258
sDrive 28 i	180/245	09/11->	VEN	BS-5258

## BUICK

## CENTURY Estate (4\_35)

2.2 Special	87/118	10/91->12/96	VEN	BS-5016
2.8 Custom	82/112	09/83->09/86	VEN	BS-5016
3.1	130/177	10/93->09/96	VEN	BS-5016
3.8	103/140	10/81->12/91	VEN	BS-5016
3.8	112/152	10/86->09/88	VEN	BS-5016
3.8 T-Type	94/128	10/86->09/89	VEN	BS-5016

## CENTURY Estate (A)

3.8 Special	78/106	10/77->12/81	VEN	BS-5016
-------------	--------	--------------	-----	---------

## EXCELLE

1.6	78/106	04/03->	VEN	BS-5399	SOL	BS-5405
-----	--------	---------	-----	---------	-----	---------

## CADILLAC

## BLS

1.9 D	110/150	04/06->	VEN	BS-5605
1.9 D	132/180	12/07->	VEN	BS-5605
2.0 T	129/175	04/06->	VEN	BS-5605
2.0 T	154/210	04/06->	VEN	BS-5605
2.0 T AWD	154/210	04/06->	VEN	BS-5605
2.0 T Flexpower	147/200	12/07->	VEN	BS-5605
2.8 T	188/255	04/06->	VEN	BS-5605

## BLS Wagon

1.9 D	110/150	12/07->	VEN	BS-5605
1.9 D	132/180	12/07->	VEN	BS-5605
2.0 T	129/175	12/07->	VEN	BS-5605
2.0 T	154/210	12/07->	VEN	BS-5605
2.0 T AWD	154/210	12/07->	VEN	BS-5605

**kW/HP****Type****Type**

2.0 T Flexpower 147/200 12/07-&gt; VEN BS-5605

2.8 T 188/255 12/07-&gt; VEN BS-5605

**CHERY****AMULET**

1.3	60/80	09/06->07/08	SOL	BS-5089	DRUM	BS-5102
					DRUM	BS-5427
1.5	80/109	07/08->05/10	SOL	BS-5089	DRUM	BS-5102
					DRUM	BS-5427
1.6	65/88	08/03->09/07	SOL	BS-5089	DRUM	BS-5102
					DRUM	BS-5427
1.6	85/114	08/03->09/07	SOL	BS-5089	DRUM	BS-5102
					DRUM	BS-5427
1.6	71/97	09/07->07/08	SOL	BS-5089	DRUM	BS-5102
					DRUM	BS-5427

**AMULET II**

1.5	80/109	05/10->	SOL	BS-5089	DRUM	BS-5102
-----	--------	---------	-----	---------	------	---------

**TIGGO**

1.6	80/109	07/06->12/07	VEN	BS-5698	SOL	BS-5472
			VEN	BS-5744		
			DRUM	BS-5919		
2.0	92/125	03/05->12/08	VEN	BS-5744	SOL	BS-5472
			DRUM	BS-5919		
2.0	102/139	09/06->12/08	VEN	BS-5698	SOL	BS-5472
			VEN	BS-5744		
			DRUM	BS-5919		
2.0	95/129	09/06->12/08	VEN	BS-5744	SOL	BS-5472
			DRUM	BS-5919		
2.4	95/129	03/05->12/08	DRUM	BS-5919	SOL	BS-5472
			VEN	BS-5698		
2.4 All-wheel Drive	97/132	11/05->12/08	VEN	BS-5698	SOL	BS-5472
			DRUM	BS-5919		







**TIGGO**

1.8	97/132	05/07->	VEN	BS-5744	SOL	BS-5472
			DRUM	BS-5919		
2.0 All-wheel Drive	102/139	05/09->12/10	VEN	BS-5744	SOL	BS-5472
			DRUM	BS-5919		

**TIGGO**

1.6	93/126	06/11->	DRUM	BS-5919	SOL	BS-5472
			VEN	BS-5698		
1.6	88/120	09/10->	VEN	BS-5698	SOL	BS-5472
			DRUM	BS-5919		



	kW/HP		Type			Type		
2.0	101/137	04/10->	VEN	BS-5744				
			DRUM	BS-5919				
2.0 All-wheel Drive	102/139	09/10->	VEN	BS-5744				
			DRUM	BS-5919				

### TIGGO 5 Closed Off-Road Vehicle

2.0	102/139	11/13->	VEN	BS-5744				
-----	---------	---------	-----	---------	--	--	--	--

## CHEVROLET

### AVEO Hatchback [T200]

1.2	53/72	01/04->05/08	VEN	BS-5395				
1.5	62/84	01/05->05/08	VEN	BS-5395		DRUM	BS-5568	

### AVEO Hatchback [T250, T255]

1.2	62/84	04/08->	VEN	BS-5395		DRUM	BS-5527	+ ABS
1.2	53/72	10/08->	VEN	BS-5395				
1.2 LPG	62/84	04/08->	VEN	BS-5395				
1.4	74/101	04/08->	VEN	BS-5395				

### AVEO Hatchback [T300]

1.2	51/69	03/11->	VEN	BS-5050	Ø wheel 15` in			
			VEN	BS-5593	Ø wheel 14 in			
1.2	63/86	03/11->	VEN	BS-5050	Ø wheel 15` in; for POC J93; for POC J94			
			VEN	BS-5593	Ø wheel 14 in			
1.2 LPG	63/86	11/12->	VEN	BS-5050	Ø wheel 15` in; for POC J93; for POC J94			
			VEN	BS-5593	Ø wheel 14` in			
1.3 D	55/75	07/11->	VEN	BS-5050	Ø wheel 15` in			
			VEN	BS-5593	Ø wheel 14 in			
1.3 D	70/95	07/11->	VEN	BS-5050	Ø wheel 15` in			
			VEN	BS-5593	Ø wheel 14 in			
1.4	74/101	03/11->	VEN	BS-5050	Ø wheel 15` in			
			VEN	BS-5593	Ø wheel 14 in			
1.4 Turbo	103/140	08/13->	VEN	BS-5050	Ø wheel 15` in		SOL	BS-5052
			VEN	BS-5593	Ø wheel 14` in			
1.6	85/116	03/11->	VEN	BS-5050	Ø wheel 15` in			
			VEN	BS-5593	Ø wheel 14 in			











### AVEO Saloon [T200]







1.4	69/94	05/03->01/07	VEN	BS-5395		DRUM	BS-5568	
-----	-------	--------------	-----	---------	--	------	---------	--

### AVEO Saloon [T250, T255]

1.2	62/84	01/08->	VEN	BS-5395				
1.2	55/75	01/08->	VEN	BS-5395	04/08->			
1.2	53/72	03/06->12/07	VEN	BS-5395	+ ABS	DRUM	BS-5527	+ ABS
						DRUM	BS-5568	

	kW/HP		Type			Type			
1.2 LPG	62/84	01/09->	VEN	BS-5395					
						SOL	BS-5405		
1.4	69/94	03/06->12/07	VEN	BS-5395 + ABS		DRUM	BS-5527 + ABS		
						DRUM	BS-5568		
1.4	74/101	09/08->	VEN	BS-5395		DRUM	BS-5527 + ABS		
1.5	62/84	05/05->	VEN	BS-5395		DRUM	BS-5568		
<b>AVEO Saloon (T300)</b> 									
1.2	63/86	03/11->	VEN	BS-5050	Ø wheel 15` in				
			VEN	BS-5593	Ø wheel 14 in				
1.2	51/69	03/11->	VEN	BS-5050	Ø wheel 15` in				
			VEN	BS-5593	Ø wheel 14 in				
1.2 LPG	63/86	11/12->	VEN	BS-5050	Ø wheel 15` in				
			VEN	BS-5593	Ø wheel 14` in				
1.3 D	55/75	07/11->	VEN	BS-5050	Ø wheel 15` in				
			VEN	BS-5593	Ø wheel 14 in				
1.3 D	70/95	07/11->	VEN	BS-5050	Ø wheel 15` in				
			VEN	BS-5593	Ø wheel 14 in				
1.4	74/100	07/11->	VEN	BS-5050	Ø wheel 15` in				
			VEN	BS-5593	Ø wheel 14 in				
1.6	85/116	03/11->	VEN	BS-5050	Ø wheel 15` in				
			VEN	BS-5593	Ø wheel 14 in				
<b>CAPTIVA (C100, C140)</b> 									
2.0 D	110/150	09/07->	VEN	BS-5268		VEN	BS-5269		
2.0 D 4WD	93/126	10/06->	VEN	BS-5268		VEN	BS-5269		
2.0 D 4WD	110/150	10/06->	VEN	BS-5268		VEN	BS-5269		
2.2 D	120/163	03/11->	VEN	BS-5268		VEN	BS-5269		
2.2 D 4WD	135/184	03/11->	VEN	BS-5268		VEN	BS-5269		
2.2 D 4WD	120/163	03/11->	VEN	BS-5268		VEN	BS-5269		
2.4	123/167	03/11->	VEN	BS-5268		VEN	BS-5269		
2.4	100/136	06/06->	VEN	BS-5268		VEN	BS-5269		
2.4 4WD	123/167	03/11->	VEN	BS-5268		VEN	BS-5269		
2.4 4WD	100/136	06/06->	VEN	BS-5268		VEN	BS-5269		
2.4 LPG	100/136	01/07->	VEN	BS-5268		VEN	BS-5269		
2.4 LPG 4WD	100/136	01/07->	VEN	BS-5268		VEN	BS-5269		
3.0 4WD	190/258	01/10->	VEN	BS-5268		VEN	BS-5269		
3.2 4WD	169/230	06/06->	VEN	BS-5268		VEN	BS-5269		
<b>COBALT</b> 									
1.5	77/105	01/14->	VEN	BS-5593					

	<b>kW/HP</b>		<b>Type</b>			<b>Type</b>		
<b>CORSA Estate</b> 								
1.6 GLS	68/92	08/97->07/02	VEN	BS-5100		SOL	BS-5101	+ ABS
<b>CORSA Pickup</b> 								
						SOL	BS-5101	
1.0	44/60	08/97->07/00	SOL	BS-5033		DRUM	BS-5079	+ ABS
						DRUM	BS-5565	- ABS
1.0	50/68	08/97->07/02	SOL	BS-5033		SOL	BS-5101	
						DRUM	BS-5079	+ ABS
						DRUM	BS-5565	- ABS
1.0	47/64	08/99->07/02	SOL	BS-5033		SOL	BS-5101	
						DRUM	BS-5079	+ ABS
						DRUM	BS-5565	- ABS
1.4 GLS	44/60	08/94->07/97	SOL	BS-5033	- sport susp.	SOL	BS-5101	
			VEN	BS-5034	+ sport susp.	DRUM	BS-5079	+ ABS
						DRUM	BS-5565	- ABS
1.7 D	44/60	08/00->07/02	SOL	BS-5033		SOL	BS-5101	
<b>CORSA Saloon</b> 								
1.6 GLS	68/92	08/94->07/02	VEN	BS-5100		SOL	BS-5101	+ ABS
1.6 GS	75/102	08/97->07/02	VEN	BS-5100		SOL	BS-5101	+ ABS
1.7 D	44/60	08/00->07/02	VEN	BS-5100		SOL	BS-5101	
<b>CRUZE (J300)</b> 								
1.4	74/101	07/13->	VEN	BS-5050	Ø wheel 15` in; for POC J67	SOL	BS-5052	Ø wheel 15` in; for POC J67
			VEN	BS-5051	Ø wheel 16` in; for POC J60	SOL	BS-5755	Ø wheel 16 in
1.6	91/124	05/09->	VEN	BS-5050	for POC J67	SOL	BS-5052	for POC J67
			VEN	BS-5051	for POC J60	SOL	BS-5755	Ø wheel 16 in; disc brakes rear axle
1.6	80/109	05/09->	VEN	BS-5050	for POC J67; for POC J93	SOL	BS-5052	for POC J67; Ø wheel 15` in
			VEN	BS-5051	Ø wheel 16` in; for POC J60	SOL	BS-5755	Ø wheel 16 in; disc brakes rear axle
1.6	83/113	05/09->	VEN	BS-5050	for POC J67	SOL	BS-5052	for POC J67
			VEN	BS-5051	for POC J60	SOL	BS-5755	Ø wheel 16 in; disc brakes rear axle
1.7 D	96/131	01/12->	VEN	BS-5050	Ø wheel 15` in; for POC J67	SOL	BS-5052	Ø wheel 15` in; for POC J67
			VEN	BS-5051	Ø wheel 16` in; for POC J60	SOL	BS-5755	Ø wheel 16 in
1.7 TD	81/110	11/13->	VEN	BS-5050	Ø wheel 15` in; for POC J67	SOL	BS-5052	Ø wheel 15` in; for POC J67
			VEN	BS-5051	Ø wheel 16` in; for POC J60	SOL	BS-5755	Ø wheel 16 in
1.8	104/141	05/09->	VEN	BS-5050	for POC J67	SOL	BS-5052	MD J67
			VEN	BS-5051	for POC J60	SOL	BS-5755	Ø wheel 16 in; disc brakes rear axle
2.0 CDI	110/150	05/09->	VEN	BS-5050	for POC J67	SOL	BS-5052	for POC J67
			VEN	BS-5051	for POC J60	SOL	BS-5755	Ø wheel 16 in; disc brakes rear axle
2.0 CDI	92/125	05/09->	VEN	BS-5050	for POC J67	SOL	BS-5052	for POC J67
			VEN	BS-5051	for POC J60	SOL	BS-5755	Ø wheel 16 in; disc brakes rear axle

	kW/HP		Type			Type		
2.0 CDI	120/163	08/10->	VEN	BS-5050	for POC J67	SOL	BS-5052	for POC J67
			VEN	BS-5051	for POC J60	SOL	BS-5755	Ø wheel 16 in; disc brakes rear axle

### CRUZE Hatchback [J305]















1.4	103/140	06/12->	VEN	BS-5050	Ø wheel 15` in; for POC J67	SOL	BS-5052	Ø wheel 15` in; for POC J67
			VEN	BS-5051	Ø wheel 16` in; for POC J60	SOL	BS-5755	Ø wheel 16 in
1.4	74/101	07/13->	VEN	BS-5050	Ø wheel 15` in; for POC J67	SOL	BS-5052	Ø wheel 15` in; for POC J67
			VEN	BS-5051	Ø wheel 16` in; for POC J60	SOL	BS-5755	Ø wheel 16 in
1.6	80/109	01/12->	VEN	BS-5050	Ø wheel 15` in; for POC J67	SOL	BS-5052	Ø wheel 15` in; for POC J67
			VEN	BS-5051	Ø wheel 16` in; for POC J60	SOL	BS-5755	Ø wheel 16 in
1.6	91/124	06/11->	VEN	BS-5050	for POC J67	SOL	BS-5052	for POC J67
			VEN	BS-5051	for POC J60	SOL	BS-5755	Ø wheel 16 in
1.7 D	96/131	01/12->	VEN	BS-5050	Ø wheel 15` in; for POC J67	SOL	BS-5052	Ø wheel 15` in; for POC J67
			VEN	BS-5051	Ø wheel 16` in; for POC J60	SOL	BS-5755	Ø wheel 16 in
1.7 TD	81/110	08/13->	VEN	BS-5050	Ø wheel 15` in; for POC J67	SOL	BS-5052	Ø wheel 15` in; for POC J67
			VEN	BS-5051	Ø wheel 16` in; for POC J60	SOL	BS-5755	Ø wheel 16 in
1.8	104/141	06/11->	VEN	BS-5050	for POC J67	SOL	BS-5052	for POC J67
			VEN	BS-5051	for POC J60	SOL	BS-5755	Ø wheel 16 in
1.8 LPG	104/141	06/11->	VEN	BS-5050	Ø wheel 15` in; for POC J67	SOL	BS-5052	for POC J67
			VEN	BS-5051	Ø wheel 16` in; for POC J60	SOL	BS-5755	Ø wheel 16 in
2.0 CDI	120/163	06/11->	VEN	BS-5050	for POC J67	SOL	BS-5052	for POC J67
			VEN	BS-5051	for POC J60	SOL	BS-5755	Ø wheel 16 in














### CRUZE Station Wagon [J308]














1.4	74/101	07/13->	VEN	BS-5050	Ø wheel 15` in; for POC J67	SOL	BS-5052	Ø wheel 15` in; for POC J67
			VEN	BS-5051	Ø wheel 16` in; for POC J60	SOL	BS-5755	Ø wheel 16 in
1.4	103/140	08/12->	VEN	BS-5050	Ø wheel 15` in; MD J67	SOL	BS-5052	Ø wheel 15` in; MD J67
			VEN	BS-5051	Ø wheel 16` in; for POC J60	SOL	BS-5755	Ø wheel 16 in
1.6	91/124	08/12->	VEN	BS-5050	Ø wheel 15` in; MD J67	SOL	BS-5052	Ø wheel 15` in; MD J67
			VEN	BS-5051	Ø wheel 16` in; for POC J60	SOL	BS-5755	Ø wheel 16 in
1.7 TD	96/131	08/12->	VEN	BS-5050	Ø wheel 15` in; MD J67	SOL	BS-5052	Ø wheel 15` in; MD J67
			VEN	BS-5051	Ø wheel 16` in; for POC J60	SOL	BS-5755	Ø wheel 16 in
1.7 TD	81/110	11/13->	VEN	BS-5050	Ø wheel 15` in; for POC J67	SOL	BS-5052	Ø wheel 15` in; for POC J67
			VEN	BS-5051	Ø wheel 16` in; for POC J60	SOL	BS-5755	Ø wheel 16 in
1.8	104/141	08/12->	VEN	BS-5050	Ø wheel 15` in; for POC J67	SOL	BS-5052	Ø wheel 15` in; for POC J67
			VEN	BS-5051	Ø wheel 16` in; for POC J60	SOL	BS-5755	Ø wheel 16 in
2.0 TD	120/163	08/12->	VEN	BS-5050	Ø wheel 15` in; MD J67	SOL	BS-5052	Ø wheel 15` in; MD J67
			VEN	BS-5051	Ø wheel 16` in; for POC J60	SOL	BS-5755	Ø wheel 16 in















### EPICA (KL1\_)

2.0	98/133	01/05->12/06	VEN	BS-5425		SOL	BS-5684	
2.0	94/128	01/05->12/06	VEN	BS-5425		SOL	BS-5684	

	kW/HP		Type			Type		
2.0	105/144	06/06->	VEN	BS-5425		SOL	BS-5684	
2.0 D	110/150	01/07->	VEN	BS-5425		SOL	BS-5684	
2.5	115/156	06/06->	VEN	BS-5425		SOL	BS-5684	
<b>EQUINOX</b> 								
3.4	138/188	04/03->09/09				VEN	BS-5269	
<b>EVANDA</b> 								
2.0	96/131	03/05->				SOL	BS-5897	
<b>KALOS</b> 								
1.2	53/72	03/05->	VEN	BS-5395	+ ABS	DRUM	BS-5527	+ ABS
						DRUM	BS-5568	
1.4	61/83	03/05->	VEN	BS-5395	+ ABS	DRUM	BS-5527	+ ABS
						DRUM	BS-5568	
1.4 16V	69/94	03/05->	VEN	BS-5395		DRUM	BS-5527	+ ABS
						DRUM	BS-5568	
<b>KALOS Saloon</b> 								
1.2	53/72	03/05->	VEN	BS-5395		DRUM	BS-5568	
1.4	61/83	03/05->	VEN	BS-5395		DRUM	BS-5568	
1.4 16V	69/94	03/05->	VEN	BS-5395		DRUM	BS-5527	+ ABS
						DRUM	BS-5568	
<b>LACETTI (J200)</b> 								
1.4 16V	70/95	03/05->	VEN	BS-5399		SOL	BS-5405	
1.6	80/109	03/05->	VEN	BS-5399		SOL	BS-5405	
1.8	90/122	03/05->	VEN	BS-5399		SOL	BS-5405	
1.8	67/91	03/05->12/09	VEN	BS-5399		SOL	BS-5405	
1.8	89/121	08/05->	VEN	BS-5399		SOL	BS-5405	
2.0 D	89/121	01/07->	VEN	BS-5399		SOL	BS-5405	
<b>LACETTI Estate (J200)</b> 								
1.6	80/109	03/05->	VEN	BS-5399		SOL	BS-5405	
1.8	89/121	08/05->	VEN	BS-5399		SOL	BS-5405	
<b>LANOS Saloon</b> 								
1.4	55/75	11/05->	VEN	BS-5034		DRUM	BS-5053	+ ABS
						DRUM	BS-5412	- ABS
1.5	63/86	11/05->	VEN	BS-5034				
1.6 16V	78/106	11/05->	VEN	BS-5035		DRUM	BS-5053	+ ABS
						DRUM	BS-5412	- ABS
<b>MALIBU (V300)</b> 								
2.0 D	118/160	04/12->	VEN	BS-5622	Ø wheel 16` in			
2.4	123/167	01/12->	VEN	BS-5622	Ø wheel 16` in			
<b>MATIZ (M200, M250)</b> 								
0.8	38/52	03/05->	SOL	BS-5310	rec. add. repairs wheel bearing	DRUM	BS-5185	

	kW/HP		Type			Type		
0.8 LPG	38/52	03/05->	SOL	BS-5310	rec. add. repairs wheel bearing			
1.0	47/64	03/05->	SOL	BS-5310	rec. add. repairs wheel bearing	DRUM	BS-5185	
1.0	49/67	03/05->	SOL	BS-5310	->04/05	DRUM	BS-5185	
1.0 LPG	49/67	03/05->	SOL	BS-5310	MD Matiz; ->02/10; rec. add. repairs wheel bearing			
			VEN	BS-5395	MD Spark; 07/10->			
<b>NIVA</b> 								
1.7 4x4	61/83	01/10->	SOL	BS-5913				
1.7 4x4	59/80	09/02->	SOL	BS-5913				
1.8 4x4	92/125	01/07->12/09	SOL	BS-5913				
<b>NUBIRA Estate</b> 								
1.6	80/109	03/05->	VEN	BS-5399		SOL	BS-5405	
1.8	90/122	03/05->	VEN	BS-5399		SOL	BS-5405	
1.8	89/121	08/05->	VEN	BS-5399		SOL	BS-5405	
2.0 D	89/121	01/07->	VEN	BS-5399		SOL	BS-5405	
<b>NUBIRA Saloon</b> 								
1.4	70/95	01/06->	VEN	BS-5399		SOL	BS-5405	
1.6	80/109	03/05->	VEN	BS-5399		SOL	BS-5405	
1.8	90/122	03/05->	VEN	BS-5399		SOL	BS-5405	
2.0 D	89/121	01/05->	VEN	BS-5399		SOL	BS-5405	
<b>ORLANDO (J309)</b> 								
1.4	103/140	06/12->	VEN	BS-5051	Ø wheel 16` in; for POC J60	SOL	BS-5755	
1.8	104/141	02/11->	VEN	BS-5051	12/12->	SOL	BS-5755	
2.0 D	96/131	02/11->	VEN	BS-5051		SOL	BS-5755	
2.0 D	120/163	02/11->	VEN	BS-5051		SOL	BS-5755	
<b>REZZO</b> 								
1.6	77/105	03/05->				DRUM	BS-5581	
1.6	79/107	08/05->				DRUM	BS-5581	
2.0	89/121	03/05->				DRUM	BS-5581	
2.0	90/122	08/05->				DRUM	BS-5581	
<b>SPARK</b> 								
0.8	37/50	05/05->	SOL	BS-5310	rec. add. repairs wheel bearing			
1.0 SX	46/63	05/05->	VEN	BS-5395				
1.0 SX	49/67	05/05->	SOL	BS-5310	rec. add. repairs wheel bearing			
<b>SPARK (M300)</b> 								
1.0	50/68	03/10->	VEN	BS-5395		DRUM	BS-5454	
						DRUM	BS-5568	
1.0 LPG	50/68	03/10->	VEN	BS-5395		DRUM	BS-5454	
						DRUM	BS-5568	
1.2	60/82	03/10->	VEN	BS-5395		DRUM	BS-5454	
						DRUM	BS-5568	

	kw/HP		Type			Type		
1.2 LPG	60/82	03/10->	VEN	BS-5395		DRUM	BS-5454	
						DRUM	BS-5568	
<b>TRACKER</b> 								
1.4	103/140	12/12->	VEN	BS-5836		SOL	BS-5052	
1.4 AWD	103/140	12/12->	VEN	BS-5836		SOL	BS-5052	
1.4 LPG	103/140	04/13->				SOL	BS-5052	
1.6	85/116	12/12->	VEN	BS-5836		SOL	BS-5052	
1.7 TD	96/131	12/12->	VEN	BS-5836		SOL	BS-5052	
1.7 TD AWD	96/131	12/12->	VEN	BS-5836		SOL	BS-5052	
<b>VECTRA</b> 								
2.2	102/139	05/98->12/05	VEN	BS-5099	->03/02	SOL	BS-5163	->03/02
<b>VOLT</b> 								
EV 150	111/151	11/11->	VEN	BS-5051		SOL	BS-5755	
<b>CHRYSLER</b>								
<b>CIRRUS</b> 								
2.5 LX	120/163	10/94->09/00				SOL	BS-5240	
<b>CROSSFIRE</b> 								
3.2	160/218	07/03->12/08	VEN	BS-5201		SOL	BS-5062	
SRT-6	246/335	09/04->12/07	VEN	BS-5201	01/07->	SOL	BS-5062	
<b>CROSSFIRE Roadster</b> 								
3.2	160/218	05/04->12/08	VEN	BS-5201		SOL	BS-5062	
SRT-6	246/335	09/04->12/06	VEN	BS-5201		SOL	BS-5062	
<b>GRAND VOYAGER V (RT)</b> 								
2.8 CRD	120/163	10/07->	VEN	BS-5234	- ABS	SOL	BS-5492	
			VEN	BS-5505	+ ABS			
3.3	125/170	01/08->	VEN	BS-5234	- ABS	SOL	BS-5492	
			VEN	BS-5505	+ ABS			
3.6	208/283	02/11->				SOL	BS-5492	
3.8	142/193	10/07->	VEN	BS-5234	- ABS	SOL	BS-5492	
			VEN	BS-5505	+ ABS			
<b>NEON (PL)</b> 								
1.8 16V	85/116	09/97->08/99	VEN	BS-5758		SOL	BS-5805	+ ABS
2.0 16V	109/148	04/96->08/99	VEN	BS-5758		SOL	BS-5805	
2.0 16V	98/133	05/94->08/99	VEN	BS-5758		SOL	BS-5805	+ ABS
2.0 16V	107/145	06/94->08/99	VEN	BS-5758		SOL	BS-5805	
<b>NEON II</b> 								
1.6	85/116	11/01->12/06	VEN	BS-5681		SOL	BS-5805	+ ABS
			VEN	BS-5758				
1.8	91/124	01/00->12/01	VEN	BS-5758		SOL	BS-5805	

	<b>kW/HP</b>		<b>Type</b>			<b>Type</b>		
2.0 16V	98/133	08/99->12/06	VEN	BS-5681		SOL	BS-5805	
			VEN	BS-5758				
2.0 16V	97/131	10/02->12/06	VEN	BS-5758		SOL	BS-5805	
2.0 16V R/T	110/150	10/01->12/06	VEN	BS-5681		SOL	BS-5805	
			VEN	BS-5758				
<b>PT CRUISER (PT_) </b>								
1.6	85/116	11/01->12/10	VEN	BS-5491		SOL	BS-5805	+ ABS
2.0	104/141	06/00->12/10	VEN	BS-5491	->09/03; 10/03->; MD PTFY48/PTFY68	SOL	BS-5805	->09/03; 10/03->; MD PTFY48/PTFY68
2.0	100/136	10/04->12/10	VEN	BS-5491		SOL	BS-5805	
2.2 CRD	89/121	03/02->12/10	VEN	BS-5491		SOL	BS-5805	+ ABS
2.2 CRD	110/150	08/05->12/10	VEN	BS-5491		SOL	BS-5805	
2.4	110/150	06/00->12/10	VEN	BS-5491		SOL	BS-5805	
2.4	105/143	08/05->12/10	VEN	BS-5491		SOL	BS-5805	
<b>PT CRUISER Convertible </b>								
2.4	105/143	03/04->03/08	VEN	BS-5491		SOL	BS-5805	
<b>SEBRING (JR) </b>								
2.0	104/141	04/01->06/07	VEN	BS-5466		SOL	BS-5805	01/02->
2.4	105/143	04/01->06/07				SOL	BS-5805	01/02->
						SOL	BS-5240	
2.4	112/152	04/01->06/07	VEN	BS-5466		SOL	BS-5805	01/02->
						SOL	BS-5240	
2.7 V6 24V	149/203	04/01->06/07	VEN	BS-5466		SOL	BS-5805	
<b>SEBRING (JS) </b>								
2.0 CRD	103/140	07/07->12/10	VEN	BS-5023		SOL	BS-5617	+ ABS
2.0 WT	115/156	07/07->12/10	VEN	BS-5023		SOL	BS-5617	+ ABS
2.4 WT	125/170	07/07->12/10	VEN	BS-5023		SOL	BS-5617	+ ABS
<b>SEBRING Convertible (JR) </b>								
2.0	104/141	04/01->06/07	VEN	BS-5466		SOL	BS-5240	
2.4	112/152	04/01->06/07	VEN	BS-5466				
2.7 V6 24V	149/203	04/01->06/07	VEN	BS-5466		SOL	BS-5805	
<b>SEBRING Convertible (JS) </b>								
2.0 CRD	103/140	07/07->12/10	VEN	BS-5023		SOL	BS-5435	
2.4 WT	125/170	07/07->12/10	VEN	BS-5023		SOL	BS-5435	
2.7	137/186	07/07->12/10	VEN	BS-5023		SOL	BS-5435	
<b>SEBRING Coupe (FJ) </b>								
2.5 LE	120/163	05/95->12/96				SOL	BS-5224	
<b>STRATUS (JA) </b>								
2.0 16V	98/133	12/95->04/01	VEN	BS-5466				
2.0 LE	96/131	12/95->04/01	VEN	BS-5466	01/99->			
2.5 LX V6	120/163	12/95->04/01	VEN	BS-5466	01/99->	SOL	BS-5240	
2.5 V6	125/170	12/95->04/01	VEN	BS-5466	01/99->			





kW/HP



Type



Type



## STRATUS Convertible [JX]







2.0 LE	96/131	06/96->04/01	VEN	BS-5466	01/99->		
2.5 LX	120/163	04/96->04/01	VEN	BS-5466	01/99->	SOL	BS-5240

## VOYAGER III [GS]

			VEN	BS-5220	∅ wheel 14` in	SOL	BS-5654
2.0 i	98/133	01/95->03/01				DRUM	BS-5484 10/95->; ∅ wheel 15` in
			VEN	BS-5503		DRUM	BS-5535
2.4 AWD	111/151	02/97->03/01	VEN	BS-5220	∅ wheel 14` in	DRUM	BS-5484 ∅ wheel 15` in
			VEN	BS-5503	->09/00; ∅ wheel 15` in	DRUM	BS-5535
2.4 i	111/151	01/95->03/01	VEN	BS-5220	∅ wheel 14` in	SOL	BS-5654
			VEN	BS-5503	∅ wheel 15` in; MD Grand Voyager; 10/96->; MD Voyager	DRUM	BS-5484
						DRUM	BS-5535
2.5 TD	85/116	01/95->03/01	VEN	BS-5220	∅ wheel 14` in; 10/96->	SOL	BS-5654
						DRUM	BS-5484
			VEN	BS-5503	10/96->; ∅ wheel 15` in	DRUM	BS-5535
2.5 TDiC AWD	85/116	10/95->03/01	VEN	BS-5503	->09/00	DRUM	BS-5484
						DRUM	BS-5535
3.0	112/152	01/95->03/01	VEN	BS-5220	10/96->; ∅ wheel 14` in	DRUM	BS-5484 10/95->; ->09/00; - ABS; ∅ wheel 15` in
			VEN	BS-5503	10/96->; ∅ wheel 15` in	DRUM	BS-5535
3.3 i	116/158	01/95->03/01	VEN	BS-5503		SOL	BS-5654
						DRUM	BS-5484 ∅ wheel 15` in; + ABS
						DRUM	BS-5535
3.8 i AWD	122/166	01/95->03/01	VEN	BS-5503		SOL	BS-5654 10/96->; ∅ wheel 16` in; + ABS
						DRUM	BS-5484 10/95->; ∅ wheel 15` in; + ABS
						DRUM	BS-5535
3.8 i AWD	131/178	01/95->03/01	VEN	BS-5503		SOL	BS-5654 10/96->; ∅ wheel 16` in; + ABS
						DRUM	BS-5484 10/96->; ∅ wheel 15` in; + ABS
						DRUM	BS-5535

## VOYAGER IV [RG, RS]

2.4	108/147	02/00->12/08	VEN	BS-5221		SOL	BS-5654 04/01->; ∅ wheel 16` in
						DRUM	BS-5484 04/01->; ∅ wheel 15` in
2.5 CRD	105/141	02/00->12/08	VEN	BS-5221		SOL	BS-5654 04/01->
						DRUM	BS-5484 04/01->; ->09/02; ∅ wheel 15` in
2.5 CRD	88/120	08/05->12/08				SOL	BS-5654 ->05/07
2.8 CRD	110/150	06/04->12/08	VEN	BS-5221		SOL	BS-5654
3.3	128/174	02/00->12/08	VEN	BS-5221		SOL	BS-5654 04/01->; + ABS
						DRUM	BS-5484 04/01->; ∅ wheel 15` in
3.3 AWD	128/174	02/00->12/08	VEN	BS-5221		SOL	BS-5654 04/01->; + ABS
3.3 Flex-Fuel	128/174	02/00->12/08	VEN	BS-5221	- ABS	SOL	BS-5654

	kW/HP		Type			Type		
3.8	160/218	02/00->12/08	VEN	BS-5221	- ABS	SOL	BS-5654	
						DRUM	BS-5484	
3.8 AWD	160/218	02/00->12/08	VEN	BS-5221	- ABS	SOL	BS-5654	
						DRUM	BS-5484	->03/01; Ø wheel 15" in; + ABS

## CITROËN

### AX (ZA-\_)








1.4 GTi	69/94	06/91->12/96	VEN	BS-5115		DRUM	BS-5091	
1.4 GTi	74/100	06/91->12/92	VEN	BS-5115		DRUM	BS-5091	
14	55/75	04/87->04/97				DRUM	BS-5091	06/95->
14	49/67	06/88->12/89	VEN	BS-5115				








### BERLINGO (B9)










1.6	66/90	04/08->	VEN	BS-5024		SOL	BS-5237	
						SOL	BS-5237	
1.6	80/109	04/08->	VEN	BS-5024		DRUM	BS-5098	- ABS
1.6 BlueHDi 100	73/99	12/14->	VEN	BS-5024		SOL	BS-5237	
1.6 BlueHDi 120	88/120	12/14->	VEN	BS-5024		SOL	BS-5237	
1.6 BlueHDi 75	55/75	04/15->	VEN	BS-5024		SOL	BS-5237	
						SOL	BS-5237	
1.6 HDi 110	80/109	04/08->	VEN	BS-5024		DRUM	BS-5098	- ABS
1.6 HDi 110	82/112	07/10->	VEN	BS-5024		SOL	BS-5237	
1.6 HDi 115	84/114	07/10->	VEN	BS-5024		SOL	BS-5237	
						SOL	BS-5237	
1.6 HDi 75	55/75	04/08->	VEN	BS-5024		DRUM	BS-5098	
						SOL	BS-5237	
1.6 HDi 90	66/90	04/08->	VEN	BS-5024		DRUM	BS-5098	- ABS
1.6 HDi 90	68/92	07/10->	VEN	BS-5024		SOL	BS-5237	
1.6 VTi 120	88/120	11/09->	VEN	BS-5024		SOL	BS-5237	
1.6 VTi 95	72/98	07/10->	VEN	BS-5024		SOL	BS-5237	














### BERLINGO (MF)









			VEN	BS-5028	12/01->			
1.1 i (MFHDZ, MFHFX)	44/60	07/96->	VEN	BS-5113	->11/01	DRUM	BS-5098	06/00->; ->10/02
				SOL	BS-5249			
1.4 bivalent	48/65	11/02->	VEN	BS-5024		SOL	BS-5250	
				VEN	BS-5028	DRUM	BS-5098	
				VEN	BS-5028			
1.4 i (MFKFX, MFKFW)	55/75	07/96->	VEN	BS-5113		DRUM	BS-5098	
				SOL	BS-5249			











	kW/HP		Type			Type			
1.4 i bivalent (MFKFW)	55/75	04/03->	VEN	BS-5028					
			VEN	BS-5113		DRUM	BS-5098		
			SOL	BS-5249					
1.6 16V (MNFU)	80/109	10/00->	VEN	BS-5024	01/03->		SOL	BS-5250	
			VEN	BS-5028	12/01->; ->12/02				
			VEN	BS-5113	->11/01		DRUM	BS-5098	->10/02
			SOL	BS-5249					
1.6 HDI 110	80/109	08/05->	VEN	BS-5024			SOL	BS-5237	
						DRUM	BS-5098	- ABS	
1.6 HDI 75 (MF9HW)	55/75	07/05->	VEN	BS-5028			DRUM	BS-5098 ->05/08	
1.6 HDI 90 (MF9HX)	66/90	07/05->	VEN	BS-5024	+ ESP		SOL	BS-5250 + ABS	
			VEN	BS-5028	- ESP		DRUM	BS-5098 - ABS	
1.8 D (MFA9A)	43/58	07/98->	VEN	BS-5113			DRUM	BS-5098 ->10/02	
			SOL	BS-5249					
1.8 i (MFLFX)	66/90	05/97->	VEN	BS-5028	12/01->				
			VEN	BS-5113	->11/01		DRUM	BS-5098 ->10/02	
			SOL	BS-5249	->10/02				
1.8 i 4WD (MFLFX)	66/90	04/97->	VEN	BS-5113	->10/02		DRUM	BS-5098 ->10/02	
			SOL	BS-5249					
1.9 D (MFDJY)	50/68	07/96->	VEN	BS-5028					
			VEN	BS-5113			DRUM	BS-5098 ->10/01	
			SOL	BS-5249					
1.9 D (MFWJZ)	51/70	07/98->10/05	VEN	BS-5028	12/01->				
			VEN	BS-5113	->11/01		DRUM	BS-5098 ->10/02	
			SOL	BS-5249					
1.9 D 4WD (MFWJZ)	51/69	07/98->	VEN	BS-5028	11/01->; ->10/02				
			VEN	BS-5113	->10/02		DRUM	BS-5098 ->10/02	
			SOL	BS-5249					
2.0 HDI 90 (MFRHY)	66/90	12/99->	VEN	BS-5024	01/03->				
			VEN	BS-5028	12/01->; ->12/02				
			VEN	BS-5113	->11/01		DRUM	BS-5098	
			SOL	BS-5249					
Electric	28/38	01/98->	VEN	BS-5028			DRUM	BS-5098	
electrique	16/22	01/00->	VEN	BS-5028	12/01->				
			VEN	BS-5113	->11/01		DRUM	BS-5098 05/00->	
			SOL	BS-5249					
BERLINGO Box (B9) 									
1.6	66/90	04/08->	VEN	BS-5024			SOL	BS-5237	

	kw/HP		Type			Type		
1.6	80/109	04/08->	VEN	BS-5024		SOL	BS-5237	
						DRUM	BS-5098	- ABS
1.6 BlueHDi 100	73/99	12/14->	VEN	BS-5024		SOL	BS-5237	
1.6 BlueHDi 120	88/120	12/14->	VEN	BS-5024		SOL	BS-5237	
1.6 BlueHDi 75	55/75	04/15->	VEN	BS-5024		SOL	BS-5237	
1.6 HDi 110	80/109	04/08->	VEN	BS-5024		SOL	BS-5237	
						DRUM	BS-5098	
1.6 HDi 110	82/112	07/10->	VEN	BS-5024		SOL	BS-5237	
1.6 HDi 115	84/114	07/10->	VEN	BS-5024		SOL	BS-5237	
1.6 HDi 75	55/75	04/08->	VEN	BS-5024		SOL	BS-5237	
						DRUM	BS-5098	
1.6 HDi 90	68/92	07/10->	VEN	BS-5024		SOL	BS-5237	
1.6 HDi 90	66/90	07/10->	VEN	BS-5024		SOL	BS-5237	
1.6 HDi 90 16V	66/90	04/08->	VEN	BS-5024		SOL	BS-5237	
						DRUM	BS-5098	- ABS
1.6 VTi 120	88/120	11/09->	VEN	BS-5024		SOL	BS-5237	
1.6 VTi 95	72/98	07/10->	VEN	BS-5024		SOL	BS-5237	
Electric	35/48	01/13->	VEN	BS-5024		SOL	BS-5237	
Electric	49/67	03/14->	VEN	BS-5024		SOL	BS-5237	
<b>BERLINGO Box (M_) </b>								
			VEN	BS-5028	11/01-> ->10/02; max load 800 kg			
1.1 i (MAHDZ, MBHDZ, MBHFX)	44/60	07/96->	VEN	BS-5113	->11/01	DRUM	BS-5098	->10/02; max load 800 kg
						SOL	BS-5249	->10/02; max load 475 kg
1.4 bivalent	48/65	11/02->	VEN	BS-5024		SOL	BS-5250	
			VEN	BS-5028		DRUM	BS-5098	
1.4 i (MBKFX, MBKFW)	55/75	07/96->	VEN	BS-5028	12/01->			
			VEN	BS-5113	->11/01	DRUM	BS-5098	->10/02; max load 800 kg
						SOL	BS-5249	
1.4 i bivalent (MBKFW)	55/75	04/03->	VEN	BS-5028				
			VEN	BS-5113		DRUM	BS-5098	
						SOL	BS-5249	
1.6 16V (MBNFU)	80/109	10/00->	VEN	BS-5024	01/03->			
			VEN	BS-5028	12/01-> ->12/02	DRUM	BS-5098	11/02->
			VEN	BS-5113	->11/01			
						SOL	BS-5249	
1.6 HDi 75 (MB9HW)	55/75	07/05->	VEN	BS-5028		SOL	BS-5250	
						DRUM	BS-5098	05/06->









	kw/HP		Type			Type		
1.6 HDI 90 (MB9HX, MC9HX)	66/90	07/05->	VEN	BS-5024	+ ESP	SOL	BS-5250	+ ABS
			VEN	BS-5028	- ESP	DRUM	BS-5098	
1.8 D (MBA9A, MCA9A)	43/59	07/96->	VEN	BS-5113		DRUM	BS-5098	->10/99
			SOL	BS-5249				
1.8 i	66/90	08/99->10/02	VEN	BS-5028	12/01->			
			VEN	BS-5113	->11/01	DRUM	BS-5098	
			SOL	BS-5249				
1.9 D (MBDJY)	51/70	07/96->	VEN	BS-5028	max load 800 kg			
			VEN	BS-5113	max load 800 kg	DRUM	BS-5098	->10/01; max load 800 kg
			SOL	BS-5249	max load 600 kg			
1.9 D 70 (MBWJZ, MCWJZ)	51/69	04/99->	VEN	BS-5028	12/01->			
			VEN	BS-5113	->11/01	DRUM	BS-5098	- ABS
			SOL	BS-5249				
1.9 D 70 4WD (MBWJZ, MCWJZ)	51/69	07/98->	VEN	BS-5024	01/03->			
			VEN	BS-5028	12/01->; ->12/02	DRUM	BS-5098	->10/02; max load 800 kg
			VEN	BS-5113	->11/01			
			SOL	BS-5249				
2.0 HDI 90 (MBRHY, MCRHY)	66/90	12/99->	VEN	BS-5024	+ ESP; 11/02->	SOL	BS-5250	+ ABS; 11/02->
			VEN	BS-5028	->10/02; 11/02->; - ESP			
			VEN	BS-5113	->10/02	DRUM	BS-5098	->10/02
			SOL	BS-5249	->10/02			
2.0 HDI 90 4WD (MBRHY, MCRHY)	66/90	11/00->	VEN	BS-5024	01/03->			
			VEN	BS-5028	12/01->; ->12/02	DRUM	BS-5098	11/02->; ->10/05
			VEN	BS-5113	->11/01			
			SOL	BS-5249				
<b>BERLINGO Platform/Chassis (B9)</b> 								
1.6 BlueHDI 100	73/99	12/14->	VEN	BS-5024		SOL	BS-5237	
1.6 HDi 90	66/90	04/08->	VEN	BS-5024		SOL	BS-5237	
<b>BX (XB-_) </b>								
14	55/75	01/89->02/93	VEN	BS-5113				
16	76/103	03/86->02/93	VEN	BS-5113				
19 GTi	88/120	06/88->02/93	VEN	BS-5113				
19 GTi	90/122	07/86->02/93	VEN	BS-5113				
19 GTi 16V	108/147	03/88->02/93	VEN	BS-5113				
19 GTi 16V	116/158	09/87->12/88	VEN	BS-5113				
19 GTi 4x4	88/120	06/88->02/93	VEN	BS-5113				
<b>BX Break (XB-_) </b>								
16	76/103	03/86->12/94	VEN	BS-5113				
16	65/88	05/89->12/94	VEN	BS-5113				









	<b>kW/HP</b>		<b>Type</b>			<b>Type</b>			
19	88/120	06/88->12/94	VEN	BS-5113					
<b>C1 (PM_, PN_) </b>									
1.0	50/68	06/05->	VEN	BS-5415					
1.4 HDi	40/54	06/05->	VEN	BS-5415					
<b>C1 II </b>									
1.0 VTi 68	51/69	04/14->	VEN	BS-5415					
1.2 VTi 82	60/82	04/14->	VEN	BS-5415					
<b>C15 (VD_) </b>									
1.9 D	44/60	12/00->12/05				DRUM	BS-5098	->07/05	
<b>C2 (JM_) </b>									
1.1	44/60	09/03->	SOL	BS-5249	->12/09	SOL	BS-5250		
						DRUM	BS-5528		
1.4	54/73	09/03->	VEN	BS-5028	->ch.11402	SOL	BS-5250	+ ABS	
			SOL	BS-5249	ch.11788->	DRUM	BS-5528		
1.4 16V	65/90	06/06->	VEN	BS-5028		SOL	BS-5250		
						DRUM	BS-5528		
1.4 HDi	50/68	09/03->	VEN	BS-5028		SOL	BS-5250	+ ABS	
			SOL	BS-5249		DRUM	BS-5528	- ABS	
1.6	80/109	09/03->	VEN	BS-5028		SOL	BS-5250		
1.6 HDi	80/109	09/05->	VEN	BS-5028		SOL	BS-5250		
1.6 VTS	90/122	01/05->	VEN	BS-5028		SOL	BS-5250		
<b>C25 Box (280_, 290_) </b>									
1.8	50/68	11/81->01/94				DRUM	BS-5097		
1.9 D 1400	51/69	01/88->01/94				DRUM	BS-5097		
2.0	62/84	02/91->03/94				DRUM	BS-5097		
2.0 E	58/79	09/81->03/94				DRUM	BS-5097		
2.5 D 4x4	55/75	11/83->12/86				DRUM	BS-5097		
<b>C25 Bus (280_, 290_) </b>									
1.8 E	51/69	07/87->02/94				DRUM	BS-5097		
1.9 D	51/69	07/87->02/94				DRUM	BS-5097	01/88->	
1.9 TD	60/82	04/92->02/94				DRUM	BS-5097		
2.0	62/84	02/91->02/94				DRUM	BS-5097		
2.0 E	58/79	09/81->02/94				DRUM	BS-5097		
2.5 D	54/73	10/85->02/94				DRUM	BS-5097		
2.5 D 4x4	54/73	01/87->02/94				DRUM	BS-5097		
2.5 D Turbo	70/95	08/87->02/94				DRUM	BS-5097		
2.5 D Turbo 4x4	70/95	08/87->02/94				DRUM	BS-5097		
<b>C25 Platform/Chassis (280_, 290_) </b>									
2.0	62/84	01/87->03/94				DRUM	BS-5097		









	kw/HP		Type			Type		
<b>C3 I (FC_)</b> 								
1.1 i	44/60	02/02->	SOL	BS-5249		DRUM	BS-5528	
						SOL	BS-5250	
1.4 16V	65/88	12/03->	VEN	BS-5028		DRUM	BS-5528	
						SOL	BS-5250	+ ABS
1.4 16V HDi	66/90	02/02->	VEN	BS-5028		DRUM	BS-5528	- ABS
1.4 HDi	50/68	02/02->	SOL	BS-5249	->12/09	DRUM	BS-5528	
1.4 HDi	55/75	05/05->	SOL	BS-5249		DRUM	BS-5528	
1.4 HDi	52/70	07/03->	SOL	BS-5249	->12/09	DRUM	BS-5528	
1.4 i	54/73	02/02->	SOL	BS-5249	->12/09	DRUM	BS-5528	
1.4 i Bivalent	54/73	02/02->	SOL	BS-5249		DRUM	BS-5528	
1.6 16V	80/109	02/02->	VEN	BS-5024	for steel rims; AT; for light alloy rims	SOL	BS-5250	
			VEN	BS-5028	MT	DRUM	BS-5528	
1.6 16V HDi	80/109	09/05->	VEN	BS-5024		SOL	BS-5250	
						SOL	BS-5250	+ ABS
1.6 16V HDi	66/90	10/05->	VEN	BS-5028		DRUM	BS-5528	- ABS
<b>C3 II</b> 								
1.0 VTi 68	50/68	08/12->	VEN	BS-5024				
			VEN	BS-5028				
1.1	44/60	11/09->	VEN	BS-5024				
			VEN	BS-5028				
1.2 THP 110	81/110	10/14->	VEN	BS-5024				
			VEN	BS-5028				
1.2 VTi 82	60/82	06/12->	VEN	BS-5024				
			VEN	BS-5028				
1.4	54/73	11/09->	VEN	BS-5024				
			VEN	BS-5028				
1.4 HDi 70	50/68	11/09->	VEN	BS-5024				
			VEN	BS-5028				
1.4 LPG	70/95	06/13->	VEN	BS-5028				
1.4 VTi	72/98	11/09->	VEN	BS-5024				
			VEN	BS-5028				
1.4 VTi 95	70/95	11/09->	VEN	BS-5024				
			VEN	BS-5028				
1.6 BlueHDi 100	73/99	07/14->	VEN	BS-5024				
			VEN	BS-5028				
1.6 BlueHDi 75	55/75	04/15->	VEN	BS-5024				
			VEN	BS-5028				











	kW/HP		Type			Type		
1.6 HDi	68/92	11/09->	VEN	BS-5024				
			VEN	BS-5028				
1.6 HDi 110	82/112	11/09->	VEN	BS-5024				
			VEN	BS-5028				
1.6 HDi 115	84/114	09/12->	VEN	BS-5024				
			VEN	BS-5028				
1.6 VTi 120	88/120	11/09->	VEN	BS-5024				
			VEN	BS-5028				
<b>C3 Picasso</b> 								
1.2 THP 110	81/110	01/15->	VEN	BS-5024				
			VEN	BS-5028				
1.4 VTi 95	70/95	02/09->	VEN	BS-5028				
1.4 VTi 95 LPG	70/95	01/12->	VEN	BS-5028				
1.6 BlueHDi 100	73/99	01/15->	VEN	BS-5024				
			VEN	BS-5028				
1.6 HDi	80/109	02/09->	VEN	BS-5024				
1.6 HDi	66/90	02/09->	VEN	BS-5028				
1.6 HDi 110	82/112	05/10->	VEN	BS-5024	09/10->; MD SH9HR8; engine DV6C			
			VEN	BS-5028	09/10->; MD SH9HR8; engine DV6C			
1.6 HDi 115	84/114	01/13->	VEN	BS-5024				
			VEN	BS-5028				
1.6 HDi 90	68/92	07/10->	VEN	BS-5028				
1.6 VTi 120	88/120	02/09->	VEN	BS-5024				
<b>C3 Pluriel (HB_)</b> 								
1.4	54/73	05/03->	VEN	BS-5028	+ ABS	DRUM	BS-5528	+ ABS
1.4 HDi	50/68	04/04->	VEN	BS-5028		SOL	BS-5250	
						DRUM	BS-5528	
1.6	80/109	05/03->	VEN	BS-5028		SOL	BS-5250	
<b>C4 AIRCROSS</b> 								
1.6	86/117	04/12->	VEN	BS-5023		SOL	BS-5835	
1.6 HDi 115	84/114	04/12->	VEN	BS-5023		SOL	BS-5835	
1.6 HDi 115 AWC	84/114	05/12->	VEN	BS-5023		SOL	BS-5835	
1.8 HDi 150	110/150	04/12->	VEN	BS-5023		SOL	BS-5835	
1.8 HDi 150 AWC	110/150	04/12->	VEN	BS-5023		SOL	BS-5835	
<b>C4 CACTUS</b> 								
1.2 THP 110	81/110	09/14->	VEN	BS-5028				
			SOL	BS-5249				
1.2 VTi 75	55/75	09/14->	VEN	BS-5028				
			SOL	BS-5249				












	kw/HP		Type			Type		
1.2 VTi 82	60/82	09/14->	VEN	BS-5028				
			SOL	BS-5249				
1.6 BlueHDi 100	73/99	09/14->	VEN	BS-5028				
			SOL	BS-5249				
1.6 HDi 90	68/92	09/14->	VEN	BS-5028				
			SOL	BS-5249				
<b>C4 Coupe [LA_] </b>								
1.4 16V	65/88	11/04->07/11	VEN	BS-5024	->09/05; ->ch.10550; for light alloy rims	SOL	BS-5025	ch.11469->
						SOL	BS-5216	
1.6 16V	80/109	11/04->07/11	VEN	BS-5028		SOL	BS-5250	07/08->; ch.11585->
			VEN	BS-5024	->10/05; -> orga.#10552; MT; + ESP	SOL	BS-5216	->08/06; -> orga.#10884; made in FR; made in CH
1.6 16V	80/109	11/04->07/11	VEN	BS-5028	- ESP; MT; for steel rims; 11/05->; + ESP; orga.#10553->; for light alloy rims	SOL	BS-5250	01/07->; made in AR
			VEN	BS-5024	for steel rims; ->09/05; ->ch.10550; for light alloy rims	SOL	BS-5025	ch.11469->
1.6 HDi	66/90	11/04->07/11	VEN	BS-5028	for steel rims; 10/05->; ch.10551->	SOL	BS-5216	for steel rims; ->08/06; ->ch.10884
						SOL	BS-5250	01/08->; ->03/08; ch.11352->; ->ch.11495
1.6 HDi	80/109	11/04->07/11	VEN	BS-5024		SOL	BS-5216	made in FR; made in CH; ->08/06; -> orga.#10884
						SOL	BS-5250	made in AR
1.6 THP 150	110/150	07/08->07/11	VEN	BS-5024		SOL	BS-5216	made in CH
						SOL	BS-5250	made in AR
1.6 VTi 120	88/120	07/08->07/11	VEN	BS-5024	AT	SOL	BS-5216	made in CH
			VEN	BS-5028	MT	SOL	BS-5250	made in AR
2.0 16V	100/136	11/04->07/07	VEN	BS-5024		SOL	BS-5216	->08/06
						SOL	BS-5250	made in AR
2.0 16V	130/177	11/04->12/10	VEN	BS-5024		SOL	BS-5216	->08/06
			VEN	BS-5636	05/08->; orga.#11501->	SOL	BS-5250	made in AR
2.0 HDi	103/140	07/08->07/11	VEN	BS-5812	->04/08; -> orga.#11500	SOL	BS-5216	made in CH
						SOL	BS-5250	made in AR
2.0 HDi	100/136	11/04->12/10	VEN	BS-5024		SOL	BS-5216	->08/06
			VEN	BS-5636	06/08->; -> orga.#11501	SOL	BS-5250	made in AR
2.0 HDi	103/140	07/08->07/11	VEN	BS-5812	->05/08; -> orga.#11500	SOL	BS-5216	->08/06
						SOL	BS-5250	made in AR
<b>C4 Grand Picasso I [UA_] </b>								
1.6 16V	103/140	07/08->	VEN	BS-5812	ch.11557->	SOL	BS-5237	
1.6 16V	110/150	10/08->	VEN	BS-5812		SOL	BS-5237	
1.6 HDi	80/109	10/06->	VEN	BS-5024	->06/11	SOL	BS-5237	->06/11
1.6 HDi 110	82/112	09/10->	VEN	BS-5024		SOL	BS-5237	
1.6 THP 155	115/156	09/10->	VEN	BS-5812		SOL	BS-5237	
1.6 VTi 120	88/120	07/08->	VEN	BS-5024		SOL	BS-5237	

	kW/HP		Type			Type			
1.8 i 16V	92/125	10/06->	VEN	BS-5024		SOL	BS-5237		
2.0 HDi 138	100/136	10/06->	VEN	BS-5812		SOL	BS-5237		
2.0 HDi 150	110/150	07/09->	VEN	BS-5812		SOL	BS-5237		
2.0 HDi 165	120/163	09/10->	VEN	BS-5812		SOL	BS-5237		
2.0 i 16V	103/140	10/06->	VEN	BS-5812		SOL	BS-5237		
<b>C4 I [LC_] </b>									
1.4 16V	65/88	11/04->07/11	VEN	BS-5024	->09/05; + ESP; ->ch.10550	SOL	BS-5216	->08/06; made in FR; ->ch.10884; made in CH	
			VEN	BS-5028	- ESP; 10/05->; + ESP; orga.#10551->	SOL	BS-5250	made in AR	
1.6 16V	80/109	11/04->07/11	VEN	BS-5024	MT	SOL	BS-5216	->08/06; -> orga.#10884; made in FR; made in CH	
			VEN	BS-5028		SOL	BS-5250	01/07->; made in AR	
1.6 16V Bio-Flex	80/109	09/07->07/08	VEN	BS-5024		SOL	BS-5216	made in CH	
						SOL	BS-5250	made in AR	
1.6 HDi	66/90	11/04->07/11	VEN	BS-5024	->10/05; + ESP; engine DV6TED4; -> orga.#10550; engine DV6TED4B	SOL	BS-5216	->08/06; made in FR; -> orga.#10884; made in CH	
			VEN	BS-5028	- ESP; engine DV6ATED4; 11/05->; + ESP; engine DV6TED4; orga.#10551->	SOL	BS-5250	made in AR	
1.6 HDi	80/109	11/04->07/11	VEN	BS-5024		SOL	BS-5216	->08/06; made in FR; -> orga.#10884; made in CH	
						SOL	BS-5250	made in AR	
1.6 THP 140	103/140	07/08->07/11	VEN	BS-5024		SOL	BS-5216	made in CH	
						SOL	BS-5250	made in AR	
1.6 THP 150	110/150	07/08->07/11	VEN	BS-5024		SOL	BS-5216	made in CH	
						SOL	BS-5250	made in AR	
1.6 VTi 120	88/120	07/08->07/11	VEN	BS-5024	AT	SOL	BS-5216	made in CH	
			VEN	BS-5028	MT	SOL	BS-5250	made in AR	
2.0 16V	100/136	11/04->07/07	VEN	BS-5024		SOL	BS-5216	->08/06	
						SOL	BS-5250	made in AR	
2.0 16V	103/140	11/04->07/11	VEN	BS-5024		SOL	BS-5216		
						SOL	BS-5250	07/08->; ch.11585->	
2.0 16V	130/177	11/04->07/08	VEN	BS-5636	05/08->	SOL	BS-5216	->08/06	
			VEN	BS-5812		SOL	BS-5250	made in CH	
2.0 HDi	81/110	04/07->07/08	VEN	BS-5024		SOL	BS-5216	made in CH	
						SOL	BS-5250	made in AR	
2.0 HDi	103/140	07/08->07/11	VEN	BS-5636		SOL	BS-5216	made in CH	
						SOL	BS-5250	made in AR	
2.0 HDi	100/136	11/04->07/11	VEN	BS-5636	06/08->; orga.#11501->	SOL	BS-5216	->08/06; -> orga.#10884; made in FR	
			VEN	BS-5812	->05/08; -> orga.#11500	SOL	BS-5250	01/07->; made in AR	
<b>C4 II (B7) </b>									
1.2 THP 110	81/110	02/15->	VEN	BS-5028		SOL	BS-5025	- elec. handbrake	
						SOL	BS-5237	+ elec. handbrake	
1.2 THP 130	96/130	04/14->	VEN	BS-5024		SOL	BS-5237		

	kw/HP		Type			Type		
1.4 VTi 95	70/95	11/09->	VEN	BS-5028		SOL	BS-5025	- elec. handbrake
						SOL	BS-5237	+ elec. handbrake
1.6 BlueHDi 100	73/99	07/14->	VEN	BS-5028		SOL	BS-5025	- elec. handbrake
						SOL	BS-5237	+ elec. handbrake
1.6 BlueHDi 115	85/115	08/14->	VEN	BS-5024		SOL	BS-5025	- elec. handbrake; engine DV6C
						SOL	BS-5237	+ elec. handbrake; engine DV6C; engine DV6FC
1.6 BlueHDi 120	88/120	02/15->	VEN	BS-5024		SOL	BS-5025	- elec. handbrake
						SOL	BS-5237	+ elec. handbrake
1.6 HDi 110	82/112	11/09->	VEN	BS-5024		SOL	BS-5025	
1.6 HDi 115	84/114	07/12->	VEN	BS-5024		SOL	BS-5025	- elec. handbrake
						SOL	BS-5237	+ elec. handbrake
1.6 HDi 90	68/92	11/09->	VEN	BS-5024	+ elec. handbrake	SOL	BS-5025	- elec. handbrake
			VEN	BS-5028	- elec. handbrake	SOL	BS-5237	+ elec. handbrake
1.6 THP 155	115/156	11/09->	VEN	BS-5636		SOL	BS-5025	
1.6 VTi 120	88/120	11/09->	VEN	BS-5024		SOL	BS-5025	
1.6 VTi 120 LPG	88/120	09/11->	VEN	BS-5024		SOL	BS-5025	- elec. handbrake
						SOL	BS-5237	+ elec. handbrake
2.0 BlueHDi 150	110/150	11/09->	VEN	BS-5636		SOL	BS-5025	
<b>C4 Picasso I (UD_) </b>								
1.6 16V	110/150	07/08->08/13	VEN	BS-5812		SOL	BS-5237	
1.6 HDi	80/109	02/07->08/13	VEN	BS-5024		SOL	BS-5237	
1.6 HDi 110	82/112	09/10->08/13	VEN	BS-5024		SOL	BS-5237	
1.6 THP 140	103/140	07/08->08/13	VEN	BS-5812		SOL	BS-5237	
1.6 THP 155	115/156	09/10->08/13	VEN	BS-5812		SOL	BS-5237	
1.6 VTi 120	88/120	07/08->08/13	VEN	BS-5024		SOL	BS-5237	
1.8 i 16V	92/125	02/07->12/11	VEN	BS-5024		SOL	BS-5237	
2.0 HDi 138	100/136	02/07->08/13	VEN	BS-5812		SOL	BS-5237	
2.0 HDi 150	110/150	07/09->08/13	VEN	BS-5812		SOL	BS-5237	
2.0 HDi 165	120/163	09/10->08/13	VEN	BS-5812		SOL	BS-5237	
2.0 i 16V	103/140	02/07->08/13	VEN	BS-5812		SOL	BS-5237	
<b>C5 I (DC_) </b>								
1.8 16V (DC6FZB, DC6FZE)	85/115	03/01->08/04	VEN	BS-5028		SOL	BS-5370	
2.0 16V (DCRFNC, DCRFNF)	100/136	03/01->08/04	VEN	BS-5024		SOL	BS-5370	
2.0 16V HPI (DCRLZB)	103/140	03/01->08/04	VEN	BS-5024		SOL	BS-5370	
2.0 HDi	79/107	03/01->08/04	VEN	BS-5024		SOL	BS-5370	
2.0 HDi (DCRHYB)	66/90	03/01->08/04	VEN	BS-5024		SOL	BS-5370	
2.0 HDi (DCRHZB, DCRHZE)	80/109	03/01->08/04	VEN	BS-5024		SOL	BS-5370	
2.2 HDi (DC4HXB, DC4HXE)	98/133	03/01->08/04				SOL	BS-5370	

	<b>kW/HP</b>		<b>Type</b>			<b>Type</b>		
3.0 V6 (DCXFXC, DCXFXF)	152/207	03/01->08/04				SOL	BS-5370	
<b>C5 I Break (DE_) </b>								
1.8 16V (DE6FZB, DE6FZE)	85/115	06/01->08/04	VEN	BS-5024		SOL	BS-5370	
2.0 16V (DERFNF, DERFNC, RERFNC)	100/136	06/01->08/04	VEN	BS-5024		SOL	BS-5370	
2.0 16V HPi (DERLZB)	103/140	06/01->08/04	VEN	BS-5024		SOL	BS-5370	
2.0 HDi	80/109	06/01->08/04	VEN	BS-5024		SOL	BS-5370	
2.0 HDi (DERHSB, DERHSE)	79/107	06/01->08/04	VEN	BS-5024		SOL	BS-5370	
2.0 HDi (DERHYB)	66/90	06/01->08/04	VEN	BS-5024		SOL	BS-5370	
2.2 HDi (DE4HXB, DE4HXE)	98/133	06/01->08/04				SOL	BS-5370	
3.0 Carlsson	173/235	09/03->08/04				SOL	BS-5370	
3.0 V6 (DEXFXC, DEXFXF)	152/207	06/01->08/04				SOL	BS-5370	
<b>C5 II (RC_) </b>								
1.6 HDi (RC8HZB)	80/109	09/04->	VEN	BS-5024		SOL	BS-5370	
1.8 16V	92/125	09/05->	VEN	BS-5028		SOL	BS-5370	
1.8 16V (RC6FZB)	85/116	09/04->	VEN	BS-5028		SOL	BS-5370	
2.0 16V (RCRFJB, RCRFJC)	103/140	09/04->	VEN	BS-5024		SOL	BS-5370	
2.0 HDi (RCRHRH)	100/136	09/04->				SOL	BS-5370	
2.2 HDi	125/170	04/06->				SOL	BS-5370	
2.2 HDi	120/163	05/06->				SOL	BS-5370	
2.2 HDi (RC4HXE)	98/133	09/04->				SOL	BS-5370	
3.0 V6 (RCXFUF)	152/207	09/04->				SOL	BS-5370	
<b>C5 II Break (RE_) </b>								
1.6 HDi (RE8HZB)	80/109	09/04->	VEN	BS-5024		SOL	BS-5370	
1.8 16V	92/125	09/05->	VEN	BS-5024		SOL	BS-5370	
1.8 16V (RE6FZB)	85/116	09/04->	VEN	BS-5024		SOL	BS-5370	
2.0 16V (RERFJB, RERFJC)	103/140	09/04->	VEN	BS-5024		SOL	BS-5370	
2.0 HDi (RERHRH)	100/136	09/04->				SOL	BS-5370	
2.2 HDi	125/170	04/06->				SOL	BS-5370	
2.2 HDi	120/163	05/06->				SOL	BS-5370	
2.2 HDi (RE4HXE)	98/133	09/04->				SOL	BS-5370	
3.0 V6 (REXFUF)	152/207	09/04->				SOL	BS-5370	
<b>C5 III (RD_) </b>								
1.6 HDi	80/109	02/08->	VEN	BS-5104		SOL	BS-5039	
1.6 HDi 110	82/112	07/10->	VEN	BS-5104		SOL	BS-5039	
1.6 HDi 115	84/114	01/12->	VEN	BS-5104		SOL	BS-5039	
1.6 THP 150	110/150	07/10->	VEN	BS-5104		SOL	BS-5039	
1.6 THP 155	115/156	04/09->	VEN	BS-5104		SOL	BS-5039	
1.6 VTi 120	88/120	07/10->	VEN	BS-5104		SOL	BS-5039	
1.8 16V	92/125	02/08->	VEN	BS-5104		SOL	BS-5039	

	<b>kw/HP</b>		<b>Type</b>			<b>Type</b>		
2.0 16V	103/140	02/08->	VEN	BS-5104		SOL	BS-5039	
2.0 HDi	100/136	02/08->	VEN	BS-5104		SOL	BS-5039	
2.0 HDi 140	103/140	04/09->	VEN	BS-5104		SOL	BS-5039	
2.0 HDi 150 / BlueHDi 150	110/150	04/09->	VEN	BS-5104		SOL	BS-5039	
2.0 HDi 165	120/163	04/09->	VEN	BS-5104		SOL	BS-5039	
2.0 HDi 180	133/181	03/15->				SOL	BS-5039	
2.2 HDi	125/170	02/08->				SOL	BS-5039	
2.2 HDi 200	150/204	07/10->				SOL	BS-5039	
2.7 HDi	150/204	02/08->				SOL	BS-5039	
3.0 HDi 240	177/241	04/09->				SOL	BS-5039	
3.0 V6	155/211	02/08->				SOL	BS-5039	
<b>C5 III Break (TD_) </b>								
1.6 HDi	80/109	02/08->	VEN	BS-5104		SOL	BS-5039	
1.6 HDi 110	82/112	07/10->	VEN	BS-5104		SOL	BS-5039	
1.6 HDi 115	84/114	01/12->	VEN	BS-5104		SOL	BS-5039	
1.6 THP 150	110/150	04/09->	VEN	BS-5104		SOL	BS-5039	
1.6 THP 155	115/156	04/09->	VEN	BS-5104		SOL	BS-5039	
1.6 VTi 120	88/120	07/10->	VEN	BS-5104		SOL	BS-5039	
1.8 16V	92/125	02/08->	VEN	BS-5104		SOL	BS-5039	
2.0 16V	103/140	02/08->	VEN	BS-5104		SOL	BS-5039	
2.0 HDi	100/136	02/08->	VEN	BS-5104		SOL	BS-5039	
2.0 HDi 140	103/140	04/09->	VEN	BS-5104		SOL	BS-5039	
2.0 HDi 150 / BlueHDi 150	110/150	04/09->				SOL	BS-5039	
2.0 HDi 165	120/163	04/09->				SOL	BS-5039	
2.0 HDi 180	133/181	03/15->				SOL	BS-5039	
2.2 HDi	125/170	02/08->				SOL	BS-5039	
2.2 HDi 165	120/163	02/08->				SOL	BS-5039	
2.2 HDi 200	150/204	07/10->				SOL	BS-5039	
2.7 HDi	150/204	02/08->				SOL	BS-5039	
3.0 HDi 240	177/241	04/09->				SOL	BS-5039	
3.0 V6	155/211	02/08->				SOL	BS-5039	
<b>C-CROSSER (EP_) </b>								
2.0	108/147	11/10->	VEN	BS-5327		SOL	BS-5158	
2.0 All-wheel Drive	108/147	11/10->	VEN	BS-5327		SOL	BS-5158	
2.2 HDi	115/156	02/07->	VEN	BS-5327		SOL	BS-5158	06/07->
2.4 16V	125/170	08/08->	VEN	BS-5327		SOL	BS-5158	
<b>C-CROSSER ENTERPRISE </b>								
2.4 16V	125/170	01/09->	VEN	BS-5327		SOL	BS-5158	



kW/HP



Type











Type











C-ELYSEE 

1.2 VTi 72	53/72	11/12->	VEN	BS-5028
			SOL	BS-5249
1.2 VTi 82	60/82	12/14->	VEN	BS-5028
			SOL	BS-5249
1.6 HDi 92	68/92	11/12->	VEN	BS-5028
			SOL	BS-5249
1.6 VTi 115	85/115	11/12->	VEN	BS-5028
			SOL	BS-5249








DS3 







1.2 THP 110	81/110	10/14->03/15	VEN	BS-5024
			VEN	BS-5028
1.2 VTi 82	60/82	01/13->03/15	VEN	BS-5024
			VEN	BS-5028
1.4 VTi 95	70/95	04/10->07/15	VEN	BS-5024
			VEN	BS-5028
1.4 VTi 95 LPG	70/95	08/12->07/15	VEN	BS-5024
			VEN	BS-5028
1.4 VTi 98	72/98	11/09->07/15	VEN	BS-5024
			VEN	BS-5028
1.6 BlueHDi 100	73/99	07/14->07/15	VEN	BS-5024
			VEN	BS-5028
1.6 BlueHDi 120	88/120	10/13->07/15	VEN	BS-5024
			VEN	BS-5028
1.6 HDi 110	82/112	11/09->07/15	VEN	BS-5024
			VEN	BS-5028
1.6 HDi 115	84/114	08/12->07/15	VEN	BS-5024
			VEN	BS-5028
1.6 HDi 115	85/115	10/13->07/15	VEN	BS-5024
			VEN	BS-5028
1.6 HDi 90	68/92	11/09->07/15	VEN	BS-5024
			VEN	BS-5028
1.6 Racing	147/200	02/11->07/15	VEN	BS-5024
			VEN	BS-5028
1.6 Racing	152/207	02/11->07/15	VEN	BS-5024
			VEN	BS-5028
1.6 THP 150	110/150	01/10->07/15	VEN	BS-5024
1.6 THP 155	115/156	04/10->07/15	VEN	BS-5024

	kW/HP		Type			Type			
1.6 VTi 120	88/120	04/10->07/15	VEN	BS-5024					
			VEN	BS-5028					
<b>DS3 Convertible</b> 									
1.2 THP 110	81/110	10/14->07/15	VEN	BS-5024					
			VEN	BS-5028					
1.2 VTi 82	60/82	01/13->07/15	VEN	BS-5024					
			VEN	BS-5028					
1.6 BlueHDi 100	73/99	07/14->07/15	VEN	BS-5024					
			VEN	BS-5028					
1.6 BlueHDi 120	88/120	07/14->07/15	VEN	BS-5024					
			VEN	BS-5028					
1.6 HDi 90	69/92	01/13->07/15	VEN	BS-5024					
			VEN	BS-5028					
1.6 THP 150	110/150	01/13->07/15	VEN	BS-5024					
			VEN	BS-5028					
1.6 THP 155	115/156	01/13->07/15	VEN	BS-5024					
			VEN	BS-5028					
1.6 THP 165	121/165	10/14->07/15	VEN	BS-5024					
			VEN	BS-5028					
1.6 VTi 120	88/120	01/13->07/15	VEN	BS-5024					
			VEN	BS-5028					
<b>DS4</b> 									
1.2 THP 130	96/130	07/14->07/15	VEN	BS-5024			SOL	BS-5237	- elec. handbrake
							SOL	BS-5025	- elec. handbrake
1.6 BlueHDi 120	88/120	07/14->07/15	VEN	BS-5024			SOL	BS-5237	+ elec. handbrake
1.6 HDi 110	82/112	04/11->07/15	VEN	BS-5024	+ elec. handbrake		SOL	BS-5025	- elec. handbrake
			VEN	BS-5028	- elec. handbrake		SOL	BS-5237	+ elec. handbrake
1.6 HDi 110	81/110	04/11->07/15	VEN	BS-5024	+ elec. handbrake		SOL	BS-5025	- elec. handbrake
			VEN	BS-5028	- elec. handbrake		SOL	BS-5237	+ elec. handbrake
1.6 HDi 115	84/114	08/12->07/15	VEN	BS-5024			SOL	BS-5025	
							SOL	BS-5237	
1.6 HDi 90	68/92	05/11->07/15	VEN	BS-5024	+ elec. handbrake		SOL	BS-5025	- elec. handbrake
			VEN	BS-5028	- elec. handbrake		SOL	BS-5237	+ elec. handbrake
1.6 THP 155	115/156	04/11->07/15	VEN	BS-5636			SOL	BS-5025	- elec. handbrake
							SOL	BS-5237	+ elec. handbrake
1.6 THP 160	120/163	04/12->07/15	VEN	BS-5636			SOL	BS-5025	- elec. handbrake
							SOL	BS-5237	+ elec. handbrake
1.6 THP 210	155/210	07/15->07/15					SOL	BS-5025	- elec. handbrake

	kw/HP		Type			Type		
1.6 VTi 120	88/120	04/11->07/15	VEN	BS-5024		SOL	BS-5025	- elec. handbrake
						SOL	BS-5237	+ elec. handbrake
2.0 BlueHDi 150	110/150	07/14->07/15	VEN	BS-5636		SOL	BS-5237	
2.0 BlueHDi 180	133/180	07/14->07/15	VEN	BS-5636		SOL	BS-5025	- elec. handbrake
						SOL	BS-5237	+ elec. handbrake
2.0 HDi 135	100/136	09/11->07/15	VEN	BS-5636		SOL	BS-5237	
2.0 HDi 165	120/163	04/11->07/15	VEN	BS-5636		SOL	BS-5237	
<b>DS5</b> 								
1.6 BlueHDi 120	88/120	07/14->07/15	VEN	BS-5636		SOL	BS-5237	
1.6 HDi	85/115	11/13->07/15	VEN	BS-5636		SOL	BS-5237	
1.6 HDi 110	82/112	11/11->07/15	VEN	BS-5636		SOL	BS-5237	
1.6 HDi 115	84/114	06/12->07/15	VEN	BS-5024	06/13->; orga.#13342->	SOL	BS-5237	
			VEN	BS-5636	->05/13; -> orga.#13341			
1.6 THP 155	115/156	11/11->07/15	VEN	BS-5636		SOL	BS-5237	
1.6 THP 200	147/200	11/11->07/15	VEN	BS-5636		SOL	BS-5237	
2.0 BlueHDi 150	110/150	07/14->07/15	VEN	BS-5636	wheel hub Ø 82 mm	SOL	BS-5237	
2.0 BlueHDi 180	133/180	08/13->07/15	VEN	BS-5636		SOL	BS-5237	
2.0 HDi 135	100/136	11/11->07/15	VEN	BS-5636		SOL	BS-5237	
2.0 HDi 165	120/163	11/11->07/15	VEN	BS-5636		SOL	BS-5237	
<b>EVASION [22, U6]</b> 								
1.8	73/99	05/97->07/02	VEN	BS-5841				
<b>GS</b> 								
Birotor	78/107	09/73->10/75	VEN	BS-5100				
<b>JUMPER Box</b> 								
2.2 HDi 100	74/101	04/06->	VEN	BS-5108		SOL	BS-5109	
			VEN	BS-5152	max GW 3000; max GW 3300; MD LIGHT; MD MID-LIFE LIGHT; for steel rims	SOL	BS-5111	
			VEN	BS-5153	max GW 3500; MD HEAVY; for steel rims	SOL	BS-5151	
			SOL	BS-5866	payload 2000 kg	SOL	BS-5151	
2.2 HDi 110	81/110	07/11->	VEN	BS-5108		SOL	BS-5109	max GW 3000; max GW 3300; for steel rims; for light alloy rims; max GW 3500; MD LIGHT
			VEN	BS-5152	max GW 3000; max GW 3300; MD LIGHT; MD MID-LIFE LIGHT; for steel rims	SOL	BS-5151	payload 3500 kg
			VEN	BS-5153	max GW 3500; MD HEAVY; for steel rims	SOL	BS-5151	payload 3500 kg
2.2 HDi 120	88/120	04/06->	VEN	BS-5108		SOL	BS-5109	max GW 3000; max GW 3300; for steel rims; for light alloy rims; max GW 3500; MD LIGHT
			VEN	BS-5152	max GW 3000; max GW 3300; MD LIGHT; MD MID-LIFE LIGHT; for steel rims	SOL	BS-5111	payload 2000 kg; MD Jumper
			VEN	BS-5153	max GW 3500; MD HEAVY; for steel rims	SOL	BS-5151	payload 1700 kg
			SOL	BS-5866	max GW 4000; MD HEAVY; for steel rims	SOL	BS-5151	payload 1700 kg



	kw/HP		Type			Type		
2.2 HDi 130	96/130	07/11->	VEN	BS-5108		SOL	BS-5109	MD LIGHT; MD MID LIFE LIGHT; max GW 3000; max GW 3300; max GW 3500
			VEN	BS-5152	MD LIGHT; MD MID LIFE LIGHT; max GW 3000; max GW 3300; for steel rims	SOL	BS-5111	MD HEAVY; max GW 4000; for steel rims
			VEN	BS-5153	MD HEAVY; max GW 3500; for steel rims	SOL	BS-5151	MD MID LIFE HEAVY; MD HEAVY; max GW 3500; for steel rims
			SOL	BS-5866	MD HEAVY; max GW 4000; for steel rims			
2.2 HDi 150	110/150	07/11->	VEN	BS-5108		SOL	BS-5109	max GW 3000; max GW 3300; for steel rims; for light alloy rims; max GW 3500; MD LIGHT
			VEN	BS-5152	-> payload 3000 kg; payload 3300 kg ->; MD LIGHT; MD MID-LIFE LIGHT; for steel rims	SOL	BS-5111	payload 4000 kg; for steel rims
			VEN	BS-5153	payload 3500 kg; MD HEAVY; for steel rims	SOL	BS-5151	payload 3500 kg; for steel rims; MD HEAVY
			SOL	BS-5866	payload 4000 kg; MD HEAVY; for steel rims			
3.0 HDi 145	107/146	07/10->				SOL	BS-5109	payload 1400 kg
			VEN	BS-5153	max GW 3500; MD HEAVY; for steel rims	SOL	BS-5111	payload 2000 kg
						SOL	BS-5151	payload 1600 kg
3.0 HDi 155	115/156	07/10->	VEN	BS-5152	max GW 3000; max GW 3300; MD LIGHT; MD LMID-LIFE LIGHT; for steel rims	SOL	BS-5109	payload 1400 kg
			VEN	BS-5153	max GW 3500; MD HEAVY; for steel rims	SOL	BS-5111	for steel rims; max GW 4000; MD HEAVY
			SOL	BS-5866	for steel rims; max GW 4000; MD HEAVY	SOL	BS-5151	payload 1700 kg
3.0 HDi 160	116/157	09/06->	VEN	BS-5108		SOL	BS-5109	payload 1400 kg
			VEN	BS-5152	max GW 3000; max GW 3300; MD LIGHT; MD MID-LIFE LIGHT; for steel rims	SOL	BS-5111	payload 2000 kg
			VEN	BS-5153	max GW 3500; MD HEAVY; for steel rims	SOL	BS-5151	payload 1600 kg
			SOL	BS-5866	max GW 4000; MD HEAVY; for steel rims			
3.0 HDi 180	130/177	07/11->	VEN	BS-5108		SOL	BS-5109	max GW 3300; max GW 3000; max GW 3500; MD LIGHT; MD MID-LIFE LIGHT; for steel rims; for light alloy rims; MD JUMPER
			VEN	BS-5152	max GW 3000; payload 3300 kg; MD LIGHT; MD MID-LIFE LIGHTLIGHT; for steel rims	SOL	BS-5111	max GW 4000; MD HEAVY; for steel rims
			VEN	BS-5153	max GW 35000; MD HEAVY; for steel rims	SOL	BS-5151	max GW 3500; MD MID-LIFE HEAVY; MD HEAVY; for steel rims
			SOL	BS-5866	max GW 4000; for steel rims; MD HEAVY			
<b>JUMPER Box (230L) </b>								
1.9 D	51/69	02/94->04/02				DRUM	BS-5097	MD 27; MD 1000
1.9 D	50/68	07/99->04/02	VEN	BS-5152	MD Relay 1000	DRUM	BS-5097	MD 27; MD 1000
1.9 TD	68/92	03/94->04/02	VEN	BS-5152	MD 27; ->10/98; MD 31	DRUM	BS-5097	MD 27; ->10/98; MD 31
1.9 TD	66/90	03/94->04/02	VEN	BS-5152	MD 27; ->10/98; MD 31	DRUM	BS-5097	MD 27; ->10/98; MD 31
2.0	80/109	03/94->04/02	VEN	BS-5152	02/02->; max load 1500 kg	SOL	BS-5166	02/02->; + ABS
			VEN	BS-5153	02/02->; max load 1850 kg; MD 35	DRUM	BS-5097	
2.0 HDI	62/84	11/01->04/02	VEN	BS-5152	max load 1000 kg	SOL	BS-5166	+ ABS
			VEN	BS-5153	max load 1850 kg	DRUM	BS-5097	max load 1000 kg
2.5 D	63/86	03/94->04/02	VEN	BS-5152	MD Jumper 27	SOL	BS-5166	+ ABS; MD Jumper 35; MD Relay 1800
			VEN	BS-5153	MD Jumper 35; MD Relay 1800	DRUM	BS-5097	payload 1000 kg; payload 1400 kg
2.5 D 4x4	63/86	03/00->04/02				SOL	BS-5166	MD 35; + ABS
			VEN	BS-5153	MD 35	DRUM	BS-5097	MD 31
2.5 DT 4x4	76/103	10/96->08/97	VEN	BS-5152		DRUM	BS-5097	
			VEN	BS-5153				








	kw/HP		Type			Type		
2.5 TD	76/103	03/94->04/02	VEN	BS-5152	MD 31; ->09/00; MD 1400	SOL	BS-5166	->10/97; MD 1800; + ABS
			VEN	BS-5153	MD 35; MD 1800	DRUM	BS-5097	MD 31; ->09/00; MD 1400
2.5 TDi	79/107	12/96->11/00	VEN	BS-5152	MD Jumper 27; MD Jumper 31; MD Relay 1400	SOL	BS-5166	+ ABS; MD Relay 1800
			VEN	BS-5153	MD Jumper 35; MD Relay 1800	DRUM	BS-5097	MD 27; MD 31; MD 1400
2.5 TDi 4x4	79/107	03/00->11/00	VEN	BS-5152	MD 31	DRUM	BS-5097	MD 31
			VEN	BS-5153	MD 35			
2.8 D	64/87	01/99->02/02	VEN	BS-5152	12/00->; MD 1400	DRUM	BS-5097	12/00->; MD 1400
			VEN	BS-5153	12/00->; MD 1800			
2.8 HDi	94/128	09/00->04/02	VEN	BS-5152	max load 1100 kg	DRUM	BS-5097	02/02->; max load 1850 kg; MD 27; MD 31; MD 1000; MD 1400
			VEN	BS-5153	max load 1850 kg			
2.8 HDi 4x4	94/128	09/00->04/02	VEN	BS-5152	max load 1500 kg; MD 31; MD 1400	SOL	BS-5166	02/02->; max load 1850 kg
			VEN	BS-5153	02/02->; max load 1850 kg; MD 35; MD 1800	DRUM	BS-5097	MD 31; MD 1400









### JUMPER Box (244)








2.0	81/110	04/02->	VEN	BS-5152	max load 1000 kg	SOL	BS-5166	->06/06; + ABS
			VEN	BS-5153	max load 1850 kg	DRUM	BS-5097	max load 1850 kg
2.0 bivalent	81/110	02/03->	VEN	BS-5152	-> payload 1000 kg; payload 1400 kg	SOL	BS-5166	payload 1800 kg; + ABS
			VEN	BS-5153	payload 1800 kg	DRUM	BS-5097	max load 1850 kg
2.0 HDi	62/84	04/02->	VEN	BS-5152		SOL	BS-5166	->06/06; + ABS
			VEN	BS-5153	max load 1850 kg	DRUM	BS-5097	
2.2 HDi	74/101	04/02->	VEN	BS-5152	max load 1000 kg	SOL	BS-5166	->06/06
			VEN	BS-5153		DRUM	BS-5097	
2.8 HDi	94/128	04/02->	VEN	BS-5152	max GW 3300	SOL	BS-5166	+ ABS; payload 1800 kg
			VEN	BS-5153	max GW 3500	DRUM	BS-5097	
2.8 HDi	107/146	05/04->	VEN	BS-5152	->06/06	SOL	BS-5166	->06/06; + ABS
			VEN	BS-5153	->06/06	DRUM	BS-5097	->06/06; + ABS; - ABS
2.8 HDi 4x4	94/128	04/02->	VEN	BS-5152	payload 1400 kg	SOL	BS-5166	payload 1800 kg
			VEN	BS-5153	payload 1800 kg	DRUM	BS-5097	-> payload 1000 kg; payload 1400 kg











### JUMPER Bus











2.0 BlueHDi 110	81/110	07/15->	VEN	BS-5152	for steel rims	SOL	BS-5109	
2.0 BlueHDi 130	96/130	07/15->	VEN	BS-5152	for steel rims; MD LIGHT; MD MID-LIFE LIGHT	SOL	BS-5109	MD LIGHT; MD MID-LIFE LIGHT
			VEN	BS-5153	for steel rims; MD HEAVY; max GW 3500	SOL	BS-5151	for steel rims; MD MID-LIFE HEAVY; MD HEAVY
2.0 BlueHDi 160	120/163	07/15->	VEN	BS-5152	for steel rims; MD LIGHT; MD MID-LIFE LIGHT	SOL	BS-5109	MD LIGHT; MD MID-LIFE LIGHT
			VEN	BS-5153	for steel rims; MD HEAVY; max GW 3500	SOL	BS-5151	for steel rims; MD MID-LIFE HEAVY; MD HEAVY
2.2 HDi 100	74/101	04/06->	VEN	BS-5108		SOL	BS-5109	payload 1400 kg
			VEN	BS-5152	payload 1400 kg	SOL	BS-5111	payload 2000 kg
			VEN	BS-5153	centre Wheelbase; payload 1700 kg	SOL	BS-5151	payload 1700 kg
			SOL	BS-5866	payload 2000 kg	SOL	BS-5151	payload 1700 kg







	kw/HP		Type			Type		
2.2 HDi 110	81/110	07/11->	VEN	BS-5108		SOL	BS-5109	for steel rims; for light alloy rims
			VEN	BS-5152	-> payload 3000 kg; payload 3300 kg ->			
2.2 HDi 120	88/120	04/06->	VEN	BS-5108		SOL	BS-5109	max load 1400 kg
			VEN	BS-5152	payload 1400 kg			
			VEN	BS-5153	centre Wheelbase; payload 1700 kg			
			SOL	BS-5866	payload 2000 kg	SOL	BS-5151	max load 1700 kg
2.2 HDi 130	96/130	07/11->	VEN	BS-5108		SOL	BS-5109	MD LIGHT; MD MID-LIFE LIGHT
			VEN	BS-5152	max GW 3000; max GW 3300; MD LIGHT; MD MID-LIFE LIGHT; for steel rims			
			VEN	BS-5153	max GW 3500; MD HEAVY; for steel rims	SOL	BS-5151	max GW 3500; MD MID-LIFE HEAVY; MD HEAVY; for steel rims
2.2 HDi 150	110/150	07/11->	VEN	BS-5108		SOL	BS-5109	max GW 3000; max GW 3300; for steel rims; for light alloy rims; max GW 3500; MD LIGHT
			VEN	BS-5152	-> payload 3000 kg; payload 3300 kg -> MD LIGHT; MD MID-LIFE LIGHT; for steel rims			
			VEN	BS-5153	payload 3500 kg; MD HEAVY; for steel rims	SOL	BS-5151	payload 3500 kg
3.0 HDi 155	115/157	07/10->	VEN	BS-5152	for steel rims; max GW 3300; MD LIGHT; MD MID-LIFE LIGHT	SOL	BS-5109	max GW 3000; for steel rims; for light alloy rims; max GW 3500; MD LIGHT
			VEN	BS-5153	for steel rims; max GW 3500; MD HEAVY	SOL	BS-5111	for steel rims; payload 4000 kg; MD Jumper
			SOL	BS-5866	for steel rims; max GW 4000; MD HEAVY	SOL	BS-5151	for steel rims; payload 3500 kg; MD Jumper; payload 1700 kg; MD Relay
3.0 HDi 160	116/157	09/06->	VEN	BS-5108		SOL	BS-5109	max load 1400 kg
			VEN	BS-5152	max GW 3300; MD LIGHT; MD MID-LIFE LIGHT; for steel rims	SOL	BS-5111	max load 2000 kg
3.0 HDi 180	130/177	07/11->	VEN	BS-5153	max GW 3500; MD HEAVY; for steel rims	SOL	BS-5111	for steel rims; payload 4000 kg
			VEN	BS-5152	max GW 3000; max GW 3300; MD LIGHT; MD MID-LIFE LIGHT; for steel rims	SOL	BS-5109	max GW 3000; max GW 3300; for steel rims; for light alloy rims; max GW 3500; MD LIGHT
			SOL	BS-5866	max GW 4000; MD HEAVY; for steel rims	SOL	BS-5151	for steel rims; payload 3500 kg; MD HEAVY
<b>JUMPER Bus [230P] </b>								
1.9 D	51/69	01/99->04/02				DRUM	BS-5097	MD 27; MD 1000
1.9 TD	68/92	02/94->04/02	VEN	BS-5152	MD 27; ->10/98; MD 31	DRUM	BS-5097	MD 27; ->10/98; MD 31
1.9 TD	66/90	08/94->04/02	VEN	BS-5152	MD 27; ->10/98; MD 31	DRUM	BS-5097	MD 27; ->10/98; MD 31
1.9 TD 4x4	68/92	08/96->04/02	VEN	BS-5152		DRUM	BS-5097	MD 31
2.0	80/109	02/94->04/02	VEN	BS-5152	02/02->; payload 1500 kg	SOL	BS-5166	02/02->; + ABS
			VEN	BS-5153	02/02->; max load 1850 kg	DRUM	BS-5097	
2.0 4x4	80/109	08/96->04/02				DRUM	BS-5097	MD 31
2.5 D	63/86	08/94->04/02	VEN	BS-5153	MD 35; MD 1800	SOL	BS-5166	MD 35; + ABS; MD 1800
						DRUM	BS-5097	MD 31; MD 1400
						SOL	BS-5166	MD 35; + ABS
2.5 D 4x4	63/86	08/96->04/02	VEN	BS-5153	MD 35	DRUM	BS-5097	MD 31
2.5 TD	76/103	08/94->04/02	VEN	BS-5152	MD 31; ->09/00; MD 27; MD 1400	SOL	BS-5166	->10/97; MD 1800; + ABS
			VEN	BS-5153	MD 35; MD 1800	DRUM	BS-5097	MD 31; ->09/00; MD 27; MD 1400
2.5 TD 4x4	76/103	08/96->04/02	VEN	BS-5152	MD 31	DRUM	BS-5097	MD 31
			VEN	BS-5153	MD 35			

	kW/HP		Type			Type			
2.5 TDi	79/107	12/96->11/00	VEN	BS-5152	MD 27; MD 31; MD 1400	SOL	BS-5166	MD 1800; + ABS	
			VEN	BS-5153	MD 35; MD 1800	DRUM	BS-5097	MD 27; MD 31; MD 1400	
2.5 TDi 4x4	79/107	12/96->11/00	VEN	BS-5152	MD 31	DRUM	BS-5097	MD 31	
			VEN	BS-5153	MD 35				
2.8 D	64/87	01/99->02/02	VEN	BS-5152	12/00->; MD 1400	DRUM	BS-5097	12/00->; MD 1400	
			VEN	BS-5153	12/00->; MD 1800				
2.8 HDi	94/128	09/00->04/02	VEN	BS-5152	MD Jumper 27; MD Jumper 31; MD Relay 1000; MD Relay 1400	DRUM	BS-5097	02/02->; max load 1850 kg; MD 27; MD 31; MD 1000; MD 1400	
			VEN	BS-5153	MD Jumper 35; MD Relay 1800				
2.8 HDi 4x4	94/128	09/00->04/02	VEN	BS-5152	02/02->; max load 1500 kg; MD 31; MD 1400	SOL	BS-5166	02/02->; max load 1850 kg	
			VEN	BS-5153	02/02->; max load 1850 kg; MD 35; MD 1800	DRUM	BS-5097	MD 1400; MD 31	
<b>JUMPER Bus [244, Z_] </b>									
2.0	81/110	04/02->	VEN	BS-5152	max load 1000 kg	SOL	BS-5166	max load 1850 kg	
			VEN	BS-5153	max load 1850 kg	DRUM	BS-5097	max load 1850 kg	
2.0 bivalent	81/110	02/03->	VEN	BS-5152	max load 1000 kg	SOL	BS-5166	max load 1850 kg	
			VEN	BS-5153	max load 1850 kg	DRUM	BS-5097	max load 1850 kg	
2.0 HDi	62/84	04/02->	VEN	BS-5152		SOL	BS-5166	->06/06; + ABS	
			VEN	BS-5153	max load 1850 kg	DRUM	BS-5097		
2.2 HDi	74/101	04/02->	VEN	BS-5152	max load 1000 kg	SOL	BS-5166		
			VEN	BS-5153		DRUM	BS-5097		
2.8 HDi	94/128	04/02->	VEN	BS-5152	payload 1400 kg	SOL	BS-5166	+ ABS; payload 1800 kg	
			VEN	BS-5153	payload 1800 kg	DRUM	BS-5097		
2.8 HDi All-wheel Drive	94/128	04/02->	VEN	BS-5152	not for payload 1800 kg	SOL	BS-5166	payload 1800 kg; ch.VF7->	
			VEN	BS-5153	payload 1800 kg	DRUM	BS-5097		
<b>JUMPER Platform/Chassis </b>									
2.2 HDi 100	74/101	04/06->	VEN	BS-5108		SOL	BS-5109	payload 1400 kg	
			VEN	BS-5152	max GW 3000; max GW 3300; MD LIGHT; MD MID-LIFE LIGHT; for steel rims	SOL	BS-5111	payload 2000 kg	
			VEN	BS-5153	MD HEAVY; max GW 3500; for steel rims				
			SOL	BS-5866	payload 2000 kg	SOL	BS-5151	payload 1700 kg	
2.2 HDi 110	81/110	07/11->	VEN	BS-5108		SOL	BS-5109	max GW 3000; max GW 3300; for steel rims; max GW 3500; MD LIGHT; for light alloy rims	
			VEN	BS-5152	max GW 3000; max GW 3300; MD LIGHT; MD MID-LIFE LIGHT; for steel rims				
			VEN	BS-5153	max GW 3500; MD HEAVY; for steel rims	SOL	BS-5151	for steel rims; payload 3500 kg; MD HEAVY	
2.2 HDi 120	88/120	04/06->	VEN	BS-5108		SOL	BS-5109	payload 1400 kg	
			VEN	BS-5152	max GW 3000; max GW 3300; MD LIGHT; MD MID-LIFE LIGHT; for steel rims	SOL	BS-5111	payload 2000 kg; MD Jumper	
			VEN	BS-5153	max GW 3500; MD HEAVY; for steel rims				
			SOL	BS-5866	max GW 4000; MD HEAVY; for steel rims	SOL	BS-5151	payload 1700 kg	

	kW/HP		Type			Type		
2.2 HDi 130	96/130	07/11->	VEN	BS-5108		SOL	BS-5109	-> payload 3000 kg; payload 3300 kg -> for steel rims; for light alloy rims; MD LIGHT; MD MID-LIFE LIGHT
			VEN	BS-5152	-> payload 3000 kg; payload 3300 kg -> MD LIGHT; MD MID-LIFE LIGHT; for steel rims	SOL	BS-5111	payload 4000 kg; MD HEAVY; for steel rims
			VEN	BS-5153	payload 3500 kg; MD HEAVY; for steel rims	SOL	BS-5151	payload 3500 kg; MD HEAVY; MD MID-LIFE HEAVY; for steel rims
			SOL	BS-5866	MD HEAVY; max GW 4000; for steel rims	SOL	BS-5109	max GW 3000; max GW 3300; for steel rims; for light alloy rims; max GW 3500; MD LIGHT
2.2 HDi 150	110/150	07/11->	VEN	BS-5152	max GW 3000; max GW 3300; MD LIGHT; MD MID-LIFE LIGHT; for steel rims	SOL	BS-5111	payload 4000 kg; for steel rims
			VEN	BS-5153	max GW 3500; MD HEAVY; for steel rims	SOL	BS-5151	payload 3500 kg; for steel rims; MD HEAVY
			SOL	BS-5866	max GW 4000; MD HEAVY; for steel rims	SOL	BS-5109	max GW 1400; max GW 3500; for steel rims; for light alloy rims; MD LIGHT
3.0 HDi 145	107/146	07/10->	VEN	BS-5153	max GW 3500; MD HEAVY; for steel rims	SOL	BS-5111	payload 2000 kg
			SOL	BS-5151	payload 1600 kg	SOL	BS-5109	MD LIGHT; MD MID-LIFE LIGHT; for steel rims; for light alloy rims
3.0 HDi 160	116/157	09/06->	VEN	BS-5108		SOL	BS-5111	max GW 4000; MD HEAVY
			VEN	BS-5152	max GW 3000; max GW 3300; MD LIGHT; MD MID-LIFE LIGHT; for steel rims	SOL	BS-5151	max GW 3500; MD HEAVY; MD MID-LIFE HEAVY; for steel rims
			VEN	BS-5153	max GW 3500; MD HEAVY; for steel rims	SOL	BS-5109	max GW 3300; for steel rims; for light alloy rims; MD LIGHT; MD Jumper; payload 1400 kg; max GW 3500
			SOL	BS-5866	max GW 4000; MD HEAVY; for steel rims	SOL	BS-5111	payload 4000 kg; for steel rims; MD HDi 35/HDi 40
3.0 HDi 180	130/177	07/11->	VEN	BS-5152	max GW 3300; MD MID-LIFE LIGHT; MD LIGHT	SOL	BS-5151	payload 3500 kg; for steel rims; MD HEAVY; MD Jumper; payload 1700 kg; MD Relay
			VEN	BS-5153	max GW 3500; for steel rims; MD HEAVY	SOL	BS-5109	MD 31; 02/02->; max load 1850 kg
			SOL	BS-5866	max GW 4000; MD HEAVY; for steel rims	SOL	BS-5166	MD 35; + ABS; MD 1800
<b>JUMPER Platform/Chassis [230]</b> 								
1.9 TD	68/92	03/94->04/02	VEN	BS-5152		DRUM	BS-5097	->10/98; MD 31
1.9 TD	66/90	03/94->04/02	VEN	BS-5152		DRUM	BS-5097	->10/98; MD 31
2.0	80/109	03/94->04/02	VEN	BS-5152	02/02->; max load 1000 kg	SOL	BS-5166	02/02->; + ABS
			VEN	BS-5153	02/02->; max load 1850 kg; MD 35	DRUM	BS-5097	MD 31; 02/02->; max load 1850 kg
2.5 D	63/86	03/94->04/02	VEN	BS-5153	MD 35; MD 1800	SOL	BS-5166	MD 35; + ABS; MD 1800
						DRUM	BS-5097	MD 31; MD 1400
2.5 D 4x4	63/86	03/00->04/02	VEN	BS-5153	MD 35	SOL	BS-5166	MD 35; + ABS
						DRUM	BS-5097	MD 31
2.5 TD	76/103	03/94->04/02	VEN	BS-5152	MD Jumper 31	DRUM	BS-5097	MD 31; ->09/00; MD 1400
			VEN	BS-5153	MD Jumper 35			
2.5 TDi	79/107	12/96->04/02	VEN	BS-5152	MD 31; ->09/00; MD 1400	DRUM	BS-5097	MD 31; ->09/00; MD 1400
			VEN	BS-5153	MD 35			
2.5 TDi 4x4	79/107	03/00->04/02	VEN	BS-5152	MD 31	DRUM	BS-5097	MD 31
			VEN	BS-5153	MD 35			
2.8 D	64/87	01/99->02/02	VEN	BS-5153		SOL	BS-5166	
2.8 HDi	94/128	09/00->04/02	VEN	BS-5152	max load 1100 kg; MD 31; MD 1400	DRUM	BS-5097	02/02->; max load 1850 kg; MD 31; MD 1400
			VEN	BS-5153	max load 1850 kg; MD 35; MD 1800			
2.8 HDi	93/126	10/00->01/02	VEN	BS-5152		DRUM	BS-5097	
			VEN	BS-5153				

	<b>kW/HP</b>		<b>Type</b>			<b>Type</b>		
<b>JUMPER Platform/Chassis [244]</b> 								
2.0 HDi	62/84	04/02->	VEN	BS-5152		SOL	BS-5166	->06/06; + ABS
			VEN	BS-5153	->06/06	DRUM	BS-5097	
2.2 HDi	74/101	02/02->06/06	VEN	BS-5152	-> payload 1000 kg; payload 1400 kg ->	SOL	BS-5166	+ ABS; payload 1800 kg ->
			VEN	BS-5153	payload 1800 kg ->	DRUM	BS-5097	- ABS; -> payload 1000 kg; payload 1400 kg ->
2.2 HDi	74/101	04/02->	VEN	BS-5152	max load 1000 kg	SOL	BS-5166	->06/06
			VEN	BS-5153		DRUM	BS-5097	
2.8 HDi	94/128	04/02->	VEN	BS-5152	max GW 2900; max GW 3300; MD JUMPER; MD RELAY	SOL	BS-5166	MD ZEPMFA
			VEN	BS-5153	max GW 3500	DRUM	BS-5097	
2.8 HDi	107/146	05/04->	VEN	BS-5152	->06/06	SOL	BS-5166	->06/06; + ABS
			VEN	BS-5153	->06/06	DRUM	BS-5097	->06/06; - ABS
2.8 HDi 4x4	94/128	02/02->06/06	VEN	BS-5152	max GW 3500; ->prod.#16206253	SOL	BS-5166	payload 1800 kg
			VEN	BS-5153	max GW 2500	DRUM	BS-5097	-> payload 1000 kg; payload 1400 kg ->
<b>JUMPY</b> 								
1.6 HDi 90 16V	66/90	01/07->	VEN	BS-5104	+ ABS			
1.6 HDi 90 8V	66/90	01/07->	VEN	BS-5104	disc brakes rear axle			
2.0 HDi 120	88/120	01/07->	VEN	BS-5104				
2.0 HDi 125	94/128	07/11->	VEN	BS-5104				
2.0 HDi 140	100/136	01/07->	VEN	BS-5104				
2.0 HDi 165	120/163	07/10->	VEN	BS-5104				
2.0 HDi 95	72/98	07/11->	VEN	BS-5104				
2.0 i	103/140	01/07->	VEN	BS-5104				
<b>JUMPY [U6U]</b> 								
1.6	58/79	10/95->	VEN	BS-5841	->08/00			
1.9 D	51/69	10/95->04/98	VEN	BS-5841	payload 815 kg			
1.9 D 70	51/69	04/98->	VEN	BS-5841				
1.9 TD	68/92	04/96->	VEN	BS-5841				
1.9 TD	66/90	10/95->	VEN	BS-5841				
2.0	100/136	04/00->12/06	VEN	BS-5841	12/01->; -> orga.#9155			
2.0 HDi 110	80/109	03/00->	VEN	BS-5841				
2.0 HDi 110	80/109	03/00->	VEN	BS-5841	10/03->; ->ch.9793; engine DW10ATED; MD Dispatch; MD Jumpy			
2.0 HDi 95	69/94	10/99->	VEN	BS-5841	02/00->			
2.0 i 16V	102/138	03/00->	VEN	BS-5841	->12/01; -> orga.#9155			
<b>JUMPY Box</b> 								
1.6 HDi 90 16V	66/90	01/07->	VEN	BS-5104	+ ABS			
1.6 HDi 90 8V	66/90	01/07->	VEN	BS-5104	MD Dispatch; disc brakes rear axle; MD Jumpy			
2.0 HDi 120	88/120	01/07->	VEN	BS-5104				
2.0 HDi 125	94/128	07/11->	VEN	BS-5104				
2.0 HDi 140	100/136	01/07->	VEN	BS-5104				

	kw/HP		Type			Type		
2.0 HDi 165	120/163	07/10->	VEN	BS-5104				
2.0 HDi 95	72/98	07/11->	VEN	BS-5104				
2.0 i	103/140	01/07->	VEN	BS-5104				
<b>JUMPY Box (BS_, BT_, BY_, BZ_) </b>								
1.6 i	58/79	10/95->	VEN	BS-5841				
1.9 D 70	51/69	04/98->	VEN	BS-5841				
1.9 TD	66/90	10/95->	VEN	BS-5841				
2.0 HDi 110	80/109	01/02->	VEN	BS-5841	10/03->; ch.9793->; engine DW10ATED			
2.0 HDi 95	69/94	10/99->	VEN	BS-5841				
2.0 i 16V	102/138	03/00->	VEN	BS-5841	->12/01; -> orga.#9155			
<b>NEMO Box (AA_) </b>								
1.3 HDi 75	55/75	10/10->	VEN	BS-5086				
1.4	54/73	02/08->	VEN	BS-5086				
1.4 HDi	50/68	02/08->	VEN	BS-5086				
<b>NEMO Estate </b>								
1.3 HDi 75	55/75	10/10->	VEN	BS-5086				
1.4	54/73	04/09->	VEN	BS-5086				
1.4 HDi	50/68	04/09->	VEN	BS-5086				
<b>SAXO (S0, S1) </b>								
1.0 X	33/45	05/96->11/98	VEN	BS-5115		DRUM	BS-5091	- ABS
						DRUM	BS-5537	+ ABS
1.0 X	37/50	05/98->06/03	VEN	BS-5115		DRUM	BS-5091	- ABS
						DRUM	BS-5537	+ ABS
1.1 BiFuel	44/60	07/00->06/03				DRUM	BS-5091	- ABS
						DRUM	BS-5537	+ ABS
1.1 X,SX	40/54	05/96->09/03	VEN	BS-5115		DRUM	BS-5091	- ABS
						DRUM	BS-5537	+ ABS
1.1 X,SX	44/60	05/96->09/03	VEN	BS-5115		DRUM	BS-5091	- ABS
						DRUM	BS-5537	->12/98; + ABS
1.4 VTS	55/75	05/96->06/03	VEN	BS-5115		DRUM	BS-5091	- ABS
						DRUM	BS-5537	->12/98; + ABS
1.5 D	40/54	09/96->09/03	VEN	BS-5115		DRUM	BS-5091	- ABS
						DRUM	BS-5537	+ ABS
1.5 D	42/57	09/96->06/01	VEN	BS-5115		DRUM	BS-5091	- ABS
						DRUM	BS-5537	->12/98; + ABS
1.6	74/101	02/01->04/04	VEN	BS-5115		SOL	BS-5114	+ ABS
						DRUM	BS-5091	- ABS
						DRUM	BS-5537	+ ABS

	kw/HP		Type			Type		
1.6	66/90	02/96->06/03	VEN	BS-5115		SOL	BS-5114	+ ABS
						DRUM	BS-5091	- ABS
						DRUM	BS-5537	+ ABS
1.6	88/120	02/96->04/04	VEN	BS-5115		SOL	BS-5114	
						DRUM	BS-5091	- ABS
						DRUM	BS-5537	+ ABS
1.6 VTL,VTR	65/88	05/96->06/03	VEN	BS-5115		SOL	BS-5114	
						DRUM	BS-5091	- ABS
						DRUM	BS-5537	+ ABS
1.6 VTS	87/118	06/96->09/03	VEN	BS-5115		SOL	BS-5114	
						DRUM	BS-5091	- ABS
						DRUM	BS-5537	+ ABS
1.6 VTS	72/98	09/00->09/03	VEN	BS-5115		SOL	BS-5114	
						DRUM	BS-5091	- ABS
						DRUM	BS-5537	+ ABS

#### XANTIA (X1)

1.6 i	65/88	03/93->01/98	VEN	BS-5113	
1.8 i	74/101	03/93->01/98	VEN	BS-5113	
1.8 i	66/90	04/97->01/98	VEN	BS-5113	
1.8 i 16V	81/110	06/95->01/98	VEN	BS-5113	
1.9 D	50/68	06/94->01/98	VEN	BS-5113	
1.9 D	51/69	06/94->01/98	VEN	BS-5113	
1.9 SD	55/75	02/96->01/98	VEN	BS-5113	01/98->
1.9 Turbo D	66/90	10/94->01/98	VEN	BS-5113	MT
2.0 i	89/121	03/93->01/98	VEN	BS-5113	

#### XANTIA (X2)

1.8 i	66/90	01/98->04/03	VEN	BS-5113	
1.8 i 16V	81/110	01/98->04/03	VEN	BS-5113	
1.9 SD	55/75	01/98->04/03	VEN	BS-5113	
1.9 Turbo D	66/90	01/98->04/03	VEN	BS-5113	MT
2.0 HDI 90	66/90	03/99->04/03	VEN	BS-5113	
2.0 i	89/121	01/98->04/03	VEN	BS-5113	

#### XANTIA Break (X1)

1.8 i	66/90	04/97->01/98	VEN	BS-5113	
1.8 i 16V	81/110	06/95->01/98	VEN	BS-5113	11/96->

#### XANTIA Break (X2)

1.8 i	66/90	01/98->04/03	VEN	BS-5113	->12/00
1.8 i 16V	81/110	01/98->04/03	VEN	BS-5113	
1.9 SD	55/75	01/98->04/03	VEN	BS-5113	





kW/HP



Type



Type


















## XSARA [N1]












1.4 HDi	50/68	01/03->03/05	VEN	BS-5028			
			VEN	BS-5028	09/00->		
1.4 i	55/75	04/97->03/05	VEN	BS-5115	->08/00; + ABS		
			SOL	BS-5117	->08/00; - ABS		
1.4 LPG	55/75	05/98->08/00	VEN	BS-5115	+ ABS		
			SOL	BS-5117	- ABS		
1.5 D	42/57	04/97->09/00	VEN	BS-5115	+ ABS		
			SOL	BS-5117			
1.6 16V	80/109	09/00->03/05	VEN	BS-5028		SOL	BS-5114
1.6 i	65/88	04/97->09/00	VEN	BS-5115			
1.8 D	43/58	04/97->09/00	VEN	BS-5115	05/98->; ->05/99; + ABS		
1.8 i	66/90	04/97->09/00	VEN	BS-5115			
1.8 i 16V	81/110	04/97->09/00	VEN	BS-5113		SOL	BS-5114
			VEN	BS-5113			
1.8 i Aut.	74/101	04/97->09/00	VEN	BS-5115		SOL	BS-5114 + ABS
			VEN	BS-5115			
1.9 D	50/68	04/97->09/00	VEN	BS-5115			
			VEN	BS-5028	09/00->		
1.9 D	51/70	07/98->03/05	VEN	BS-5113	->08/00		
			VEN	BS-5115	->08/00		
1.9 SD	55/75	01/98->09/00	VEN	BS-5115	+ ABS		
1.9 TD	66/90	04/97->09/00	VEN	BS-5115			
2.0 16V	120/163	04/97->09/00				SOL	BS-5114
2.0 16V	97/132	07/98->09/00	VEN	BS-5113		SOL	BS-5114
2.0 16V	100/136	09/00->03/05	VEN	BS-5024	09/01->	SOL	BS-5114
2.0 HDi 109	80/109	05/01->03/05	VEN	BS-5024	02/02->	SOL	BS-5114
			VEN	BS-5028	09/00->		
2.0 HDi 90	66/90	02/99->03/05	VEN	BS-5113	->08/00	SOL	BS-5114









## XSARA Break [N2]








1.4 HDi	50/68	01/03->08/05	VEN	BS-5028		DRUM	BS-5098
			VEN	BS-5028	09/00->		
1.4 i	55/75	10/97->08/05	VEN	BS-5113	->08/00; + ABS	DRUM	BS-5098
			VEN	BS-5115	->08/00; - ABS		
1.5 D	42/57	10/97->09/00	VEN	BS-5115	+ ABS	DRUM	BS-5098 05/98->; + ABS
			SOL	BS-5117	- ABS		
1.6 16V	80/109	09/00->08/05	VEN	BS-5028		SOL	BS-5114
			VEN	BS-5113	05/98->; + ABS		
1.6 i	65/88	10/97->09/00	VEN	BS-5115	05/98->	DRUM	BS-5098 05/98->; + ABS
			VEN	BS-5115	05/98->		







	kW/HP		Type			Type			
1.8 D	43/58	10/97->09/00	VEN	BS-5113	05/98->; ->05/99; + ABS	DRUM	BS-5098	05/98->; ->05/99; + ABS	
			VEN	BS-5115	05/98->; ->05/99				
1.8 i	66/90	10/97->09/00	VEN	BS-5113		SOL	BS-5114		
						DRUM	BS-5098	05/98->	
1.8 i 16V	81/110	10/97->09/00	VEN	BS-5113	05/98->	SOL	BS-5114	05/98->	
1.8 i Aut.	74/101	10/97->09/00	VEN	BS-5113		SOL	BS-5114		
						DRUM	BS-5098	05/98->	
1.9 D	55/75	01/98->09/00	VEN	BS-5113	05/98->; + ABS	DRUM	BS-5098	05/98->; + ABS	
1.9 D	51/70	07/98->08/05	VEN	BS-5028	09/00->	DRUM	BS-5098		
			VEN	BS-5113	->08/00; + ABS				
			VEN	BS-5115	->08/00				
1.9 D	50/68	10/97->09/00	VEN	BS-5113	05/98->; + ABS	DRUM	BS-5098	05/98->; + ABS	
			VEN	BS-5115	05/98->				
1.9 TD	66/90	10/97->09/00	VEN	BS-5113	+ ABS	SOL	BS-5114		
			VEN	BS-5115	- ABS	DRUM	BS-5098	05/98->; + ABS	
2.0 16V	97/132	07/98->09/00	VEN	BS-5113		SOL	BS-5114		
2.0 16V	100/136	09/00->08/05	VEN	BS-5024	09/01->	SOL	BS-5114		
2.0 HDi 109	80/109	05/01->08/05	VEN	BS-5024	09/01->	SOL	BS-5114		
2.0 HDi 90	66/90	02/99->08/05	VEN	BS-5028	09/00->	SOL	BS-5114		
			VEN	BS-5113	06/99->; ->08/00				
<b>XSARA Coupe (N0) </b>									
1.4 HDi	50/68	01/03->03/05	VEN	BS-5028					
			VEN	BS-5028	09/00->; ->10/04				
1.4 i	55/75	03/98->03/05	VEN	BS-5115	->08/00; + ABS				
			SOL	BS-5117	->08/00				
1.6 16V	80/109	09/00->03/05	VEN	BS-5028	->10/04	SOL	BS-5114	->10/04	
1.6 i	65/88	02/98->09/00	VEN	BS-5115					
1.8 i	66/90	02/98->09/00	VEN	BS-5115					
1.8 i	74/101	02/98->09/00	VEN	BS-5113		SOL	BS-5114	+ ABS	
			VEN	BS-5115					
1.8 i 16V	81/110	02/98->09/00	VEN	BS-5113		SOL	BS-5114		
1.9 D	50/68	02/98->09/00	VEN	BS-5115	+ ABS				
1.9 D	55/75	02/98->05/99	VEN	BS-5115					
			VEN	BS-5028	09/00->				
			VEN	BS-5113	->08/00				
1.9 D	51/70	02/99->03/05	VEN	BS-5115	->08/00				
			VEN	BS-5113	->08/00				
1.9 TD	66/90	02/98->09/00	VEN	BS-5115	+ ABS				
2.0 16V	100/136	09/00->03/05	VEN	BS-5024	09/01->	SOL	BS-5114		

	kW/HP		Type			Type			
2.0 HDi 109	80/109	05/01->03/05	VEN	BS-5024	09/01->	SOL	BS-5114		
2.0 HDi 90	66/90	02/99->03/05	VEN	BS-5028	09/00->	SOL	BS-5114	06/99->	
			VEN	BS-5113	06/99-> ->08/00				
2.0 i 16V	120/163	02/98->03/05	VEN	BS-5024	02/02-> ; ch.9185->	SOL	BS-5114	->10/04	
<b>XSARA PICASSO [N68] </b>									
1.6	65/88	12/99->	VEN	BS-5024	+ ESP; for steel rims; for light alloy rims	SOL	BS-5250	+ ABS	
			VEN	BS-5028	- ESP				
			VEN	BS-5113					DRUM
1.6	70/95	12/99->	VEN	BS-5024	+ ESP; for steel rims; for light alloy rims	SOL	BS-5250	+ ESP	
			VEN	BS-5028	- ESP				
			VEN	BS-5113					DRUM
1.6 16V	80/109	09/05->	VEN	BS-5024	+ ESP; for steel rims; for light alloy rims	SOL	BS-5250		
			VEN	BS-5028	- ESP				
			VEN	BS-5113					DRUM
1.6 HDi	80/109	05/04->	VEN	BS-5024	->12/11	SOL	BS-5250	+ ABS; ->12/11	
			VEN	BS-5028	12/06-> ; ->12/11; orga.#1097778->				
			VEN	BS-5113	->11/06; -> orga.#1097777				DRUM
1.6 HDi	66/90	09/05->	VEN	BS-5024	->12/11	SOL	BS-5250	+ ABS; ->12/11	
			VEN	BS-5028	12/06-> ; orga.#1097778->				
			VEN	BS-5113	->11/06; -> orga.#1097777				DRUM
1.8 16V	85/115	02/00->	VEN	BS-5024	+ ESP; ->08/05	SOL	BS-5250	+ ABS; ->08/05	
			VEN	BS-5028	- ESP; ->08/05				
			VEN	BS-5113	- ESP; ->08/05				DRUM
2.0 16V	100/136	01/03->	VEN	BS-5024	+ ESP; for steel rims; for light alloy rims	SOL	BS-5250		
			VEN	BS-5028	- ESP				
			VEN	BS-5113					DRUM
2.0 HDi	66/90	12/99->	VEN	BS-5024	+ ESP; for light alloy rims	SOL	BS-5250	+ ABS	
			VEN	BS-5028	12/06-> ; orga.#1097778->				
			VEN	BS-5113	->11/06; -> orga.#1097777				DRUM
<b>ZX [N2] </b>									
1.6 i	65/88	03/91->06/97	VEN	BS-5115		SOL	BS-5114		
1.8 D	44/60	06/93->06/97				SOL	BS-5114		
1.8 i	74/101	07/92->06/97	VEN	BS-5115	+ ABS	SOL	BS-5114	+ ABS	
1.8 i 16V	81/110	01/96->06/97	VEN	BS-5115	+ ABS	SOL	BS-5114		
1.9 D	47/64	03/91->06/97				SOL	BS-5114	+ ABS	
1.9 D	50/68	07/93->06/97				SOL	BS-5114		
1.9 i	88/120	03/91->06/97	VEN	BS-5115		SOL	BS-5114	->06/94; + ABS	
1.9 TD	66/90	07/92->06/97	VEN	BS-5115		SOL	BS-5114		

	<b>kW/HP</b>		<b>Type</b>			<b>Type</b>		
2.0 i	89/121	07/92->06/97	VEN	BS-5115		SOL	BS-5114	
2.0 i 16V	120/163	05/96->06/97				SOL	BS-5114	09/96->
2.0 i 16V	110/150	06/94->06/97	VEN	BS-5113		SOL	BS-5114	
2.0 i 16V	112/152	07/92->10/94	VEN	BS-5113		SOL	BS-5114	
<b>ZX Break (N2)</b> 								
1.4 i	55/75	10/93->10/97				DRUM	BS-5098	
						SOL	BS-5114	
1.6 i	65/88	10/93->10/97	VEN	BS-5115		DRUM	BS-5098	07/94->
1.8 D	44/60	10/93->10/97				SOL	BS-5114	
						SOL	BS-5114	
1.8 i	74/101	10/93->10/97	VEN	BS-5115		DRUM	BS-5098	07/94->
1.8 i 16V	81/110	01/96->02/98	VEN	BS-5115		SOL	BS-5114	
						SOL	BS-5114	
1.9 D	50/68	06/94->10/97	VEN	BS-5115		DRUM	BS-5098	
						SOL	BS-5114	
1.9 D	47/64	10/93->10/97	VEN	BS-5115		DRUM	BS-5098	
						SOL	BS-5114	
1.9 TD	66/90	10/93->10/97	VEN	BS-5115		SOL	BS-5114	
<b>DACIA</b>								
<b>1410 Estate</b> 								
1.4	48/65	09/85->12/98	SOL	BS-5105	10/88->			
<b>DOKKER</b> 								
1.2 TCe	85/115	11/12->	VEN	BS-5214				
1.5 dCi	55/75	11/12->	VEN	BS-5214	+ ESP			
1.5 dCi	66/90	11/12->	VEN	BS-5214	+ ESP			
1.6	75/102	04/15->	VEN	BS-5214				
1.6	61/83	11/12->	VEN	BS-5214	+ ESP			
1.6 LPG	75/102	04/15->	VEN	BS-5214				
1.6 LPG	61/83	11/13->	VEN	BS-5214	+ ESP			
<b>DOKKER Express</b> 								
1.2 TCe 115	85/116	07/15->	VEN	BS-5214				
1.2 TCe 115	84/114	12/12->	VEN	BS-5214				
1.5 dCi	55/75	12/12->	VEN	BS-5214	+ ESP			
1.5 dCi	66/90	12/12->	VEN	BS-5214	+ ESP			
1.6	75/102	04/15->	VEN	BS-5214				
1.6	61/83	12/12->	VEN	BS-5214	+ ESP			
1.6 LPG	75/102	04/15->	VEN	BS-5214				
1.6 LPG	61/83	11/13->	VEN	BS-5214	+ ESP			
<b>DUSTER</b> 								
1.2 TCe 125	92/125	10/13->	VEN	BS-5001				

	kW/HP		Type			Type			
1.2 TCe 125 4x4	92/125	06/15->	VEN	BS-5001					
1.5 dCi	63/86	04/10->	VEN	BS-5001	+ ABS				
			VEN	BS-5594	- ABS				
1.5 dCi	79/107	06/10->	VEN	BS-5001	+ ABS				
			VEN	BS-5594	- ABS				
1.5 dCi	80/109	08/13->	VEN	BS-5001	+ ABS				
			VEN	BS-5594	- ABS				
1.5 dCi	66/90	10/10->	VEN	BS-5001	+ ABS				
			VEN	BS-5594	- ABS				
1.5 dCi 4x4	80/109	08/13->	VEN	BS-5001					
1.5 dCi 4x4	66/90	10/10->	VEN	BS-5001					
1.5 dCi 4x4	81/110	10/10->	VEN	BS-5001	+ ESP				
			VEN	BS-5594	- ESP				
1.6 16V	77/105	04/10->	VEN	BS-5001	+ ESP				
			VEN	BS-5594	- ESP				
1.6 16V 4x4	77/105	06/10->	VEN	BS-5001	+ ESP				
			VEN	BS-5594	- ESP				
1.6 16V Hi-Flex	77/105	08/10->	VEN	BS-5001	+ ESP				
			VEN	BS-5594	- ESP				
1.6 16V LPG	77/105	04/11->	VEN	BS-5001	+ ESP				
			VEN	BS-5594	- ESP				
1.6 SCe 115	84/115	06/15->	VEN	BS-5001					
1.6 SCe 115 4x4	84/115	06/15->	VEN	BS-5001					
1.6 SCe 115 LPG	84/115	06/15->	VEN	BS-5001					
<b>DUSTER Box</b> 									
1.5 dCi	66/90	04/11->	VEN	BS-5001	+ ABS				
			VEN	BS-5594	- ABS				
1.5 dCi	80/109	04/13->	VEN	BS-5594					
1.5 dCi 4x4	66/90	04/11->	VEN	BS-5001					
1.5 dCi 4x4	80/109	04/13->	VEN	BS-5001					
1.6 16V 4x4	77/105	04/11->	VEN	BS-5001	+ ESP				
			VEN	BS-5594	- ESP				
1.6 16V Hi-Flex	77/105	04/11->	VEN	BS-5001	+ ESP				
			VEN	BS-5594	- ESP				
<b>LODGY</b> 									
1.2 TCe	85/115	03/12->	VEN	BS-5214					
1.5 dCi	79/107	01/13->	VEN	BS-5214					
1.5 dCi	66/90	03/12->	VEN	BS-5214	- ESP				
1.5 dCi	80/109	06/15->	VEN	BS-5214	MD Lodgy Stepway				

	<b>kW/HP</b>		<b>Type</b>			<b>Type</b>			
1.6	61/83	03/12->	VEN	BS-5214	- ESP				
1.6 LPG	75/102	04/15->	VEN	BS-5214					
1.6 LPG	61/83	11/13->	VEN	BS-5214	- ESP				
1.6 SCe 115	75/102	06/15->	VEN	BS-5214					
<b>LOGAN [LS_] </b>									
			SOL	BS-5105	06/09->; - ABS				
1.2 16V	55/75	02/06->	VEN	BS-5107	06/09->				
			SOL	BS-5179	06/09->; + ABS				
			SOL	BS-5105					
1.2 16V LPG	55/75	02/06->	VEN	BS-5107					
			SOL	BS-5179					
			SOL	BS-5105					
1.4 (LSOA, LSOC, LSOE, LSOG)	55/75	09/04->	VEN	BS-5107					
			SOL	BS-5179					
			SOL	BS-5105	- ABS	DRUM	BS-5090		
1.4 MPI LPG (LSOC)	55/75	02/06->	VEN	BS-5107		DRUM	BS-5124	- ABS	
			SOL	BS-5179	+ ABS	DRUM	BS-5518	+ ABS	
			SOL	BS-5105					
1.5 dCi (LS04)	65/88	05/10->	VEN	BS-5107					
			SOL	BS-5179					
			SOL	BS-5105					
1.5 dCi (LS04)	55/75	05/10->	VEN	BS-5107					
			SOL	BS-5179					
			SOL	BS-5105	- ABS	DRUM	BS-5090		
1.5 dCi (LS0J, LS0Y)	48/65	09/05->	VEN	BS-5107					
			SOL	BS-5179	+ ABS	DRUM	BS-5124	+ ABS	
			SOL	BS-5105	- ABS	DRUM	BS-5085	- ABS	
						DRUM	BS-5090	+ ABS	
1.5 dCi (LS0K)	50/68	01/06->	VEN	BS-5107		DRUM	BS-5124	+ ABS	
			SOL	BS-5179	+ ABS	DRUM	BS-5518	+ ABS	
			SOL	BS-5105	- ABS	DRUM	BS-5090	+ ABS	
1.5 dCi (LS0W)	63/86	09/07->	VEN	BS-5107		DRUM	BS-5124	+ ABS	
			SOL	BS-5179	+ ABS				
			SOL	BS-5105	- ABS	DRUM	BS-5090	+ ABS	
1.6 (LSOB, LSOD, LSOF, LSOH)	64/87	09/04->	VEN	BS-5107					
			SOL	BS-5179		DRUM	BS-5124	+ ABS	

	kW/HP		Type			Type		
1.6 16V (LS0M)	77/105	02/06->	SOL	BS-5105	- ABS	DRUM	BS-5090	
			VEN	BS-5107				
			SOL	BS-5179	+ ABS	DRUM	BS-5124	
			VEN	BS-5231				
1.6 16V Flexifuel	77/105	07/10->	SOL	BS-5105				
			VEN	BS-5107				
			SOL	BS-5179				
1.6 Bifuel	62/84	05/10->	SOL	BS-5105	- ABS	DRUM	BS-5090	+ ABS
			VEN	BS-5107		DRUM	BS-5124	- ABS
			SOL	BS-5179	+ ABS	DRUM	BS-5518	+ ABS
1.6 MPI 85	62/84	05/10->	SOL	BS-5105		DRUM	BS-5090	+ ABS
			VEN	BS-5107				
			SOL	BS-5179		DRUM	BS-5124	+ ABS

### LOGAN EXPRESS (FS\_)

1.4	55/75	03/09->	SOL	BS-5105	- ABS	DRUM	BS-5085	- ABS	
						DRUM	BS-5090	+ ABS	
			SOL	BS-5179	+ ABS		DRUM	BS-5124	+ ABS
			VEN	BS-5231		DRUM	BS-5518	+ ABS	
1.5 dCi	55/75	05/10->	VEN	BS-5231					
1.5 dCi	65/88	05/10->	VEN	BS-5231					
1.5 dCi (FS0K)	50/68	03/09->	VEN	BS-5107					
			VEN	BS-5231					
1.5 dCi (FS0W)	63/86	03/09->	VEN	BS-5231					
1.6	64/87	03/09->	SOL	BS-5105	- ABS	DRUM	BS-5085	- ABS	
						DRUM	BS-5090	+ ABS	
			SOL	BS-5179	+ ABS		DRUM	BS-5124	+ ABS
			VEN	BS-5231		DRUM	BS-5518	+ ABS	
1.6 MPI 85	62/84	05/10->	VEN	BS-5231					

### LOGAN II

1.2	54/73	05/15->	SOL	BS-5179			
1.2	55/75	10/12->	VEN	BS-5890			
1.2 LPG	55/75	10/12->	VEN	BS-5890			
1.5 dCi	63/84	01/13->	VEN	BS-5890			
1.5 dCi	55/75	10/12->	VEN	BS-5890			
1.5 dCi	66/90	10/12->	VEN	BS-5890			
1.6 16V	77/105	01/13->	VEN	BS-5890			
TCe 90	66/90	10/12->	VEN	BS-5890			



kW/HP



Type



Type



## LOGAN MCV (KS\_)

			SOL	BS-5105	- ABS		DRUM	BS-5085	- ABS
1.4	55/75	02/07->	SOL	BS-5179	+ ABS		DRUM	BS-5090	+ ABS
			VEN	BS-5231			DRUM	BS-5124	+ ABS
							DRUM	BS-5518	+ ABS
1.5 dCi (KS04)	55/75	05/10->	VEN	BS-5107					
1.5 dCi (KS04)	65/88	05/10->	VEN	BS-5107					
1.5 dCi (KS0K)	50/68	02/07->	VEN	BS-5107	- ABS		DRUM	BS-5085	- ABS
			VEN	BS-5231	+ ABS				
1.5 dCi (KS0W)	63/86	09/07->	VEN	BS-5107	12/08->				
			VEN	BS-5231	->11/08				
1.6	64/87	02/07->	SOL	BS-5105	- ABS		DRUM	BS-5085	- ABS
			SOL	BS-5179	+ ABS		DRUM	BS-5090	+ ABS
			VEN	BS-5231			DRUM	BS-5518	+ ABS
1.6 16V	77/105	02/07->	VEN	BS-5231			DRUM	BS-5085	- ABS
							DRUM	BS-5090	+ ABS
							DRUM	BS-5518	+ ABS
1.6 16V Hi-Flex	77/105	11/09->	VEN	BS-5231					
1.6 Bifuel	64/87	11/08->	VEN	BS-5231					
1.6 MPI 85	62/84	05/10->	VEN	BS-5107					
			VEN	BS-5231					

## LOGAN MCV II

1.2	55/75	02/13->	VEN	BS-5890					
1.2	54/73	05/15->	VEN	BS-5890					
1.2 LPG	55/75	02/13->	VEN	BS-5890					
1.5 dCi	55/75	02/13->	VEN	BS-5890					
1.5 dCi	66/90	02/13->	VEN	BS-5890					
1.5 dCi	63/84	02/13->	VEN	BS-5890					
TCe 90	66/90	02/13->	VEN	BS-5890					
TCe 90 LPG	66/90	09/15->	VEN	BS-5890					

## LOGAN Pickup (US\_)

1.5 dCi	55/75	05/10->	VEN	BS-5231					
1.5 dCi	65/88	05/10->	VEN	BS-5231					
1.5 dCi (US0K)	50/68	03/08->	VEN	BS-5231					
1.5 dCi (US0W)	63/86	03/08->	VEN	BS-5231					
1.6	64/87	03/08->	VEN	BS-5231					
1.6 Bifuel	62/84	05/10->	VEN	BS-5231					
1.6 MPI 85	62/84	05/10->	VEN	BS-5231					





kW/HP



Type



Type









## SANDERO

			SOL	BS-5105	
1.2 16V	55/75	11/08->	VEN	BS-5107	
			SOL	BS-5179	
1.2 16V LPG	55/75	11/08->	SOL	BS-5105	
			VEN	BS-5107	
			SOL	BS-5179	
1.4	55/75	06/08->	SOL	BS-5105	- ABS
			VEN	BS-5107	+ ABS
			SOL	BS-5179	+ ABS
1.4 MPI LPG	53/72	01/09->	SOL	BS-5105	- ABS
			SOL	BS-5179	+ ABS
1.5 dCi	55/75	05/10->	SOL	BS-5105	
			VEN	BS-5107	
			SOL	BS-5179	
1.5 dCi	65/88	05/10->	SOL	BS-5105	
			VEN	BS-5107	
			SOL	BS-5179	
1.5 dCi	50/68	11/08->	SOL	BS-5105	
			VEN	BS-5107	
			SOL	BS-5179	
1.5 dCi	63/86	11/08->	SOL	BS-5105	
			VEN	BS-5107	
			SOL	BS-5179	
1.6	64/87	06/08->	SOL	BS-5105	
			VEN	BS-5107	
			SOL	BS-5179	
1.6 16V	77/105	07/11->	SOL	BS-5105	
			VEN	BS-5107	
			SOL	BS-5179	
1.6 MPI 85	62/84	05/10->	SOL	BS-5105	01/11->
			VEN	BS-5107	01/11->
			SOL	BS-5179	01/11->

## SANDERO II

1.2	54/73	05/15->	SOL	BS-5179	
1.2	55/75	10/12->	SOL	BS-5179	

	kW/HP		Type			Type		
			SOL	BS-5105				
1.2 LPG	55/75	10/12->	VEN	BS-5107				
			SOL	BS-5179				
1.5 dCi	55/75	10/12->	VEN	BS-5890				
			VEN	BS-5107				
1.5 dCi	66/90	10/12->	SOL	BS-5179				
			VEN	BS-5890				
TCe 90	66/90	10/12->	VEN	BS-5890				

## DAEWOO

### CIELO

1.5	66/90	06/94->07/98	VEN	BS-5035		DRUM	BS-5053
-----	-------	--------------	-----	---------	--	------	---------

### CIELO (KLETN)

1.5	52/71	02/95->08/97	VEN	BS-5034		DRUM	BS-5053
-----	-------	--------------	-----	---------	--	------	---------

1.5	55/75	02/95->08/97	SOL	BS-5033			
			VEN	BS-5034		DRUM	BS-5053

1.5	44/60	08/96->08/97	VEN	BS-5034		DRUM	BS-5053
-----	-------	--------------	-----	---------	--	------	---------

1.5 16V	66/90	02/95->08/97	VEN	BS-5035		DRUM	BS-5053
---------	-------	--------------	-----	---------	--	------	---------

### CIELO Saloon (KLETN)

1.5	52/71	02/95->08/97	VEN	BS-5034		DRUM	BS-5053
-----	-------	--------------	-----	---------	--	------	---------

1.5	55/75	02/95->08/97	VEN	BS-5034		DRUM	BS-5053
-----	-------	--------------	-----	---------	--	------	---------

1.5	44/60	08/96->08/97	VEN	BS-5034		DRUM	BS-5053
-----	-------	--------------	-----	---------	--	------	---------

1.5 16V	66/90	02/95->08/97	VEN	BS-5035		DRUM	BS-5053
---------	-------	--------------	-----	---------	--	------	---------

### ESPERO (KLEJ)

1.5 16V	66/90	02/95->06/99	VEN	BS-5035		DRUM	BS-5412
---------	-------	--------------	-----	---------	--	------	---------

1.5 16V	65/88	10/93->09/94	VEN	BS-5035		DRUM	BS-5053
---------	-------	--------------	-----	---------	--	------	---------

1.8	66/90	02/95->09/99	VEN	BS-5035		DRUM	BS-5412
-----	-------	--------------	-----	---------	--	------	---------

1.8	70/95	02/95->06/99	VEN	BS-5035		DRUM	BS-5412
-----	-------	--------------	-----	---------	--	------	---------

2.0	77/105	02/95->06/99	VEN	BS-5035		DRUM	BS-5053 AU
						DRUM	BS-5412

2.0	74/101	10/91->09/93	VEN	BS-5035			
-----	--------	--------------	-----	---------	--	--	--

### EVANDA (KLAL)

2.0	96/131	08/02->				SOL	BS-5897
-----	--------	---------	--	--	--	-----	---------














### GENTRA Saloon















1.5	79/107	06/13->				SOL	BS-5405
-----	--------	---------	--	--	--	-----	---------

















### KALOS (KLAS)

1.2	53/72	04/03->	VEN	BS-5395		DRUM	BS-5527 + ABS
						DRUM	BS-5568

1.4	61/83	09/02->	VEN	BS-5395		DRUM	BS-5527 + ABS
						DRUM	BS-5568

	<b>kw/HP</b>		<b>Type</b>			<b>Type</b>		
1.4 16V	69/94	04/03->	VEN	BS-5395		DRUM	BS-5527	+ ABS
						DRUM	BS-5568	
<b>KALOS Saloon (KLAS)</b> 								
1.4	69/94	05/03->12/04	VEN	BS-5395		DRUM	BS-5568	
1.4	61/83	11/02->12/04	VEN	BS-5395		DRUM	BS-5568	
<b>KONDOR (KLAU)</b> 								
2.0	85/116	06/97->12/02	VEN	BS-5707		SOL	BS-5865	
2.0 16V	98/133	06/97->12/02	VEN	BS-5707		SOL	BS-5865	
2.0 16V	93/126	07/00->04/04	VEN	BS-5707		SOL	BS-5865	
2.2 16V	100/136	04/99->12/02	VEN	BS-5707		SOL	BS-5865	
<b>KORANDO (KJ)</b> 								
2.3	105/143	01/99->				SOL	BS-5255	->05/05
2.3	103/140	01/99->02/01				SOL	BS-5255	
2.9 D	72/98	01/99->				SOL	BS-5255	->05/05
2.9 TD	88/120	01/99->				SOL	BS-5255	
3.2 4x4	156/212	01/99->				SOL	BS-5255	->05/05
<b>KORANDO Cabrio (KJ)</b> 								
2.0 16V	94/128	02/99->				SOL	BS-5255	->10/02
2.3	105/143	02/99->				SOL	BS-5255	->05/05
2.9 D	72/98	02/99->				SOL	BS-5255	->05/05
2.9 TD	88/120	02/99->				SOL	BS-5255	
<b>LACETTI Hatchback (KLAN)</b> 								
1.4	70/95	02/04->	VEN	BS-5399		SOL	BS-5405	
1.6	80/109	02/04->	VEN	BS-5399		SOL	BS-5405	
1.8	90/122	02/04->	VEN	BS-5399		SOL	BS-5405	
<b>LANOS / SENS (KLAT)</b> 								
1.4	55/75	05/97->	VEN	BS-5034		DRUM	BS-5053	+ ABS
						DRUM	BS-5412	- ABS
1.5	63/86	05/97->	VEN	BS-5034	->05/05; + ABS	DRUM	BS-5053	->05/05; + ABS
						DRUM	BS-5412	->05/05
1.6 16V	78/106	05/97->	VEN	BS-5035		DRUM	BS-5053	+ ABS
						DRUM	BS-5412	- ABS
<b>Lanos / Sens Saloon (KLAT)</b> 								
1.4 Lanos / Sens	55/75	05/97->	VEN	BS-5034		DRUM	BS-5053	+ ABS
						DRUM	BS-5412	- ABS
1.5	63/86	05/97->	VEN	BS-5034	->10/01	DRUM	BS-5053	+ ABS; ->10/01
						DRUM	BS-5412	- ABS; ->10/01
1.6 16V	78/106	05/97->	VEN	BS-5035		DRUM	BS-5053	+ ABS
						DRUM	BS-5412	- ABS

	<b>kW/HP</b>		<b>Type</b>			<b>Type</b>		
<b>LEMANS</b> 								
1.5	65/88	09/90->07/95				DRUM	BS-5053	
1.6	55/75	09/90->07/95				DRUM	BS-5053	
2.0 GSE	72/98	09/90->07/93				DRUM	BS-5053	
<b>MATIZ (KLYA)</b> 								
0.8	38/52	09/98->	SOL	BS-5310	->12/04; rec. add. repairs wheel bearing	DRUM	BS-5185	
1.0	47/64	01/03->	SOL	BS-5310	rec. add. repairs wheel bearing	DRUM	BS-5185	
<b>MUSSO (FJ)</b> 								
2.2 TD	74/101	09/99->				SOL	BS-5255	->02/00
2.3	103/140	01/99->				SOL	BS-5255	
2.9 D 4x4	73/99	01/99->09/99				SOL	BS-5255	
2.9 TD 4x4	88/120	01/99->				SOL	BS-5255	
3.2 4x4	162/220	01/99->				SOL	BS-5255	
<b>NUBIRA Saloon (KLAJ)</b> 								
1.6 16V	78/106	05/97->				DRUM	BS-5053	->08/03
1.6 16V	76/103	07/00->				DRUM	BS-5053	->08/03
2.0 16V	98/133	05/97->				DRUM	BS-5053	AU
2.0 16V	93/126	12/00->	VEN	BS-5399	01/03->	SOL	BS-5405	01/03->
						DRUM	BS-5053	08/02->; ->12/02; - ABS
<b>NUBIRA Saloon (KLAN)</b> 								
1.6	80/109	07/03->	VEN	BS-5399		SOL	BS-5405	
1.8	90/122	07/03->	VEN	BS-5399		SOL	BS-5405	
<b>NUBIRA Wagon (KLAN)</b> 								
1.6	80/109	07/03->	VEN	BS-5399		SOL	BS-5405	
1.8	90/122	07/03->	VEN	BS-5399		SOL	BS-5405	
<b>ORION (KLAJ)</b> 								
1.6 16V	78/106	05/97->				DRUM	BS-5053	->08/03
2.0 16V	98/133	05/97->				DRUM	BS-5053	
2.0 CDX	93/126	08/02->07/03	VEN	BS-5399	01/03->	SOL	BS-5405	01/03->
						DRUM	BS-5053	->12/02; - ABS
<b>ORION Estate (KLAJ)</b> 								
1.6 16V	78/106	05/97->	VEN	BS-5035	MD Orion	DRUM	BS-5053	+ ABS
						DRUM	BS-5412	- ABS; MD Orion
1.6 16V	66/90	06/97->				DRUM	BS-5053	->05/99
1.6 16V	76/103	12/00->				DRUM	BS-5053	->08/03
						DRUM	BS-5053	
2.0 16V	98/133	05/97->				DRUM	BS-5412	- ABS; MD Orion
						SOL	BS-5405	01/03->; + ABS
2.0 16V	93/126	12/00->	VEN	BS-5399	01/03->	DRUM	BS-5053	08/02->; ->12/02; - ABS

	<b>kw/HP</b>		<b>Type</b>			<b>Type</b>		
<b>PRINCE (J19)</b> 								
1.8	76/103	08/93->08/98	VEN	BS-5035		DRUM	BS-5412	
<b>REXTON (GAB_)</b> 								
2.9 TD	88/120	04/02->	VEN	BS-5720	- ABS; 01/04->	SOL	BS-5255	
3.2 V6	162/220	04/02->	VEN	BS-5720	- ABS; 01/04->	SOL	BS-5255	
<b>REZZO (KLAU)</b> 								
1.6	77/105	09/00->				DRUM	BS-5581	
1.8	74/101	09/00->				DRUM	BS-5581	
1.8	72/98	09/00->				DRUM	BS-5581	
1.8	67/91	09/00->				DRUM	BS-5581	
2.0	94/128	09/00->				DRUM	BS-5581	
2.0	89/121	09/01->				DRUM	BS-5581	
<b>DAIHATSU</b>								
<b>CHARADE</b> 								
1.33 16V	73/99	05/11->	VEN	BS-5507				
<b>CHARADE (L2_)</b> 								
1.0 (L251S)	43/58	03/03->	VEN	BS-5725	Ø wheel 13` in; ->03/06			
<b>CHARADE II (G11, G30)</b> 								
1.0 (G11)	38/52	10/83->03/87	SOL	BS-5685				
1.0 D (G30)	27/37	10/83->03/87	SOL	BS-5685	02/87->			
1.0 TD (G30)	34/46	02/85->03/87	SOL	BS-5685	02/87->			
1.0 Turbo (G11)	50/68	10/83->03/87	SOL	BS-5685				
<b>CHARADE III (G100, G101, G102)</b> 								
1.0 (G100)	38/52	03/87->12/92	SOL	BS-5685	->10/90; AT; MT			
1.0 (G100)	41/56	04/89->12/92	SOL	BS-5685	->10/91			
1.0 (G100)	40/54	11/90->12/92	SOL	BS-5685	->10/91			
1.0 D (G101)	27/37	03/87->12/92	SOL	BS-5685	->10/90			
1.0 TD (G101)	35/48	03/87->12/92	SOL	BS-5685	->10/90			
1.0 Turbo (G100)	50/68	03/87->10/90	SOL	BS-5685				
1.3 i (G102)	66/90	06/88->12/92	SOL	BS-5685	->10/90			
<b>CHARADE IV (G200, G202)</b> 								
1.3	44/60	09/96->11/99	SOL	BS-5685				
1.3 16V	55/75	05/96->11/99	SOL	BS-5685	+ ABS			
1.3 i 16V	62/84	01/93->09/00	SOL	BS-5685	->08/96; + ABS			
<b>CUORE VI (L251, L250_, L260_)</b> 								
1.0	43/58	05/03->	VEN	BS-5725	Ø wheel 13` in			
			VEN	BS-5829	Ø wheel 13 in			
<b>CUORE VII (L275_, L285_)</b> 								
1.0	51/70	04/07->	VEN	BS-5725	Ø wheel 13` in			
			VEN	BS-5829	Ø wheel 13 in			



kW/HP



Type



Type



## MOVE (L6\_, L9\_)

1.0 i	41/55	10/98->09/02	VEN	BS-5725
-------	-------	--------------	-----	---------

## SIRION (M1)

1.0 i	43/58	09/00->01/05	VEN	BS-5725
1.0 i (M100)	41/56	04/98->09/00	VEN	BS-5725
1.0 i 4WD	41/56	04/99->09/00	VEN	BS-5725
1.0 i 4WD	43/58	09/00->01/05	VEN	BS-5725
1.3 Sport	75/102	08/00->01/05	VEN	BS-5725
1.3 Sport 4WD	75/102	08/00->03/05	VEN	BS-5725

## SIRION (M3\_)

1.0	51/70	01/05->	VEN	BS-5725	Ø wheel 13` in
			VEN	BS-5829	OE 43512-B1050
1.3	64/87	01/05->	VEN	BS-5829	OE 43512-B1050
1.3	67/91	03/08->	VEN	BS-5829	OE 43512-B1050
1.3 4WD	67/91	03/08->	VEN	BS-5829	OE 43512-B1050
1.3 4WD	64/87	04/05->	VEN	BS-5725	->12/06
			VEN	BS-5829	OE 43512-B1050
1.5	76/103	03/08->	VEN	BS-5829	OE 43512-B1050

## TERIOS (J2\_)

1.5 4x4	77/105	05/06->	VEN	BS-5735
1.5 WT-i	77/105	11/05->	VEN	BS-5735

## TREVIS

1.0	43/58	06/06->	VEN	BS-5725	Ø wheel 13` in
			VEN	BS-5829	Ø wheel 13 in

## YRV (M2)

1.0	43/58	02/01->	VEN	BS-5725
1.3	64/87	02/01->	VEN	BS-5725
1.3 4WD	64/87	02/01->	VEN	BS-5725










## DODGE












## AVENGER

2.0	115/156	06/07->	VEN	BS-5023	SOL	BS-5617	+ ABS
2.0 CRD	103/140	06/07->	VEN	BS-5023	SOL	BS-5617	+ ABS
2.4	125/170	06/07->	VEN	BS-5023	SOL	BS-5617	+ ABS
2.4	129/175	06/07->	VEN	BS-5023	SOL	BS-5617	+ ABS
2.7	137/186	06/07->	VEN	BS-5023	SOL	BS-5617	+ ABS
2.7 Flex-Fuel	139/189	06/07->			SOL	BS-5617	











## AVENGER Coupe (US)





2.5	122/166	09/94->12/00			SOL	BS-5240
-----	---------	--------------	--	--	-----	---------










		kw/HP		Type			Type		
<b>CALIBER</b> 									
1.8	110/150	06/06->	VEN	BS-5023	for ind. equipment ID BR1; for ind. equipment ID BRF; for ind. equipment ID BRJ	SOL	BS-5435	for ind. equipment ID BR1	
			VEN	BS-5136	for ind. equipment ID BRA; for ind. equipment ID BRK	SOL	BS-5617	for ind. equipment ID BRF	
2.0	115/156	06/06->	VEN	BS-5023	for ind. equipment ID BR1; for ind. equipment ID BRF; for ind. equipment ID BRJ	SOL	BS-5435	for ind. equipment ID BR1	
			VEN	BS-5136	for ind. equipment ID BRA; for ind. equipment ID BRK	SOL	BS-5617	for ind. equipment ID BRF	
2.0 CRD	103/140	06/06->	VEN	BS-5023	for ind. equipment ID BR1; for ind. equipment ID BRF; for ind. equipment ID BRJ	SOL	BS-5435	for ind. equipment ID BR1	
			VEN	BS-5136	for ind. equipment ID BRA; for ind. equipment ID BRK	SOL	BS-5617	for ind. equipment ID BRF	
2.2 CRD	120/163	07/10->	VEN	BS-5023	for ind. equipment ID BR1; for ind. equipment ID BRF; for ind. equipment ID BRJ	SOL	BS-5435	for ind. equipment ID BR1	
			VEN	BS-5136	for ind. equipment ID BRA; for ind. equipment ID BRK	SOL	BS-5617	for ind. equipment ID BRF	
2.4	125/170	10/06->	VEN	BS-5023	for ind. equipment ID BR1; for ind. equipment ID BRF; for ind. equipment ID BRJ	SOL	BS-5435	for ind. equipment ID BR1	
			VEN	BS-5136	for ind. equipment ID BRA; for ind. equipment ID BRK	SOL	BS-5617	for ind. equipment ID BRF	
2.4 AWD	125/170	10/06->	VEN	BS-5023	for ind. equipment ID BR1; for ind. equipment ID BRF; for ind. equipment ID BRJ	SOL	BS-5435	for ind. equipment ID BR1	
			VEN	BS-5136	for ind. equipment ID BRA; for ind. equipment ID BRK	SOL	BS-5617	for ind. equipment ID BRF	
2.4 Turbo	217/295	12/07->	VEN	BS-5023	for ind. equipment ID BR1; for ind. equipment ID BRF; for ind. equipment ID BRJ	SOL	BS-5435	for ind. equipment ID BR1	
			VEN	BS-5136	for ind. equipment ID BRA; for ind. equipment ID BRK	SOL	BS-5617	for ind. equipment ID BRF	
<b>CARAVAN</b> 									
2.0 i	98/133	01/95->03/01	VEN	BS-5503		DRUM	BS-5484	10/96->	
2.4 i	111/151	01/95->03/01				DRUM	BS-5484	10/95->; ->11/00; Ø wheel 15` in	
2.5 TD	85/116	01/95->03/01	VEN	BS-5503		DRUM	BS-5484	10/95->	
3.0	112/152	01/95->03/01	VEN	BS-5503		DRUM	BS-5484		
3.3 i	116/158	01/95->03/01	VEN	BS-5503		DRUM	BS-5484	10/95->	
3.8 i	122/166	01/95->03/01	VEN	BS-5503		DRUM	BS-5484	10/95->	
3.8 i	131/178	01/95->03/01	VEN	BS-5503		DRUM	BS-5484	10/95->	
						DRUM	BS-5535		
3.8 i AWD	122/166	01/95->03/01	VEN	BS-5503		DRUM	BS-5484	10/95->	
3.8 i AWD	131/178	01/95->03/01	VEN	BS-5503		DRUM	BS-5484	10/95->	
<b>CARAVAN (RG_)</b> 									
2.4	111/151	02/00->12/07	VEN	BS-5219	->11/00; Ø wheel 14` in	DRUM	BS-5484	->11/00; Ø wheel 15` in	
			VEN	BS-5503					
3.3	128/174	02/00->12/07	VEN	BS-5221	04/01->; ->09/06; - ABS	SOL	BS-5654	04/01->	
			VEN	BS-5503					
3.3 AWD	128/174	02/00->12/07	VEN	BS-5221	04/01->; ->09/06; - ABS	SOL	BS-5654	04/01->	
			VEN	BS-5503					
3.8	160/218	02/00->12/07	VEN	BS-5221	04/01->; ->09/06; - ABS	SOL	BS-5654	04/01->; ->09/06	
3.8 AWD	160/218	02/00->12/07	VEN	BS-5221	04/01->; ->09/06; - ABS	SOL	BS-5654	04/01->; ->09/06	
3.8 Turbo AWD	153/208	04/01->12/07	VEN	BS-5221	->09/06; - ABS	SOL	BS-5654	->09/06	
<b>JOURNEY</b> 									
2.0 CRD	103/140	06/08->	VEN	BS-5505	+ ABS	SOL	BS-5492		

	kW/HP		Type			Type		
2.4	125/170	01/09->	VEN	BS-5505 + ABS		SOL	BS-5492	
2.4 ECO+	125/170	03/09->	VEN	BS-5505 + ABS		SOL	BS-5492	
2.7	136/185	01/09->	VEN	BS-5505 + ABS		SOL	BS-5492	
<b>NEON</b> 								
2.0 16V	109/148	04/96->08/99	VEN	BS-5758				
2.0 16V	112/152	04/96->08/99	VEN	BS-5758				
2.0 16V	98/133	05/94->08/99	VEN	BS-5758				
2.0 16V	107/145	06/94->08/99	VEN	BS-5758 ->09/96				
<b>NEON II</b> 								
2.0 16V	98/133	08/99->	VEN	BS-5758		SOL	BS-5805	
2.0 16V	112/152	08/99->	VEN	BS-5758 10/99->; ->10/04		SOL	BS-5805	
<b>NITRO</b> 								
2.8 CRD	130/177	06/07->12/12	VEN	BS-5760 - H/D		SOL	BS-5905	
			VEN	BS-5881 + H/D				
2.8 CRD 4WD	130/177	06/07->12/12	VEN	BS-5760 - H/D		SOL	BS-5905	
			VEN	BS-5881 + H/D				
3.7	157/214	09/06->12/12	VEN	BS-5760 - H/D				
			VEN	BS-5881 + H/D				
3.7 4WD	157/214	09/06->12/12	VEN	BS-5760 - H/D				
			VEN	BS-5881 + H/D				
3.7 V6	154/210	06/07->12/12	VEN	BS-5760 - H/D				
			VEN	BS-5881 + H/D				
3.7 V6 4WD	151/205	06/07->12/12	VEN	BS-5760 - H/D		SOL	BS-5905	
			VEN	BS-5881 + H/D				
4.0 4WD	191/260	09/06->12/07	VEN	BS-5760 - H/D				
			VEN	BS-5881 + H/D				
<b>STRATUS</b> 								
2.4 16 V	103/140	12/95->04/01				SOL	BS-5240	
2.4 16V	112/152	12/95->04/01				SOL	BS-5240	
2.5 V6	125/170	12/95->04/01				SOL	BS-5240	
<b>FIAT</b>								
<b>500 (312)</b> 								
0.9	63/86	07/10->				SOL	BS-5007	for steel rims
						DRUM	BS-5481	
0.9	48/65	09/12->				DRUM	BS-5481	
0.9	77/105	10/13->	VEN	BS-5086		SOL	BS-5007	
0.9	44/60	12/13->				DRUM	BS-5481	
0.9	59/80	12/13->				DRUM	BS-5481	



	kw/HP		Type			Type		
1.2	51/69	10/07->				SOL	BS-5007	
						DRUM	BS-5481	
1.2 LPG	51/69	12/10->				SOL	BS-5007	
						DRUM	BS-5481	
1.3 D Multijet	55/75	10/07->				SOL	BS-5007	for light alloy rims; MD 414
						DRUM	BS-5481	
1.3 D Multijet	70/95	12/09->	VEN	BS-5086		SOL	BS-5007	
						DRUM	BS-5481	
1.4	74/100	10/07->	VEN	BS-5086		SOL	BS-5007	
<b>500 C (312)</b> 								
0.9	63/86	09/09->				DRUM	BS-5481	
0.9	48/65	09/12->				DRUM	BS-5481	
0.9	77/105	12/13->	VEN	BS-5086		SOL	BS-5007	
0.9	59/80	12/13->				DRUM	BS-5481	
1.2	51/69	09/09->				DRUM	BS-5481	
1.3 D Multijet	55/75	09/09->				DRUM	BS-5481	
1.3 D Multijet	70/95	09/09->	VEN	BS-5086	for steel rims; MD 420; MD 421; MD 431; MD 432; MD 433; MD 435; MD 439; MD 5D9; MD 5EQ; MD 4WQ; for light alloy rims	SOL	BS-5007	
						DRUM	BS-5481	
1.4	74/100	09/09->	VEN	BS-5086	for steel rims; MD 420; MD 421; MD 431; MD 432; MD 433; MD 435; MD 439; MD 4WQ; MD 5EQ; MD 5D9; for light alloy rims	SOL	BS-5007	
<b>BARCETTA (183)</b> 								
1.8 16V	96/130	04/95->05/05	VEN	BS-5008		SOL	BS-5007	
<b>BRAVA (182)</b> 								
1.2 16V 80	59/80	10/00->10/01	SOL	BS-5010		DRUM	BS-5481	- ABS
1.2 16V 80	60/82	12/98->12/02	SOL	BS-5010		DRUM	BS-5481	- ABS
1.4 (182.BG)	55/75	10/95->10/01	SOL	BS-5010		DRUM	BS-5481	
1.4 12 V (182.BA)	59/80	10/95->08/98	SOL	BS-5010		DRUM	BS-5481	
1.6 16V (182.BB)	76/103	02/96->10/01	VEN	BS-5008	09/98->; AT			
			SOL	BS-5010	MT			
1.6 16V (182.BH)	66/90	10/95->10/01	SOL	BS-5010				
1.8 GT 16V (182.BC)	83/113	10/95->10/01	VEN	BS-5008	->08/00			
1.9 D	48/65	10/95->10/01	SOL	BS-5010	->05/97	DRUM	BS-5481	->05/97
1.9 JTD	74/100	09/00->10/01	VEN	BS-5008				
1.9 JTD 105	77/105	12/98->10/01	VEN	BS-5008	->08/00			
1.9 TD 100 S (182.BF)	74/100	03/96->10/01	VEN	BS-5008				
1.9 TD 75 S (182.BF)	55/75	03/96->10/01	SOL	BS-5010	09/96->; ->08/00			
<b>BRAVO I (182)</b> 								
1.2 16V 80	59/80	10/00->10/01	SOL	BS-5010	+ ABS	DRUM	BS-5481	
1.2 16V 80	60/82	12/98->10/00	SOL	BS-5010		DRUM	BS-5481	- ABS

	<b>kW/HP</b>		<b>Type</b>			<b>Type</b>		
1.4 (182.AA)	59/80	10/95->10/01	SOL	BS-5010		DRUM	BS-5481	
1.4 (182.AG)	55/75	10/95->10/01	SOL	BS-5010		DRUM	BS-5481	
1.6 16V (182.AB)	76/103	03/96->10/01	VEN	BS-5008	09/98->; AT			
			SOL	BS-5010	MT			
1.6 16V (182.AH)	66/90	10/95->10/01	VEN	BS-5008	AT			
			SOL	BS-5010	MT			
1.8 GT (182.AC)	83/113	10/95->10/01	VEN	BS-5008	11/96->; ->08/00			
1.9 D	48/65	10/95->10/01	SOL	BS-5010	->05/97; + ABS	DRUM	BS-5481	->05/97
1.9 JTD	74/100	09/00->10/01	VEN	BS-5008				
1.9 JTD 105	77/105	12/98->10/01	VEN	BS-5008	->08/00			
1.9 TD 100 S (182.AF)	74/100	03/96->10/01	VEN	BS-5008				
1.9 TD 75 S (182.AF)	55/75	03/96->10/01	SOL	BS-5010	09/96->; ->08/00			
2.0 HGT 20V (182.AD)	108/147	10/95->07/98	VEN	BS-5011	11/96->	SOL	BS-5007	11/96->
2.0 HGT 20V (182AQ)	113/154	07/98->10/01	VEN	BS-5011	->08/00	SOL	BS-5007	->08/00
<b>BRAVO II (198)</b> 								
1.4	66/90	04/07->	VEN	BS-5086		SOL	BS-5013	
1.4 16V	103/140	03/08->				SOL	BS-5013	
1.4 LPG	66/90	11/09->	VEN	BS-5086		SOL	BS-5013	
1.4 T-Jet	88/120	09/07->	VEN	BS-5011		SOL	BS-5013	
1.4 T-Jet	110/150	09/07->	VEN	BS-5011		SOL	BS-5013	
1.6 D Multijet	66/90	03/08->	VEN	BS-5011		SOL	BS-5013	
1.6 D Multijet	88/120	03/08->	VEN	BS-5011		SOL	BS-5013	
1.6 D Multijet	77/105	09/07->	VEN	BS-5011		SOL	BS-5013	
1.6 D Multijet	85/115	11/08->				SOL	BS-5013	
1.9 D Multijet	88/120	04/07->	VEN	BS-5011		SOL	BS-5013	
1.9 D Multijet	110/150	04/07->				SOL	BS-5013	
1.9 D Multijet	66/90	04/07->12/08	VEN	BS-5011		SOL	BS-5013	
1.9 D Multijet	85/116	11/06->	VEN	BS-5011		SOL	BS-5013	
2.0 D Multijet	120/163	09/08->				SOL	BS-5013	
2.0 D Multijet	121/165	09/08->				SOL	BS-5013	
<b>CINQUECENTO (170)</b> 								
0.7 (170AA)	23/31	12/91->01/96				SOL	BS-5007	
0.7 i (170AD)	22/30	07/94->01/98				SOL	BS-5007	
0.9 (170AB)	30/41	07/91->12/93				SOL	BS-5007	03/92->
0.9 i.e. (170AC)	30/41	07/91->12/93				SOL	BS-5007	03/92->
0.9 i.e. S (170AF, 170CF)	29/40	07/91->07/99				SOL	BS-5007	
1.1 Sporting (170AH)	40/54	10/94->01/98				SOL	BS-5007	
<b>COUPE (FA/175)</b> 								
1.8 16V	96/131	03/96->08/00				SOL	BS-5007	

	<b>kW/HP</b>		<b>Type</b>			<b>Type</b>		
2.0 16V	102/139	11/93->08/96				SOL	BS-5007	
2.0 16V Turbo	140/190	11/93->08/96	VEN	BS-5011		SOL	BS-5007	
2.0 20V	113/154	04/98->08/00				SOL	BS-5007	
2.0 20V	108/147	08/96->04/98				SOL	BS-5007	
2.0 20V Turbo	162/220	08/96->08/00				SOL	BS-5007	
<b>CROMA [154]</b> 								
1600	61/83	12/85->12/90				SOL	BS-5013	08/86->; ->10/88; + ABS
1900 Turbo D i.d.	69/94	11/92->12/96				SOL	BS-5013	+ ABS
1900 Turbo D i.d. (154.LL, 154.PL)	66/90	05/89->10/92				SOL	BS-5013	
2000 16V	101/137	08/92->08/96				SOL	BS-5013	
2000 CHT	74/100	01/91->09/92				SOL	BS-5013	
2000 CHT (154.AC)	66/90	12/85->02/89				SOL	BS-5013	08/86->; + ABS
2000 i.e. (154.AD)	88/120	03/87->09/92				SOL	BS-5013	->02/91
2000 i.e. (154.AM)	83/113	03/86->09/90	VEN	BS-5014	->03/87; + ABS	SOL	BS-5013	
2000 i.e. (154.AM, 154.LM)	85/116	10/87->08/96	VEN	BS-5011	04/95->; + ABS	SOL	BS-5012	->08/89; + ABS
			VEN	BS-5014	->08/89; + ABS	SOL	BS-5013	+ ABS
2000 i.e. Turbo	111/151	11/86->11/88				SOL	BS-5013	+ ABS
2000 i.e. Turbo (154.AM)	114/155	12/85->06/90				SOL	BS-5013	+ ABS
2000 i.e. Turbo (154.AM, 154.LM)	110/150	06/87->08/96	VEN	BS-5011	04/95->; + ABS	SOL	BS-5013	+ ABS
2500 D	55/75	12/85->12/89				SOL	BS-5013	06/86->; ->11/88; + ABS
2500 TD (154.AE)	74/101	12/85->08/89				SOL	BS-5013	06/86->; ->08/87; + ABS
2500 TD (154.LL, 154.PL)	85/115	05/89->08/96				SOL	BS-5013	
2500 TDE	77/105	12/91->08/96				SOL	BS-5013	
2500 V6	119/162	06/93->08/96	VEN	BS-5011	+ ABS	SOL	BS-5013	+ ABS
<b>CROMA [194]</b> 								
1.8 16V	103/140	12/05->	VEN	BS-5383		SOL	BS-5382	
1.9 D Multijet	88/120	06/05->	VEN	BS-5383		SOL	BS-5382	
1.9 D Multijet	110/150	06/05->	VEN	BS-5383		VEN	BS-5604	
1.9 D Multijet	85/115	06/05->	VEN	BS-5383		SOL	BS-5382	
1.9 D Multijet	100/136	12/05->	VEN	BS-5383	ch.2060169->	SOL	BS-5382	ch.2060169->
						VEN	BS-5604	ch.2060168->
2.2 16V	108/147	06/05->	VEN	BS-5383		SOL	BS-5382	
2.4 D Multijet	147/200	06/05->				VEN	BS-5604	
<b>DOBLO Box Body / Estate [263]</b> 								
1.3 D Multijet	66/90	02/10->	VEN	BS-5014				
1.3 D Multijet	55/75	11/13->	VEN	BS-5014				
1.6 D Multijet	77/105	02/10->	VEN	BS-5014				
1.6 D Multijet	74/100	02/10->	VEN	BS-5014				
2.0 D Multijet	99/135	02/10->	VEN	BS-5014				



kW/HP



Type



Type








## DOBLO Cargo [223]

1.2 [223ZA1A]	48/65	03/01->	VEN	BS-5008		DRUM	BS-5573	->01/04
			VEN	BS-5011				
1.3 D Multijet	55/75	10/05->01/10	VEN	BS-5086		DRUM	BS-5573	
			VEN	BS-5008	->12/04			
1.3 JTD 16V	51/70	05/04->12/06	VEN	BS-5011	01/05->; - H/D	DRUM	BS-5573	->10/05
			VEN	BS-5086	01/05->; + H/D			
1.3 JTD 16V Multijet	62/84	08/06->	VEN	BS-5011	11/06->	DRUM	BS-5573	11/06->
			VEN	BS-5086	11/06->			
1.4	57/77	10/05->	VEN	BS-5011	- H/D	DRUM	BS-5573	
			VEN	BS-5086	+ H/D			
			VEN	BS-5008	->12/04			
1.6 16V [223XD1A]	76/103	10/01->	VEN	BS-5011	01/05->; - H/D	DRUM	BS-5573	
			VEN	BS-5086	01/05->; + H/D			
			VEN	BS-5008	->12/04			
1.6 Natural Power	76/103	09/02->	VEN	BS-5011	01/05->; - H/D	DRUM	BS-5573	
			VEN	BS-5086	01/05->; + H/D			
1.9 D [223ZXB1A]	46/63	03/01->	VEN	BS-5008	->10/05	DRUM	BS-5573	->10/05
			VEN	BS-5011	->07/09			
1.9 JTD	77/105	07/03->	VEN	BS-5086	->07/09	DRUM	BS-5573	->07/09
			VEN	BS-5008	->12/04			
1.9 JTD [223XE1A]	74/100	10/01->	VEN	BS-5011	01/05->; - H/D	DRUM	BS-5573	
			VEN	BS-5086	01/05->; + H/D			
1.9 JTD Multijet	88/120	12/06->	VEN	BS-5011	only with GDB1750	DRUM	BS-5573	
			VEN	BS-5086	only with GDB1746			

## DOBLO MPV [223, 119]

			VEN	BS-5008	->12/04			
1.2 [223AXA1A]	48/65	03/01->	VEN	BS-5011	01/05->; - sport susp.	DRUM	BS-5573	
			VEN	BS-5086	01/05->; + sport susp.			
1.3 D Multijet	62/84	10/05->	VEN	BS-5011	- H/D	DRUM	BS-5573	
			VEN	BS-5086	+ H/D			
1.3 JTD 16V	51/70	12/04->05/05	VEN	BS-5011		DRUM	BS-5573	
			VEN	BS-5086				
1.4	57/77	10/05->	VEN	BS-5011	only with GDB1750	DRUM	BS-5573	
			VEN	BS-5086	only with GDB1700			
			VEN	BS-5008	->12/04			
1.6 16V [223XD1A]	76/103	10/01->	VEN	BS-5011	01/05->; - H/D	DRUM	BS-5573	
			VEN	BS-5086	01/05->; + H/D			

	kw/HP		Type			Type		
1.6 Natural Power	76/103	09/02->	VEN	BS-5008	->12/04			
			VEN	BS-5011	01/05->; - sport susp.	DRUM	BS-5573	
			VEN	BS-5086	01/05->; + sport susp.			
1.9 D [223AXB1A]	46/63	03/01->	VEN	BS-5008	->12/04			
			VEN	BS-5011	01/05->; - H/D; MD Doblo Cargo	DRUM	BS-5573	
			VEN	BS-5086	01/05->; + H/D; MD Doblo Cargo			
1.9 D Multijet	88/120	10/05->	VEN	BS-5011	- H/D	DRUM	BS-5573	
			VEN	BS-5086	+ H/D			
1.9 JTD	77/105	07/03->	VEN	BS-5008	->12/04; MD Doblo			
			VEN	BS-5011	01/05->; - H/D; MD Doblo; MD Doblo Cargo	DRUM	BS-5573	
			VEN	BS-5086	01/05->; + H/D; MD Doblo; MD Doblo Cargo			
1.9 JTD [223AXE1A]	74/100	10/01->	VEN	BS-5008	->12/04			
			VEN	BS-5011	01/05->; - H/D	DRUM	BS-5573	
			VEN	BS-5086	01/05->; + H/D			

#### DOBLO MPV [263\_, 152]








1.3 D Multijet	66/90	02/10->	VEN	BS-5014			
1.4	70/95	02/10->	VEN	BS-5014	not for ind. equipment ID 44B		
1.4	88/120	10/11->	VEN	BS-5014	not for ind. equipment ID 44B		
1.4 Natural Power	88/120	02/10->	VEN	BS-5014	not for ind. equipment ID 44B		
1.6 D Multijet	66/90	02/10->	VEN	BS-5014	not for ind. equipment ID 44B		
1.6 D Multijet	77/105	02/10->	VEN	BS-5014			
1.6 D Multijet	70/95	03/15->	VEN	BS-5014	not for ind. equipment ID 44B		
1.6 D Multijet	88/120	03/15->	VEN	BS-5014	not for ind. equipment ID 44B		
2.0 D Multijet	99/135	02/10->	VEN	BS-5014	not for ind. equipment ID 44B		

#### DOBLO Platform/Chassis [263]

1.3 D Multijet	66/90	02/10->	VEN	BS-5014			
1.6 D Multijet	77/105	02/10->	VEN	BS-5014			
1.6 D Multijet	74/101	02/11->	VEN	BS-5014			

#### DUCATO Box [230L]

1.9 D	51/69	03/94->04/02				DRUM	BS-5097	11/94->; ->08/98; MD 10
1.9 D	50/68	04/98->04/02				DRUM	BS-5097	->10/00; MD 10
1.9 TD	60/82	03/94->04/02				DRUM	BS-5097	->04/98; MD 14; ->08/98; MD 10
1.9 TD	66/90	04/98->04/02	VEN	BS-5152	09/01->; ->11/01; MD 14	DRUM	BS-5097	->11/01; MD 14
1.9 TD CAT	59/80	08/94->04/02				DRUM	BS-5097	->04/98; MD 14; ->08/98; MD 10
2.0	80/109	03/94->04/02				DRUM	BS-5097	
2.0 4x4	80/109	11/94->04/02	VEN	BS-5152	09/01->	DRUM	BS-5097	
2.0 JTD	62/84	10/01->04/02	VEN	BS-5152	12/01->	DRUM	BS-5097	MD 11; MD 15
2.5 D	62/84	03/94->04/02	VEN	BS-5153	Ø wheel 16` in; MD 18	DRUM	BS-5097	->04/98; MD 10

	kW/HP		Type			Type			
2.5 TDI	85/116	03/94->04/02	VEN	BS-5152	MD 14	DRUM	BS-5097	->08/98; MD 14	
			VEN	BS-5153	MD 18				
2.5 TDI	80/109	03/94->04/02	VEN	BS-5152	MD ALTERNATIVE	DRUM	BS-5097	->08/98; MD 14	
			VEN	BS-5153					
			VEN	BS-5184	->09/98				
2.5 TDI 4x4	85/116	05/98->04/02	VEN	BS-5152	MD ALTERNATIVE; MD 14	DRUM	BS-5097	MD 14	
			VEN	BS-5153	MD 18				
2.8 D	64/87	05/98->04/02	VEN	BS-5152	->11/01; MD 14	SOL	BS-5166	09/01->; ->11/01; MD 18	
			VEN	BS-5153	->11/01; MD 18	DRUM	BS-5097	->08/01; MD 14	
2.8 D 4x4	64/87	08/98->04/02	VEN	BS-5152	->11/01; MD 14	DRUM	BS-5097	->08/01; MD 14	
2.8 JTD	94/128	11/00->04/02	VEN	BS-5152	for steel rims; MD Ducato 10; MD Ducato 18	SOL	BS-5166	for steel rims	
			VEN	BS-5153	for light alloy rims; MD Ducato 10; MD Ducato 18; for steel rims; MD Ducato 14	DRUM	BS-5097		
2.8 JTD 4x4	94/128	11/00->04/02	VEN	BS-5153	12/01->; MD 18	SOL	BS-5166	12/01->; MD 18	
						DRUM	BS-5097	12/01->; MD 18	
2.8 TDI	90/122	10/97->04/02	VEN	BS-5152	05/98->; ->11/01; MD 10	SOL	BS-5166	09/01->; ->11/01; MD 18	
			VEN	BS-5153	05/98->; ->11/01; MD 18	DRUM	BS-5097	05/98->; ->08/01; MD 10	
2.8 TDI 4x4	90/122	06/99->04/02	VEN	BS-5152	->11/01; MD 14	SOL	BS-5166	09/01->; ->11/01; MD 18	
			VEN	BS-5153	->11/01; MD 18	DRUM	BS-5097	->08/01; MD 14	
<b>DUCATO Box [244] </b>									
2.0	81/110	04/02->	VEN	BS-5152	for steel rims; MD 11; MD 15	DRUM	BS-5097	MD 15; MD 18; MD 11	
			VEN	BS-5153	for light alloy rims				
2.0 4x4	81/110	05/02->07/06	VEN	BS-5152		SOL	BS-5166		
			VEN	BS-5153					
2.0 Bipower	81/110	11/02->	VEN	BS-5152	for steel rims	DRUM	BS-5097	MD 11; MD 15; MD 18	
			VEN	BS-5153	for light alloy rims				
2.0 JTD	62/84	04/02->	VEN	BS-5152	for steel rims; MD 11; MD 15	DRUM	BS-5097	MD 11; MD 15	
			VEN	BS-5153	for light alloy rims; MD Ducato 11; MD Ducato 15				
2.3 JTD	81/110	04/02->	VEN	BS-5152	for steel rims; MD Ducato 11; MD Ducato 15	SOL	BS-5166	for steel rims; MD Ducato 11; MD Ducato 15; MD Ducato 18	
			VEN	BS-5153	for light alloy rims; MD Ducato 11; MD Ducato 15; for steel rims; MD Ducato 18	DRUM	BS-5097	MD 11; MD 15; MD 18	
2.8 JTD	94/128	04/02->	VEN	BS-5152	for steel rims; MD Ducato 11; MD Ducato 15	DRUM	BS-5097		
			VEN	BS-5153	for light alloy rims; MD Ducato 11; MD Ducato 15; for steel rims; MD Ducato 18				
2.8 JTD 4x4	94/128	07/02->	VEN	BS-5152	for steel rims; MD 15	SOL	BS-5166	MD 18	
			VEN	BS-5153	for steel rims; MD Ducato 18; for light alloy rims; MD Ducato 15	DRUM	BS-5097	->12/02; MD 18	
2.8 JTD Power	107/146	05/04->	VEN	BS-5152	for steel rims; MD 15; MD 18	SOL	BS-5166	payload 1800 kg	
			VEN	BS-5153	for light alloy rims; MD 15; MD 18	DRUM	BS-5097	MD 15; MD 18	



kW/HP









Type



Type

DUCATO Box (250, 290) 

Model	kW/HP	Calendar	Type	Chassis	Type	Chassis	Info		
100 Multijet 2,2 D	74/100	07/06->	VEN	BS-5108	SOL	BS-5109	MD 30; MD 33; for light alloy rims; MD 35; - H/D		
			VEN	BS-5152	for steel rims; MD 30; MD 33		SOL	BS-5111	MD 40
			VEN	BS-5153	for incr. payload		SOL	BS-5151	MD 30; MD 33; for steel rims; for incr. payload; MD 35
			SOL	BS-5866	for steel rims; for light alloy rims; MD 40		SOL	BS-5109	for light alloy rims
110 Multijet 2,3 D	83/113	10/11->	VEN	BS-5152	SOL	BS-5151	for steel rims		
			VEN	BS-5108	SOL	BS-5109	for light alloy rims; MD 28; MD 30; MD 33; MD 35		
115 Multijet 2,0 D	85/116	06/11->	VEN	BS-5152	for steel rims; MD 28; MD 30; MD 33		SOL	BS-5151	for steel rims; MD 28; MD 33; MD 30; MD 35
			VEN	BS-5153	for steel rims; for light alloy rims; MD HEAVY		SOL	BS-5109	- H/D; for light alloy rims; MD Ducato 35; MD Ducato 30; MD Ducato 33
			VEN	BS-5108	SOL	BS-5111	for steel rims; for light alloy rims; MD Ducato 40		
120 Multijet 2,3 D	88/120	07/06->	VEN	BS-5152	for steel rims; MD 30; MD 33		SOL	BS-5151	for steel rims; for incr. payload; MD 30; MD 33; MD 35
			VEN	BS-5153	for incr. payload		SOL	BS-5109	for light alloy rims; MD Ducato 30; MD Ducato 33; MD Ducato 35
			VEN	BS-5108	SOL	BS-5111	for steel rims; for light alloy rims; MD Ducato 40		
			SOL	BS-5866	for steel rims; for light alloy rims; MD 40		SOL	BS-5151	for steel rims; for incr. payload; MD 30; MD 33; MD 35
130 Multijet 2,3 D	96/131	01/07->	VEN	BS-5152	for steel rims; MD Ducato 30; MD Ducato 33		SOL	BS-5109	for light alloy rims; MD Ducato 30; MD Ducato 33; MD Ducato 35
			VEN	BS-5153	for steel rims; for light alloy rims; MD HEAVY; MD Ducato 35		SOL	BS-5111	for steel rims; for light alloy rims; MD Ducato 40
			VEN	BS-5108	SOL	BS-5151	for steel rims; MD Ducato 30; MD Ducato 33; MD Ducato 35; for light alloy rims		
			SOL	BS-5866	for steel rims; for light alloy rims; MD Ducato 40		SOL	BS-5109	for light alloy rims
140 Natural Power	100/136	04/09->	VEN	BS-5152	SOL	BS-5111	for steel rims; for light alloy rims; MD Ducato 40		
			VEN	BS-5108	SOL	BS-5109	for light alloy rims		
			VEN	BS-5153	SOL	BS-5109	MD 30; MD 33; MD 35		
150 Multijet 2,3 D	109/148	06/11->	VEN	BS-5152	for steel rims; MD 30; MD 33		SOL	BS-5111	MD 40
			VEN	BS-5108	SOL	BS-5151	MD 35		
			VEN	BS-5153	MD HEAVY		SOL	BS-5109	for light alloy rims; MD Ducato 30; MD Ducato 33; MD Ducato 35; MD Ducato 40
			SOL	BS-5866	for light alloy rims; for steel rims; MD 40		SOL	BS-5109	for light alloy rims; MD Ducato 30; MD Ducato 33; MD Ducato 35; MD Ducato 40
150 Multijet 3,0 D	107/146	04/10->	VEN	BS-5152	for steel rims; MD Ducato 30; MD Ducato 33; MD Ducato 35; MD Ducato 40		SOL	BS-5109	for light alloy rims; MD Ducato 30; MD Ducato 33; MD Ducato 35; MD Ducato 40
			VEN	BS-5108	SOL	BS-5151			
			VEN	BS-5152	for steel rims; MD Ducato 33		SOL	BS-5109	for light alloy rims; MD Ducato 33; MD Ducato 35; MD Ducato 40
			VEN	BS-5153	for incr. payload; for steel rims; MD Ducato 35; incr. axle load; for light alloy rims		SOL	BS-5111	for steel rims; for light alloy rims; MD Ducato 40
160 Multijet 3,0 D	116/158	07/06->	SOL	BS-5866	MD 40		SOL	BS-5151	for steel rims; MD 33; MD 35; for light alloy rims; MD 40
			VEN	BS-5108	SOL	BS-5109	for light alloy rims; MD 33; MD 35; for light alloy rims; MD 40		
			VEN	BS-5152	for steel rims; MD Ducato 33		SOL	BS-5109	for light alloy rims; MD Ducato 33; MD Ducato 35; MD Ducato 40
			VEN	BS-5153	for incr. payload; for steel rims; MD Ducato 35; incr. axle load; for light alloy rims		SOL	BS-5111	for steel rims; for light alloy rims; MD Ducato 40
160 Multijet 3,0 D	115/156	07/06->	SOL	BS-5866	for steel rims; for light alloy rims; MD Ducato 40		SOL	BS-5151	for steel rims; MD Ducato 33; MD Ducato 35; MD Ducato 40; for light alloy rims
			VEN	BS-5108	SOL	BS-5109	for light alloy rims; MD 33; MD 35; for light alloy rims; MD 40		

	kw/HP		Type			Type			
180 Multijet 3,0 D	130/177	06/11->	VEN	BS-5108		SOL	BS-5109	MD 30; MD 33	
			VEN	BS-5152	MD 30; MD 33	SOL	BS-5111	MD 40	
			VEN	BS-5153	MD 35				
			SOL	BS-5866	MD 40	SOL	BS-5151	MD 35	

### DUCATO Box (280)

1.8	49/67	01/82->10/88				DRUM	BS-5097	->05/86; MD 10
1.9 TD	60/82	03/89->08/90				DRUM	BS-5097	06/90->; MD 10
2.0	58/79	01/82->08/90				DRUM	BS-5097	->05/86; MD 15
2.0	62/84	03/89->08/90				DRUM	BS-5097	MD 18
2.0	55/75	07/85->08/90				DRUM	BS-5097	06/90->; MD 14
2.4 D	53/72	01/82->08/90				DRUM	BS-5097	MD 10; MD 14; MD 18
2.5 D	55/75	01/82->08/90				DRUM	BS-5097	09/86->; MD 15; 06/90->; MD 14; Ø wheel 16` in; MD 18
2.5 D 4x4	55/75	03/89->08/90				DRUM	BS-5097	06/90->; MD 14
2.5 D 4x4	55/75	09/86->05/90				DRUM	BS-5097	
2.5 D 4x4	53/72	09/86->10/87				DRUM	BS-5097	









### DUCATO Box (290)







1.9 D	52/71	07/90->03/94				DRUM	BS-5097	MD 10
1.9 TD	60/82	03/89->03/94				DRUM	BS-5097	06/90->; MD 10
2.0	63/86	06/90->05/94				DRUM	BS-5097	
2.5 D 4x4	55/75	07/90->03/94				DRUM	BS-5097	MD 14
2.5 TD	70/95	07/90->03/94				DRUM	BS-5097	Ø wheel 14` in; MD 18; MD 14
2.5 TD 4x4	70/95	07/90->03/94				DRUM	BS-5097	08/92->; MD 14

### DUCATO Bus (230)

1.9 D	50/68	04/98->04/02				DRUM	BS-5097	->10/00; MD 10
1.9 D Combinato	51/69	06/95->04/02				DRUM	BS-5097	->08/98; MD 10
1.9 TD	66/90	04/98->04/02	VEN	BS-5152	09/01->; ->11/01; MD 14	DRUM	BS-5097	->11/01; MD 14
1.9 TD Combinato	59/80	08/94->04/02				DRUM	BS-5097	->04/98; MD 14; ->08/98; MD 10
1.9 TD Panorama/Combinato	60/82	03/94->04/02				DRUM	BS-5097	->04/98; MD 14; ->08/98; MD 10
2.0 4x4	80/109	11/94->11/01	VEN	BS-5152		DRUM	BS-5097	MD 10
2.0 JTD	62/84	10/01->04/02	VEN	BS-5152	12/01->			
2.0 Panorama/Combinato	80/109	03/94->04/02	VEN	BS-5152	09/01->; MD 10; MD 14	SOL	BS-5166	09/01->; MD 18
			VEN	BS-5153	MD 18	DRUM	BS-5097	->08/01; MD 10; MD 14
2.5 D Combinato	62/84	08/94->04/02	VEN	BS-5153	Ø wheel 16` in; MD 18	DRUM	BS-5097	->04/98; MD 10
2.5 TD	85/116	06/94->09/01	VEN	BS-5152	MD ALTERNATIVE	DRUM	BS-5097	
2.5 TDI 4x4	85/116	04/97->04/02	VEN	BS-5153				
2.5 TDI Panorama/Combinato	85/116	03/94->04/02	VEN	BS-5153	Ø wheel 16` in; MD 18	DRUM	BS-5097	->08/98; MD 14
2.5 TDI Panorama/Combinato	80/109	07/94->04/02	VEN	BS-5152	MD 14	DRUM	BS-5097	
			VEN	BS-5153	MD 18			



	kw/HP		Type			Type			
2.8 D	64/87	02/98->04/02	VEN	BS-5152	09/99->; ->08/01; MD 10; MD 14; 09/01->; ->11/01	SOL	BS-5166	09/01->; ->11/01; MD 18	
			VEN	BS-5153	->11/01; MD 18	DRUM	BS-5097	09/99->; ->08/01; MD 10; MD 14	
2.8 JTD	94/128	11/00->04/02	VEN	BS-5152	11/01->	SOL	BS-5166	MD 14	
			VEN	BS-5153		DRUM	BS-5097		
2.8 JTD 4x4	94/128	11/00->04/02	VEN	BS-5152	for steel rims	SOL	BS-5166	12/01->; MD 18	
			VEN	BS-5153	02/01->; for light alloy rims	DRUM	BS-5097	12/01->; MD 18; MD 11	
2.8 TDI	90/122	10/97->04/02	VEN	BS-5152	05/98->; ->11/01; MD 10	SOL	BS-5166	09/01->; ->11/01; MD 18	
			VEN	BS-5153	05/98->; ->11/01; MD 18	DRUM	BS-5097	05/98->; ->08/01; MD 10	
2.8 TDI 4x4	90/122	07/99->04/02	VEN	BS-5152	MD 10; MD 14	SOL	BS-5166	09/01->; ->11/01; MD 18	
			VEN	BS-5153	->11/01; MD 18	DRUM	BS-5097	->08/99; MD 10; MD 14; ->08/01	
<b>DUCATO Bus [244, Z_]</b> 									
2.0	81/110	04/02->	VEN	BS-5152	for steel rims; MD Ducato 11; MD Ducato 15	DRUM	BS-5097	MD 18	
			VEN	BS-5153	for light alloy rims; MD Ducato 11; MD Ducato 15; for steel rims; MD Ducato 18				
2.0 4x4	81/110	05/02->07/06	VEN	BS-5152	MD Ducato 15	SOL	BS-5166		
			VEN	BS-5153	for steel rims; MD Ducato 18; for light alloy rims; MD Ducato 15				
2.0 Bipower	81/110	11/02->	VEN	BS-5152	for steel rims	DRUM	BS-5097	MD 11; MD 15; MD 18	
			VEN	BS-5153	for light alloy rims				
2.0 JTD	62/84	04/02->	VEN	BS-5152	for steel rims	SOL	BS-5166	MD Ducato 18	
			VEN	BS-5153	for light alloy rims	DRUM	BS-5097	MD 11; MD 15	
2.3 JTD	81/110	04/02->	VEN	BS-5152	for steel rims; MD Ducato 11; MD Ducato 15	DRUM	BS-5097	MD 18; MD 11; MD 15	
			VEN	BS-5153	for light alloy rims; MD Ducato 11; MD Ducato 15; for steel rims; MD Ducato 18				
2.8 JTD	94/128	04/02->	VEN	BS-5152	for steel rims; MD Ducato 11	DRUM	BS-5097	MD 11; MD 15; MD 18	
			VEN	BS-5153	for light alloy rims; MD Ducato 11; for steel rims; MD Ducato 18				
2.8 JTD	107/145	04/04->07/06	VEN	BS-5152	for steel rims	DRUM	BS-5097	MD 15; MD 18	
			VEN	BS-5153	for light alloy rims				
2.8 JTD 4x4	94/128	07/02->	VEN	BS-5152	MD 11	SOL	BS-5166	MD 18	
			VEN	BS-5153	MD 18	DRUM	BS-5097	MD 11; ->12/02; MD 18	
2.8 TD	90/122	11/03->07/06	VEN	BS-5153		DRUM	BS-5097	->10/04; MD 11; MD 15	
<b>DUCATO Bus [250, 290]</b> 									
100 Multijet 2,2 D	74/100	07/06->	VEN	BS-5108		SOL	BS-5109	MD Ducato 30; MD Ducato 33; for light alloy rims	
			VEN	BS-5152	MD Ducato 30; MD Ducato 33; for steel rims	SOL	BS-5111	MD Ducato 40	
			SOL	BS-5866	MD Ducato 40	SOL	BS-5151	MD Ducato 30; MD Ducato 33; for steel rims	
110 Multijet 2,3 D	83/113	10/11->	VEN	BS-5152	for steel rims	SOL	BS-5109	for light alloy rims	
						SOL	BS-5151	for steel rims	
115 Multijet 2,0 D	85/116	06/11->	VEN	BS-5152	for steel rims; MD Ducato 30; MD Ducato 33	SOL	BS-5109	for light alloy rims; MD Ducato 30; MD Ducato 33; MD Ducato 35	
			VEN	BS-5153	for steel rims; for light alloy rims; MD HEAVY; MD Ducato 35	SOL	BS-5151	for steel rims; MD Ducato 30; MD Ducato 33; MD Ducato 35; for light alloy rims	







	kw/HP		Type			Type			
120 Multijet 2,3 D	88/120	07/06->	VEN	BS-5108		SOL	BS-5109	MD 30/33	
			VEN	BS-5152	MD 30/33	SOL	BS-5111	MD 40	
			VEN	BS-5153	for incr. payload; for steel rims; for light alloy rims; MD Ducato 35				
			SOL	BS-5866	MD 40	SOL	BS-5151	MD 30/33	
130 Multijet 2,3 D	96/131	01/07->	VEN	BS-5108		SOL	BS-5109	for steel rims; MD 30; MD 33; MD 35	
			VEN	BS-5152	for steel rims; MD 30; MD 33				
			VEN	BS-5153	MD HEAVY	SOL	BS-5151	MD 35; for steel rims	
140 Natural Power	100/136	04/09->	VEN	BS-5108		SOL	BS-5109	for light alloy rims; MD Ducato 35	
			SOL	BS-5866	for steel rims; for light alloy rims; MD Ducato 40	SOL	BS-5111	for steel rims; for light alloy rims; MD Ducato 40	
			SOL	BS-5866	for steel rims; for light alloy rims; MD Ducato 40	SOL	BS-5151	for steel rims; MD Ducato 35	
150 Multijet 2,3 D	109/148	06/11->	VEN	BS-5108		SOL	BS-5109	for light alloy rims; MD Ducato 30; MD Ducato 33; 03/14->; MD LIGHT; MD Ducato 35	
			VEN	BS-5152	for steel rims; MD Ducato 30; ->02/14; MD Ducato 33				
			VEN	BS-5153	->02/14; for steel rims; for light alloy rims; MD HEAVY; MD Ducato 35	SOL	BS-5151	for steel rims; MD Ducato 30; MD Ducato 33; MD Ducato 35; ->02/14; for light alloy rims	
150 Multijet 3,0 D	107/146	04/10->	VEN	BS-5152	for steel rims; MD Ducato 33; MD Ducato 35; MD Ducato 40	SOL	BS-5109	for light alloy rims; MD Ducato 33; MD Ducato 35; MD Ducato 40	
			SOL	BS-5152	for steel rims; MD Ducato 33; MD Ducato 35; MD Ducato 40	SOL	BS-5151	for steel rims	
160 Multijet 3,0 D	116/158	07/06->	VEN	BS-5108		SOL	BS-5109	MD Ducato 33; for light alloy rims	
			VEN	BS-5152	MD Ducato 33; for steel rims	SOL	BS-5111	MD Ducato 40	
			SOL	BS-5866	MD Ducato 40	SOL	BS-5151	MD Ducato 33; for steel rims	
160 Multijet 3,0 D	115/156	10/06->	VEN	BS-5152	for steel rims; MD Ducato 33	SOL	BS-5109	for light alloy rims; MD Ducato 33	
			SOL	BS-5866	for steel rims; for light alloy rims; MD Ducato 40	SOL	BS-5111	for steel rims; for light alloy rims; MD Ducato 40	
			SOL	BS-5866	for steel rims; for light alloy rims; MD Ducato 40	SOL	BS-5151	for steel rims; MD Ducato 33	
180 Multijet 3,0 D	130/177	06/11->	VEN	BS-5108		SOL	BS-5109	MD 30; MD 33; MD 35	
			VEN	BS-5152	MD 30; MD 33				
			VEN	BS-5153	MD 35	SOL	BS-5111	MD 40	
			SOL	BS-5866	MD 40	SOL	BS-5151	MD 35	

### DUCATO Panorama [280]

1.8	51/69	07/82->12/88		DRUM	BS-5097	->05/86; MD 10
1.9 TD	60/82	03/89->08/90		DRUM	BS-5097	06/90->; MD 10; MD 18
2.0	55/75	01/86->08/90		DRUM	BS-5097	06/90->; MD 14
2.0	58/79	07/82->05/85		DRUM	BS-5097	MD 15
2.0	62/84	09/88->08/90		DRUM	BS-5097	MD 18
2.4 D	53/72	07/82->12/85		DRUM	BS-5097	MD 10; MD 14; MD 18
2.5 D	55/75	01/86->08/90		DRUM	BS-5097	09/86->; MD 15; 06/90->; MD 14; Ø wheel 16" in; MD 18
2.5 D 4x4	55/75	01/87->08/90		DRUM	BS-5097	06/90->; MD 14
2.5 TD	68/92	01/87->08/90		DRUM	BS-5097	06/90->; Ø wheel 14" in; MD 18; MD 14
2.5 TD 4x4	68/92	01/86->08/90		DRUM	BS-5097	09/86->; MD 15

### DUCATO Panorama [290]

1.9 D	52/71	07/90->03/94		DRUM	BS-5097	MD 10
-------	-------	--------------	--	------	---------	-------







	kW/HP		Type			Type		
1.9 TD	60/82	07/90->03/94				DRUM	BS-5097	MD 10
2.0	62/84	07/90->03/94				DRUM	BS-5097	08/92->; MD 18
2.0 4x4	63/86	06/90->05/94				DRUM	BS-5097	MD 14
2.5 D	55/75	07/90->03/94				DRUM	BS-5097	MD 14; Ø wheel 16` in; MD 18
2.5 D 4x4	55/75	07/90->03/94				DRUM	BS-5097	MD 14
2.5 TD	70/95	08/90->03/94				DRUM	BS-5097	Ø wheel 14` in; MD 18; MD 14
2.5 TD 4x4	70/95	01/91->03/94				DRUM	BS-5097	08/92->; MD 14
2.5 TD 4x4	70/95	06/90->05/94				DRUM	BS-5097	MD 14

### DUCATO Platform/Chassis [230]

1.9 D	51/69	03/94->04/02				DRUM	BS-5097	11/94->; ->08/98; MD 10
1.9 D	50/68	04/98->04/02				DRUM	BS-5097	->10/00; MD 10
1.9 TD	60/82	03/94->04/02				DRUM	BS-5097	->04/98; MD 14; ->08/98; MD 10
1.9 TD	66/90	04/98->04/02	VEN	BS-5152	09/01->; ->11/01; MD 14	DRUM	BS-5097	->11/01; MD 14
1.9 TD CAT	59/80	08/94->04/02				DRUM	BS-5097	->04/98; MD 14; ->08/98; MD 10
2.0	80/109	03/94->04/02	VEN	BS-5152	09/01->; ->11/01; MD 14	DRUM	BS-5097	->08/01; MD 14
2.0 JTD	62/84	07/01->04/02	VEN	BS-5152	ALTERNATIVE	DRUM	BS-5097	
2.5 D	62/84	03/94->04/02	VEN	BS-5153	Ø wheel 16` in; MD 18	DRUM	BS-5097	->08/98; MD 14
2.5 D 4x4	62/84	03/94->04/02	VEN	BS-5153				
2.5 TDI	85/116	03/94->04/02	VEN	BS-5152	MD ALTERNATIVE	DRUM	BS-5097	->08/98; MD 14
2.5 TDI	80/109	03/94->04/02	VEN	BS-5152	MD ALTERNATIVE	DRUM	BS-5097	->08/98; MD 14
2.5 TDI 4x4	85/116	06/98->04/02	VEN	BS-5152		DRUM	BS-5097	MD 14
2.8 D	64/87	02/98->04/02	VEN	BS-5152	->11/01; MD 14	SOL	BS-5166	09/01->; ->11/01; MD 18
			VEN	BS-5153	->11/01; MD 18	DRUM	BS-5097	->08/01; MD 14
2.8 iDTD 4x4	90/122	05/98->09/01	VEN	BS-5152	MD 14	DRUM	BS-5097	MD 14
			VEN	BS-5153	09/99->; MD 18			
2.8 JTD	94/128	03/01->04/02	VEN	BS-5152	for steel rims; MD Ducato 14; MD Ducato 18	DRUM	BS-5097	
			VEN	BS-5153	for light alloy rims; MD Ducato 14; MD Ducato 18			
2.8 JTD	94/128	11/00->04/02	VEN	BS-5152	for steel rims; MD Ducato 14; MD Ducato 18	DRUM	BS-5097	
			VEN	BS-5153	for light alloy rims; MD Ducato 14; MD Ducato 18			
2.8 JTD 4x4	94/128	10/01->04/02	VEN	BS-5152	ALTERNATIVE	DRUM	BS-5097	
2.8 TDI	90/122	12/98->04/02	VEN	BS-5152	MD 14	SOL	BS-5166	MD 18
			VEN	BS-5153	MD 18; MD ALTERNATIVE	DRUM	BS-5097	MD 14













### DUCATO Platform/Chassis [244]








2.0	81/110	04/02->07/06	VEN	BS-5152	for steel rims	DRUM	BS-5097	
			VEN	BS-5153	for light alloy rims			
2.0 JTD	62/84	04/02->07/06	VEN	BS-5152	for steel rims; MD 15	DRUM	BS-5097	MD 15
			VEN	BS-5153	for light alloy rims			

	kw/HP		Type			Type		
2.3 JTD	81/110	04/02->07/06	VEN	BS-5152	for steel rims; MD Ducato 15	DRUM	BS-5097	MD 15; MD 18
			VEN	BS-5153	for light alloy rims; MD Ducato 15; for steel rims; MD Ducato 18			
2.8 JTD	94/128	04/02->07/06	VEN	BS-5152	MD Ducato 15; for steel rims	DRUM	BS-5097	MD 15; MD 18
			VEN	BS-5153	for light alloy rims; MD Ducato 15; for steel rims; MD Ducato 18			
2.8 JTD 4x4	94/128	10/02->07/06	VEN	BS-5152	for steel rims; MD Ducato 15	SOL	BS-5166	MD 18
			VEN	BS-5153	MD Ducato 15; for light alloy rims; for steel rims; MD Ducato 18			
2.8 JTD Power	107/146	05/04->07/06	VEN	BS-5152	for steel rims; MD 15	DRUM	BS-5097	MD 15; MD 18
			VEN	BS-5153	for light alloy rims			

### DUCATO Platform/Chassis [250, 290]

100 Multijet 2,2 D	74/100	07/06->	VEN	BS-5108		SOL	BS-5109	- H/D; MD 35; ->05/11; for light alloy rims; MD 33	
			VEN	BS-5152	for steel rims; MD 30; MD 33	SOL	BS-5111	MD 40	
			VEN	BS-5153	for incr. payload				
			SOL	BS-5866	for steel rims; for light alloy rims	SOL	BS-5151	incr. axle load; MD 35; ->05/11; for steel rims; MD 33	
110 Multijet 2,3 D	83/113	10/11->	VEN	BS-5152	for steel rims	SOL	BS-5109	for light alloy rims	
						SOL	BS-5151	for steel rims	
115 Multijet 2,0 D	85/116	06/11->	VEN	BS-5108		SOL	BS-5109	for light alloy rims	
			VEN	BS-5152	for steel rims; MD 30; MD 33				
			VEN	BS-5153	MD HEAVY	SOL	BS-5151	MD 35	
120 Multijet 2,3 D	88/120	07/06->	VEN	BS-5108		SOL	BS-5109	MD 33; for light alloy rims; ->05/11; - H/D; MD 35	
			VEN	BS-5152	for steel rims; MD 30; MD 33	SOL	BS-5111	MD 40; for light alloy rims; ->05/11	
			VEN	BS-5153	for incr. payload				
			SOL	BS-5866	for steel rims; for light alloy rims; MD 40	SOL	BS-5151	for light alloy rims; MD 33; ->05/11; + H/D; MD 35	
120 Multijet 2,3 D 4x4	88/120	03/10->	VEN	BS-5152					
			VEN	BS-5153					
130 Multijet 2,3 D	96/131	01/07->	VEN	BS-5108		SOL	BS-5109	for light alloy rims; MD Ducato 30; MD Ducato 33; MD Ducato 35	
			VEN	BS-5152	for steel rims; MD Ducato 30; MD Ducato 33	SOL	BS-5111	for steel rims; for light alloy rims; MD Ducato 40	
			VEN	BS-5153	for steel rims; for light alloy rims; MD HEAVY; MD Ducato 35				
			SOL	BS-5866	for steel rims; for light alloy rims; MD Ducato 40	SOL	BS-5151	for steel rims; MD Ducato 30; MD Ducato 33; for light alloy rims; MD Ducato 35	
150 Multijet 2,3 D	109/148	06/11->	VEN	BS-5108		SOL	BS-5109	for light alloy rims; MD 30; MD 33; MD 35	
			VEN	BS-5152	for steel rims; MD 30; MD 33	SOL	BS-5111	for steel rims; for light alloy rims; MD 40	
			VEN	BS-5153	MD HEAVY				
			SOL	BS-5866	for steel rims; for light alloy rims; MD 40	SOL	BS-5151	for steel rims; for light alloy rims; MD 35	
150 Multijet 3,0 D	107/146	04/10->	VEN	BS-5152	for steel rims; MD Ducato 33; MD Ducato 35; MD Ducato 40	SOL	BS-5109	for light alloy rims; MD Ducato 33; MD Ducato 35; MD Ducato 40	
						SOL	BS-5151	for steel rims	
160 Multijet 3,0 D	116/158	07/06->	VEN	BS-5108		SOL	BS-5109	MD 33; for light alloy rims; MD 35; - H/D	
			VEN	BS-5152	MD 33; for steel rims	SOL	BS-5111	MD 40	
			VEN	BS-5153	for incr. payload; for steel rims; for light alloy rims; MD Ducato 35; MD HEAVY				
			SOL	BS-5866	MD 40	SOL	BS-5151	MD 33; for steel rims; MD 35; for incr. payload	

	kW/HP		Type			Type		
160 Multijet 3,0 D	115/156	07/06->	VEN	BS-5152	for steel rims; MD Ducato 33	SOL	BS-5109	for light alloy rims; MD Ducato 33; -H/D; MD Ducato 35
			VEN	BS-5153	for incr. payload; for steel rims; MD 35 Ducato; incr. axle load; for light alloy rims; MD Ducato 35	SOL	BS-5111	for steel rims; for light alloy rims; MD Ducato 40
			SOL	BS-5866	for steel rims; for light alloy rims; MD Ducato 40	SOL	BS-5151	for steel rims; MD Ducato 33; for incr. payload; MD Ducato 35; ->01/09; 02/09->; for light alloy rims
180 Multijet 3,0 D	130/177	06/11->	VEN	BS-5108		SOL	BS-5109	MD 30; MD 33
			VEN	BS-5152	for steel rims; MD 30; MD 33	SOL	BS-5111	for steel rims; for light alloy rims; MD 40
			VEN	BS-5153	for light alloy rims; MD 35			
			SOL	BS-5866	for steel rims; for light alloy rims; MD 40	SOL	BS-5151	for steel rims; for light alloy rims; MD 35
<b>DUCATO Platform/Chassis [280]</b> 								
2.0	55/75	07/85->08/90				DRUM	BS-5097	06/90->; MD 14
2.0	62/84	08/88->08/90				DRUM	BS-5097	MD 18
2.5 D	55/75	07/82->08/90				DRUM	BS-5097	06/90->; MD 14
2.5 D 4x4	55/75	03/89->08/90				DRUM	BS-5097	06/90->; MD 14
2.5 TD	68/92	01/86->08/90				DRUM	BS-5097	06/90->; MD 14
<b>DUCATO Platform/Chassis [290]</b> 								
1.9 TD	60/82	03/89->03/94				DRUM	BS-5097	06/90->; MD 15; engine 280A1000; MD 18
2.0	62/84	07/90->03/94				DRUM	BS-5097	MD 14; engine 170D
2.0 4x4	63/86	06/90->05/94				DRUM	BS-5097	
2.5 D	55/75	03/89->03/94				DRUM	BS-5097	MD 14
2.5 D 4x4	55/75	07/90->03/94				DRUM	BS-5097	MD 14
2.5 TD	70/95	07/90->03/94				DRUM	BS-5097	Ø wheel 14" in; MD 18; MD 14
2.5 TD 4x4	70/95	07/90->03/94				DRUM	BS-5097	08/92->; MD 14
<b>ELBA [146_]</b> 								
1.4	49/67	10/93->02/95				DRUM	BS-5573	+ ABS; - ABS
1.6	69/94	01/94->12/96				DRUM	BS-5573	
<b>FIORINO [147]</b> 								
1.7 D	42/57	01/88->10/93				DRUM	BS-5573	11/92->
<b>FIORINO Box [146]</b> 								
60 1.7 D	44/60	05/88->05/00				DRUM	BS-5573	11/96->; 11/92->; + ABS
60 1.7 D	42/57	05/88->10/96				DRUM	BS-5573	11/92->
65 1.7 TD	46/63	01/97->05/01				DRUM	BS-5573	+ ABS
70 1.3	49/67	01/88->12/94				DRUM	BS-5573	11/92->
70 i.e. 1.4	49/67	05/94->05/01				DRUM	BS-5573	11/96->; + ABS
75 i.e. 1.6	55/75	10/93->05/01				DRUM	BS-5573	11/96->; + ABS
<b>FIORINO Box Body / Estate [225]</b> 								
1.3 D Multijet	70/95	07/09->	VEN	BS-5011	10/09->	DRUM	BS-5573	
1.3 D Multijet	55/75	11/07->	VEN	BS-5086		DRUM	BS-5573	
1.4	54/73	11/07->	VEN	BS-5086				
1.4 Natural Power	57/78	10/09->	VEN	BS-5086		DRUM	BS-5573	

	<b>kw/HP</b>		<b>Type</b>			<b>Type</b>		
<b>FIORINO Pick up (146)</b> 								
1.3	49/67	01/88->12/94				DRUM	BS-5573	11/92->
1.4	49/67	05/94->05/01				DRUM	BS-5573	11/96->; + ABS
1.6	55/75	01/94->05/01				DRUM	BS-5573	11/96->; + ABS
1.7 D	42/57	10/93->10/99				DRUM	BS-5573	+ ABS; - ABS
1.7 TD	46/63	01/97->05/01				DRUM	BS-5573	+ ABS
<b>FREEMONT (JC_, JF_)</b> 								
2.0 JTD	120/163	08/11->	VEN	BS-5505	01/12->; for ind. equipment ID BRF	SOL	BS-5492	
2.0 JTD	103/140	08/11->	VEN	BS-5505	01/12->; for ind. equipment ID BRF	SOL	BS-5492	
2.0 JTD	125/170	08/11->	VEN	BS-5505	01/12->; for ind. equipment ID BRF	SOL	BS-5492	
2.0 JTD	100/136	08/11->	VEN	BS-5505	01/12->; for ind. equipment ID BRF	SOL	BS-5492	
2.0 JTD 4x4	120/163	08/11->	VEN	BS-5505	01/12->; for ind. equipment ID BRF	SOL	BS-5492	
2.0 JTD 4x4	125/170	08/11->	VEN	BS-5505	01/12->; for ind. equipment ID BRF	SOL	BS-5492	
2.4	125/170	08/11->	VEN	BS-5505	for ind. equipment ID BRF	SOL	BS-5492	+ ABS
<b>GRANDE PUNTO (199)</b> 								
1.2	51/69	09/10->	SOL	BS-5000		DRUM	BS-5561	
1.2	48/65	10/05->	SOL	BS-5000	for steel rims; for light alloy rims	DRUM	BS-5561	
1.3 D Multijet	62/84	04/10->				DRUM	BS-5521	03/11->
1.3 D Multijet	51/69	07/08->	VEN	BS-5008	11/09->	DRUM	BS-5481	11/09->
1.3 D Multijet	55/75	10/05->	SOL	BS-5000		DRUM	BS-5521	
1.3 D Multijet	66/90	10/05->				DRUM	BS-5521	->08/10
1.4	55/75	06/06->	SOL	BS-5000	for steel rims	DRUM	BS-5521	
1.4	57/77	10/05->	SOL	BS-5000	for steel rims; for light alloy rims; MD Grande Punto	DRUM	BS-5521	MD Grande Punto
			VEN	BS-5008	MD Punto			
1.4 16V	70/95	10/05->	SOL	BS-5000		DRUM	BS-5521	MD 199AXC1A/199BXC1A
1.4 LPG	57/78	12/08->	SOL	BS-5000		DRUM	BS-5521	for steel rims; for light alloy rims
1.4 Natural Power	57/78	07/08->	SOL	BS-5000		DRUM	BS-5521	
<b>IDEA (350_)</b> 								
1.2 16V	59/80	01/04->	VEN	BS-5086				
1.3 D Multijet	70/95	05/08->	VEN	BS-5011		DRUM	BS-5573	
1.3 D Multijet	66/90	10/05->	VEN	BS-5011		DRUM	BS-5573	
1.3 JTD	51/70	01/04->	VEN	BS-5086				
1.4	57/77	10/05->	VEN	BS-5086				
1.4	66/90	12/03->	VEN	BS-5086				
1.4 16V	70/95	01/04->	VEN	BS-5086				
1.4 LPG	57/78	03/09->	VEN	BS-5086				
1.6 D Multijet	88/120	05/08->	VEN	BS-5011		DRUM	BS-5573	
1.9 JTD	74/101	01/04->	VEN	BS-5011		DRUM	BS-5573	



kW/HP



Type



Type



## LINEA (323)

1.3 D Multijet	66/90	06/07->	VEN	BS-5086		DRUM	BS-5573
1.4	57/77	06/07->	VEN	BS-5086		DRUM	BS-5573
1.4 T-Jet	88/120	09/07->	VEN	BS-5011		SOL	BS-5013
1.6	80/109	07/08->	VEN	BS-5011			
1.6 D Multijet	77/105	06/09->	VEN	BS-5011		SOL	BS-5013
1.9 16V	94/128	07/08->	VEN	BS-5011			

## MAREA (185)










1.2 16V	60/82	10/98->05/02	SOL	BS-5010	03/99->; ->08/00		
1.4 80 12V	59/80	09/96->05/02	SOL	BS-5010	->02/99		
1.6 100 16V	76/103	09/96->05/02	VEN	BS-5008	AT		
			SOL	BS-5010			
1.6 100 16V Bipower	76/103	04/99->05/02	VEN	BS-5008	->08/00; AT	DRUM	BS-5573
			SOL	BS-5010	->08/00; MT		
1.6 SX	72/98	09/00->08/02	VEN	BS-5008	TR; MD ALTERNATIVE		
			SOL	BS-5010			
1.8 115 16V	83/113	09/96->05/02	VEN	BS-5008	MD ALTERNATIVE	DRUM	BS-5573 03/99->; ->08/00
1.9 JTD 105	77/105	04/99->01/01	VEN	BS-5008			
1.9 JTD 110	81/110	01/01->05/02	VEN	BS-5008			
1.9 TD 100	74/100	09/96->05/02	VEN	BS-5008	MD ALTERNATIVE		
1.9 TD 75	55/75	09/96->05/02	SOL	BS-5010	->08/00		
2.0 150 20V	110/150	01/01->05/02	VEN	BS-5011		SOL	BS-5007
2.0 150 20V	108/147	09/96->04/99	VEN	BS-5011		SOL	BS-5007
2.0 155 20V	113/154	04/99->01/01	VEN	BS-5011	->08/00	SOL	BS-5007 ->08/00
2.4 JTD 130	96/130	04/99->05/02	VEN	BS-5011	->08/00	SOL	BS-5007 ->08/00
2.4 TD 125	91/125	09/96->04/99	VEN	BS-5011		SOL	BS-5007

## MAREA Weekend (185)

1.2 16V	60/82	10/98->05/02	VEN	BS-5008	03/99->; ->08/00	DRUM	BS-5573
1.4 80 12V	59/80	09/96->05/02	VEN	BS-5008	MD ALTERNATIVE		
1.6 100 16V	76/103	09/96->05/02	VEN	BS-5008		DRUM	BS-5573
1.8 115 16V	83/113	09/96->05/02	VEN	BS-5008	MD ALTERNATIVE	DRUM	BS-5573
1.9 JTD 105	77/105	04/99->05/02	VEN	BS-5008		DRUM	BS-5573
1.9 JTD 110	81/110	01/01->05/02	VEN	BS-5008		DRUM	BS-5573
1.9 TD 100	74/100	09/96->05/02	VEN	BS-5008	MD ALTERNATIVE	DRUM	BS-5573 04/01->; ->03/01
1.9 TD 75	55/75	09/96->05/02	SOL	BS-5010	->08/00	DRUM	BS-5573 03/99->; ->08/00; ->02/99
2.0 150 20V	110/150	01/01->05/02	VEN	BS-5011		SOL	BS-5007
2.0 150 20V	108/147	09/96->04/99	VEN	BS-5011		SOL	BS-5007
2.0 155 20V	113/154	04/99->02/03	VEN	BS-5011	->08/00	SOL	BS-5007 ->08/00
2.4 JTD 130	96/130	04/99->05/02	VEN	BS-5011	->08/00	SOL	BS-5007 ->08/00

	kW/HP		Type			Type		
2.4 TD 125	91/125	09/96->04/99	VEN	BS-5011		SOL	BS-5007	
<b>MULTIPLA (186)</b> 								
1.6	76/103	09/00->06/10				SOL	BS-5013	+ ABS; MD Multipla Van
						DRUM	BS-5573	
1.6 100 16V (186AXA1A)	76/103	04/99->06/10				SOL	BS-5013	
						DRUM	BS-5573	->08/00
1.6 16V (186AGB1A)	70/95	04/02->06/10				SOL	BS-5013	for steel rims; for light alloy rims
						DRUM	BS-5573	->08/05; - ABS
1.6 16V Bipower (186AMB1A)	76/103	04/99->06/10				SOL	BS-5013	04/02->
						DRUM	BS-5573	->03/02
1.6 16V Bipower (186AXC1A)	76/103	10/01->06/10				SOL	BS-5013	04/02->
						DRUM	BS-5573	
1.6 16V Blupower (186AMA1A)	70/95	04/99->06/10				SOL	BS-5013	
						DRUM	BS-5573	->02/01
1.9 JTD (186AXE1A)	88/120	04/02->06/10				SOL	BS-5013	+ ABS
						DRUM	BS-5573	- ABS
1.9 JTD 105 (186AXB1A)	77/105	04/99->06/10				SOL	BS-5013	+ ABS
						DRUM	BS-5573	->03/02
1.9 JTD 110	81/110	03/01->07/02				SOL	BS-5013	+ ABS
						DRUM	BS-5573	- ABS
1.9 JTD 115	85/115	07/02->06/10				SOL	BS-5013	
						DRUM	BS-5573	
<b>PALIO (178BX)</b> 								
1.2	54/73	06/98->	VEN	BS-5008	01/99->	DRUM	BS-5573	
1.4	51/69	04/96->	VEN	BS-5008	01/99->; ->08/01	DRUM	BS-5573	07/97->; ->08/01
1.4 CAT	51/69	04/96->	VEN	BS-5008	01/99->; ->08/01	DRUM	BS-5573	07/97->; ->08/01
1.6 16V	74/100	04/96->	VEN	BS-5008	01/99->; ->08/01	DRUM	BS-5573	07/97->; ->08/01
<b>PALIO Weekend (178DX)</b> 								
1.2	59/80	09/01->	VEN	BS-5008		DRUM	BS-5573	
1.2 (178DX.G1A)	54/73	04/96->02/01	VEN	BS-5008	07/97->	DRUM	BS-5573	07/97->; not for PL
1.2 (178DYA1A)	44/60	02/01->	VEN	BS-5008	+ ABS	DRUM	BS-5573	+ ABS
1.6 16V (178DX.D1A)	74/100	04/96->02/01	VEN	BS-5008	07/97->	DRUM	BS-5573	07/97->
1.6 16V (178DYC1A06)	76/103	02/01->	VEN	BS-5008		DRUM	BS-5573	
1.7 TD (178DX.H1A)	51/70	04/96->03/01	VEN	BS-5008	01/99->	DRUM	BS-5573	07/97->; ->08/00
1.9 D (178DYD1A07)	46/63	03/01->	VEN	BS-5008	+ ABS	DRUM	BS-5573	+ ABS
1.9 JTD	59/80	09/01->	VEN	BS-5008		DRUM	BS-5573	
<b>PANDA (169)</b> 								
1.1	40/54	09/03->				SOL	BS-5007	
						DRUM	BS-5481	



	kw/HP		Type			Type			
1.2	51/69	03/10->				SOL	BS-5007		
						DRUM	BS-5481	for steel rims; for light alloy rims	
1.2	44/60	09/03->				SOL	BS-5007		
						DRUM	BS-5481		
1.2 4x4	44/60	10/04->				SOL	BS-5007		
1.2 4x4	51/69	11/09->				SOL	BS-5007	04/10->; MD DYNAMIC	
1.2 LPG	44/60	04/09->				SOL	BS-5007		
						DRUM	BS-5481		
1.2 LPG	51/69	11/10->				SOL	BS-5007		
						DRUM	BS-5481		
1.3 D Multijet	55/75	06/06->				DRUM	BS-5481	for steel rims; for light alloy rims	
1.3 D Multijet	51/70	09/03->				SOL	BS-5007	+ ABS	
						DRUM	BS-5481		
1.3 D Multijet 4x4	55/75	09/10->	VEN	BS-5086		SOL	BS-5007		
1.3 D Multijet 4x4	51/70	10/04->	VEN	BS-5086		SOL	BS-5007		
1.4	74/100	10/06->	VEN	BS-5086		SOL	BS-5007		
1.4 Natural Power	51/69	01/10->				SOL	BS-5007		
						DRUM	BS-5481		
1.4 Natural Power	57/78	09/10->				SOL	BS-5007		
						DRUM	BS-5481	for light alloy rims	
<b>PANDA [312_, 312] </b>									
0.9 4x4	66/90	06/14->				SOL	BS-5007	not for ind. equipment ID 432/421	
0.9 4x4	63/86	09/12->				SOL	BS-5007	for steel rims	
1.3 D Multijet 4x4	70/95	04/15->				SOL	BS-5007	for steel rims	
1.3 D Multijet 4x4	55/75	06/12->				SOL	BS-5007	- ESP	
1.3 D Multijet 4x4	59/80	06/14->				SOL	BS-5007	not for ind. equipment ID 432/421	
<b>PANDA Van [169] </b>									
1.1	40/54	09/04->				SOL	BS-5007		
						DRUM	BS-5481		
1.2 LPG	44/60	04/09->				SOL	BS-5007		
						DRUM	BS-5481		
1.3 D Multijet	55/75	01/06->				DRUM	BS-5481		
1.3 D Multijet 4x4	51/70	10/04->				DRUM	BS-5481		
1.4 Natural Power	57/78	10/09->				SOL	BS-5007		
<b>PANDA VAN [312_, 312] </b>									
0.9 4x4	63/86	09/12->				SOL	BS-5007	for steel rims	
0.9 Natural Power	63/86	07/12->				SOL	BS-5007	for steel rims	
1.3 D Multijet 4x4	55/75	06/12->				SOL	BS-5007	for steel rims	



kW/HP



Type



Type



## PUNTO [176]










1.2 16V	63/86	04/97->09/99	SOL	BS-5010		SOL	BS-5007	
						DRUM	BS-5481	
1.4 GT Turbo	98/133	01/94->09/96	VEN	BS-5008		SOL	BS-5007	
1.4 GT Turbo	96/131	09/96->09/99	VEN	BS-5008		SOL	BS-5007	
1.6	65/88	01/94->04/97	SOL	BS-5010		SOL	BS-5007	
						DRUM	BS-5481	
1.7 D	42/57	04/94->09/97	SOL	BS-5010	->11/96	SOL	BS-5007	12/96->; + ABS
						DRUM	BS-5481	+ ABS
1.7 TD	52/71	01/94->09/99	SOL	BS-5010		SOL	BS-5007	
						DRUM	BS-5481	
1.7 TD	51/69	01/94->09/99	SOL	BS-5010	+ ABS	SOL	BS-5007	
						DRUM	BS-5481	
1.7 TD	46/63	09/96->09/99	SOL	BS-5010		SOL	BS-5007	
						DRUM	BS-5481	
55 1.1	40/54	09/93->09/99	SOL	BS-5010	+ ABS	SOL	BS-5007	- ABS
						DRUM	BS-5481	
60 1.2	43/58	01/94->09/99	SOL	BS-5010	+ ABS	SOL	BS-5007	- ABS
						DRUM	BS-5481	+ ABS
60 1.2	44/60	03/94->09/99	SOL	BS-5010	+ ABS	SOL	BS-5007	- ABS
						DRUM	BS-5481	
75 1.2	54/73	10/93->09/99	SOL	BS-5010	+ ABS	SOL	BS-5007	- ABS
						DRUM	BS-5481	



## PUNTO [188]












1.2 16V 80 [188.233, .235, .253, .255, .333, .353, .639...]	59/80	09/99->	SOL	BS-5010		DRUM	BS-5481	
1.2 60 [188.030, .050, .130, .150, .230, .250]	44/60	09/99->				SOL	BS-5007	
						DRUM	BS-5481	
1.2 Natural Power	44/60	09/03->				SOL	BS-5007	
						DRUM	BS-5481	
1.3 JTD 16V	51/70	06/03->	VEN	BS-5008		DRUM	BS-5481	
1.4	70/95	09/03->	VEN	BS-5008				
1.8 130 HGT [188.738, .718]	96/130	09/99->	VEN	BS-5086	->05/03	SOL	BS-5007	
1.9 DS 60 [188.031, .051, .231, .251]	44/60	09/99->	SOL	BS-5010		DRUM	BS-5481	
1.9 JTD	74/101	06/03->				SOL	BS-5007	
1.9 JTD	63/86	10/01->	VEN	BS-5008		DRUM	BS-5481	
1.9 JTD 80 [188.237, .257, .337, .357]	59/80	09/99->	VEN	BS-5008		DRUM	BS-5481	














## PUNTO [199]








0.9	77/105	07/13->	SOL	BS-5000	for steel rims; for light alloy rims	DRUM	BS-5521	
0.9	74/101	12/13->	SOL	BS-5000	for steel rims; for light alloy rims	DRUM	BS-5521	








	kw/HP		Type			Type		
0.9 Bifuel	63/86	03/12->	SOL	BS-5000	for steel rims; for light alloy rims	DRUM	BS-5521	for steel rims; for light alloy rims
0.9 Twinair Turbo	63/86	03/12->	SOL	BS-5000		DRUM	BS-5521	for steel rims; for light alloy rims
1.2	49/67	02/14->	SOL	BS-5000	for steel rims; for light alloy rims	DRUM	BS-5561	
1.2	51/69	03/12->	SOL	BS-5000		DRUM	BS-5561	for light alloy rims
1.3 D Multijet	55/75	03/12->	SOL	BS-5000		DRUM	BS-5521	for steel rims; for light alloy rims
1.3 D Multijet	62/84	03/12->				DRUM	BS-5521	for steel rims; for light alloy rims
1.3 D Multijet	70/95	03/12->				DRUM	BS-5521	for steel rims; for light alloy rims
1.3 D Multijet	59/80	12/13->				DRUM	BS-5521	for steel rims; for light alloy rims
1.4	57/78	03/12->	SOL	BS-5000		DRUM	BS-5521	
1.4	55/75	03/12->	SOL	BS-5000		DRUM	BS-5521	for steel rims; for light alloy rims
1.4 Bifuel	57/78	03/12->	SOL	BS-5000		DRUM	BS-5521	for steel rims; for light alloy rims
1.4 Multi Air	77/105	03/12->	SOL	BS-5000		DRUM	BS-5521	for steel rims; for light alloy rims
1.4 Natural Power	57/78	03/12->	SOL	BS-5000		DRUM	BS-5521	
1.4 Turbo Multi Air	99/135	03/12->				DRUM	BS-5521	for steel rims; for light alloy rims
<b>PUNTO Convertible (176C)</b> 								
60 1.2	43/58	04/94->06/00				SOL	BS-5007	- ABS
						DRUM	BS-5481	->04/99
60 1.2	44/60	05/95->06/00				SOL	BS-5007	- ABS
						DRUM	BS-5481	
85 16V 1.2	63/86	04/97->06/00	SOL	BS-5010		SOL	BS-5007	
						DRUM	BS-5481	
90 1.6	65/88	04/94->04/97	SOL	BS-5010		SOL	BS-5007	
						DRUM	BS-5481	
<b>PUNTO EVO (199)</b> 								
1.2	51/69	10/09->02/12	SOL	BS-5000		DRUM	BS-5561	09/10->
1.2	48/65	10/09->02/12	SOL	BS-5000		DRUM	BS-5561	
1.3 D Multijet	51/69	07/08->02/12	SOL	BS-5000		DRUM	BS-5521	10/09->; for light alloy rims; for steel rims
1.3 D Multijet	62/84	10/09->02/12				DRUM	BS-5521	
1.3 D Multijet	55/75	10/09->02/12	SOL	BS-5000		DRUM	BS-5521	
1.3 D Multijet	70/95	10/09->02/12				DRUM	BS-5521	for steel rims
1.4	55/75	07/09->02/12	SOL	BS-5000		DRUM	BS-5521	for light alloy rims; for steel rims
1.4	57/77	10/09->02/12	SOL	BS-5000		DRUM	BS-5521	
1.4 16V	77/105	10/09->02/12	SOL	BS-5000		DRUM	BS-5521	
1.4 LPG	57/78	06/09->02/12	SOL	BS-5000		DRUM	BS-5521	
1.4 Natural Power	57/78	10/09->02/12	SOL	BS-5000		DRUM	BS-5521	
<b>PUNTO Van (176L)</b> 								
1.1	40/54	04/96->02/00				SOL	BS-5007	
						DRUM	BS-5481	

	kW/HP		Type			Type			
1.7 D	42/57	04/96->02/00	SOL	BS-5010		SOL	BS-5007		
						DRUM	BS-5481	->11/96	
1.7 TD	52/71	04/96->02/00	SOL	BS-5010		SOL	BS-5007		
						DRUM	BS-5481	->11/96	
<b>PUNTO Van [188AX]</b> 									
1.2 60	44/60	02/00->10/09				SOL	BS-5007		
						DRUM	BS-5481		
1.3 JTD	51/69	06/03->10/05	VEN	BS-5008		DRUM	BS-5481		
1.9 D 60	44/60	02/00->10/09	SOL	BS-5010	09/00->	DRUM	BS-5481	09/00->	
1.9 JTD	63/86	02/00->10/09	VEN	BS-5008		DRUM	BS-5481		
<b>QUBO [225]</b> 									
1.3 D Multijet	55/75	02/08->	VEN	BS-5086		DRUM	BS-5573		
1.3 D Multijet	59/80	03/15->	VEN	BS-5086		DRUM	BS-5573		
1.3 D Multijet	70/95	07/10->	VEN	BS-5011		DRUM	BS-5573		
1.4	54/73	02/08->	VEN	BS-5086					
1.4	57/78	10/09->	VEN	BS-5086					
1.4 Natural Power	57/78	10/09->	VEN	BS-5086		DRUM	BS-5573		
<b>SCUDO [272, 270]</b> 									
2.0 D Multijet	88/120	01/07->	VEN	BS-5104					
2.0 D Multijet	100/136	01/07->	VEN	BS-5104					
2.0 D Multijet	94/128	04/11->	VEN	BS-5104					
2.0 D Multijet	120/163	07/10->	VEN	BS-5104					
<b>SCUDO Box [220L]</b> 									
1.6	58/79	02/96->12/06	VEN	BS-5841	->08/00				
1.9 D	51/69	02/96->12/06	VEN	BS-5841	->08/00				
1.9 D	51/69	04/98->12/06	VEN	BS-5841					
1.9 TD	66/90	02/96->12/06	VEN	BS-5841	->08/00				
1.9 TD	68/92	02/98->12/06	VEN	BS-5841	->08/00				
2.0	100/136	05/00->12/06	VEN	BS-5841					
2.0 JTD	80/109	12/02->12/06	VEN	BS-5841					
2.0 JTD	69/94	12/99->12/06	VEN	BS-5841					
2.0 JTD 16V	80/109	05/99->12/06	VEN	BS-5841					
<b>SCUDO Box [272, 270]</b> 									
1.6 D Multijet	66/90	01/07->	VEN	BS-5104					
2.0 D Multijet	88/120	01/07->	VEN	BS-5104					
2.0 D Multijet	100/136	01/07->	VEN	BS-5104					
2.0 D Multijet	94/128	05/11->	VEN	BS-5104					
2.0 D Multijet	120/163	07/10->	VEN	BS-5104					







	<b>kW/HP</b>		<b>Type</b>			<b>Type</b>		
<b>SCUDO Combinato [220P]</b> 								
1.6	58/79	02/96->12/06	VEN	BS-5841				-->08/00
1.9 D	51/69	02/96->04/98	VEN	BS-5841				
1.9 D	51/69	04/98->12/06	VEN	BS-5841				
1.9 TD	68/92	02/96->12/06	VEN	BS-5841				-->08/00
1.9 TD Eco	66/90	02/96->12/06	VEN	BS-5841				
2.0 16V	100/136	06/00->12/06	VEN	BS-5841				
2.0 JTD	80/109	12/99->12/06	VEN	BS-5841				09/00->
<b>SCUDO Platform/Chassis [272, 270]</b> 								
2.0 D Multijet	88/120	01/07->	VEN	BS-5104				
2.0 D Multijet	100/136	01/07->	VEN	BS-5104				
<b>SEDICI (FY_) </b>								
1.6 16V	88/120	06/06->	VEN	BS-5045		SOL		BS-5854
1.6 16V	79/107	06/06->	VEN	BS-5045		SOL		BS-5854
1.6 16V 4x4	88/120	06/06->	VEN	BS-5045		SOL		BS-5854
1.6 16V 4x4	79/107	06/06->	VEN	BS-5045		SOL		BS-5854
1.9 D Multijet	88/120	06/06->	VEN	BS-5045		SOL		BS-5854
1.9 D Multijet 4x4	88/120	06/06->	VEN	BS-5045		SOL		BS-5854
2.0 D Multijet	99/135	06/06->	VEN	BS-5045		SOL		BS-5854
2.0 D Multijet 4x4	99/135	06/06->	VEN	BS-5045		SOL		BS-5854
<b>SEICENTO / 600 [187] </b>								
0.9 [187AXA, 187AXA1A]	29/39	01/98->01/10				SOL		BS-5007
1.1 [187AXB, 187AXB1A]	40/54	01/98->01/10				SOL		BS-5007
Elektra [187AEA1A, 187BEA1A]	30/41	01/99->01/05				SOL		BS-5007
<b>STILO [192] </b>								
1.2 16V [192_XA1B]	59/80	02/02->11/06	VEN	BS-5086		SOL		BS-5013
1.4 16V	70/95	01/04->11/06	VEN	BS-5086		SOL		BS-5013
1.4 16V	66/90	03/05->11/06	VEN	BS-5086		SOL		BS-5013
1.6	100/136	04/05->11/06	VEN	BS-5086		SOL		BS-5013
1.6 16V	77/105	05/05->11/06	VEN	BS-5086		SOL		BS-5013
1.6 16V [192_XB1A]	76/103	10/01->11/06	VEN	BS-5086		SOL		BS-5013
1.8 16V [192_XC1A]	98/133	10/01->11/06	VEN	BS-5011		SOL		BS-5013
1.9 D Multijet	88/120	09/05->11/06	VEN	BS-5011		SOL		BS-5013
1.9 D Multijet	110/150	09/05->11/06				SOL		BS-5013
1.9 D Multijet	74/100	09/05->11/06	VEN	BS-5011		SOL		BS-5013
1.9 JTD	103/140	01/04->11/06				SOL		BS-5013
1.9 JTD	93/126	09/03->11/06				SOL		BS-5013 -->08/05
1.9 JTD [192_XE1A]	85/115	10/01->11/06	VEN	BS-5011		SOL		BS-5013
1.9 JTD [192_XF1A]	59/80	02/02->11/06	VEN	BS-5011		SOL		BS-5013 -->08/05











	<b>kW/HP</b>		<b>Type</b>			<b>Type</b>		
1.9 JTD (192AXS1B, 192BXS1B)	66/90	09/04->11/06	VEN	BS-5011		SOL	BS-5013	
2.4 20V (192_XD1A)	125/170	10/01->11/06				SOL	BS-5013	
<b>STILO Multi Wagon (192)</b> 								
1.4 16V	70/95	01/04->08/08	VEN	BS-5011		SOL	BS-5013	
1.4 16V	66/90	03/05->08/08	VEN	BS-5011		SOL	BS-5013	
1.6 16V	76/103	01/03->08/08	VEN	BS-5011		SOL	BS-5013	
1.6 16V	77/105	03/05->12/07	VEN	BS-5011		SOL	BS-5013	
1.8 16V	98/133	01/03->08/08	VEN	BS-5011		SOL	BS-5013	
1.9 D Multijet	88/120	09/05->08/08	VEN	BS-5011		SOL	BS-5013	
1.9 D Multijet	110/150	09/05->08/08				SOL	BS-5013	
1.9 D Multijet	74/100	09/05->08/08	VEN	BS-5011		SOL	BS-5013	
1.9 JTD	59/80	01/03->08/08	VEN	BS-5011	->08/05	SOL	BS-5013	->08/05
1.9 JTD	85/115	01/03->08/08	VEN	BS-5011		SOL	BS-5013	
1.9 JTD	103/140	01/04->08/08				SOL	BS-5013	->08/05
1.9 JTD	93/126	09/03->08/08				SOL	BS-5013	->08/05
<b>STRADA Pickup (178E)</b> 								
1.2	44/60	04/03->	VEN	BS-5008	->10/05	DRUM	BS-5573	->10/05
1.2	54/73	06/99->	VEN	BS-5008	02/00->; ->05/01	DRUM	BS-5573	02/00->; ->05/01
1.3 D Multijet	62/85	05/06->	VEN	BS-5008		DRUM	BS-5573	
1.7 TD	51/69	06/99->	VEN	BS-5008	02/00->; ->05/01	DRUM	BS-5573	02/00->; ->05/01
1.9 D	46/63	12/00->	VEN	BS-5008	06/01->	DRUM	BS-5573	06/01->
1.9 JTD	59/80	04/03->	VEN	BS-5008	->08/05	DRUM	BS-5573	->08/05
<b>STRADA Pickup (278_, 578_) </b> 								
1.3 D Multijet	70/95	10/10->	VEN	BS-5008		DRUM	BS-5573	
<b>TALENTO Box (290)</b> 								
1.9 D (290UK)	52/71	03/89->03/94				DRUM	BS-5097	09/89->
2.0 (290U4)	55/75	03/89->03/94				DRUM	BS-5097	09/89->
<b>TALENTO Bus (290)</b> 								
1.9 D (290UEHK)	52/71	03/89->03/94				DRUM	BS-5097	09/89->
2.0 (290UEH4)	55/75	03/89->03/94				DRUM	BS-5097	09/89->
<b>TALENTO Platform/Chassis (290)</b> 								
1.9 D (290UAK, 290UTK)	52/71	03/89->03/94				DRUM	BS-5097	09/89->
2.0 (290UA4)	55/75	03/89->03/94				DRUM	BS-5097	09/89->
<b>TEMPRA (159)</b> 								
						SOL	BS-5007	MT; + ABS
1.4 i.e. (159.AC, 159.AX)	51/69	03/92->08/96	SOL	BS-5010	MT; + ABS	DRUM	BS-5481	MT
						DRUM	BS-5573	->06/93; AT
						SOL	BS-5007	MT; + ABS
1.6	63/86	03/90->04/93	SOL	BS-5010	+ ABS	DRUM	BS-5481	MT
						DRUM	BS-5573	AT















	kW/HP		Type			Type			
						SOL	BS-5007	MT	
1.6 i.e. (159.AE)	57/78	06/90->07/92	SOL	BS-5010	+ ABS	DRUM	BS-5481	MT	
						DRUM	BS-5573	semi-auto.	
1.6 i.e. (159.AJ)	66/90	06/94->08/96	SOL	BS-5010		SOL	BS-5007	+ ABS	
						DRUM	BS-5481	- ABS; MT	
						DRUM	BS-5573	- ABS; AT	
1.6 i.e. (159.AS, 159.AT)	55/75	06/92->08/96	SOL	BS-5010		SOL	BS-5007	- ABS; MT; + ABS	
						DRUM	BS-5481	07/93->; MT	
						DRUM	BS-5573	07/93->; AT	
1.8 i.e. (159.AN)	77/105	03/92->08/96	SOL	BS-5010	+ ABS	SOL	BS-5007	+ ABS	
						DRUM	BS-5573		
1.8 i.e. (159.AV)	76/103	09/93->08/96	SOL	BS-5010	+ ABS	SOL	BS-5007	+ ABS	
						DRUM	BS-5573		
1.8 i.e. (159.AZ)	66/90	09/93->08/96	SOL	BS-5010		SOL	BS-5007		
						DRUM	BS-5573		
1.8 i.e. (159.BY)	74/101	10/94->08/96	SOL	BS-5010		SOL	BS-5007		
						DRUM	BS-5573		
1.9 TD (159.AQ)	59/80	07/92->08/96	VEN	BS-5008	->06/93; + ABS	SOL	BS-5007	->06/93; + ABS	
			SOL	BS-5010	->06/93	DRUM	BS-5573	->06/93	
1.9 TD (159.CU, 159.AU, 159.AI, 159.BI)	66/90	05/90->08/96	VEN	BS-5008	+ ABS	SOL	BS-5007	+ ABS	
			SOL	BS-5010	->06/93	DRUM	BS-5481	07/93->; - ABS	
						DRUM	BS-5573	->06/93	
2.0 i.e. (159.AP)	83/113	10/90->08/96	VEN	BS-5008	+ ABS	SOL	BS-5007	+ ABS	
						DRUM	BS-5573	->06/93	
<b>TEMPRA S.W. (159)</b> 									
1.4 i.e. (159.AC, 159.AX)	51/69	10/92->08/96	SOL	BS-5010	07/93->; + ABS	SOL	BS-5007	07/93->; + ABS	
						DRUM	BS-5573	07/93->	
1.6	63/86	12/90->04/93	SOL	BS-5010		SOL	BS-5007		
						DRUM	BS-5573		
1.6 i.e. (159.AE)	57/78	10/90->08/96	SOL	BS-5010		SOL	BS-5007	+ ABS	
						DRUM	BS-5573	- ABS	
1.6 i.e. (159.AJ)	66/90	06/94->08/96	SOL	BS-5010		SOL	BS-5007	+ ABS	
						DRUM	BS-5573		
1.6 i.e. (159.AS, 159.AT)	55/75	10/92->08/96	SOL	BS-5010	07/93->; + ABS	SOL	BS-5007	07/93->; + ABS	
						DRUM	BS-5573		
1.8 i.e. (159.AN)	81/110	03/90->08/96	VEN	BS-5008	04/91->; ->06/93; + ABS	SOL	BS-5007	04/91->; ->06/93; + ABS	
						DRUM	BS-5573	04/91->; ->06/93	













	kW/HP		Type			Type		
1.8 i.e. (159.AN)	77/105	03/92->12/93	VEN	BS-5008		SOL	BS-5007	+ ABS
						DRUM	BS-5573	- ABS
1.8 i.e. (159.AV)	76/103	09/93->08/96	VEN	BS-5008	+ ABS	SOL	BS-5007	+ ABS
						DRUM	BS-5573	
1.8 i.e. (159.AZ)	66/90	09/93->08/96	SOL	BS-5010		SOL	BS-5007	
						DRUM	BS-5573	
1.8 i.e. (159.BY)	74/101	10/94->08/96	SOL	BS-5010		SOL	BS-5007	
						DRUM	BS-5573	
1.9 TD (159.AI, 159.BI, 159.CU, 159.AU)	66/90	07/91->02/95	VEN	BS-5008	+ ABS	SOL	BS-5007	+ ABS
			SOL	BS-5010	->06/93	DRUM	BS-5573	->06/93
1.9 TD (159.AQ)	59/80	03/92->06/93	VEN	BS-5008	+ ABS	SOL	BS-5007	+ ABS
			SOL	BS-5010		DRUM	BS-5573	
2.0 i.e. (159.AP)	83/113	01/91->03/95	VEN	BS-5008		SOL	BS-5007	+ ABS
						DRUM	BS-5573	- ABS
2.0 i.e. 4x4 (159.AP)	83/113	03/92->03/95	VEN	BS-5008	+ ABS	SOL	BS-5007	+ ABS
						DRUM	BS-5573	->06/93
<b>TIPO [160]</b> 								
1.1 (160.AA)	41/56	01/88->10/91	SOL	BS-5010		SOL	BS-5007	
						DRUM	BS-5481	
1.4 (160.AC)	52/71	07/87->12/89	SOL	BS-5010		SOL	BS-5007	- ABS; MT; + ABS
						DRUM	BS-5481	MT; - ABS
						DRUM	BS-5573	AT; - ABS
1.4 i.e.	57/78	05/89->04/95	SOL	BS-5010	+ ABS	SOL	BS-5007	- ABS; + ABS
						DRUM	BS-5481	- ABS
1.4 i.e. (160.AP, 160.AD, 160.EA)	51/70	05/89->04/95	SOL	BS-5010	MT; + ABS	SOL	BS-5007	MT; + ABS
						DRUM	BS-5481	MT
						DRUM	BS-5573	->10/92; AT
1.6 (160.AE)	61/83	01/88->10/91	SOL	BS-5010	AT	SOL	BS-5007	MT; AT; + ABS
						DRUM	BS-5481	MT
						DRUM	BS-5573	AT
1.6 i.e.	66/90	02/88->05/91	SOL	BS-5010		SOL	BS-5007	- ABS
						DRUM	BS-5481	
1.6 i.e. (160.A1, 160.EC, 160.EB)	55/75	10/92->04/95	SOL	BS-5010	AT	SOL	BS-5007	+ ABS; MT
						DRUM	BS-5481	- ABS
1.6 i.e. (160.AF)	57/78	07/90->01/93	SOL	BS-5010	+ ABS	SOL	BS-5007	11/92->; MT
						DRUM	BS-5481	MT
						DRUM	BS-5573	AT
























	kw/HP		Type			Type		
1.7 D (160.AG)	43/58	01/88->10/94	SOL	BS-5010	11/92->; + ABS	SOL	BS-5007	06/88->; 11/92->; + ABS
						DRUM	BS-5481	06/88->
1.8 i.e.	71/97	03/93->04/95	SOL	BS-5010		SOL	BS-5007	+ ABS
						DRUM	BS-5573	
1.8 i.e.	66/90	09/93->04/95	SOL	BS-5010		SOL	BS-5007	+ ABS
						DRUM	BS-5573	
1.8 i.e.	81/110	10/90->06/93	SOL	BS-5010	->10/92; + ABS	SOL	BS-5007	->10/92; + ABS
						DRUM	BS-5573	->10/92
1.8 i.e. (160.AY)	77/105	10/90->06/93	VEN	BS-5008	11/92->	SOL	BS-5007	
			SOL	BS-5010	->10/92; + ABS	DRUM	BS-5573	->10/92
1.8 i.e. (160.ED)	76/103	04/93->04/95	VEN	BS-5008		SOL	BS-5007	
1.8 i.e. (160.EQ, 160.AM)	74/101	10/94->10/95	SOL	BS-5010		SOL	BS-5007	
						DRUM	BS-5573	
1.8 i.e. 16V Sport	100/136	11/89->06/92	VEN	BS-5008	04/90->	SOL	BS-5007	04/90->
			SOL	BS-5010	->10/92; + ABS	DRUM	BS-5573	->10/92
1.9 TD (160.AW)	59/80	03/92->06/93	VEN	BS-5008	+ ABS	SOL	BS-5007	+ ABS
			SOL	BS-5010	- ABS	DRUM	BS-5573	- ABS
1.9 TD (160.EL, 160.GL, 160.AQ, 160.EI, 160.AR)	66/90	09/90->04/95	SOL	BS-5010	+ ABS	SOL	BS-5007	+ ABS
						DRUM	BS-5573	
2.0 16V (160.AV)	107/146	07/91->04/95				SOL	BS-5007	11/91->; ->10/92
2.0 i.e. (160.AJ)	80/109	06/90->03/92	VEN	BS-5008		SOL	BS-5007	
2.0 i.e. (160.AT, 160.AJ)	83/113	03/90->04/95	VEN	BS-5008	->10/92	SOL	BS-5007	->10/92
2.0 i.e. 16V Sport (160.EF)	102/139	03/93->04/95				SOL	BS-5007	
<b>ULYSSE (220)</b> 								
1.8 (220.BB5)	73/99	05/97->08/02	VEN	BS-5841	->08/00; + ABS			
<b>UNO (146A/E)</b> 								
1.6	65/88	12/89->12/93				DRUM	BS-5481	->09/92; MT
						DRUM	BS-5573	->09/92; AT
1.6 R	66/90	12/92->12/95				DRUM	BS-5481	->09/94; - ABS
						SOL	BS-5007	MT; + ABS
70 S 1.4	52/71	09/89->10/92	SOL	BS-5010	AT	DRUM	BS-5481	- ABS; MT
						DRUM	BS-5573	- ABS; AT
<b>FORD</b>								
<b>CAPRI (ECJ)</b> 								
1300	39/53	01/71->12/72				DRUM	BS-5564	
1300	39/54	01/71->12/73				DRUM	BS-5564	
1300	43/59	01/73->12/73				DRUM	BS-5564	
1300	40/55	10/72->12/73				DRUM	BS-5564	
1300	37/50	12/68->12/72				DRUM	BS-5564	











	<b>kW/HP</b>		<b>Type</b>			<b>Type</b>		
1500	44/60	12/68->02/74				DRUM	BS-5564	
1500	48/65	12/68->02/74				DRUM	BS-5564	
1700	55/75	12/68->08/72				DRUM	BS-5564	
3000	103/140	08/72->02/74				DRUM	BS-5555	01/74->
<b>CAPRI II [GECPI]</b> 								
1.3	40/54	02/74->08/77				DRUM	BS-5564	
1.3	42/57	02/74->08/77				DRUM	BS-5564	
3.0	101/138	02/74->12/77				DRUM	BS-5555	
<b>CAPRI III [GECPI]</b> 								
1.3	40/54	01/78->06/85				DRUM	BS-5564	->12/83
1.6	54/73	01/78->04/87				DRUM	BS-5564	
2.8 i Turbo	138/188	01/82->04/87				DRUM	BS-5555	
2.8 Super Injection	118/160	01/81->04/87				DRUM	BS-5555	
3.0	101/138	01/78->12/81				DRUM	BS-5555	
<b>C-MAX [DM2]</b> 								
1.6	74/100	02/07->09/10	VEN	BS-5005		SOL	BS-5314	
1.6 TDCi	74/101	02/07->09/10	VEN	BS-5005		SOL	BS-5314	
1.6 TDCi	66/90	02/07->09/10	VEN	BS-5005		SOL	BS-5314	
1.6 TDCi	80/109	02/07->09/10	VEN	BS-5005		SOL	BS-5314	
1.8	90/122	02/07->09/10	VEN	BS-5005		SOL	BS-5314	
1.8	92/125	02/07->09/10	VEN	BS-5005		SOL	BS-5314	
1.8 Flexifuel	92/125	02/07->09/10	VEN	BS-5005		SOL	BS-5314	
1.8 TDCi	85/115	02/07->09/10	VEN	BS-5006		SOL	BS-5265	
2.0	107/145	02/07->09/10	VEN	BS-5006		SOL	BS-5265	
2.0 CNG	107/145	04/09->09/10	VEN	BS-5006		SOL	BS-5265	
2.0 LPG	107/145	06/08->09/10	VEN	BS-5006		SOL	BS-5265	
2.0 TDCi	98/133	02/07->09/10	VEN	BS-5006		SOL	BS-5265	
2.0 TDCi	100/136	02/07->09/10	VEN	BS-5006		SOL	BS-5265	
2.0 TDCi	81/110	02/08->09/10	VEN	BS-5005		SOL	BS-5265	
			VEN	BS-5006		SOL	BS-5314	
<b>C-MAX II [DXA/CB7, DXA/CEU]</b> 								
1.5 EcoBoost	110/150	03/15->	VEN	BS-5006				
1.5 EcoBoost	134/182	03/15->	VEN	BS-5006				
1.6 EcoBoost	110/150	12/10->	VEN	BS-5006				
1.6 EcoBoost	134/182	12/10->	VEN	BS-5006				
2.0 TDCi	85/115	02/11->	VEN	BS-5006				
2.0 TDCi	103/140	02/11->	VEN	BS-5006				
2.0 TDCi	110/150	03/15->	VEN	BS-5006				
2.0 TDCi	125/170	03/15->	VEN	BS-5006				













	<b>kW/HP</b>		<b>Type</b>			<b>Type</b>		
2.0 TDCi	120/163	12/10->	VEN	BS-5006				
<b>COUGAR (EC_) </b>								
2.0 16V	96/131	08/98->12/01	VEN	BS-5057	->08/01	VEN	BS-5058	->08/01
2.5 ST 200	151/205	01/00->12/01				VEN	BS-5058	->08/01
2.5 V6 24V	125/170	06/00->12/01				VEN	BS-5058	->08/01
2.5 V6 24V	125/170	08/98->12/01				VEN	BS-5058	->08/01
<b>ESCORT '81 Express (AVA) </b>								
1.1	37/50	03/81->02/86				DRUM	BS-5564	MD 35; engine KL11GGLB; MD Express 35
1.6	61/84	03/81->02/86				DRUM	BS-5564	MD 55; MD Express 55
1.6 D	40/54	02/84->02/86				DRUM	BS-5564	MD 60; MD Express 60
<b>ESCORT '86 Express (AVF) </b>								
1.1	37/50	05/86->07/90				DRUM	BS-5576	
1.3	44/60	02/86->07/90				DRUM	BS-5564	->08/88; + ABS; MD 55; MD Express 35; MD Express 55
1.3	46/63	07/88->07/90				DRUM	BS-5564	->08/88; + ABS; MD 55; MD Express 35; MD Express 55
1.4 i	54/73	02/86->07/90				DRUM	BS-5564	09/88->; MD Express 35; MD Express 55
1.6 D	40/54	02/86->07/90				DRUM	BS-5564	->08/88; + ABS; MD Express 55; MD 35; MD Express 35
1.8 D	44/60	07/88->07/90				DRUM	BS-5564	MD 35; MD 55; MD Express 35; MD Express 55
<b>ESCORT '91 Express (AVL) </b>								
1.3	46/63	07/90->12/94	VEN	BS-5021	12/90->; ->08/93; MD Express 40			
1.4	52/71	07/90->12/94	VEN	BS-5021	->08/94; MD Express 40; MD Express 60			
1.8 D	44/60	07/90->12/94	VEN	BS-5021	->08/94; MD Express 40; MD Express 60			
<b>ESCORT '95 Box (AVL) </b>								
1.4	54/73	01/95->	VEN	BS-5021	->04/00; MD 75; ->08/00; MD 55			
1.8 D	44/60	01/95->	VEN	BS-5021	->08/00; MD 55; MD 75			
1.8 Turbo D	51/70	12/95->06/01	VEN	BS-5021	->08/00; MD 55; MD 75			
<b>ESCORT CLASSIC (AAL, ABL) </b>								
1.6 16V	66/90	10/98->07/00	VEN	BS-5021				
1.8 TD	66/90	10/98->07/00	VEN	BS-5021		DRUM	BS-5571	+ ABS
<b>ESCORT CLASSIC Turnier (ANL) </b>								
1.6 16V	66/90	02/99->07/00	VEN	BS-5021	+ ABS			
1.8 TD	66/90	02/99->07/00	VEN	BS-5021				
<b>ESCORT I (AFH, ATH) </b>								
1100	32/45	01/68->12/74				DRUM	BS-5564	
1100	29/40	06/68->06/71				DRUM	BS-5564	
1100	33/45	06/68->06/71				DRUM	BS-5564	
1100	35/48	06/70->02/76				DRUM	BS-5564	->11/74
1300	42/57	06/70->02/76				DRUM	BS-5564	->11/74
1300	53/72	06/70->02/76				DRUM	BS-5564	12/74->
1300	40/54	09/73->02/76				DRUM	BS-5564	12/74->
1300 GT	47/64	06/68->06/71				DRUM	BS-5564	08/69->

	<b>kW/HP</b>		<b>Type</b>			<b>Type</b>		
<b>ESCORT I Estate (ADH)</b> 								
1100	29/40	06/68->06/71				DRUM	BS-5564	
1100	35/48	06/70->02/76				DRUM	BS-5564	->11/74
1100	32/44	06/70->02/76				DRUM	BS-5564	12/74->; MD 35; MD Express 35; ->11/74
1300	42/57	06/70->02/76				DRUM	BS-5564	12/74->; MD Express 45; MD 45; ->11/74
<b>ESCORT II (ATH)</b> 								
1.1	34/46	06/75->08/80				DRUM	BS-5564	
1.1	32/45	12/74->08/80				DRUM	BS-5564	
1.1	35/48	12/74->08/80				DRUM	BS-5564	
1.3	44/60	03/79->08/80				DRUM	BS-5564	
1.3	40/54	12/74->08/80				DRUM	BS-5564	
1.3	42/57	12/74->08/80				DRUM	BS-5564	
1.3	51/70	12/74->08/80				DRUM	BS-5564	
<b>ESCORT II Estate</b> 								
1.1	32/44	04/75->08/80				DRUM	BS-5564	MD 35; MD Express 35
1.1	35/48	04/75->08/80				DRUM	BS-5564	MD 35; MD Express 35
1.3	42/57	04/75->08/80				DRUM	BS-5564	MD 45; MD Express 45
1.3 (BADR)	40/54	08/76->07/81				DRUM	BS-5564	->08/80
1.3 (CADR)	40/54	04/75->01/79				DRUM	BS-5564	
<b>ESCORT III (GAA)</b> 								
1.1	37/50	08/83->12/85				DRUM	BS-5576	
1.1	40/55	09/80->08/83				DRUM	BS-5576	
1.1	43/59	09/80->08/83				DRUM	BS-5576	
1.3	51/69	09/80->12/85				DRUM	BS-5576	
1.6	58/79	09/80->12/85				DRUM	BS-5576	
1.6	71/97	09/80->10/82				DRUM	BS-5576	
1.6 D	40/54	02/84->12/85				DRUM	BS-5576	
1.6 i (GAA)	66/90	07/85->12/85				DRUM	BS-5564	
1.6 RS Turbo	97/132	11/84->12/85				DRUM	BS-5576	
1.6 XR3i	77/105	10/82->12/85				DRUM	BS-5564	
RS 1600i	85/115	05/82->12/85	VEN		BS-5037			
<b>ESCORT III Convertible (ALD)</b> 								
1.3	51/69	09/83->12/85				DRUM	BS-5576	
1.6	58/79	09/83->12/85				DRUM	BS-5576	
1.6 i	77/105	09/83->12/85				DRUM	BS-5564	
<b>ESCORT III Estate (AWA)</b> 								
1.1	37/50	08/83->12/85				DRUM	BS-5576	
1.1	40/54	09/80->08/83				DRUM	BS-5564	MD 35; MD Express 35; MD Express 55
						DRUM	BS-5576	









	kw/HP		Type			Type		
1.3	51/69	03/81->12/85				DRUM	BS-5576	
1.6	58/79	09/80->12/85				DRUM	BS-5564	MD 55; MD Express 55
						DRUM	BS-5576	
1.6 D	40/54	02/84->12/85				DRUM	BS-5564	MD 60; MD Express 60
						DRUM	BS-5576	
<b>ESCORT IV (GAF, AWF, ABFT) </b>								
1.1	37/50	12/85->07/90				DRUM	BS-5576	
1.3	44/60	01/86->07/90				DRUM	BS-5576	
1.3 (GAF)	46/63	07/88->10/90				DRUM	BS-5576	
1.4	54/73	01/86->07/90				DRUM	BS-5576	
1.4	55/75	01/86->07/90				DRUM	BS-5576	
1.6	65/88	04/89->07/90				DRUM	BS-5564	
1.6 D	40/54	01/86->01/89				DRUM	BS-5576	
1.6 i	66/90	01/86->05/90				DRUM	BS-5564	
1.6 i	75/102	08/89->07/90				DRUM	BS-5564	
1.6 Turbo RS	97/132	01/86->07/90				DRUM	BS-5576	->02/86
1.6 XR3i	77/105	01/86->08/89				DRUM	BS-5564	
1.8 D	44/60	01/89->07/90				DRUM	BS-5576	
<b>ESCORT IV Convertible (ALF) </b>								
1.4	55/75	01/86->07/90				DRUM	BS-5576	
1.4	54/73	02/87->07/90	VEN	BS-5037		DRUM	BS-5576	
1.6 i	66/90	01/86->07/90				DRUM	BS-5564	
1.6 i	75/102	08/89->07/90	VEN	BS-5037		DRUM	BS-5564	
1.6 XR3i	77/105	01/86->07/90				DRUM	BS-5564	->02/86
<b>ESCORT IV Estate (AWF, AVF) </b>								
1.1	37/50	10/85->09/90				DRUM	BS-5576	03/86->
1.3	44/60	01/86->07/90				DRUM	BS-5564	->08/88; + ABS; MD 55; MD Express 35; MD Express 55
						DRUM	BS-5576	
1.4	54/73	01/86->07/90				DRUM	BS-5564	09/88->; MD Express 35; MD Express 55
						DRUM	BS-5576	
1.4	55/75	01/86->07/90				DRUM	BS-5576	
1.6 D	40/54	01/86->01/89				DRUM	BS-5564	->02/86; MD 60; MD Express 60; ->08/88; + ABS; MD 35; MD 55; MD Express 35; MD Express 55
						DRUM	BS-5576	
1.6 i	66/90	01/86->07/90				DRUM	BS-5564	MD 55; MD Express 55; ->02/86
						DRUM	BS-5564	MD 35; MD 55; MD Express 35; MD Express 55
1.8 D	44/60	01/89->07/90				DRUM	BS-5576	
						DRUM	BS-5576	
<b>ESCORT V (GAL) </b>								
1.3	44/60	07/90->09/92	VEN	BS-5021	+ ABS			
1.4	52/71	07/90->09/92	VEN	BS-5021	+ ABS			










	kW/HP		Type			Type		
1.6	77/105	07/90->12/92	VEN	BS-5021				
1.6	66/90	07/90->08/92	VEN	BS-5021			+ ABS	
1.8 16V XR3i	77/105	02/92->12/92	VEN	BS-5021				
1.8 D	44/60	07/90->12/92	VEN	BS-5021				
<b>ESCORT V Convertible [ALL]</b> 								
1.4	52/71	07/90->12/92	VEN	BS-5021			MT	
1.6	77/105	07/90->12/92	VEN	BS-5021				
1.8 16V XR3i	77/105	02/92->12/92	VEN	BS-5021			+ ABS	
<b>ESCORT V Estate [GAL, AVL]</b> 								
1.3	44/60	09/91->09/92	VEN	BS-5021			+ ABS	
1.4	52/71	07/90->09/92	VEN	BS-5021			+ ABS	
1.6	77/105	07/90->09/92	VEN	BS-5021			05/91->; MD Express Nomade	
1.6	66/90	07/90->08/92	VEN	BS-5021			+ ABS; 05/91->; MD Express Nomade	
1.8 16V	77/105	02/92->12/92	VEN	BS-5021			- ABS	
1.8 D	44/60	07/90->12/92	VEN	BS-5021			+ ABS; MD Express 40; MD Express 60; MD Express Nomade	
<b>ESCORT VI [GAL]</b> 								
1.3	44/60	09/92->01/95	VEN	BS-5021			+ ABS	
1.4	55/75	01/94->01/95	VEN	BS-5021				
1.4	52/71	09/92->01/95	VEN	BS-5021				
1.6 i 16V	65/88	01/94->01/95	VEN	BS-5021			+ ABS	
1.6 i 16V	66/90	09/92->01/95	VEN	BS-5021			+ ABS	
1.8 D	44/60	09/92->01/95	VEN	BS-5021				
1.8 i 16V	77/105	09/92->01/95	VEN	BS-5021				
1.8 TD	66/90	02/93->01/95	VEN	BS-5021				
1.8 XR3i 16V 4x4	77/105	08/93->01/95	VEN	BS-5021			+ ABS	
<b>ESCORT VI Convertible [ALL]</b> 								
1.4	52/71	12/92->04/94	VEN	BS-5021			MT	
1.4 i	55/75	07/93->01/95	VEN	BS-5021				
1.6 16V XR3i	66/90	12/92->01/95	VEN	BS-5021			+ ABS	
1.6 i 16V	65/88	02/94->01/95	VEN	BS-5021			+ ABS	
1.8 16V XR3i	77/105	12/92->01/95	VEN	BS-5021			+ ABS	
<b>ESCORT VI Estate [GAL]</b> 								
1.3	44/60	09/92->01/95	VEN	BS-5021			+ ABS	
1.4	55/75	01/94->01/95	VEN	BS-5021			+ ABS	
1.4	52/71	09/92->01/95	VEN	BS-5021			+ ABS	
1.6 i 16V	65/88	01/94->01/95	VEN	BS-5021				
1.6 i 16V	66/90	09/92->01/95	VEN	BS-5021				
1.8 D	44/60	09/92->01/95	VEN	BS-5021				
1.8 i 16V	77/105	01/93->01/95	VEN	BS-5021			- ABS	









	<b>kW/HP</b>		<b>Type</b>			<b>Type</b>		
1.8 i 16V	96/130	02/93->01/95	VEN	BS-5021	- ABS			
1.8 TD	66/90	02/93->01/95	VEN	BS-5021				
<b>ESCORT VI Saloon (GAL)</b> 								
1.3	44/60	08/93->01/95	VEN	BS-5021				
1.4	55/75	08/93->01/95	VEN	BS-5021	MT			
1.4	52/71	08/93->04/94	VEN	BS-5021	MT			
1.6 i 16V	65/88	01/94->01/95	VEN	BS-5021	+ ABS			
1.6 i 16V	66/90	08/93->01/95	VEN	BS-5021	+ ABS			
1.8 D	44/60	08/93->01/95	VEN	BS-5021	+ ABS			
1.8 i 16V	77/105	08/93->01/95	VEN	BS-5021	+ ABS			
1.8 TD	66/90	08/93->01/95	VEN	BS-5021				
<b>ESCORT VII (GAL, AAL, ABL)</b> 								
1.3	44/60	01/95->10/98	VEN	BS-5021				
1.4	55/75	01/95->10/98	VEN	BS-5021				
1.6 16V	66/90	01/95->10/98	VEN	BS-5021				
1.6 16V 4x4	66/90	01/95->10/98	VEN	BS-5021	+ ABS			
1.6 i 16V	65/88	01/95->08/95	VEN	BS-5021				
1.8 16V	85/115	01/95->10/98	VEN	BS-5021				
1.8 16V	77/105	01/95->08/95	VEN	BS-5021	- ABS			
1.8 D	44/60	01/95->12/96	VEN	BS-5021	+ ABS			
1.8 TD	66/90	01/95->10/98	VEN	BS-5021		DRUM	BS-5571	+ ABS
1.8 Turbo D	51/70	12/95->10/98	VEN	BS-5021		DRUM	BS-5571	04/96->; + ABS
<b>ESCORT VII Convertible (ALL)</b> 								
1.4	55/75	02/95->08/98	VEN	BS-5021		DRUM	BS-5571	+ ABS
1.6 16V XR3i	65/88	02/95->12/96	VEN	BS-5021				
1.6 16V XR3i	66/90	02/95->09/99	VEN	BS-5021				
1.8 16V XR3i	77/105	02/95->08/98	VEN	BS-5021	Ø wheel 15` in; + ABS			
1.8 16V XR3i	85/115	10/95->08/98	VEN	BS-5021				
1.8 TD	66/90	09/95->08/98	VEN	BS-5021		DRUM	BS-5571	+ ABS
1.8 Turbo D	51/70	10/96->08/99	VEN	BS-5021		DRUM	BS-5571	+ ABS
<b>ESCORT VII Estate (GAL, ANL)</b> 								
1.3	44/60	01/95->01/99	VEN	BS-5021	->09/97			
1.4	55/75	01/95->02/99	VEN	BS-5021				
1.6 16V	66/90	01/95->02/99	VEN	BS-5021				
1.6 i 16V	65/88	01/95->08/95	VEN	BS-5021				
1.8 16V	85/115	01/95->02/99	VEN	BS-5021	- ABS			
1.8 16V	77/105	01/95->08/95	VEN	BS-5021	Ø wheel 14` in; - ABS			
1.8 D	44/60	01/95->02/99	VEN	BS-5021	+ ABS			
1.8 TD	66/90	01/95->02/99	VEN	BS-5021	MD 55; MD 75; MD Escort Nomade	DRUM	BS-5571	- ABS; ->06/97; MD Escort Nomade







	<b>kW/HP</b>		<b>Type</b>			<b>Type</b>			
1.8 Turbo D	51/70	12/95->02/99	VEN	BS-5021		DRUM	BS-5571	+ ABS	
<b>ESCORT VII Saloon (GAL, AFL)</b> 									
1.3	44/60	01/95->02/99	VEN	BS-5021					
1.4	55/75	01/95->02/99	VEN	BS-5021					
1.6 i 16V	66/90	01/95->02/99	VEN	BS-5021					
1.6 i 16V	65/88	01/95->08/95	VEN	BS-5021					
1.8 16V	77/105	01/95->08/95	VEN	BS-5021	Ø wheel 14" in; - ABS				
1.8 D	44/60	01/95->12/96	VEN	BS-5021	+ ABS				
1.8 TD	66/90	01/95->02/99	VEN	BS-5021		DRUM	BS-5571	+ ABS	
1.8 Turbo D	51/70	12/95->02/99	VEN	BS-5021		DRUM	BS-5571	04/96->; + ABS	
<b>FIESTA Box (F3L, F5L)</b> 									
1.3	44/60	09/91->02/96	VEN	BS-5021	+ ABS				
1.8 D	44/60	09/91->02/96	VEN	BS-5021					
<b>FIESTA Box (FVD)</b> 									
1.8 D (FVJ)	43/60	03/89->12/95	VEN	BS-5021	10/89->				
<b>FIESTA Box (J5_, J3_)</b> 									
			VEN	BS-5021					
1.3	44/60	02/96->	SOL	BS-5072	->01/00; - ABS	DRUM	BS-5571	->01/00; + ABS	
			VEN	BS-5222	03/00->; ->04/02; + ABS				
			VEN	BS-5021					
1.4 i	66/90	04/96->10/99	SOL	BS-5072	02/98->	DRUM	BS-5571	02/98->; + ABS	
			VEN	BS-5222	09/99->; + ABS				
			VEN	BS-5021	- ABS				
1.8 D	44/60	02/96->04/02	SOL	BS-5072	->02/00; - ABS	DRUM	BS-5571	->02/00; + ABS	
			VEN	BS-5222	03/00->; + ABS				
1.8 DI	55/75	09/00->08/03	VEN	BS-5021					
<b>FIESTA Box (JV_)</b> 									
			VEN	BS-5021	->12/01				
D 1.8	44/60	05/98->04/02	SOL	BS-5072	->02/00	DRUM	BS-5571	->01/00; + ABS	
			VEN	BS-5222	03/00->; + ABS; MD Fiesta Van				
			VEN	BS-5021	- ABS				
TD 1.8	55/75	03/00->08/03	VEN	BS-5222	+ ABS	DRUM	BS-5576	+ ABS	
<b>FIESTA III (GFJ)</b> 									
1.1	40/55	03/89->12/95	VEN	BS-5021	+ ABS				
1.1	37/50	03/89->12/95	VEN	BS-5021	+ ABS				
1.3	44/60	03/89->12/92	VEN	BS-5021	+ ABS				
1.3	44/60	03/89->12/95	VEN	BS-5021	+ ABS				
1.3 CAT	44/60	05/91->01/97	VEN	BS-5021	+ ABS				
1.4	54/73	03/89->12/95	VEN	BS-5021	+ ABS				



	kW/HP		Type			Type			
1.4	52/71	03/89->12/95	VEN	BS-5021	+ ABS				
1.4 CAT	54/73	03/89->12/95	VEN	BS-5021	+ ABS				
1.6	65/88	01/89->01/94	VEN	BS-5021	10/89->; ->12/92				
1.6	66/90	03/89->12/92	VEN	BS-5021					
1.6 i 16V	65/88	01/94->12/95	VEN	BS-5021					
1.6 Turbo (FBJT)	96/131	03/90->10/92	VEN	BS-5021					
1.6 XR2i	76/103	03/89->03/93	VEN	BS-5021					
1.8 16V	77/105	02/92->12/95	VEN	BS-5021					
1.8 D	44/60	03/89->12/95	VEN	BS-5021	+ ABS	DRUM	BS-5571	+ ABS	
			SOL	BS-5072	- ABS				
1.8 XR2i 16V	96/130	02/92->12/95	VEN	BS-5021	01/93->				
<b>FIESTA IV (JA_, JB_) </b>									
1.0 i	38/52	02/97->09/99	SOL	BS-5072					
			VEN	BS-5021	02/00->				
1.0 i	48/65	09/99->01/02	SOL	BS-5072	->01/00; + ABS	DRUM	BS-5571	->01/00; + ABS	
			VEN	BS-5222	02/00->; + ABS				
1.25 i 16V	55/75	08/95->01/02	VEN	BS-5021	AT; ->02/00	DRUM	BS-5571	+ ABS; ->02/00	
			SOL	BS-5072	MT; ->02/00				
1.3 i	44/60	04/96->08/99	SOL	BS-5072		DRUM	BS-5571		
			VEN	BS-5021	03/00->				
1.3 i	37/50	08/95->01/02	SOL	BS-5072	->02/00	DRUM	BS-5571	->02/00	
			VEN	BS-5021	03/00->; - ABS				
1.3 i	44/60	08/95->01/02	SOL	BS-5072	->02/00	DRUM	BS-5576	03/00->	
			VEN	BS-5222	03/00->				
1.4 i 16V	66/90	04/96->01/02	SOL	BS-5072	->02/00; - ABS	DRUM	BS-5571	->01/00; + ABS	
			VEN	BS-5222	03/00->				
1.6 16V Sport	76/103	02/00->01/02	VEN	BS-5021		DRUM	BS-5571		
			VEN	BS-5222					
1.8 D	44/60	08/95->04/00	SOL	BS-5072		DRUM	BS-5576	02/00->; + ABS	
			VEN	BS-5222	02/00->; + ABS				
1.8 DI	55/75	04/00->01/02	VEN	BS-5021	- ABS	DRUM	BS-5576	+ ABS	
			VEN	BS-5222	+ ABS				
<b>FIESTA V (JH_, JD_) </b>									
1.25 16V	51/70	03/03->06/08	VEN	BS-5222		DRUM	BS-5576		
1.25 16V	55/75	05/02->06/08	VEN	BS-5222		DRUM	BS-5576		

	<b>kW/HP</b>		<b>Type</b>			<b>Type</b>		
1.3	44/60	11/01->06/08	VEN	BS-5222	->08/05		DRUM	BS-5576
1.3	51/69	11/01->06/08	VEN	BS-5222			DRUM	BS-5576
1.4 16V	59/80	11/01->06/08	VEN	BS-5222			DRUM	BS-5576
1.4 TDCi	50/68	11/01->06/08	VEN	BS-5222			DRUM	BS-5576
1.6 16V	74/100	11/01->06/08	VEN	BS-5222			DRUM	BS-5576
1.6 TDCi	66/90	11/04->06/08	VEN	BS-5222			DRUM	BS-5576
ST150	110/150	03/05->06/08					SOL	BS-5040
<b>FIESTA V Van</b> 								
1.3	51/69	10/03->07/05	VEN	BS-5222			DRUM	BS-5576
1.4 TDCi	50/68	10/03->12/10	VEN	BS-5222			DRUM	BS-5576
<b>FIESTA VI</b> 								
1.0	48/65	01/13->	VEN	BS-5312	drum brakes rear axle		SOL	BS-5040
1.0	59/80	10/12->	VEN	BS-5312	drum brakes rear axle		SOL	BS-5040
1.0 EcoBoost	74/100	01/13->	VEN	BS-5312	drum brakes rear axle		SOL	BS-5040
1.0 EcoBoost	92/125	09/12->	VEN	BS-5312	drum brakes rear axle		SOL	BS-5040
1.0 Sport	103/140	05/14->	VEN	BS-5312	drum brakes rear axle		SOL	BS-5040
1.25	44/60	06/08->	VEN	BS-5312				
1.25	60/82	06/08->	VEN	BS-5312				
1.4	71/97	06/08->	VEN	BS-5312				
1.4 LPG	71/97	01/09->	VEN	BS-5312	drum brakes rear axle		SOL	BS-5040
1.4 LPG	68/92	01/09->	VEN	BS-5312				
1.4 TDCi	50/68	01/09->	VEN	BS-5312				
1.4 TDCi	51/70	07/10->	VEN	BS-5312				
1.5 TDCi	70/95	05/15->	VEN	BS-5312	drum brakes rear axle		SOL	BS-5040
1.5 TDCi	55/75	09/12->	VEN	BS-5312	drum brakes rear axle		SOL	BS-5040
1.6 ST	134/182	03/13->					SOL	BS-5040
1.6 TDCi	70/95	02/10->	VEN	BS-5312				
1.6 TDCi	66/90	06/08->	VEN	BS-5312				
1.6 TDCi	55/75	06/08->	VEN	BS-5312				
1.6 Ti	88/120	06/08->	VEN	BS-5312				
1.6 Ti	77/105	09/12->	VEN	BS-5312	drum brakes rear axle		SOL	BS-5040
1.6 Ti	99/134	12/10->	VEN	BS-5312				
<b>FIESTA VI Van</b> 								
1.25	60/82	01/09->	VEN	BS-5312				
1.4 TDCi	50/68	01/09->	VEN	BS-5312				
1.4 TDCi	51/70	07/10->	VEN	BS-5312				
1.5 TDCi	55/75	10/12->	VEN	BS-5312	drum brakes rear axle		SOL	BS-5040
1.6 TDCi	66/90	01/09->	VEN	BS-5312				
1.6 TDCi	70/95	02/10->	VEN	BS-5312				

	kW/HP		Type			Type		
<b>FOCUS (DAW, DBW)</b> 								
1.4 16V	55/75	10/98->11/04	VEN	BS-5222		SOL	BS-5040	
						DRUM	BS-5170	drum brakes rear axle
						DRUM	BS-5451	->09/04
1.6 16V	74/100	10/98->11/04	VEN	BS-5222		SOL	BS-5040	+ ABS
						DRUM	BS-5170	drum brakes rear axle
						DRUM	BS-5451	->09/04
1.8 16V	85/115	10/98->11/04	VEN	BS-5222		SOL	BS-5040	
						DRUM	BS-5170	drum brakes rear axle
						DRUM	BS-5451	->09/04
1.8 DI / TDDi	55/75	08/99->11/04	VEN	BS-5222	06/00->; ->07/04; not for DE	SOL	BS-5040	06/00->; ->07/04
						DRUM	BS-5170	drum brakes rear axle
						DRUM	BS-5451	->09/04
1.8 TDCi	85/115	03/01->11/04	VEN	BS-5222		SOL	BS-5040	
						DRUM	BS-5170	drum brakes rear axle
1.8 TDCi	74/100	08/02->11/04	VEN	BS-5222		SOL	BS-5040	
						DRUM	BS-5170	drum brakes rear axle
1.8 Turbo DI / TDDi	66/90	10/98->11/04	VEN	BS-5222		SOL	BS-5040	
						DRUM	BS-5170	drum brakes rear axle
						DRUM	BS-5451	->09/04
2.0 16V	96/131	10/98->11/04	VEN	BS-5222		SOL	BS-5040	
						DRUM	BS-5170	drum brakes rear axle
<b>FOCUS C-MAX</b> 								
1.6	74/100	10/03->03/07	VEN	BS-5005	Ø wheel 15` in; Ø wheel 16` in	SOL	BS-5314	
			VEN	BS-5006	Ø wheel 17` in			
1.6 TDCi	66/90	02/05->03/07	VEN	BS-5005		SOL	BS-5314	
			VEN	BS-5006				
1.6 TDCi	80/109	10/03->03/07	VEN	BS-5005	Ø wheel 15` in; Ø wheel 16` in	SOL	BS-5265	Ø wheel 17` in
			VEN	BS-5006	Ø wheel 17` in	SOL	BS-5314	Ø wheel 15` in; Ø wheel 16` in
1.6 Ti	85/115	08/04->03/07	VEN	BS-5005	Ø wheel 15` in; Ø wheel 16` in	SOL	BS-5314	
			VEN	BS-5006	Ø wheel 17` in			
1.8	92/125	04/04->03/07	VEN	BS-5005	Ø wheel 15` in; Ø wheel 16` in	SOL	BS-5314	
			VEN	BS-5006	Ø wheel 17` in			
1.8	90/122	09/05->03/07	VEN	BS-5005		SOL	BS-5314	
1.8	88/120	10/03->03/07	VEN	BS-5005	Ø wheel 15` in; Ø wheel 16` in	SOL	BS-5314	
			VEN	BS-5006	Ø wheel 17` in			
1.8 Flexifuel	92/125	01/06->03/07	VEN	BS-5005	Ø wheel 15` in; Ø wheel 16` in	SOL	BS-5314	
			VEN	BS-5006	Ø wheel 17` in			









	kw/HP		Type			Type		
1.8 TDCi	85/115	01/05->03/07	VEN	BS-5005	∅ wheel 15` in; ∅ wheel 16` in	SOL	BS-5265	
			VEN	BS-5006	∅ wheel 17` in			
2.0	107/145	03/04->03/07	VEN	BS-5005	∅ wheel 15` in; ∅ wheel 16` in	SOL	BS-5265	
			VEN	BS-5006	∅ wheel 17` in			
2.0 TDCi	98/133	10/03->03/07	VEN	BS-5006		SOL	BS-5265	
2.0 TDCi	100/136	10/03->03/07	VEN	BS-5005	∅ wheel 15` in; ∅ wheel 16` in	SOL	BS-5265	
			VEN	BS-5006	∅ wheel 17` in			








### FOCUS Estate (DNW)








1.4 16V	55/75	02/99->11/04	VEN	BS-5222		SOL	BS-5040	09/00->
						DRUM	BS-5170	drum brakes rear axle
						DRUM	BS-5451	->09/04
1.6 16V	74/100	02/99->11/04	VEN	BS-5222		SOL	BS-5040	
						DRUM	BS-5170	drum brakes rear axle
						DRUM	BS-5451	->09/04
1.8 16V	85/115	02/99->11/04	VEN	BS-5222		SOL	BS-5040	
						DRUM	BS-5170	drum brakes rear axle
						DRUM	BS-5451	->09/04
1.8 DI / TDDi	55/75	08/99->11/04	VEN	BS-5222		SOL	BS-5040	+ ABS; DE
						DRUM	BS-5170	drum brakes rear axle
						DRUM	BS-5451	->09/04
1.8 TDCi	85/115	03/01->11/04	VEN	BS-5222		SOL	BS-5040	
						DRUM	BS-5170	drum brakes rear axle
1.8 TDCi	74/100	08/02->11/04	VEN	BS-5222		SOL	BS-5040	
						DRUM	BS-5170	drum brakes rear axle
1.8 Turbo DI / TDDi	66/90	02/99->11/04	VEN	BS-5222		SOL	BS-5040	
						DRUM	BS-5170	drum brakes rear axle
						DRUM	BS-5451	->09/04
2.0 16V	96/131	02/99->11/04	VEN	BS-5222		SOL	BS-5040	
						DRUM	BS-5170	drum brakes rear axle









### FOCUS II (DA\_)

1.4	59/80	07/04->09/12	VEN	BS-5005	∅ wheel 15` in; ∅ wheel 16` in	SOL	BS-5314	+ ABS
			VEN	BS-5006	∅ wheel 17` in	DRUM	BS-5186	07/06->; - ABS
1.6	74/100	07/04->09/12	VEN	BS-5005	∅ wheel 15` in; ∅ wheel 16` in	SOL	BS-5314	
			VEN	BS-5006	∅ wheel 17` in	DRUM	BS-5186	
1.6 LPG	85/115	10/09->07/11	VEN	BS-5005		SOL	BS-5314	+ ABS
						DRUM	BS-5186	- ABS
1.6 TDCi	66/90	01/05->09/12	VEN	BS-5005	∅ wheel 15` in; ∅ wheel 16` in	SOL	BS-5314	
			VEN	BS-5006	∅ wheel 17` in	DRUM	BS-5186	








	kW/HP		Type			Type			
1.6 TDCi	74/100	07/04->09/12	VEN	BS-5005	02/08->	SOL	BS-5314	02/08->	
						DRUM	BS-5186		
1.6 TDCi	80/109	07/04->09/12	VEN	BS-5005	Ø wheel 15` in; Ø wheel 16` in	SOL	BS-5314		
			VEN	BS-5006	Ø wheel 17` in	DRUM	BS-5186		
1.6 Ti	85/115	07/04->09/12	VEN	BS-5005	Ø wheel 15` in; Ø wheel 16` in	SOL	BS-5314		
			VEN	BS-5006	Ø wheel 17` in	DRUM	BS-5186		
1.8	92/125	03/06->09/12	VEN	BS-5005	Ø wheel 15` in; Ø wheel 16` in	SOL	BS-5314		
			VEN	BS-5006	Ø wheel 17` in	DRUM	BS-5186	07/06->; - ABS	
1.8 Flexifuel	92/125	01/06->09/12	VEN	BS-5005		SOL	BS-5265		
						SOL	BS-5314		
						DRUM	BS-5186		
1.8 TDCi	85/115	01/05->09/12	VEN	BS-5005	Ø wheel 15` in; Ø wheel 16` in	SOL	BS-5265		
			VEN	BS-5006	Ø wheel 17` in	DRUM	BS-5186		
2.0	107/145	07/04->09/12	VEN	BS-5005		SOL	BS-5265		
						SOL	BS-5314		
			VEN	BS-5006		DRUM	BS-5186	06/07->; - ABS; 07/06->	
2.0 CNG	107/145	04/09->07/11	VEN	BS-5006	- ABS	SOL	BS-5265		
						DRUM	BS-5186	- ABS	
2.0 LPG	107/145	06/08->07/11	VEN	BS-5006	engine ZH20AODA; engine C20HDEA; - ABS	SOL	BS-5265	engine ZH20AODA; engine C20HDEA	
						DRUM	BS-5186	engine C20HDEA/ZH20AODA; - ABS; engine C20HDEA	
2.0 TDCi	81/110	02/08->07/11	VEN	BS-5006		SOL	BS-5265		
						DRUM	BS-5186		
2.0 TDCi	98/133	07/04->01/08	VEN	BS-5006	07/07->; Ø wheel 15` in; Ø wheel 16` in; Ø wheel 17` in	SOL	BS-5265		
						DRUM	BS-5186		
2.0 TDCi	100/136	07/04->09/12	VEN	BS-5005		SOL	BS-5265		
						SOL	BS-5314		
			VEN	BS-5006		DRUM	BS-5186	07/06->; - ABS	
2.5 RS	224/305	01/09->07/11				SOL	BS-5212		
2.5 RS 500	257/350	05/10->07/11				SOL	BS-5212		
2.5 ST	166/225	10/05->09/12				SOL	BS-5212	02/08->	
						SOL	BS-5265	->01/08	
<b>FOCUS II Convertible</b> 									
1.6	74/100	10/06->07/11	VEN	BS-5005		SOL	BS-5314		
2.0	107/145	10/06->07/11	VEN	BS-5006		SOL	BS-5265		
2.0 TDCi	100/136	10/06->07/11	VEN	BS-5006		SOL	BS-5265		
<b>FOCUS II Estate [DA_]</b> 									
1.4	59/80	07/04->09/12	VEN	BS-5005	Ø wheel 15` in; Ø wheel 16` in	SOL	BS-5314	+ ABS	
			VEN	BS-5006	Ø wheel 17` in	DRUM	BS-5186	07/06->; - ABS	




	kW/HP		Type			Type			
1.6	74/100	07/04->07/11	VEN	BS-5005	Ø wheel 15` in; Ø wheel 16` in	SOL	BS-5314		
			VEN	BS-5006	Ø wheel 17` in	DRUM	BS-5186	07/06->; - ABS	
1.6 LPG	85/115	10/09->09/12	VEN	BS-5005		SOL	BS-5314	+ ABS	
						DRUM	BS-5186	- ABS	
1.6 TDCi	74/100	07/04->09/12	VEN	BS-5005		SOL	BS-5314		
						DRUM	BS-5186		
1.6 TDCi	80/109	07/04->09/12	VEN	BS-5005	Ø wheel 15` in; Ø wheel 16` in	SOL	BS-5314		
						VEN	BS-5006	Ø wheel 17` in	DRUM
1.6 TDCi	66/90	07/04->09/12	VEN	BS-5005	Ø wheel 15` in; Ø wheel 16` in	SOL	BS-5314		
						VEN	BS-5006	Ø wheel 17` in	DRUM
1.6 Ti	85/115	07/04->09/12	VEN	BS-5005	Ø wheel 15` in; Ø wheel 16` in	SOL	BS-5314		
						VEN	BS-5006	Ø wheel 17` in	DRUM
1.8	92/125	03/06->09/12	VEN	BS-5005	Ø wheel 15` in; Ø wheel 16` in	SOL	BS-5314		
						VEN	BS-5006	Ø wheel 17` in	DRUM
1.8 Flexifuel	92/125	01/06->09/12	VEN	BS-5005	07/07->	SOL	BS-5314		
						VEN	BS-5006	->06/07	DRUM
1.8 TDCi	85/115	07/04->09/12	VEN	BS-5005	Ø wheel 15` in; Ø wheel 16` in	SOL	BS-5265		
						SOL	BS-5314		
						VEN	BS-5006	Ø wheel 17` in	DRUM
2.0	107/145	07/04->09/12	VEN	BS-5006		SOL	BS-5265		
						DRUM	BS-5186	07/06->; - ABS	
2.0 LPG	107/145	06/08->07/11	VEN	BS-5006	engine ZH20A0DA; engine C20HDEA; - ABS	SOL	BS-5265	engine ZH20A0DA; engine C20HDEA	
						DRUM	BS-5186	engine C20HDEA/ZH20A0DA; - ABS; engine C20HDEA	
2.0 TDCi	81/110	02/08->07/11	VEN	BS-5006		SOL	BS-5265		
						DRUM	BS-5186		
2.0 TDCi	98/133	07/04->01/08	VEN	BS-5006	Ø wheel 15` in; Ø wheel 16` in; Ø wheel 17` in	SOL	BS-5265		
						DRUM	BS-5186		
2.0 TDCi	100/136	07/04->09/12	VEN	BS-5005		SOL	BS-5265		
						SOL	BS-5314	->01/08	
						VEN	BS-5006		DRUM
<b>FOCUS II Saloon [DA_] </b>									
1.4	59/80	04/05->09/12	VEN	BS-5005	Ø wheel 15` in; Ø wheel 16` in	SOL	BS-5314	+ ABS	
						VEN	BS-5006	Ø wheel 17` in	DRUM
1.6	74/100	04/05->09/12	VEN	BS-5005	Ø wheel 15` in; Ø wheel 16` in	SOL	BS-5314		
						VEN	BS-5006	Ø wheel 17` in	DRUM
1.6 TDCi	74/100	04/05->09/12	VEN	BS-5005		SOL	BS-5314		
						DRUM	BS-5186		







	<b>kW/HP</b>		<b>Type</b>			<b>Type</b>		
1.6 TDCi	66/90	04/05->09/12	VEN	BS-5005	∅ wheel 15` in; ∅ wheel 16` in	SOL	BS-5314	
			VEN	BS-5006	∅ wheel 17` in	DRUM	BS-5186	07/06->; - ABS
1.6 TDCi	80/109	04/05->09/12	VEN	BS-5005	∅ wheel 15` in; ∅ wheel 16` in	SOL	BS-5314	
			VEN	BS-5006	∅ wheel 17` in	DRUM	BS-5186	
1.6 Ti	85/115	04/05->09/12	VEN	BS-5005	∅ wheel 15` in; ∅ wheel 16` in	SOL	BS-5314	
			VEN	BS-5006	∅ wheel 17` in	DRUM	BS-5186	07/06->; - ABS
1.8	92/125	03/06->09/12	VEN	BS-5005	∅ wheel 15` in; ∅ wheel 16` in	SOL	BS-5314	
			VEN	BS-5006	∅ wheel 17` in	DRUM	BS-5186	07/06->; - ABS
1.8 Flexifuel	92/125	06/06->07/11	VEN	BS-5005	∅ wheel 15` in; ∅ wheel 16` in	SOL	BS-5265	
			VEN	BS-5006	∅ wheel 17` in	DRUM	BS-5186	engine C18HDEA
1.8 TDCi	85/115	04/05->09/12	VEN	BS-5005		SOL	BS-5265	
			VEN	BS-5006		DRUM	BS-5186	07/06->; - ABS
2.0	107/145	04/05->07/11	VEN	BS-5005		SOL	BS-5265	
			VEN	BS-5006		DRUM	BS-5186	07/06->; - ABS
2.0 TDCi	81/110	02/08->07/11	VEN	BS-5006		SOL	BS-5265	
						DRUM	BS-5186	
2.0 TDCi	100/136	04/05->09/12	VEN	BS-5005		SOL	BS-5265	
			VEN	BS-5006		DRUM	BS-5186	07/06->; - ABS
<b>FOCUS III</b> 								
1.0 EcoBoost	92/125	02/12->				SOL	BS-5630	
1.0 EcoBoost	74/100	02/12->				SOL	BS-5630	
1.5 EcoBoost	110/150	09/14->	VEN	BS-5006	+ sport pack.	SOL	BS-5630	
1.5 EcoBoost	134/182	09/14->	VEN	BS-5006	+ sport pack.	SOL	BS-5630	
1.5 TDCi	70/95	09/14->	VEN	BS-5006	+ sport pack.	SOL	BS-5630	
1.5 TDCi	88/120	09/14->	VEN	BS-5006	+ sport pack.	SOL	BS-5630	
1.5 TDCi ECOnetic	77/105	09/14->				SOL	BS-5630	
1.6 EcoBoost	110/150	07/10->	VEN	BS-5006		SOL	BS-5630	
1.6 EcoBoost	134/182	07/10->	VEN	BS-5006		SOL	BS-5630	
1.6 Flexifuel	88/120	07/10->	VEN	BS-5006	+ sport pack.	SOL	BS-5630	
1.6 Flexifuel	110/150	07/13->	VEN	BS-5006		SOL	BS-5630	
1.6 LPG	88/120	02/12->	VEN	BS-5006	+ sport pack.	SOL	BS-5630	
1.6 LPG	86/117	02/12->				SOL	BS-5630	
1.6 TDCi	70/95	07/10->	VEN	BS-5006	+ sport pack.	SOL	BS-5630	
1.6 TDCi	85/115	07/10->	VEN	BS-5006	+ sport pack.	SOL	BS-5630	

	<b>kw/HP</b>		<b>Type</b>			<b>Type</b>		
1.6 TDCi ECOnetic	77/105	05/12->				SOL	BS-5630	
1.6 Ti	88/120	02/12->	VEN	BS-5006	+ sport pack.	SOL	BS-5630	
1.6 Ti	77/105	07/10->	VEN	BS-5006	+ sport pack.	SOL	BS-5630	
1.6 Ti	92/125	07/10->	VEN	BS-5006	+ sport pack.	SOL	BS-5630	
1.6 Ti	63/85	08/11->	VEN	BS-5006	+ sport pack.	SOL	BS-5630	
2.0	110/150	10/13->	VEN	BS-5006		SOL	BS-5630	
2.0 ST	184/250	07/12->				SOL	BS-5630	
2.0 TDCi	85/115	07/10->	VEN	BS-5006		SOL	BS-5630	
2.0 TDCi	103/140	07/10->	VEN	BS-5006		SOL	BS-5630	
2.0 TDCi	120/163	07/10->	VEN	BS-5006		SOL	BS-5630	
2.0 TDCi	110/150	11/14->	VEN	BS-5006	+ sport pack.	SOL	BS-5630	
2.0 TDCi	136/185	11/14->				SOL	BS-5630	- sport pack.
Electric	107/145	07/13->				SOL	BS-5630	
<b>FOCUS III Saloon</b> 								
1.0 EcoBoost	74/100	02/12->				SOL	BS-5630	
1.0 EcoBoost	92/125	02/12->				SOL	BS-5630	
1.5 EcoBoost	110/150	11/14->	VEN	BS-5006	+ sport pack.	SOL	BS-5630	
1.5 EcoBoost	134/182	11/14->	VEN	BS-5006	+ sport pack.	SOL	BS-5630	
1.5 TDCi	70/95	11/14->	VEN	BS-5006	+ sport pack.	SOL	BS-5630	
1.5 TDCi	88/120	11/14->	VEN	BS-5006	+ sport pack.	SOL	BS-5630	
1.5 TDCi ECOnetic	77/105	11/14->				SOL	BS-5630	
1.6 EcoBoost	110/150	07/10->	VEN	BS-5006	+ sport pack.	SOL	BS-5630	
1.6 EcoBoost	134/182	07/10->	VEN	BS-5006		SOL	BS-5630	
1.6 Flexifuel	88/120	07/10->	VEN	BS-5006	+ sport pack.	SOL	BS-5630	
1.6 Flexifuel	110/150	07/13->	VEN	BS-5006		SOL	BS-5630	
1.6 TDCi	70/95	07/10->	VEN	BS-5006	+ sport pack.	SOL	BS-5630	
1.6 TDCi	85/115	07/10->	VEN	BS-5006	+ sport pack.; ->07/12	SOL	BS-5630	
1.6 Ti	77/105	07/10->	VEN	BS-5006	+ sport pack.	SOL	BS-5630	
1.6 Ti	92/125	07/10->	VEN	BS-5006	+ sport pack.	SOL	BS-5630	
1.6 Ti	63/85	08/11->	VEN	BS-5006	+ sport pack.	SOL	BS-5630	
2.0	110/150	10/13->	VEN	BS-5006		SOL	BS-5630	
2.0 TDCi	85/115	07/10->	VEN	BS-5006		SOL	BS-5630	
2.0 TDCi	103/140	07/10->	VEN	BS-5006		SOL	BS-5630	
2.0 TDCi	120/163	07/10->	VEN	BS-5006		SOL	BS-5630	
2.0 TDCi	110/150	11/14->	VEN	BS-5006	+ sport pack.	SOL	BS-5630	
<b>FOCUS III Turnier</b> 								
1.0 EcoBoost	74/100	02/12->				SOL	BS-5630	
1.0 EcoBoost	92/125	02/12->				SOL	BS-5630	



	kW/HP		Type			Type		
1.5 EcoBoost	110/150	09/14->	VEN	BS-5006	+ sport pack.	SOL	BS-5630	
1.5 EcoBoost	134/182	09/14->	VEN	BS-5006	+ sport pack.	SOL	BS-5630	
1.5 TDCi	70/95	09/14->	VEN	BS-5006	+ sport pack.	SOL	BS-5630	
1.5 TDCi	88/120	09/14->	VEN	BS-5006	+ sport pack.	SOL	BS-5630	
1.5 TDCi ECOnetic	77/105	09/14->	VEN	BS-5006	+ sport pack.	SOL	BS-5630	
1.6 EcoBoost	110/150	07/10->	VEN	BS-5006		SOL	BS-5630	
1.6 EcoBoost	134/182	07/10->	VEN	BS-5006		SOL	BS-5630	
1.6 Flexifuel	88/120	07/10->	VEN	BS-5006	+ sport pack.	SOL	BS-5630	
1.6 Flexifuel	110/150	07/13->	VEN	BS-5006		SOL	BS-5630	
1.6 LPG	88/120	02/12->	VEN	BS-5006	+ sport pack.	SOL	BS-5630	
1.6 LPG	86/117	02/12->				SOL	BS-5630	
1.6 TDCi	70/95	07/10->	VEN	BS-5006	+ sport pack.	SOL	BS-5630	
1.6 TDCi	85/115	07/10->	VEN	BS-5006	+ sport pack.	SOL	BS-5630	
1.6 TDCi ECOnetic	77/105	05/12->				SOL	BS-5630	
1.6 Ti	88/120	02/12->	VEN	BS-5006	+ sport pack.	SOL	BS-5630	
1.6 Ti	77/105	07/10->	VEN	BS-5006	+ sport pack.	SOL	BS-5630	
1.6 Ti	92/125	07/10->	VEN	BS-5006	+ sport pack.	SOL	BS-5630	
1.6 Ti	63/85	08/11->	VEN	BS-5006	+ sport pack.	SOL	BS-5630	
2.0	110/150	10/13->	VEN	BS-5006		SOL	BS-5630	
2.0 ST	184/250	07/12->				SOL	BS-5630	
2.0 TDCi	85/115	07/10->	VEN	BS-5006		SOL	BS-5630	
2.0 TDCi	103/140	07/10->	VEN	BS-5006		SOL	BS-5630	
2.0 TDCi	120/163	07/10->	VEN	BS-5006		SOL	BS-5630	
2.0 TDCi	110/150	11/14->	VEN	BS-5006	+ sport pack.	SOL	BS-5630	
2.0 TDCi	136/185	11/14->				SOL	BS-5630	- sport pack.
<b>FOCUS Saloon (DFW)</b> 								
						SOL	BS-5040	+ ABS
1.4 16V	55/75	02/99->11/04	VEN	BS-5222	not for DE	DRUM	BS-5170	drum brakes rear axle
						DRUM	BS-5451	->09/04
						SOL	BS-5040	+ ABS
1.6 16V	74/100	02/99->11/04	VEN	BS-5222		DRUM	BS-5170	drum brakes rear axle
						DRUM	BS-5451	->09/04
						SOL	BS-5040	
1.8 16V	85/115	02/99->11/04	VEN	BS-5222		DRUM	BS-5170	drum brakes rear axle
						DRUM	BS-5451	->09/04
						SOL	BS-5040	
1.8 TDCi	85/115	03/01->11/04	VEN	BS-5222		DRUM	BS-5170	drum brakes rear axle

	kw/HP		Type			Type		
1.8 TDCi	74/100	08/02->11/04	VEN	BS-5222		SOL	BS-5040	
						DRUM	BS-5170	drum brakes rear axle
1.8 Turbo DI / TDDi	66/90	02/99->11/04	VEN	BS-5222		SOL	BS-5040	
						DRUM	BS-5170	drum brakes rear axle
						DRUM	BS-5451	->09/04
1.8 Turbo DI / TDDi	55/75	08/01->03/05	VEN	BS-5222		SOL	BS-5040	- ABS
						DRUM	BS-5170	drum brakes rear axle
						DRUM	BS-5451	->09/04
2.0 16V	96/131	02/99->11/04	VEN	BS-5222		SOL	BS-5040	
						DRUM	BS-5170	drum brakes rear axle
<b>FUSION (JU_) </b>								
1.25	55/75	08/04->12/12	VEN	BS-5222		DRUM	BS-5576	
1.4	59/80	08/02->12/12	VEN	BS-5222		DRUM	BS-5576	
1.4 LPG	59/80	01/10->12/12	VEN	BS-5222		DRUM	BS-5576	
1.4 TDCi	50/68	08/02->07/05	VEN	BS-5222		DRUM	BS-5576	
1.6	74/100	08/02->11/08	VEN	BS-5222		DRUM	BS-5576	
1.6 TDCi	66/90	11/04->12/12	VEN	BS-5222		DRUM	BS-5576	
<b>GALAXY (WA6) </b>								
1.6 EcoBoost	118/160	11/10->06/15	VEN	BS-5125	MD Van	SOL	BS-5212	MD Van
1.6 TDCi	85/115	02/11->06/15	VEN	BS-5125		SOL	BS-5212	
1.8 TDCi	74/100	05/06->06/15	VEN	BS-5125		SOL	BS-5212	
1.8 TDCi	92/125	05/06->06/15	VEN	BS-5125		SOL	BS-5212	
2.0	107/145	05/06->06/15	VEN	BS-5125		SOL	BS-5212	
2.0 EcoBoost	149/203	03/10->06/15	VEN	BS-5125	06/11->	SOL	BS-5212	
2.0 TDCi	120/163	03/10->06/15	VEN	BS-5125		SOL	BS-5212	
2.0 TDCi	100/136	05/06->06/15	VEN	BS-5125		SOL	BS-5212	
2.0 TDCi	96/130	05/06->06/15	VEN	BS-5125		SOL	BS-5212	
2.0 TDCi	103/140	05/06->06/15	VEN	BS-5125		SOL	BS-5212	
2.0 TDCi	85/115	11/07->06/15	VEN	BS-5125		SOL	BS-5212	
2.2 TDCi	129/175	03/08->12/12	VEN	BS-5125		SOL	BS-5212	
2.2 TDCi	147/200	11/10->06/15	VEN	BS-5125		SOL	BS-5212	
2.3	118/160	09/07->06/15	VEN	BS-5125		SOL	BS-5212	
<b>GALAXY (WGR) </b>								
1.9 TDI	96/130	02/03->05/06	VEN	BS-5612		SOL	BS-5197	
1.9 TDI	66/90	03/95->05/06	VEN	BS-5198	->04/01	SOL	BS-5197	
			VEN	BS-5612	05/01->			
1.9 TDI	85/115	04/00->05/06	VEN	BS-5198	->04/01	SOL	BS-5197	
			VEN	BS-5612	05/01->			
1.9 TDI	110/150	05/05->05/06	VEN	BS-5612	->03/06	SOL	BS-5197	->03/06












	kW/HP		Type			Type		
1.9 TDI	81/110	08/97->04/00	VEN	BS-5198		SOL	BS-5197	
2.0 i	85/116	11/95->05/06	VEN	BS-5198	->04/01	SOL	BS-5197	->03/06
			VEN	BS-5612	05/01->; ->03/06			
2.3 16V	107/146	01/97->05/06	VEN	BS-5198	->04/01	SOL	BS-5197	
			VEN	BS-5612	05/01->			
2.3 16V	103/140	09/01->05/06	VEN	BS-5612		SOL	BS-5197	
2.8 i V6	128/174	11/95->04/00	VEN	BS-5198		SOL	BS-5197	
2.8 i V6 4x4	128/174	04/96->04/00	VEN	BS-5198		SOL	BS-5197	
2.8 V6	150/204	04/00->05/06	VEN	BS-5846	->03/06			

### GRAND C-MAX (DXA/CB7, DXA/CEU)

1.0 EcoBoost	74/100	10/12->	VEN	BS-5006				
1.0 EcoBoost	92/125	10/12->	VEN	BS-5006				
1.5 EcoBoost	110/150	03/15->	VEN	BS-5006				
1.5 EcoBoost	134/182	03/15->	VEN	BS-5006				
1.5 TDCi	70/95	03/15->	VEN	BS-5006				
1.5 TDCi	88/120	03/15->	VEN	BS-5006				
1.6 EcoBoost	110/150	12/10->	VEN	BS-5006				
1.6 EcoBoost	134/182	12/10->	VEN	BS-5006				
1.6 TDCi	70/95	12/10->	VEN	BS-5006				
1.6 TDCi	85/115	12/10->	VEN	BS-5006				
1.6 Ti	77/105	12/10->	VEN	BS-5006				
1.6 Ti	92/125	12/10->	VEN	BS-5006				
2.0 TDCi	85/115	02/11->	VEN	BS-5006				
2.0 TDCi	103/140	02/11->	VEN	BS-5006				
2.0 TDCi	100/136	02/11->	VEN	BS-5006				
2.0 TDCi	110/150	03/15->	VEN	BS-5006				
2.0 TDCi	125/170	03/15->	VEN	BS-5006				
2.0 TDCi	120/163	12/10->	VEN	BS-5006				

### KA (RB\_)

1.0 i	38/52	07/97->09/99	SOL	BS-5072		DRUM	BS-5571	+ ABS
1.0 i	48/65	09/99->11/08	VEN	BS-5021	02/00->	DRUM	BS-5571	+ ABS
			SOL	BS-5072	->01/00			
1.3 i	36/49	06/98->11/08	VEN	BS-5021	02/00->	DRUM	BS-5571	->02/00; + ABS
			SOL	BS-5072	->01/00			
1.3 i	51/70	08/02->11/08	VEN	BS-5021				
1.3 i	37/50	09/96->10/02	VEN	BS-5021	02/00->	DRUM	BS-5571	->09/99; + ABS
			SOL	BS-5072	->01/00			

	kw/HP		Type			Type		
1.3 i	44/60	09/96->11/08	VEN	BS-5021	02/00->	DRUM	BS-5571	->09/99; + ABS
			SOL	BS-5072	->01/00			
1.6 i	70/95	07/03->11/08	VEN	BS-5222	->10/05			
<b>KA (RU8)</b> 								
1.2	51/69	10/08->				SOL	BS-5007	
						DRUM	BS-5481	->07/09; for steel rims
1.3 TDCi	55/75	10/08->				DRUM	BS-5481	
<b>KUGA I</b> 								
2.0 TDCi	100/136	03/08->11/12	VEN	BS-5006		SOL	BS-5212	
2.0 TDCi	103/140	03/10->11/12	VEN	BS-5006		SOL	BS-5212	
2.0 TDCi 4x4	100/136	03/08->11/12	VEN	BS-5006		SOL	BS-5212	
2.0 TDCi 4x4	103/140	03/10->11/12	VEN	BS-5006		SOL	BS-5212	
2.0 TDCi 4x4	120/163	03/10->11/12	VEN	BS-5006		SOL	BS-5212	
2.5	147/200	03/09->11/12	VEN	BS-5006		SOL	BS-5212	
2.5 4x4	147/200	03/09->	VEN	BS-5006		SOL	BS-5212	
<b>KUGA II (DM2)</b> 								
1.5 EcoBoost	88/120	01/16->	VEN	BS-5006				
1.5 EcoBoost	110/150	09/14->	VEN	BS-5006				
1.6 EcoBoost	110/150	03/13->	VEN	BS-5006				
1.6 EcoBoost 4x4	110/150	03/13->	VEN	BS-5006				
2.0 TDCi	110/150	09/14->	VEN	BS-5006				
2.5	110/150	01/14->	VEN	BS-5006				
<b>MAVERICK</b> 								
2.0 16V	91/124	02/01->	VEN	BS-5467	->06/07; drum brakes rear axle	DRUM	BS-5557	- ABS
			VEN	BS-5469	12/03->; disc brakes rear axle			
2.3 16V	110/150	03/04->	VEN	BS-5467	->06/07; drum brakes rear axle	DRUM	BS-5557	- ABS
			VEN	BS-5469	disc brakes rear axle			
3.0 V6 24V	145/197	02/01->	VEN	BS-5467	->06/07; drum brakes rear axle	DRUM	BS-5557	
			VEN	BS-5469	12/03->; disc brakes rear axle			
3.0 V6 24V	149/203	03/04->	VEN	BS-5467	->06/07; drum brakes rear axle	DRUM	BS-5557	- ABS; MD Maverick
			VEN	BS-5469	disc brakes rear axle			
<b>MAVERICK (UDS, UNS)</b> 								
2.4 i	91/124	02/93->08/96				DRUM	BS-5554	
2.4 i	87/118	09/96->04/98				DRUM	BS-5554	
2.4 i (UDS)	85/116	09/96->04/98				DRUM	BS-5554	
2.7 TD	74/100	02/93->08/96				DRUM	BS-5554	
2.7 TD	92/125	09/96->04/98				DRUM	BS-5554	



kW/HP



Type



Type

















## MONDEO I (GBP)

						VEN	BS-5058	+ ABS
1.6 i 16V	66/90	02/93->08/96	VEN	BS-5057		DRUM	BS-5533	->06/94; - ABS
						DRUM	BS-5548	07/94->; - ABS
1.6 i 16V	65/88	07/94->08/96	VEN	BS-5057	+ ABS	VEN	BS-5058	+ ABS
						DRUM	BS-5548	- ABS
1.8 i 16V	85/115	02/93->08/96	VEN	BS-5057		VEN	BS-5058	+ ABS
						DRUM	BS-5533	->06/94; - ABS
						DRUM	BS-5548	07/94->; - ABS
1.8 i 16V	82/112	07/94->08/96	VEN	BS-5057	Ø wheel 14` in	VEN	BS-5058	+ ABS
						DRUM	BS-5533	- ABS
						DRUM	BS-5548	- ABS
1.8 i 16V 4x4	85/115	02/93->08/96	VEN	BS-5057		VEN	BS-5058	
						DRUM	BS-5548	
1.8 TD	65/88	06/93->08/96	VEN	BS-5057		VEN	BS-5058	+ ABS
						DRUM	BS-5533	- ABS
1.8 TD	66/90	10/95->08/96	VEN	BS-5057		VEN	BS-5058	+ ABS
						DRUM	BS-5533	- ABS
2.0 i 16V	100/136	02/93->08/96	VEN	BS-5057		VEN	BS-5058	+ ABS
						DRUM	BS-5533	
2.0 i 16V 4x4	100/136	04/93->08/96				VEN	BS-5058	+ ABS
						DRUM	BS-5533	- ABS
2.0 i 16V 4x4	97/132	12/94->08/96	VEN	BS-5057		VEN	BS-5058	
						DRUM	BS-5533	- ABS
2.5 i 24V	125/170	07/94->08/96				VEN	BS-5058	

## MONDEO I Estate (BNP)

						VEN	BS-5058	+ ABS
1.6 i 16V	66/90	04/93->08/96	VEN	BS-5057		DRUM	BS-5533	->06/94; - ABS
						DRUM	BS-5548	07/94->; - ABS
1.6 i 16V	65/88	07/94->08/96	VEN	BS-5057		VEN	BS-5058	+ ABS
						DRUM	BS-5548	
1.8 i 16V	85/115	04/93->08/96	VEN	BS-5057		VEN	BS-5058	+ ABS
						DRUM	BS-5533	- ABS; ->06/94
						DRUM	BS-5548	- ABS; 07/94->
1.8 i 16V	82/112	07/94->08/96	VEN	BS-5057		VEN	BS-5058	+ ABS
						DRUM	BS-5533	- ABS
1.8 i 16V 4x4	85/115	04/93->08/96	VEN	BS-5057		VEN	BS-5058	+ ABS
						DRUM	BS-5548	07/94->

	kw/HP		Type			Type		
1.8 TD	65/88	06/93->08/96	VEN	BS-5057		VEN	BS-5058	+ ABS
						DRUM	BS-5533	- ABS
1.8 TD	66/90	11/95->08/96	VEN	BS-5057		VEN	BS-5058	+ ABS
						DRUM	BS-5533	- ABS
2.0 i 16V	100/136	04/93->08/96	VEN	BS-5057		VEN	BS-5058	
						DRUM	BS-5533	
2.0 i 16V 4x4	100/136	04/93->08/96	VEN	BS-5057		VEN	BS-5058	
						DRUM	BS-5533	
2.0 i 16V 4x4	97/132	12/94->08/96	VEN	BS-5057		VEN	BS-5058	
						DRUM	BS-5533	
2.5 i 24V	125/170	07/94->08/96				VEN	BS-5058	
<b>MONDEO I Saloon (GBP)</b> 								
1.6 i 16V	66/90	02/93->08/96	VEN	BS-5057		VEN	BS-5058	+ ABS
						DRUM	BS-5533	->06/94; - ABS
1.6 i 16V	65/88	07/94->08/96	VEN	BS-5057	+ ABS	DRUM	BS-5548	07/94->; - ABS
						VEN	BS-5058	+ ABS
1.6 i 16V	65/88	07/94->08/96	VEN	BS-5057	+ ABS	DRUM	BS-5548	
						VEN	BS-5058	+ ABS
1.8 i 16V	82/112	01/94->08/96	VEN	BS-5057	Ø wheel 14` in	DRUM	BS-5533	->06/94
						DRUM	BS-5548	07/94->
1.8 i 16V	85/115	02/93->08/96	VEN	BS-5057		VEN	BS-5058	+ ABS
						DRUM	BS-5533	->06/94
1.8 i 16V	85/115	02/93->08/96	VEN	BS-5057		DRUM	BS-5548	07/94->
						VEN	BS-5058	+ ABS
1.8 TD	65/88	06/93->08/96	VEN	BS-5057		DRUM	BS-5533	->06/94
						DRUM	BS-5548	07/94->
1.8 TD	66/90	10/95->08/96	VEN	BS-5057	+ ABS	VEN	BS-5058	+ ABS
						DRUM	BS-5533	- ABS
2.0 i 16V	100/136	02/93->08/96	VEN	BS-5057		VEN	BS-5058	+ ABS
						DRUM	BS-5533	
2.0 i 16V 4x4	97/132	12/94->08/96	VEN	BS-5057		VEN	BS-5058	
						DRUM	BS-5533	- ABS
2.5 i 24V	125/170	07/94->08/96				VEN	BS-5058	
<b>MONDEO II (BAP)</b> 								
1.6 i	66/90	08/96->09/00	VEN	BS-5057		VEN	BS-5058	
						DRUM	BS-5548	









	kW/HP		Type			Type		
1.6 i 16V	70/95	05/98->09/00	VEN	BS-5057	+ ABS	VEN	BS-5058	+ ABS
						DRUM	BS-5533	
						DRUM	BS-5548	IT; BEN; POR; SC; FR; UK; SP; GR
1.8 i	85/115	08/96->09/00	VEN	BS-5057		VEN	BS-5058	
						DRUM	BS-5548	
1.8 TD	66/90	08/96->09/00	VEN	BS-5057		VEN	BS-5058	
						DRUM	BS-5533	09/98->; - ABS; AUT; CHE; DE
						DRUM	BS-5548	- ABS; not for AUT; not for CHE; not for DE
2.0 i	96/131	08/96->09/00	VEN	BS-5057		VEN	BS-5058	+ ABS
						DRUM	BS-5533	- ABS
2.5 24V	125/170	06/00->09/00				VEN	BS-5058	
2.5 24V	125/170	08/96->09/00				VEN	BS-5058	
2.5 ST 200	151/205	05/99->09/00				VEN	BS-5058	

### MONDEO II Estate (BNP)










1.6 i	66/90	08/96->09/00	VEN	BS-5057		VEN	BS-5058	+ ABS
						DRUM	BS-5533	AUT; CHE; DE
						DRUM	BS-5548	not for AUT; not for CHE; not for DE
1.6 i 16V	70/95	05/98->09/00	VEN	BS-5057		VEN	BS-5058	+ ABS
						DRUM	BS-5533	
						DRUM	BS-5548	not for AUT; not for CHE; not for DE
1.8 i	85/115	08/96->09/00	VEN	BS-5057	Ø wheel 14` in	VEN	BS-5058	+ ABS
						DRUM	BS-5533	AUT; CHE; DE
						DRUM	BS-5548	not for AUT; not for CHE; not for DE
1.8 TD	66/90	08/96->09/00	VEN	BS-5057		VEN	BS-5058	+ ABS
						DRUM	BS-5533	- ABS; AUT; CHE; DE
						DRUM	BS-5548	- ABS; not for AUT; not for CHE; not for DE
2.0 i	96/131	08/96->09/00	VEN	BS-5057	Ø wheel 14` in	VEN	BS-5058	+ ABS
						DRUM	BS-5533	AUT; CHE; DE
						DRUM	BS-5548	not for AUT; not for CHE; not for DE
2.5 24V	125/170	08/96->09/00				VEN	BS-5058	
2.5 24V	125/170	10/99->09/00				VEN	BS-5058	
						DRUM	BS-5533	
2.5 ST 200	151/205	05/99->09/00				VEN	BS-5058	









### MONDEO II Saloon (BFP)












1.6 i	66/90	08/96->09/00	VEN	BS-5057		VEN	BS-5058	->12/98; + ABS
						DRUM	BS-5533	09/97->
						DRUM	BS-5548	IT; BEN; POR; SC; FR; UK; SP; GR

	kw/HP		Type			Type		
						VEN	BS-5058	+ ABS
1.6 i 16V	70/95	05/98->09/00	VEN	BS-5057 + ABS		DRUM	BS-5533	
						DRUM	BS-5548	
						VEN	BS-5058	+ ABS
1.8 i	85/115	08/96->09/00	VEN	BS-5057		DRUM	BS-5533	01/98->
						DRUM	BS-5548	IT; BEN; POR; SC; FR; UK; SP; GR
						VEN	BS-5058	+ ABS
1.8 TD	66/90	08/96->09/00	VEN	BS-5057		DRUM	BS-5533	AUT; CHE; DE; - ABS
						DRUM	BS-5548	not for AUT; not for CHE; not for DE; - ABS
						VEN	BS-5058	+ ABS
2.0 i	96/131	08/96->09/00	VEN	BS-5057 + ABS		DRUM	BS-5533	- ABS
2.5 24V	125/170	06/00->09/00				VEN	BS-5058	
2.5 24V	125/170	08/96->09/00				VEN	BS-5058	
2.5 ST 200	151/205	05/99->09/00				VEN	BS-5058	
<b>MONDEO III (B5Y) </b>								
1.8 16V	81/110	10/00->03/07	VEN	BS-5361		SOL	BS-5362	
1.8 16V	92/125	10/00->03/07	VEN	BS-5361		SOL	BS-5362	
1.8 SCi	96/130	06/03->03/07	VEN	BS-5361		SOL	BS-5362	
2.0 16V	107/146	10/00->03/07	VEN	BS-5361		SOL	BS-5362	
2.0 16V DI / TDDi / TDCi	66/90	10/00->03/07	VEN	BS-5361	->05/05	SOL	BS-5362	->05/05
2.0 16V TDDi / TDCi	85/115	10/00->03/07	VEN	BS-5361		SOL	BS-5362	
2.0 TDCi	96/130	10/01->03/07	VEN	BS-5361		SOL	BS-5362	
2.2 TDCi	114/155	09/04->03/07	VEN	BS-5361		SOL	BS-5362	
2.2 TDCi	110/150	09/04->03/07	VEN	BS-5361		SOL	BS-5362	
2.5 V6 24V	125/170	10/00->03/07	VEN	BS-5361		SOL	BS-5362	
3.0 V6 24V	150/204	09/04->03/07	VEN	BS-5361		SOL	BS-5362	
ST220	166/226	04/02->03/07	VEN	BS-5361		SOL	BS-5362	
<b>MONDEO III Estate (BWY) </b>								
1.8 16V	81/110	10/00->03/07	VEN	BS-5361		SOL	BS-5362	
1.8 16V	92/125	10/00->03/07	VEN	BS-5361		SOL	BS-5362	
1.8 SCi	96/130	06/03->03/07	VEN	BS-5361		SOL	BS-5362	
2.0 16V	107/146	10/00->03/07	VEN	BS-5361		SOL	BS-5362	
2.0 16V DI / TDDi / TDCi	66/90	10/00->03/07	VEN	BS-5361		SOL	BS-5362	
2.0 16V TDDi / TDCi	85/115	10/00->03/07	VEN	BS-5361		SOL	BS-5362	
2.0 TDCi	96/130	10/01->03/07	VEN	BS-5361		SOL	BS-5362	
2.2 TDCi	110/150	09/04->03/07	VEN	BS-5361	for steel rims	SOL	BS-5362	
2.2 TDCi	114/155	09/04->03/07	VEN	BS-5361		SOL	BS-5362	
2.5 V6 24V	125/170	10/00->03/07	VEN	BS-5361		SOL	BS-5362	




















	<b>kW/HP</b>		<b>Type</b>			<b>Type</b>		
3.0 V6 24V	150/204	09/04->03/07	VEN	BS-5361		SOL	BS-5362	
ST220	166/226	04/02->03/07	VEN	BS-5361		SOL	BS-5362	
<b>MONDEO III Saloon [B4Y]</b> 								
1.8 16V	81/110	10/00->03/07	VEN	BS-5361		SOL	BS-5362	
1.8 16V	92/125	10/00->03/07	VEN	BS-5361		SOL	BS-5362	
1.8 SCi	96/130	06/03->03/07	VEN	BS-5361		SOL	BS-5362	
2.0 16V	107/146	10/00->03/07	VEN	BS-5361		SOL	BS-5362	
2.0 16V DI / TDDi / TDCi	66/90	10/00->03/07	VEN	BS-5361		SOL	BS-5362	
2.0 16V TDDi / TDCi	85/115	10/00->03/07	VEN	BS-5361		SOL	BS-5362	
2.0 TDCi	96/130	10/01->03/07	VEN	BS-5361		SOL	BS-5362	
2.2 TDCi	114/155	09/04->03/07	VEN	BS-5361		SOL	BS-5362	
2.2 TDCi	110/150	09/04->03/07	VEN	BS-5361		SOL	BS-5362	
2.5 V6 24V	125/170	10/00->03/07	VEN	BS-5361		SOL	BS-5362	
3.0 V6 24V	150/204	09/04->03/07	VEN	BS-5361		SOL	BS-5362	
ST220	166/226	04/02->03/07	VEN	BS-5361		SOL	BS-5362	
<b>MONDEO IV [BA7]</b> 								
1.6 EcoBoost	118/160	02/11->09/14				SOL	BS-5212	
1.6 TDCi	85/115	02/11->09/14				SOL	BS-5212	
1.6 Ti	81/110	03/07->09/14	VEN	BS-5125		SOL	BS-5212	
1.6 Ti	92/125	03/07->09/14	VEN	BS-5125		SOL	BS-5212	
1.6 Ti	88/120	07/10->09/14				SOL	BS-5212	
1.8 TDCi	74/100	03/07->09/14	VEN	BS-5125		SOL	BS-5212	->05/08
2.0	107/145	03/07->09/14	VEN	BS-5125		SOL	BS-5212	
2.0 EcoBoost	176/240	07/10->09/14				SOL	BS-5212	
2.0 Flexifuel	107/145	03/09->09/14				SOL	BS-5212	
2.0 LPG	107/145	07/09->09/14				SOL	BS-5212	
2.0 SCTi	149/203	03/10->09/14				SOL	BS-5212	
2.0 TDCi	100/136	03/07->09/14	VEN	BS-5125	->05/07	SOL	BS-5212	
2.0 TDCi	96/130	03/07->09/14	VEN	BS-5125		SOL	BS-5212	
2.0 TDCi	103/140	03/07->09/14	VEN	BS-5125		SOL	BS-5212	
2.0 TDCi	120/163	03/10->09/14				SOL	BS-5212	
2.0 TDCi	85/115	11/07->09/14				SOL	BS-5212	
2.2 TDCi	129/175	03/08->10/10	VEN	BS-5125		SOL	BS-5212	
2.2 TDCi	147/200	07/10->09/14				SOL	BS-5212	11/10->
2.3	118/160	07/07->09/14	VEN	BS-5125		SOL	BS-5212	
2.5	162/220	03/07->09/14	VEN	BS-5125		SOL	BS-5212	
<b>MONDEO IV Saloon [BA7]</b> 								
1.6 TDCi	85/115	12/10->09/14				SOL	BS-5212	
1.6 Ti	92/125	03/07->09/14				SOL	BS-5212	








	kw/HP		Type			Type		
1.8 TDCi	74/100	03/07->09/14				SOL	BS-5212	09/07->
2.0	107/145	03/07->09/14	VEN	BS-5125		SOL	BS-5212	
2.0 Flexifuel	107/145	03/09->09/14				SOL	BS-5212	
2.0 LPG	107/145	07/09->09/14				SOL	BS-5212	
2.0 TDCi	96/130	03/07->09/14	VEN	BS-5125		SOL	BS-5212	
2.0 TDCi	103/140	03/07->09/14	VEN	BS-5125		SOL	BS-5212	
2.0 TDCi	120/163	03/10->09/14				SOL	BS-5212	
2.0 TDCi	85/115	11/07->09/14				SOL	BS-5212	
2.2 TDCi	129/175	03/08->10/10	VEN	BS-5125		SOL	BS-5212	
2.3	118/160	07/07->09/14	VEN	BS-5125		SOL	BS-5212	
2.5	162/220	03/07->09/14	VEN	BS-5125		SOL	BS-5212	
<b>MONDEO IV Turnier (BA7)</b> 								
1.6 EcoBoost	118/160	02/11->09/14				SOL	BS-5212	
1.6 TDCi	85/115	02/11->09/14				SOL	BS-5212	
1.6 Ti	81/110	03/07->12/12	VEN	BS-5125		SOL	BS-5212	
1.6 Ti	92/125	03/07->12/10	VEN	BS-5125		SOL	BS-5212	
1.6 Ti	88/120	07/10->09/14				SOL	BS-5212	
1.8 TDCi	74/100	03/07->12/12	VEN	BS-5125		SOL	BS-5212	
1.8 TDCi	92/125	06/07->12/12				SOL	BS-5212	
2.0	107/145	03/07->09/14	VEN	BS-5125		SOL	BS-5212	
2.0 EcoBoost	176/240	07/10->09/14				SOL	BS-5212	
2.0 Flexifuel	107/145	03/09->09/14				SOL	BS-5212	
2.0 LPG	107/145	07/09->09/14				SOL	BS-5212	
2.0 SCTi	149/203	03/10->09/14				SOL	BS-5212	
2.0 TDCi	100/136	03/07->09/14	VEN	BS-5125	->05/07	SOL	BS-5212	
2.0 TDCi	96/130	03/07->12/12	VEN	BS-5125		SOL	BS-5212	
2.0 TDCi	103/140	03/07->09/14				SOL	BS-5212	
2.0 TDCi	120/163	03/10->09/14				SOL	BS-5212	
2.0 TDCi	85/115	11/07->09/14				SOL	BS-5212	
2.2 TDCi	129/175	03/08->10/10	VEN	BS-5125		SOL	BS-5212	
2.2 TDCi	147/200	07/10->09/14				SOL	BS-5212	11/10->
2.3	118/160	07/07->09/14	VEN	BS-5125		SOL	BS-5212	
2.5	162/220	03/07->12/12	VEN	BS-5125		SOL	BS-5212	
<b>ORION I (AFD)</b> 								
1.3	51/69	07/83->03/86				DRUM	BS-5576	
1.6	58/79	07/83->03/86				DRUM	BS-5576	
1.6 D	40/54	02/84->03/86				DRUM	BS-5576	
1.6 i	77/105	07/83->03/86				DRUM	BS-5564	




	kW/HP		Type			Type		
<b>ORION II (AFF)</b> 								
1.3	44/60	12/85->07/90				DRUM	BS-5576	08/88->; + ABS
1.4	54/73	01/86->07/90				DRUM	BS-5564	+ ABS
1.4	52/72	03/86->07/90				DRUM	BS-5576	
1.4	55/75	12/85->07/90				DRUM	BS-5564	+ ABS
1.4 CAT	54/73	02/87->07/90				DRUM	BS-5564	+ ABS
1.6	66/90	12/85->07/90				DRUM	BS-5576	04/87->
1.6 D	40/54	12/85->01/89				DRUM	BS-5576	+ ABS
1.6 i	77/105	03/86->07/90				DRUM	BS-5564	
1.6 i	75/102	08/89->07/90				DRUM	BS-5564	
1.6 i CAT	66/90	03/86->07/90				DRUM	BS-5564	+ ABS
1.8 D	44/60	01/89->07/90				DRUM	BS-5576	
<b>ORION III (GAL)</b> 								
1.3	44/60	07/90->12/93	VEN	BS-5021	+ ABS			
1.4	52/71	07/90->12/93	VEN	BS-5021	+ ABS			
1.4	54/73	07/90->12/93	VEN	BS-5021	+ ABS			
1.6	66/90	07/90->12/92	VEN	BS-5021				
1.6 i	77/105	07/90->09/92	VEN	BS-5021				
1.6 i 16V	66/90	07/92->12/93	VEN	BS-5021				
1.8 D	44/60	11/90->12/93	VEN	BS-5021	->08/93; + ABS			
1.8 i 16V	96/130	01/92->12/93	VEN	BS-5021	->08/93; + ABS			
1.8 i 16V	77/105	02/92->12/93	VEN	BS-5021	->08/93; + ABS			
1.8 TD	66/90	03/92->12/93	VEN	BS-5021	09/92->; ->08/93; + ABS			
<b>P 100 I</b> 								
1.6	54/73	04/82->09/87	VEN	BS-5037	->02/87			
<b>P 100 II</b> 								
1.8 TD	55/75	10/87->12/92	VEN	BS-5037				
2.0	57/78	10/87->12/92	VEN	BS-5037				
<b>PUMA (EC_)</b> 								
1.4 16V	66/90	11/97->10/00	VEN	BS-5021	+ ABS	DRUM	BS-5571	+ ABS
1.6 16V	76/103	08/00->06/02	VEN	BS-5222	- ABS			

	<b>kW/HP</b>		<b>Type</b>			<b>Type</b>		
1.7 16V	92/125	03/97->06/02	VEN	BS-5021	->02/00	DRUM	BS-5571	->02/00; + ABS
			VEN	BS-5222	03/00->			
ST 160	118/160	06/99->06/02	VEN	BS-5021	->02/00	DRUM	BS-5571	->02/00; + ABS
			VEN	BS-5222	03/00->			
<b>RANGER (ER, EQ)</b> 								
2.5 TD 4x4	62/84	04/02->06/06				DRUM	BS-5526	
2.5 TD 4x4	80/109	10/99->06/06				DRUM	BS-5526	
<b>RANGER (ES, ET)</b> 								
2.5 TDCi 4x4	105/143	05/06->07/12	VEN	BS-5477		DRUM	BS-5526	
3.0 TDCi 4x4	115/156	05/06->07/12	VEN	BS-5477		DRUM	BS-5526	
<b>RANGER (TKE)</b> 								
2.2 TDCi	92/125	04/11->				DRUM	BS-5526	+ height adjust.
2.2 TDCi	96/131	05/15->				DRUM	BS-5526	+ height. clear.
2.2 TDCi 4x4	92/125	04/11->				DRUM	BS-5526	+ height adjust.
2.2 TDCi 4x4	110/150	04/11->				DRUM	BS-5526	+ height adjust.
2.2 TDCi 4x4	118/160	05/15->				DRUM	BS-5526	+ height. clear.
2.2 TDCi 4x4	96/131	05/15->				DRUM	BS-5526	+ height. clear.
2.5 i 4x4	122/166	11/11->				DRUM	BS-5526	+ height adjust.
3.2 TDCi 4x4	147/200	04/11->				DRUM	BS-5526	+ height adjust.
<b>SCORPIO I (GAE, GGE)</b> 								
2.0 i	85/115	02/92->09/94	VEN	BS-5765	11/92->; ->09/93; + ABS			
2.0 i	88/120	05/89->09/94	VEN	BS-5765	10/91->			
2.4 i	92/125	10/88->02/92	VEN	BS-5765	10/91->			
2.4 i CAT	92/125	10/88->09/94	VEN	BS-5765	10/91->			
2.5 D	51/69	12/85->02/92	VEN	BS-5765	10/91->			
2.5 TD	68/92	06/88->07/93	VEN	BS-5765				
2.5 TD	85/115	08/93->09/94	VEN	BS-5057		SOL	BS-5040	
			VEN	BS-5765				
2.9 i	107/145	09/86->09/94	VEN	BS-5765				
2.9 i 24V	143/195	04/91->09/94	VEN	BS-5765	11/92->			
2.9 i 4x4	107/145	05/88->02/93	VEN	BS-5765				
2.9 i 4x4	110/150	09/86->09/94	VEN	BS-5765				
2.9 i CAT	107/145	10/87->09/94	VEN	BS-5765				
<b>SCORPIO I Estate (GGE)</b> 								
2.0 i	85/115	09/91->09/94	VEN	BS-5765	11/92->; + ABS			
2.0 i	88/120	09/91->09/94	VEN	BS-5765	10/91->			
2.4 i	92/125	09/91->09/94	VEN	BS-5765	09/92->			
2.5 D	51/69	10/90->08/92	VEN	BS-5765	10/91->			
2.5 TD	85/115	08/93->09/94	VEN	BS-5765				








	kW/HP		Type			Type		
2.5 TD	68/92	09/91->07/93	VEN	BS-5765				
2.9 24V	143/195	08/93->09/94	VEN	BS-5765				
2.9 i	107/145	09/91->09/94	VEN	BS-5765				
2.9 i 4x4	107/145	05/88->02/93	VEN	BS-5765	11/88->			
<b>SCORPIO I Saloon (GGE)</b> 								
2.0 i	85/115	02/92->09/94	VEN	BS-5765	11/92->; + ABS			
2.0 i	88/120	05/89->09/94	VEN	BS-5765	10/91->			
2.4 i	92/125	10/88->10/94	VEN	BS-5765	10/91->			
2.5 D	51/69	12/89->12/94	VEN	BS-5765	10/91->; ->08/92			
2.5 TD	68/92	06/88->07/93	VEN	BS-5765				
2.5 TD	85/115	08/93->09/94	VEN	BS-5057		SOL	BS-5040	
			VEN	BS-5765				
2.9 i	107/145	09/86->12/94	VEN	BS-5765				
2.9 i 24V	143/195	04/91->09/94	VEN	BS-5765	11/92->			
2.9 i 4x4	107/145	12/89->10/94	VEN	BS-5765				
<b>SCORPIO II (GFR, GGR)</b> 								
2.0 i	85/115	10/94->08/98	VEN	BS-5057		SOL	BS-5040	
2.0 i 16V	100/136	10/94->08/98	VEN	BS-5057		SOL	BS-5040	
2.3 i 16V	108/147	06/96->08/98	VEN	BS-5057		SOL	BS-5040	
2.5 TD	92/125	09/96->08/98	VEN	BS-5057		SOL	BS-5040	
2.5 TD	85/115	10/94->08/98	VEN	BS-5057	->06/96	SOL	BS-5040	->06/96
2.9 i	110/150	02/95->08/98	VEN	BS-5057	->06/96	SOL	BS-5040	->06/96
2.9 i 24V	152/207	10/94->08/98				VEN	BS-5058	
<b>SCORPIO II Estate (GNR, GGR)</b> 								
2.0 i	85/115	10/94->08/98	VEN	BS-5057		VEN	BS-5058	
2.0 i 16V	100/136	10/94->08/98	VEN	BS-5057		VEN	BS-5058	
2.3 i 16V	108/147	06/96->08/98	VEN	BS-5057		VEN	BS-5058	
2.5 TD	92/125	09/96->08/98	VEN	BS-5057		VEN	BS-5058	
2.5 TD	85/115	10/94->08/98	VEN	BS-5057	->06/96	VEN	BS-5058	->06/96
2.9 i	110/150	02/95->08/98	VEN	BS-5057	->06/96	VEN	BS-5058	->06/96
<b>SIERRA (GBG, GB4)</b> 								
						SOL	BS-5040	+ ABS
1.6	55/75	01/87->02/93				DRUM	BS-5555	
						DRUM	BS-5564	->09/91; - ABS
1.6	53/72	01/88->02/93				SOL	BS-5040	+ ABS
						DRUM	BS-5564	->09/91
1.6 i	59/80	10/89->02/93				SOL	BS-5040	+ ABS
						DRUM	BS-5564	







	kW/HP		Type			Type		
1.8	66/90	01/87->05/88				SOL	BS-5040	+ ABS
						DRUM	BS-5555	
1.8	64/87	05/88->02/93				SOL	BS-5040	10/89->; + ABS
						DRUM	BS-5555	10/89->
1.8	59/80	10/87->09/89				SOL	BS-5040	->06/88; + ABS
						DRUM	BS-5555	->06/88
1.8 TD	55/75	08/88->02/93				SOL	BS-5040	10/89->; + ABS
						DRUM	BS-5555	10/89->
2.0	77/105	01/87->02/93				SOL	BS-5040	->09/89; + ABS
						DRUM	BS-5555	->09/89
2.0 4x4	88/120	01/90->02/93				SOL	BS-5040	
						DRUM	BS-5555	
2.0 4x4	92/125	01/90->02/93				SOL	BS-5040	
						DRUM	BS-5555	
2.0 i	85/115	01/87->02/93				SOL	BS-5040	->09/89; + ABS
						DRUM	BS-5555	->09/89
2.0 i	74/100	01/87->12/89				SOL	BS-5040	+ ABS
						DRUM	BS-5555	
2.0 i	88/120	01/90->02/93				SOL	BS-5040	+ ABS
						DRUM	BS-5555	
2.0 i	92/125	01/90->02/93				SOL	BS-5040	+ ABS
						DRUM	BS-5555	
2.0 i CAT	74/100	01/87->02/93				SOL	BS-5040	->09/89; + ABS
						DRUM	BS-5555	->09/89
2.0 i DOHC	85/115	12/91->02/93				SOL	BS-5040	+ ABS
						DRUM	BS-5555	- ABS
2.3 D	49/67	01/87->09/89				SOL	BS-5040	+ ABS
						DRUM	BS-5555	
<b>SIERRA Estate (BNC)</b> 								
1.6	55/75	08/82->12/86				SOL	BS-5040	
						DRUM	BS-5555	
1.8	66/90	10/84->12/86				SOL	BS-5040	
						DRUM	BS-5555	
2.0	85/115	03/85->12/86				SOL	BS-5040	
						DRUM	BS-5555	
2.0	77/105	08/82->12/86				SOL	BS-5040	
						DRUM	BS-5555	

	kW/HP		Type			Type		
2.0	66/90	08/82->10/84				SOL	BS-5040	
						DRUM	BS-5555	
2.0	74/100	10/85->12/86				SOL	BS-5040	
						DRUM	BS-5555	
2.3	84/114	08/82->12/86				SOL	BS-5040	
						DRUM	BS-5555	
2.3 D	49/67	08/82->12/86				SOL	BS-5040	
						DRUM	BS-5555	
2.8 i 4x4	105/143	08/82->12/86				SOL	BS-5040	10/85->; + ABS
2.8 i 4x4	107/146	08/82->12/86				SOL	BS-5040	10/85->
2.8 XR4i	105/143	08/82->12/86				SOL	BS-5040	
2.8 XR4i	107/146	08/82->12/86				SOL	BS-5040	
<b>SIERRA Estate (BNG)</b> 								
1.6	55/75	01/87->02/93				SOL	BS-5040	+ ABS
						DRUM	BS-5555	
1.6	53/72	01/88->02/93				SOL	BS-5040	+ ABS
						DRUM	BS-5555	
1.6 i	59/80	10/89->02/93				SOL	BS-5040	+ ABS
						DRUM	BS-5555	- ABS
1.8	66/90	01/87->05/88				SOL	BS-5040	+ ABS
						DRUM	BS-5555	- ABS
1.8	64/87	05/88->02/93				SOL	BS-5040	+ ABS
						DRUM	BS-5555	- ABS
1.8	59/80	10/87->05/88	VEN	BS-5037	+ ABS	SOL	BS-5040	+ ABS
						DRUM	BS-5555	
1.8 TD	55/75	08/88->02/93				SOL	BS-5040	10/89->; + ABS
						DRUM	BS-5555	10/89->
2.0	77/105	01/87->02/93				SOL	BS-5040	+ ABS
						DRUM	BS-5555	- ABS
2.0 4x4	88/120	02/90->02/93				SOL	BS-5040	+ ABS
						DRUM	BS-5555	
2.0 4x4	92/125	05/89->02/93				SOL	BS-5040	10/89->
						DRUM	BS-5555	10/89->
2.0 i	85/115	01/87->02/93				SOL	BS-5040	+ ABS
						DRUM	BS-5555	- ABS
2.0 i	74/100	01/87->02/93				SOL	BS-5040	->09/89; + ABS
						DRUM	BS-5555	->09/89; - ABS

	kw/HP		Type			Type			
2.0 i	88/120	05/89->02/93				SOL	BS-5040	+ ABS	
						DRUM	BS-5555	- ABS	
2.0 i	92/125	05/89->02/93				SOL	BS-5040	+ ABS	
						DRUM	BS-5555	->09/91	
2.0 i CAT	74/100	01/87->02/93				SOL	BS-5040	+ ABS	
						DRUM	BS-5555	- ABS	
2.0 i DOHC	85/115	12/91->02/93				SOL	BS-5040	+ ABS	
						DRUM	BS-5555	- ABS	
2.3 D	49/67	01/87->02/93				SOL	BS-5040	->01/90; + ABS	
						DRUM	BS-5555	->01/90	
2.8 4x4	110/150	01/87->08/88				SOL	BS-5040	->02/87	
<b>SIERRA Hatchback (GBC)</b> 									
1.3	44/60	08/82->12/86				SOL	BS-5040		
						DRUM	BS-5564		
1.6	55/75	08/82->12/86				SOL	BS-5040		
						DRUM	BS-5564		
1.8	66/90	10/84->12/86				SOL	BS-5040		
						DRUM	BS-5555		
2.0	77/105	08/82->12/86				SOL	BS-5040		
						DRUM	BS-5555		
2.0	66/90	08/82->10/84				SOL	BS-5040		
						DRUM	BS-5555		
2.0	74/100	10/85->12/86				SOL	BS-5040		
						DRUM	BS-5555		
2.0 i	85/115	03/85->12/86				SOL	BS-5040		
						DRUM	BS-5555		
2.3	84/114	08/82->12/86				SOL	BS-5040		
						DRUM	BS-5555		
2.3 D	49/67	08/82->12/86				SOL	BS-5040		
						DRUM	BS-5555		
2.8 i XR 4x4	107/146	09/83->12/86				SOL	BS-5040	10/85->	
2.8 XR 4x4	110/150	02/85->12/86				SOL	BS-5040	10/85->	
2.8 XR4i	110/150	08/82->12/86				SOL	BS-5040		
2.8 XR4i	105/143	08/82->12/86				SOL	BS-5040		
2.8 XR4i	107/146	08/82->12/86				SOL	BS-5040		
<b>SIERRA Hatchback (GBC, GBG)</b> 									
1.6	55/75	01/87->02/93				SOL	BS-5040	+ ABS	
						DRUM	BS-5555		



	kW/HP		Type			Type		
1.6	53/72	01/88->02/93				SOL	BS-5040 + ABS	
						DRUM	BS-5555	
1.6 i	59/80	10/89->02/93				SOL	BS-5040 + ABS	
						DRUM	BS-5564	
1.8	66/90	01/87->05/88				SOL	BS-5040 + ABS	
						DRUM	BS-5555	
1.8	64/87	05/88->02/93				SOL	BS-5040 10/89->; + ABS	
						DRUM	BS-5555 10/89->	
1.8	59/80	10/87->05/88				SOL	BS-5040 + ABS	
						DRUM	BS-5555	
1.8 TD	55/75	08/88->02/93				SOL	BS-5040 10/89->; + ABS	
						DRUM	BS-5555 10/89->	
2.0	77/105	01/87->02/93				SOL	BS-5040 ->09/89; + ABS	
						DRUM	BS-5555 ->09/89	
2.0 i	85/115	01/87->02/93				SOL	BS-5040 ->09/89; + ABS	
						DRUM	BS-5555 ->09/89	
2.0 i	74/100	01/87->02/93				SOL	BS-5040 ->09/89; + ABS	
						DRUM	BS-5555 ->09/89	
2.0 i	88/120	06/89->02/93				SOL	BS-5040 + ABS	
						DRUM	BS-5555 - ABS	
2.0 i	92/125	06/89->02/93				SOL	BS-5040 + ABS	
						DRUM	BS-5555	
2.0 i CAT	74/100	01/87->02/93				SOL	BS-5040 ->09/89; + ABS	
						DRUM	BS-5555 ->09/89	
2.0 i DOHC	85/115	12/91->02/93				SOL	BS-5040 + ABS	
						DRUM	BS-5555 - ABS	
2.3 D	49/67	01/87->09/89				SOL	BS-5040 + ABS	
						DRUM	BS-5555	
<b>S-MAX [WA6] </b>								
1.6 EcoBoost	118/160	02/11->	VEN	BS-5125		SOL	BS-5212	
1.6 TDCi	85/115	02/11->	VEN	BS-5125		SOL	BS-5212	
1.8 TDCi	92/125	05/06->	VEN	BS-5125		SOL	BS-5212	
2.0	107/145	05/06->	VEN	BS-5125		SOL	BS-5212	
2.0 EcoBoost	149/203	03/10->	VEN	BS-5125		SOL	BS-5212	
2.0 EcoBoost	176/240	07/10->	VEN	BS-5125	06/11->	SOL	BS-5212	
2.0 EcoBoost	146/199	07/10->	VEN	BS-5125	06/11->	SOL	BS-5212	
2.0 Flexifuel	107/145	05/06->	VEN	BS-5125		SOL	BS-5212	
2.0 TDCi	120/163	03/10->	VEN	BS-5125		SOL	BS-5212	

	<b>kW/HP</b>		<b>Type</b>			<b>Type</b>		
2.0 TDCi	100/136	05/06->	VEN	BS-5125	03/08->	SOL	BS-5212	03/08->
2.0 TDCi	96/130	05/06->	VEN	BS-5125		SOL	BS-5212	
2.0 TDCi	103/140	05/06->	VEN	BS-5125		SOL	BS-5212	
2.0 TDCi	85/115	11/07->	VEN	BS-5125		SOL	BS-5212	
2.2 TDCi	129/175	03/08->	VEN	BS-5125	10/08->	SOL	BS-5212	
2.2 TDCi	147/200	07/10->	VEN	BS-5125	11/10->	SOL	BS-5212	11/10->
2.3	118/160	07/07->	VEN	BS-5125		SOL	BS-5212	
2.5 ST	162/220	05/06->	VEN	BS-5125		SOL	BS-5212	
			SOL	BS-5263				

#### STREET KA (RL2)

1.6	70/95	05/03->07/05	VEN	BS-5222
-----	-------	--------------	-----	---------

#### TAUNUS (GBFK)

1300	40/54	08/70->02/76		DRUM	BS-5564	09/71->
------	-------	--------------	--	------	---------	---------

1600	50/68	01/74->05/75		DRUM	BS-5564	
------	-------	--------------	--	------	---------	--

1600	53/72	08/70->02/76		DRUM	BS-5564	
------	-------	--------------	--	------	---------	--

#### TAUNUS (GBTK)

1300	40/55	01/70->05/75		DRUM	BS-5564	
------	-------	--------------	--	------	---------	--

1600	53/72	01/70->05/75		DRUM	BS-5564	04/72->
------	-------	--------------	--	------	---------	---------

1600	50/68	01/74->05/75		DRUM	BS-5564	
------	-------	--------------	--	------	---------	--

#### TAUNUS (GBTS, GBFS, CBTS)

1.3	40/55	05/75->07/79		DRUM	BS-5564	
-----	-------	--------------	--	------	---------	--

1.6	50/68	05/75->07/79		DRUM	BS-5564	
-----	-------	--------------	--	------	---------	--

1.6	53/72	05/75->07/79		DRUM	BS-5564	
-----	-------	--------------	--	------	---------	--

#### TAUNUS '80 Turnier (GBNS)

1.6	51/69	07/79->07/82		DRUM	BS-5564	
-----	-------	--------------	--	------	---------	--

1.6	54/73	07/79->07/82		DRUM	BS-5564	
-----	-------	--------------	--	------	---------	--

#### TAUNUS '80 (GBS, GBNS)

1.6	51/69	07/79->07/82		DRUM	BS-5564	
-----	-------	--------------	--	------	---------	--

1.6	54/73	07/79->07/82		DRUM	BS-5564	MD Taunus
-----	-------	--------------	--	------	---------	-----------

#### TAUNUS Coupe (GBCK)

1300	40/54	08/70->02/76		DRUM	BS-5564	
------	-------	--------------	--	------	---------	--

1600	53/72	08/70->02/76		DRUM	BS-5564	04/72->
------	-------	--------------	--	------	---------	---------

#### TAUNUS Turnier (GBNK)

1600	50/68	01/74->05/75		DRUM	BS-5564	
------	-------	--------------	--	------	---------	--










1600	53/72	08/70->02/76		DRUM	BS-5564	
------	-------	--------------	--	------	---------	--







#### TAUNUS Turnier (GBNS)

1.3	43/58	05/75->07/79		DRUM	BS-5564	
-----	-------	--------------	--	------	---------	--

1.6	50/68	05/75->07/79		DRUM	BS-5564	09/76->
-----	-------	--------------	--	------	---------	---------









1.6	53/72	05/75->07/79		DRUM	BS-5564	09/76->
-----	-------	--------------	--	------	---------	---------

	<b>kW/HP</b>		<b>Type</b>			<b>Type</b>		
<b>TOURNEO CONNECT</b> 								
1.8 16V	85/116	06/02->12/13	VEN	BS-5394	+ ABS; for TC	DRUM	BS-5233	+ ABS; not for TC
1.8 TDCi	66/90	06/02->12/13	VEN	BS-5394	+ ABS; for TC	DRUM	BS-5233	+ ABS; not for TC
1.8 TDCi	81/110	08/06->12/13	VEN	BS-5394	for steel rims	DRUM	BS-5233	not for TC
1.8 TDCi /TDDi /DI	55/75	06/02->12/13	VEN	BS-5394	+ ABS; not for TC	DRUM	BS-5233	+ ABS; not for TC
<b>TOURNEO CONNECT / GRAND TOURNEO CONNECT Kombi</b> 								
1.0 EcoBoost	74/100	11/13->	VEN	BS-5006	Ø wheel 17" in; not for incr. payload			
1.5 TDCi	74/101	05/15->	VEN	BS-5006	not for incr. payload			
1.5 TDCi	55/75	05/15->	VEN	BS-5006	not for incr. payload			
1.5 TDCi	88/120	05/15->	VEN	BS-5006	not for incr. payload			
1.6 EcoBoost	110/150	11/13->	VEN	BS-5006	- increased axle load			
1.6 TDCi	70/95	09/13->	VEN	BS-5006	- increased axle load			
1.6 TDCi	85/115	09/13->	VEN	BS-5006	- increased axle load			
1.6 TDCi	55/75	09/13->	VEN	BS-5006	- increased axle load			
<b>TRANSIT Box</b> 								
2.2 TDCi	81/110	04/06->08/14	VEN	BS-5328	MD 260; MD 280; MD 300	SOL	BS-5329	
			VEN	BS-5424	MD 330; MD 350	DRUM	BS-5514	MD 260; - ABS; MD 280; MD 300; MD 330; MD 350
2.2 TDCi	96/130	04/06->08/14	VEN	BS-5328	MD 260; MD 280; MD 300	SOL	BS-5329	
			VEN	BS-5424	MD 330; MD 350	DRUM	BS-5514	MD 260; - ABS; MD 280; MD 300; MD 330; MD 350
2.2 TDCi	63/85	04/06->08/14	VEN	BS-5328		SOL	BS-5329	
						DRUM	BS-5514	MD 260; - ABS; MD 280; MD 300
2.2 TDCi	103/140	10/07->08/14	VEN	BS-5328	MD Transit 260; MD Transit 280; MD Transit 300	SOL	BS-5329	+ ABS; MD Transit 330
			VEN	BS-5424	MD Transit 330 / 350	DRUM	BS-5514	- ABS
2.2 TDCi	85/115	10/08->08/14	VEN	BS-5328	MD 260; MD 280; MD 300	SOL	BS-5329	MD 260; MD 280; MD 300; MD 330
			VEN	BS-5424	MD 330; MD 350	DRUM	BS-5514	- ABS
2.2 TDCi	74/100	10/11->08/14	VEN	BS-5328	MD Transit 260; MD Transit 280; MD Transit 300	SOL	BS-5329	
			VEN	BS-5424	MD Transit 330; MD Transit 350	DRUM	BS-5514	MD Transit 260; MD Transit 280; MD Transit 300; MD Transit 350; MD Transit 330
2.2 TDCi	92/125	10/11->08/14	VEN	BS-5328	MD Transit 260; MD Transit 280; MD Transit 300	SOL	BS-5329	
			VEN	BS-5424	MD Transit 330; MD Transit 350	DRUM	BS-5514	
2.2 TDCi [RWD]	74/100	10/11->08/14	VEN	BS-5424	for single tyres	SOL	BS-5330	
						DRUM	BS-5896	MD Transit 300; for dual tyres; MD Transit 330; MD Transit 350
2.2 TDCi [RWD]	92/125	10/11->08/14	VEN	BS-5424		SOL	BS-5330	
						DRUM	BS-5896	MD Transit 300; for dual tyres; MD Transit 350; MD Transit 460
2.2 TDCi [RWD]	114/155	10/11->08/14	VEN	BS-5424	for single tyres	SOL	BS-5330	
						DRUM	BS-5896	MD Transit 330; for dual tyres; MD Transit 350; MD Transit 460
2.2 TDCi 4x4	92/125	10/11->08/14	VEN	BS-5424	for single tyres	SOL	BS-5330	
						DRUM	BS-5896	MD Transit 330; for dual tyres; MD Transit 350

	kw/HP		Type			Type		
2.3 16V [RWD]	107/145	04/06->08/14	VEN	BS-5424	for single tyres	SOL	BS-5330	for single tyres
						DRUM	BS-5896	07/06->; MD Transit 300; for dual tyres; MD Transit 330; MD Transit 350
						DRUM	BS-5514	->08/07; MD 300; - ABS; MD 330; MD 350
2.3 16V CNG [RWD]	100/136	04/06->08/14	VEN	BS-5424	for single tyres	SOL	BS-5330	for single tyres
						DRUM	BS-5896	for dual tyres
2.3 16V LPG [RWD]	107/145	04/06->08/14	VEN	BS-5424	for single tyres	SOL	BS-5330	for single tyres
						DRUM	BS-5896	for dual tyres
2.4 TDCi [RWD]	85/115	04/06->08/14	VEN	BS-5424	for single tyres	SOL	BS-5330	for single tyres
						DRUM	BS-5896	MD Transit 330; for dual tyres; MD Transit 350; MD Transit 430; MD Transit 460; MD Transit 300
2.4 TDCi [RWD]	103/140	04/06->08/14	VEN	BS-5424	for single tyres	DRUM	BS-5514	->08/07; MD 330; - ABS; MD 350
						SOL	BS-5330	for single tyres
2.4 TDCi [RWD]	74/100	04/06->08/14	VEN	BS-5424	for single tyres	DRUM	BS-5896	MD Transit 330; for dual tyres; MD Transit 350; MD Transit 430; MD Transit 460
						DRUM	BS-5514	MD 260; - ABS; MD 280; MD 300; ->08/07; MD 330; MD 350
2.4 TDCi [RWD]	103/140	11/06->08/14	VEN	BS-5424	for single tyres	SOL	BS-5330	for single tyres
						DRUM	BS-5896	MD Transit 300; for dual tyres; MD Transit 330; MD Transit 350; MD Transit 430
2.4 TDCi 4x4	103/140	11/06->08/14	VEN	BS-5424	for single tyres	DRUM	BS-5514	- ABS
						SOL	BS-5330	+ ABS
3.2 TDCi [RWD]	147/200	09/07->08/14	VEN	BS-5424	for single tyres	DRUM	BS-5896	MD Transit 460; for dual tyres; MD Transit 350; 06/10->; MD Transit 430
						DRUM	BS-5514	MD 350; - ABS
						SOL	BS-5330	

### TRANSIT Box [E\_]

2.0 (EAL, EAS)	84/114	06/94->03/00	VEN	BS-5067	->11/94; MD FT80; short base; MD FT100L; MD FT100S	DRUM	BS-5064	MD FT150L; MD FT150S; MD FT190; MD FT190EF; MD FT190L; long base; MD FT100L; MD FT100S
			VEN	BS-5075	MD FT150L; MD FT150S; MD FT190; MD FT190EF; MD FT190L; ->11/94; long base; MD FT100L; MD FT100S	DRUM	BS-5463	MD FT80; short base; MD FT100L; MD FT100S
			VEN	BS-5597	Ø wheel 15 in			
2.5 DI (EAL, EAS)	85/116	05/99->03/00	VEN	BS-5597	Ø wheel 15 in	DRUM	BS-5064	for extended base; MD 100; MD 150
						DRUM	BS-5463	for shortened base; MD 100
2.5 DI (EAL, EAS)	56/76	06/94->03/00	VEN	BS-5067	->11/94; for shortened base	DRUM	BS-5064	for extended base
			VEN	BS-5075	->11/94; for extended base			
			VEN	BS-5597	Ø wheel 15 in	DRUM	BS-5463	for shortened base
2.5 DI (EAL, EAS)	51/69	06/94->03/00	VEN	BS-5067	->11/94; short base; MD 100	DRUM	BS-5064	long base; MD 100; MD 190
			VEN	BS-5075	->11/94; long base; MD 100; MD 190			
			VEN	BS-5597	Ø wheel 15 in	DRUM	BS-5463	short base; MD 100
2.5 TD (EAL, EAS)	63/85	06/94->03/00	VEN	BS-5067	->11/94; for shortened base; MD 100	DRUM	BS-5064	for extended base
			VEN	BS-5075	->11/94; for extended base; MD 100/150/190			
			VEN	BS-5597	Ø wheel 15 in	DRUM	BS-5463	MD 100; for shortened base; MD 80

	kw/HP		Type			Type			
2.5 TD (EAS)	55/75	10/98->03/00	VEN	BS-5597	Ø wheel 15 in	DRUM	BS-5064	long base	
						DRUM	BS-5463	short base	
2.5 TDI (EAL, EAS)	74/101	06/94->03/00	VEN	BS-5067	->11/94; for shortened base	DRUM	BS-5064	->11/94; for extended base; MD 100; MD 150; MD 190; 12/94->; ->08/98; 09/98->	
			VEN	BS-5075	->11/94; for extended base; MD 100; MD 150; MD 190	DRUM	BS-5463	for shortened base; MD 100	
			VEN	BS-5597	Ø wheel 15 in				
<b>TRANSIT Box (E_) </b>									
2.0	66/90	09/91->06/94	VEN	BS-5067	MD 100; MD 120; MD 80	DRUM	BS-5064	MD 150; MD 190	
			VEN	BS-5075	MD 150; MD 190				
			VEN	BS-5597	Ø wheel 15 in	DRUM	BS-5463	MD 100; MD 120; MD 80	
2.0 i (EAL, EAS)	72/98	09/91->06/94	VEN	BS-5067	MD 100; MD 120; MD 80	DRUM	BS-5064	MD 150; MD 190	
			VEN	BS-5075	MD 150; MD 190				
			VEN	BS-5597	Ø wheel 15 in	DRUM	BS-5463	MD 100; MD 120; MD 80	
2.5 DI (EAL, EAS)	51/70	05/91->06/94	VEN	BS-5067	MD 100; MD 120; MD 80	DRUM	BS-5064	MD 150; MD 190	
			VEN	BS-5075	MD 150; MD 190				
			VEN	BS-5597	Ø wheel 15 in	DRUM	BS-5463	MD 100; MD 120; MD 80	
2.5 DI (EAL, EAS)	63/85	10/92->06/94	VEN	BS-5067	MD 100; MD 120; MD 80	DRUM	BS-5064	MD 150; MD 190	
			VEN	BS-5075	MD 150; MD 190				
			VEN	BS-5597	Ø wheel 15 in	DRUM	BS-5463	MD 100; MD 120; MD 80	
2.5 DI (EAS, EAL)	59/80	05/91->06/94	VEN	BS-5067	MD Transit 120	DRUM	BS-5064	MD 150; MD 190	
			VEN	BS-5075	MD 150; MD 190				
			VEN	BS-5597	Ø wheel 15 in	DRUM	BS-5463	MD 100; MD 120; MD 80	
2.5 TD (EAS, EAL)	74/101	05/91->06/94	VEN	BS-5067	MD 120	DRUM	BS-5064	MD 190	
			VEN	BS-5075	MD 190				
			VEN	BS-5597	Ø wheel 15 in	DRUM	BS-5463	MD 120	
<b>TRANSIT Box (FA_) </b>									
2.0 DI (FAE_, FAF_, FAG_)	55/75	08/00->05/06	VEN	BS-5346	MD 260; MD 280	DRUM	BS-5514	MD 280	
						DRUM	BS-5534	MD 260	
2.0 DI (FAE_, FAF_, FAG_)	74/100	08/00->05/06	VEN	BS-5346	MD 280; ->09/03; MD 260; MD 300; 10/03->	DRUM	BS-5514		
						DRUM	BS-5534		
2.0 DI (FAE_, FAF_, FAG_)	63/86	08/00->05/06	VEN	BS-5346		DRUM	BS-5514	MD 280; ->09/03; MD 260; MD 300	
2.0 TDCi	92/125	08/02->05/06	VEN	BS-5346	MD 260; MD 300; MD 280	DRUM	BS-5514	->09/03; MD 260; MD 300; MD 280	
						DRUM	BS-5534	MD 330; MD 350	
2.3	105/143	03/01->03/06	VEN	BS-5347	MD 300; engine E5FC; MD 330; MD 350	DRUM	BS-5534	MD 300; engine E5FC	
2.3 16V (RWD) (FAA_, FAB_, FAC_)	107/146	04/01->05/06	VEN	BS-5347		DRUM	BS-5534		
2.4 DI (FAA_, FAB_, FAC_, FAD_)	66/90	01/00->05/06	VEN	BS-5347	made in UK; MD 300; MD 330; MD 350	DRUM	BS-5534	MD 300	
2.4 DI (RWD) (FAA_, FAB_, FAC_, FAD_)	88/120	01/00->05/06	VEN	BS-5347	made in UK; MD 260; MD 280; MD 330; MD 350	DRUM	BS-5534	->08/03; MD 330	
2.4 DI (RWD) (FAA_, FAB_, FAC_, FAD_)	55/75	01/00->05/06	VEN	BS-5347	MD 350; ->08/03; MD 330	DRUM	BS-5534	->08/03; MD 330	
2.4 TDCi	101/137	03/04->05/06	VEN	BS-5347		DRUM	BS-5534	->03/06; MD 350	
2.4 TDE	85/115	03/04->05/06	VEN	BS-5347		DRUM	BS-5534		
2.4 TDE	92/125	07/01->05/06	VEN	BS-5347	MD 300; ->08/03; MD 330; MD 350	DRUM	BS-5534	MD 300; ->08/03; MD 330; MD 350	



kW/HP



Type



Type



## TRANSIT Box (T\_ )







1.6 (TAS)	46/63	09/85->09/92	SOL	BS-5764	-->07/87; MD 80			
2.0 (TAL, TAS, TGL, TWS)	57/78	09/85->09/92	SOL	BS-5764	-->03/91; MD 100			
2.5 D	60/82	10/85->03/91	SOL	BS-5764				
2.5 D (TAL, TAS, TGL, TWS)	50/68	01/86->09/91	SOL	BS-5764	-->03/91; MD 80			
2.5 D (TAL, TAS, TGL, TWS)	52/71	10/88->09/91	VEN	BS-5067		DRUM	BS-5064	MD Transit 190
						DRUM	BS-5463	MD Transit 80

## TRANSIT Box (V\_ )

1.6 (WS)	48/65	11/77->10/86	SOL	BS-5764	10/85->; MD 80			
2.5 D (VWL)	50/68	10/83->10/86	SOL	BS-5764	10/85->; MD 80			

## TRANSIT Bus

2.2 TDCi	63/85	04/06->08/14	VEN	BS-5328	MD 280; MD 300	SOL	BS-5329	
			VEN	BS-5424	MD Tourneo	DRUM	BS-5514	MD 280; - ABS; MD 300; -->08/07
2.2 TDCi	81/110	04/06->08/14	VEN	BS-5328	MD 280; MD 300	SOL	BS-5329	
			VEN	BS-5424	MD 330; MD 350	DRUM	BS-5514	MD 280; - ABS; MD 300; MD 330; MD 350; -->08/07
2.2 TDCi	96/130	04/06->08/14	VEN	BS-5328	MD 280; MD 300	SOL	BS-5329	
			VEN	BS-5424	MD 330; MD 350	DRUM	BS-5514	MD 280; - ABS; MD 300; MD 330; MD 350; -->08/07
2.2 TDCi	103/140	10/07->08/14	VEN	BS-5328	MD Transit 280 / 300	SOL	BS-5329	+ ABS; MD Transit 330
			VEN	BS-5424	MD Transit 330 / 350	DRUM	BS-5514	- ABS
2.2 TDCi	85/115	10/08->08/14	VEN	BS-5328	MD Transit 280; MD Transit 300	SOL	BS-5329	MD Transit 280; MD Transit 300; MD Transit 330; MD Transit 350
			VEN	BS-5424	MD Transit 330; MD Transit 350	DRUM	BS-5514	- ABS
2.2 TDCi	74/100	10/11->08/14	VEN	BS-5328		SOL	BS-5329	
						DRUM	BS-5514	
2.2 TDCi	92/125	10/11->08/14	VEN	BS-5328	MD Transit Tourneo; MD Transit 280; MD Transit 300	SOL	BS-5329	
			VEN	BS-5424	MD Transit 330; MD Transit 350	DRUM	BS-5514	MD Transit 280; MD Transit 300; MD Transit 330; MD Transit 350; MD Transit Tourneo
2.2 TDCi [RWD]	100/135	09/11->08/14	VEN	BS-5424	for single tyres	SOL	BS-5330	for single tyres
						DRUM	BS-5896	MD Transit 350; for dual tyres; MD Transit 370; MD Transit 430; MD Transit 460
2.2 TDCi [RWD]	74/100	10/11->08/14	VEN	BS-5424	for single tyres	SOL	BS-5330	for single tyres
						DRUM	BS-5896	MD Transit 330; for dual tyres; MD Transit 350
2.2 TDCi [RWD]	92/125	10/11->08/14	VEN	BS-5424	for single tyres	SOL	BS-5330	for single tyres
						DRUM	BS-5896	MD Transit 330; for dual tyres; MD Transit 350
2.4 TDCi	85/115	04/06->08/14	VEN	BS-5424	for single tyres	DRUM	BS-5896	MD Transit 330; for dual tyres; MD Transit 350; MD Transit 430; MD Transit 370
						DRUM	BS-5514	-->08/07; MD 330; - ABS; MD 350
2.4 TDCi	103/140	04/06->08/14	VEN	BS-5424	for single tyres	SOL	BS-5330	for single tyres
						DRUM	BS-5896	MD Transit 330; for dual tyres; MD Transit 350; MD Transit 370; MD Transit 430
						DRUM	BS-5514	-->08/07; MD 330; - ABS; MD 350









	<b>kW/HP</b>		<b>Type</b>			<b>Type</b>		
						SOL	BS-5330	for single tyres
2.4 TDCi	74/100	04/06->08/14	VEN	BS-5424	for single tyres	DRUM	BS-5896	MD Transit 330; for dual tyres; MD Transit 350; MD Transit 370; MD Transit 430
						DRUM	BS-5514	->08/07; MD 330; - ABS; MD 350
2.4 TDCi 4x4	103/140	11/06->08/14	VEN	BS-5424	for single tyres	SOL	BS-5330	+ headlamp cleaning sys.
						DRUM	BS-5896	MD Transit 330; for dual tyres; MD Transit 350; MD Transit 370
						DRUM	BS-5514	- ABS
3.2 TDCi	147/200	02/08->08/14	VEN	BS-5424	for single tyres	SOL	BS-5330	+ ABS
						DRUM	BS-5896	MD Transit 350; for dual tyres; 06/10->; MD Transit 430
						DRUM	BS-5514	- ABS

### TRANSIT Bus [E\_]

			VEN	BS-5067	MD 100; MD 120; MD 80	DRUM	BS-5064	MD 150; MD 190
2.0	66/90	09/91->09/94	VEN	BS-5075	MD 150; MD 190			
			VEN	BS-5597	Ø wheel 15 in	DRUM	BS-5463	MD 100; MD 120; MD 80
2.0 i (EBL, EDL, EGL, ESS, EUS)	72/98	09/91->07/94	VEN	BS-5067	MD 100; MD 120; MD 80	DRUM	BS-5064	MD 150; MD 190
			VEN	BS-5075	MD 150; MD 190			
			VEN	BS-5597	Ø wheel 15 in	DRUM	BS-5463	MD 100; MD 120; MD 80
2.5 DI (EBS, EDS, EDL, ESS, EUS)	51/70	08/91->07/94	VEN	BS-5067	MD 100; MD 120; MD 80	DRUM	BS-5064	MD 150; MD 190
			VEN	BS-5075	MD 150; MD 190			
			VEN	BS-5597	Ø wheel 15 in	DRUM	BS-5463	MD 100; MD 120; MD 80
2.5 DI (EBS, EDS, EGL, ESS, EUS)	59/80	09/91->07/94	VEN	BS-5067	MD 100; MD 120; MD 80	DRUM	BS-5064	MD 150; MD 190
			VEN	BS-5075	MD 150; MD 190			
			VEN	BS-5597	Ø wheel 15 in	DRUM	BS-5463	MD 100; MD 120; MD 80
2.5 TD (EBS, EBL, ECL, EDS, EDL, ESS, EUS)	63/85	10/92->07/94	VEN	BS-5597	Ø wheel 15 in	DRUM	BS-5463	MD Transit 100; MD Transit 150; LHD
2.5 TD (ECL, EDS, EDL, EGL, ESS, EUS)	74/100	09/91->07/94	VEN	BS-5067	MD 120	DRUM	BS-5064	MD 190
			VEN	BS-5075	MD 190			
			VEN	BS-5597	Ø wheel 15 in	DRUM	BS-5463	MD 120
2.9 i	107/145	01/91->09/94	VEN	BS-5067	MD 100	DRUM	BS-5463	11/91->; ->07/94; MD 100
			VEN	BS-5597	Ø wheel 15 in			

### TRANSIT Bus [E\_]

2.0 (EBL, EBS, ECL, EDS, EDL, EGL, ESS, ESL, EUS)	84/114	09/95->03/00	VEN	BS-5597	Ø wheel 15 in	DRUM	BS-5064	long base; MD Transit 100; MD Transit 150
						DRUM	BS-5463	short base; MD Transit 100
2.0 CNG	84/114	06/94->03/00	VEN	BS-5067	->11/94; for shortened base	DRUM	BS-5064	->11/94; for extended base; MD 100; MD 150; MD 190; 12/94->; ->08/98; 09/98->
			VEN	BS-5075	->11/94; for extended base			
			VEN	BS-5597	Ø wheel 15 in	DRUM	BS-5463	for shortened base; MD 100
2.5 DI (EBL, ECL, EDS, EDL)	56/76	07/94->03/00	VEN	BS-5067	->11/94; for shortened base; MD 100	DRUM	BS-5064	->11/94; for extended base; MD 100; MD 150; ->10/97; MD 190; 12/94->; ->08/98; 09/98->
			VEN	BS-5075	->11/94; for extended base; MD 100; MD 150; MD 190			
			VEN	BS-5597	Ø wheel 15 in	DRUM	BS-5463	for shortened base; MD 100

	kw/HP		Type			Type		
2.5 DI (EBL, EDL, EDS, ESL, ESS)	85/116	08/97->03/00	VEN	BS-5597	Ø wheel 15 in	DRUM	BS-5064	12/98->; for extended base; MD 100; MD 150
						DRUM	BS-5463	12/98->; for shortened base; MD 100
2.5 DI (EBL, EDS, ESL, ESS, EUS)	51/69	08/94->03/00	VEN	BS-5067	->11/94; for shortened base	DRUM	BS-5064	long base; MD 100; MD 190
						VEN	BS-5075	->11/94; for extended base
2.5 TD (EB_, ED_, ES_)	55/75	08/94->06/00	VEN	BS-5597	Ø wheel 15 in	DRUM	BS-5463	short base; MD 100
						VEN	BS-5067	->11/94; for shortened base; MD 100
						VEN	BS-5075	->11/94; long base; MD 100; MD 150
2.5 TD (EBL, EDL, EDS, EGL, ESL, ESS, EUS)	63/85	01/95->03/00	VEN	BS-5597	Ø wheel 15 in	DRUM	BS-5064	->08/98; MD 190; for extended base; MD 100; MD 150; 09/98->
						VEN	BS-5067	short base
						VEN	BS-5075	long base
2.5 TD (ECL, EDL, EDS, ESL, ESS, EUS)	74/100	07/94->03/00	VEN	BS-5597	Ø wheel 15 in	DRUM	BS-5064	->11/94; for extended base; MD 100; MD 150; MD 190; 12/94->; ->08/98; 09/98->
						VEN	BS-5067	->11/94; for shortened base; MD 100
						VEN	BS-5075	->11/94; for extended base; MD 100; MD 150; MD 190
<b>TRANSIT Bus (FD_, FB_, FS_, FZ_, FC_) </b>								
2.0 DI (F_E_, F_F_, F_G_)	55/75	08/00->05/06	VEN	BS-5346	MD 260; MD 280; ->08/03; MD 300	DRUM	BS-5514	MD 280
						DRUM	BS-5534	MD 260; ->08/03; MD 300
2.0 DI (F_E_, F_F_, F_G_)	74/100	08/00->05/06	VEN	BS-5346	MD 280; MD 260; MD 300	DRUM	BS-5514	MD 280; ->09/03; MD 260; MD 300
2.0 DI (F_E_, F_F_, F_G_)	63/86	08/00->05/06	VEN	BS-5346	MD 280; MD 260; MD 300	DRUM	BS-5514	MD 280; ->09/03; MD 260; MD 300
2.0 TDCi (F_F_, F_E_, F_G_)	92/125	08/02->05/06	VEN	BS-5346	MD Transit 280; MD Transit 300	DRUM	BS-5514	->09/03; MD 260; MD 300
2.3 16V (RWD) (F_B_, F_C_, F_A_)	107/146	08/00->05/06	VEN	BS-5347	MD 330; MD 350	DRUM	BS-5534	
2.4 DI (F_B_, F_C_, F_A_)	66/90	01/00->05/06	VEN	BS-5347	MD 350; ->09/01; MD 330; 10/01->; MD 300	DRUM	BS-5534	10/01->; MD 300
2.4 DI (RWD) (F_B_, F_C_)	55/75	01/00->05/06	VEN	BS-5347	MD 350; ->08/03; MD 330	DRUM	BS-5534	->08/03; MD 330
2.4 DI (RWD) (F_B_, F_C_, F_A_)	88/120	01/00->05/06	VEN	BS-5347		DRUM	BS-5514	MD FCY3
						DRUM	BS-5534	MD FBX1/FCX1
2.4 TDCi	101/137	03/04->05/06	VEN	BS-5347		DRUM	BS-5534	->03/06; MD 330; engine H9FA; MD 350
2.4 Tdi	88/120	08/00->08/03	VEN	BS-5347		DRUM	BS-5534	MD Transit 330
2.4 TDE	85/115	03/04->05/06	VEN	BS-5346	made in UK; MD Transit 300	DRUM	BS-5534	
						VEN	BS-5347	made in UK; MD Transit 330; MD Transit 350
2.4 TDE (F_C_, F_B_, F_A_)	92/125	07/01->05/06	VEN	BS-5347	MD 300; ->08/03; MD 330; MD 350	DRUM	BS-5534	MD 300; ->08/03; MD 330; MD 350
<b>TRANSIT Bus (T_) </b>								
1.6 (TBL, TES)	46/63	12/85->01/89	SOL	BS-5764	->07/87; MD 80			
2.0 (TBS, TCL, TCS) CAT	57/78	12/85->09/92	SOL	BS-5764	->03/91; MD 100			
2.0 (TBS, TCL, TCS, TEL, TES)	57/78	11/85->09/92	SOL	BS-5764	->03/91; MD 100			
2.5 D (TBS, TCL, TCS, TEL, TES)	50/68	12/85->01/89	VEN	BS-5067		DRUM	BS-5463	
						SOL	BS-5764	
2.5 D (TBS, TEL, TES)	52/71	09/88->09/92	VEN	BS-5067		DRUM	BS-5064	MD Transit 190
						DRUM	BS-5463	MD Transit 80; MD Transit 190





kW/HP



Type



Type



## TRANSIT Bus [V\_]

1.6 (VAS, VLS, VZS)	48/65	12/77->10/86	SOL	BS-5764	10/85->; MD 80
2.5 D (VAS, VBL, VIL, VUL, VZS)	50/68	10/83->10/86	SOL	BS-5764	10/85->; MD 80

## TRANSIT CONNECT (P65\_, P70\_, P80\_)

1.8 16V	85/116	06/02->12/13	VEN	BS-5394	DRUM	BS-5233
1.8 Di	55/75	06/02->12/13	VEN	BS-5394	DRUM	BS-5233
1.8 TDCi	66/90	06/02->12/13	VEN	BS-5394	DRUM	BS-5233
1.8 TDCi	81/110	08/06->12/13	VEN	BS-5394	DRUM	BS-5233

## TRANSIT CONNECT Box







1.0 EcoBoost	74/100	02/13->	VEN	BS-5006	not for incr. payload; Ø wheel 17` in
1.5 TDCi	74/101	05/15->	VEN	BS-5006	not for incr. payload
1.5 TDCi	88/120	05/15->	VEN	BS-5006	not for incr. payload
1.6 EcoBoost	110/150	11/13->	VEN	BS-5006	not for incr. payload; Ø wheel 17` in
1.6 TDCi	85/115	02/13->	VEN	BS-5006	not for incr. payload; Ø wheel 17` in
1.6 TDCi	70/95	02/13->	VEN	BS-5006	not for incr. payload; Ø wheel 17` in
1.6 TDCi	55/75	02/13->	VEN	BS-5006	not for incr. payload; Ø wheel 17` in

## TRANSIT CONNECT Kombi

1.5 TDCi	74/101	05/15->	VEN	BS-5006	not for incr. payload
1.5 TDCi	88/120	05/15->	VEN	BS-5006	not for incr. payload
1.6 TDCi	55/75	02/13->	VEN	BS-5006	not for incr. payload; Ø wheel 17` in
1.6 TDCi	70/95	02/13->	VEN	BS-5006	not for incr. payload; Ø wheel 17` in
1.6 TDCi	85/115	02/13->	VEN	BS-5006	not for incr. payload; Ø wheel 17` in









## TRANSIT Platform/Chassis











2.2 TDCi	81/110	04/06->08/14	VEN	BS-5328	MD 300	SOL	BS-5329
			VEN	BS-5424	MD 350	DRUM	BS-5514 MD 300; - ABS; MD 350
2.2 TDCi	63/85	04/06->08/14	VEN	BS-5328		SOL	BS-5329
						DRUM	BS-5514 MD 300; - ABS
2.2 TDCi	96/130	04/06->08/14	VEN	BS-5328	MD 300	SOL	BS-5329
			VEN	BS-5424	MD 350	DRUM	BS-5514 MD 300; - ABS; MD 350
2.2 TDCi	103/140	10/07->09/11	VEN	BS-5328	MD Transit 300	SOL	BS-5329 MD Transit 300; MD Transit 350
			VEN	BS-5424	MD Transit 350	DRUM	BS-5514 - ABS
2.2 TDCi	85/115	10/08->08/14	VEN	BS-5328	MD Transit 300	SOL	BS-5329 MD Transit 300; MD Transit 330; MD Transit 350
			VEN	BS-5424	MD Transit 330; MD Transit 350	DRUM	BS-5514 - ABS
2.2 TDCi	74/100	10/11->08/14	VEN	BS-5328	MD 300	SOL	BS-5329
			VEN	BS-5424	MD 350	DRUM	BS-5514
2.2 TDCi	92/125	10/11->08/14	VEN	BS-5328	MD Transit 300	SOL	BS-5329
			VEN	BS-5424	MD Transit 330; MD Transit 350	DRUM	BS-5514

	kw/HP		Type			Type		
2.2 TDCi [RWD]	74/100	10/11->08/14	VEN	BS-5424	for single tyres	SOL	BS-5330	
						DRUM	BS-5896	MD Transit 300; for dual tyres; MD Transit 350; MD Transit 330
						DRUM	BS-5514	MD Transit 300
2.2 TDCi [RWD]	92/125	10/11->08/14	VEN	BS-5424	for single tyres	SOL	BS-5330	
						DRUM	BS-5896	MD Transit 350; for dual tyres; MD Transit 330; MD Transit 460
2.2 TDCi [RWD]	114/155	10/11->08/14	VEN	BS-5424	for single tyres	SOL	BS-5330	
						DRUM	BS-5896	MD Transit 330; for dual tyres; MD Transit 350; MD Transit 460
2.2 TDCi 4x4	92/125	10/11->08/14	VEN	BS-5424	for single tyres	SOL	BS-5330	
						DRUM	BS-5896	MD Transit 350; for dual tyres; MD Transit 330; pickup
2.3 16V [RWD]	107/145	04/06->08/14	VEN	BS-5424	for single tyres	SOL	BS-5330	for single tyres
						DRUM	BS-5896	MD Transit 300; for dual tyres; MD Transit 330; MD Transit 350
						DRUM	BS-5514	->08/07; MD 300; - ABS; MD 330; MD 350
2.3 16V CNG [RWD]	100/136	04/06->08/14	VEN	BS-5424	for single tyres	SOL	BS-5330	for single tyres
						DRUM	BS-5896	for dual tyres
2.3 16V LPG [RWD]	107/145	04/06->08/14	VEN	BS-5424	for single tyres	SOL	BS-5330	for single tyres
						DRUM	BS-5896	for dual tyres
2.4 TDCi [RWD]	74/100	04/06->08/14	VEN	BS-5424	for single tyres	SOL	BS-5330	for single tyres
						DRUM	BS-5896	MD Transit 300; for dual tyres; MD Transit 330; MD Transit 350; MD Transit 430
2.4 TDCi [RWD]	85/115	04/06->08/14	VEN	BS-5424	for single tyres	SOL	BS-5330	for single tyres
						DRUM	BS-5896	MD Transit 330; for dual tyres; MD Transit 430; 01/09->
						DRUM	BS-5514	->08/07; MD 330; - ABS; MD 350
2.4 TDCi [RWD]	103/140	04/06->08/14	VEN	BS-5424	for single tyres	SOL	BS-5330	for single tyres
						DRUM	BS-5896	MD Transit 330; for dual tyres; MD Transit 350; MD Transit 460
						DRUM	BS-5514	->08/07; MD 330; - ABS; MD 350
2.4 TDCi 4x4	103/140	11/06->08/14	VEN	BS-5424		SOL	BS-5330	
						DRUM	BS-5896	MD Transit 350; for dual tyres; MD Transit 330; 01/10->; ->12/12
						DRUM	BS-5514	- ABS
3.2 TDCi [RWD]	147/200	09/07->08/14	VEN	BS-5424	for single tyres	SOL	BS-5330	+ ABS
						DRUM	BS-5896	MD Transit 350; for dual tyres; MD Transit 460; engine SAFB; 02/08->; MD Transit 430
						DRUM	BS-5514	MD 350; engine 32DDOP; - ABS; MD 460; 02/08->; MD 430

TRANSIT Platform/Chassis [E\_] 

2.0 (EME/L/S, ENE/L/S)	84/114	08/94->03/00	VEN	BS-5067	->11/94; for shortened base; MD 100; MD 120; MD 80	DRUM	BS-5064	for extended base; MD 100; MD 150; MD 190
			VEN	BS-5075	->11/94; for extended base; MD 100; MD 150; MD 190	DRUM	BS-5463	for shortened base; MD 100; MD 120; MD 80
			VEN	BS-5597	Ø wheel 15 in			
2.5 DI (EME/L/S, ENE/L/S)	56/76	08/94->03/00	VEN	BS-5067	->11/94; Ø wheel 14 in	DRUM	BS-5064	MD 100; MD 150; long base
			VEN	BS-5075	->11/94; Ø wheel 15 in	DRUM	BS-5463	MD 100; MD 120; short base
			VEN	BS-5597	Ø wheel 15 in			

	kw/HP		Type			Type			
2.5 DI (EML, ENE/L)	85/116	05/99->03/00	VEN	BS-5597	Ø wheel 15 in	DRUM	BS-5064	for extended base; MD 100; MD 150	
						DRUM	BS-5463	for shortened base; MD 100	
2.5 DI (EML/S, ENL/S)	51/69	08/94->03/00	VEN	BS-5067	->11/94; for shortened base; MD 100; MD 120	DRUM	BS-5064	for extended base; MD 100; MD 190	
			VEN	BS-5075	->11/94; for extended base; MD 100; MD 190	DRUM	BS-5463	for shortened base; MD 100; MD 120	
			VEN	BS-5597	Ø wheel 15 in	DRUM	BS-5064	long base; MD 100; MD 150; MD 190; MD 230	
2.5 TD (EME/L/S, ENE/L/S)	63/85	08/94->03/00	VEN	BS-5067	->11/94; short base; MD 100; MD 120	DRUM	BS-5064	long base; MD 100; MD 150; MD 190	
			VEN	BS-5075	->11/94; long base; MD 100; MD 150; MD 190	DRUM	BS-5463	short base; MD 100; MD 120	
			VEN	BS-5597	Ø wheel 15 in	DRUM	BS-5064	long base; MD 100; MD 150; MD 190	
2.5 TD (EME/L/S, ENE/L/S)	74/101	08/94->03/00	VEN	BS-5067	->11/94; short base; MD 100	DRUM	BS-5463	short base; MD 100	
			VEN	BS-5075	->11/94; long base; MD 100; MD 150; MD 190	DRUM	BS-5064	long base	
			VEN	BS-5597	Ø wheel 15 in	DRUM	BS-5463	short base	
2.5 TD (EME/L/S, ENE/L/S)	55/75	10/98->07/00	VEN	BS-5597	Ø wheel 15 in	DRUM	BS-5064	long base	
						DRUM	BS-5463	short base	
<b>TRANSIT Platform/Chassis [E_] </b>									
2.0	66/90	04/91->07/94	VEN	BS-5067		DRUM	BS-5463		
			VEN	BS-5597	Ø wheel 15` in				
2.0 (EME/L/S, ENE/L/S)	72/98	09/91->08/94	VEN	BS-5067	MD 100/120	DRUM	BS-5064	MD 150; MD 190	
			VEN	BS-5075	MD 150; MD 190	DRUM	BS-5463	MD 100; MD 120; MD 80	
			VEN	BS-5597	Ø wheel 15 in	DRUM	BS-5064	MD 150; MD 190	
2.5 DI (EME/L/S, ENE/L/S)	59/80	09/91->08/94	VEN	BS-5067	MD 100; MD 120; MD 80	DRUM	BS-5463	MD 100; MD 120; MD 80	
			VEN	BS-5075	MD 150; MD 190	DRUM	BS-5064	MD 150	
			VEN	BS-5597	Ø wheel 15 in	DRUM	BS-5463	MD 150	
2.5 DI (EML/S, ENL/S)	51/69	09/91->08/94	VEN	BS-5067		DRUM	BS-5064	MD 150	
			VEN	BS-5075	MD 150	DRUM	BS-5463		
			VEN	BS-5597	Ø wheel 15 in				
2.5 TD (EME/L/S, ENE/L)	74/100	09/91->08/94	VEN	BS-5075	MD 190	DRUM	BS-5064	MD 190	
			VEN	BS-5597	Ø wheel 15 in				
2.5 TD (EME/L/S, ENE/L/S)	63/85	11/92->08/94	VEN	BS-5597	Ø wheel 15 in	DRUM	BS-5463		
<b>TRANSIT Platform/Chassis [FM_, FN_] </b>									
2.0 DI (F_E_, F_F_)	55/75	08/00->05/06	VEN	BS-5346	MD 280	DRUM	BS-5514	MD 280	
2.0 DI (F_E_, F_F_)	74/100	08/00->05/06	VEN	BS-5346	MD 260; MD 280; MD 300; MD 330; MD 350	DRUM	BS-5514		
						DRUM	BS-5534		
2.0 DI (F_E_, F_F_)	63/86	08/00->05/06	VEN	BS-5346	MD 260; MD 280; MD 300	DRUM	BS-5514	MD 280; ->09/03; MD 260; MD 300	
2.0 TDCi (F_E_, F_F_)	92/125	08/02->05/06	VEN	BS-5346	MD 300	DRUM	BS-5514	MD 300; MD 280	
						DRUM	BS-5534	MD 330; MD 350	
2.3 16V (F_A_, F_B_, F_C_, F_D_)	107/146	04/01->05/06	VEN	BS-5347	MD 330; MD 350				
2.4 DI (F_A_, F_B_, F_C_, F_D_)	66/90	01/00->05/06	VEN	BS-5347	made in UK; MD 330; MD 350; MD 430	DRUM	BS-5534	MD 430	
2.4 DI (F_A_, F_B_, F_C_, F_D_)	88/120	01/00->05/06	VEN	BS-5347	made in UK; MD 330; MD 350; MD 430	DRUM	BS-5534	->08/03; MD 330	

	kW/HP		Type			Type			
2.4 DI (F_A_, F_B_, F_C_, F_D_)	55/75	01/00->05/06	VEN	BS-5347	MD 350; ->08/03; MD 330	DRUM	BS-5534	->08/03; MD 330	
2.4 TDCi	101/137	03/04->05/06	VEN	BS-5347		DRUM	BS-5534		
2.4 TDE	85/115	03/04->05/06	VEN	BS-5347		DRUM	BS-5534		
2.4 TDE	92/125	07/01->05/06	VEN	BS-5347	->08/03; MD 330; MD 350; MD 410; MD 425	DRUM	BS-5534	->08/03; MD 330; MD 350; MD 410	
<b>TRANSIT Platform/Chassis (T_) </b>									
2.0 (TTE, TTL, TTS)	57/78	01/86->09/92	SOL	BS-5764	->03/91; MD 100				
2.0 (TUL) CAT	57/78	11/85->09/92	SOL	BS-5764	->03/91; MD 100				
2.5 D (TTL, TTS, TUL, TUS, TTE) CAT	50/68	01/86->01/89	SOL	BS-5764	MD 80				
2.5 DI (TTE, TTL, TTS, TUL)	52/71	09/88->09/92	VEN	BS-5067	MD 780; MD 100	DRUM	BS-5064	MD 190	
			VEN	BS-5075	MD 190	DRUM	BS-5463	MD 80; MD 100	
<b>TRANSIT Platform/Chassis (V_) </b>									
1.6 (VCS, VDS)	48/65	11/77->10/86	SOL	BS-5764	10/85->; MD 80				
2.5 D (VGL, VSL, VTL, VCS, VDS)	50/68	10/83->10/86	SOL	BS-5764	10/85->; MD 80				
<b>TRANSIT TOURNEO </b>									
2.2 TDCi	81/110	07/06->08/14	VEN	BS-5328	payload 2825 kg; payload 3025 kg	SOL	BS-5329		
			VEN	BS-5424	payload 3325 kg; payload 3500 kg	DRUM	BS-5514	->08/07; - ABS	
2.2 TDCi	96/131	07/06->08/14	VEN	BS-5328	payload 2825 kg; payload 3025 kg	SOL	BS-5329		
			VEN	BS-5424	payload 3325 kg; payload 3500 kg	DRUM	BS-5514	->08/07; - ABS	
2.2 TDCi	103/140	10/07->08/14	VEN	BS-5328	payload 2825 kg; payload 3025 kg	SOL	BS-5329		
			VEN	BS-5424	payload 3325 kg; payload 3500 kg	DRUM	BS-5514	- ABS	
2.2 TDCi	85/115	10/08->08/14	VEN	BS-5328	payload 2825 kg; payload 3025 kg	SOL	BS-5329		
			VEN	BS-5424	payload 3325 kg; payload 3500 kg	DRUM	BS-5514	- ABS	
<b>TRANSIT TOURNEO </b>									
2.0	84/114	11/94->12/00	VEN	BS-5067	->08/98; Ø wheel 14` in	DRUM	BS-5064	for single tyres; for dual tyres	
			VEN	BS-5075	->08/98; Ø wheel 15` in				
			VEN	BS-5597	Ø wheel 15 in	DRUM	BS-5463	for single tyres	
2.5 DI	51/69	11/94->12/00	VEN	BS-5067	->08/98; Ø wheel 14` in	DRUM	BS-5064		
			VEN	BS-5075	->08/98; Ø wheel 15` in				
			VEN	BS-5597	Ø wheel 15 in	DRUM	BS-5463		
2.5 DI	56/76	11/94->12/00	VEN	BS-5067	->08/98; Ø wheel 14` in	DRUM	BS-5064	for extended base	
			VEN	BS-5075	->08/98; Ø wheel 15` in				
			VEN	BS-5597	Ø wheel 15 in	DRUM	BS-5463	for shortened base	
2.5 TD	74/100	04/98->12/00	VEN	BS-5067	->08/98; Ø wheel 14` in	DRUM	BS-5064		
			VEN	BS-5075	->08/98; Ø wheel 15` in				
			VEN	BS-5597	Ø wheel 15 in	DRUM	BS-5463		
2.5 TD	63/85	11/94->12/00	VEN	BS-5067	->08/98; Ø wheel 14` in	DRUM	BS-5064		
			VEN	BS-5075	08/98->; Ø wheel 15` in				
			VEN	BS-5597	Ø wheel 15 in	DRUM	BS-5463		



kW/HP



Type



Type



## FORD USA

## EXPLORER (U2)

4.0	152/207	09/96->12/01			SOL	BS-5918	
4.0	150/204	10/99->12/01			SOL	BS-5918	
4.0 V6 4WD	115/156	03/95->12/01			SOL	BS-5918	->08/99
4.0 V6 4WD	152/207	10/96->12/01			SOL	BS-5918	->08/01
4.0 V6 4WD	150/204	10/98->12/01			SOL	BS-5918	->08/01
5.0 4WD	157/213	01/96->12/01			SOL	BS-5918	->08/01

## EXPLORER (UN46)

4.0 V6 4WD	121/165	01/93->12/94			SOL	BS-5918	11/94->
------------	---------	--------------	--	--	-----	---------	---------

## PROBE II (ECP)

2.0 16V	85/116	10/93->03/98	VEN	BS-5149	SOL	BS-5150	
2.5 V6 24V	119/162	10/93->03/98	VEN	BS-5149	SOL	BS-5150	
2.5 V6 24V	120/163	12/94->03/98	VEN	BS-5149	SOL	BS-5150	

## GAZ

## GAZELLE Box

2.4	66/90	10/93->08/01	VEN	BS-5915			
2.5 D	67/91	10/93->08/01	VEN	BS-5915			

## GAZELLE Bus

2.3	96/131	10/93->08/01	VEN	BS-5915			
2.5 D	67/91	10/93->08/01	VEN	BS-5915			

## GAZELLE Platform/Chassis

2.4	66/90	10/93->08/01	VEN	BS-5915			
2.5 D	67/91	10/93->08/01	VEN	BS-5915			

## GEELY

## HQ Hatchback

1.3	63/86	09/05->	SOL	BS-5685			
-----	-------	---------	-----	---------	--	--	--

## HQ Sedan

1.3	63/86	09/05->	SOL	BS-5685			
-----	-------	---------	-----	---------	--	--	--

## HQ SRV

1.3	63/86	09/05->	SOL	BS-5685			
-----	-------	---------	-----	---------	--	--	--

## MR Hatchback

1.3	63/86	09/05->	SOL	BS-5685			
1.5	69/94	09/05->	SOL	BS-5685			

## MR Sedan

1.3	63/86	09/05->	SOL	BS-5685			
1.5	69/94	09/05->	SOL	BS-5685			



kW/HP



Type



Type



## GREAT WALL

## HOVER Closed Off-Road Vehicle

2.4	93/125	11/05->10/08	VEN	BS-5671	VEN	BS-5901
-----	--------	--------------	-----	---------	-----	---------

2.4 All-wheel Drive	93/125	11/05->10/08	VEN	BS-5671	VEN	BS-5901
---------------------	--------	--------------	-----	---------	-----	---------

## HOVER H3 Closed Off-Road Vehicle

2.0	90/122	05/09->	VEN	BS-5671	VEN	BS-5901
-----	--------	---------	-----	---------	-----	---------

## HOVER H5

2.4	100/136	06/10->	VEN	BS-5671	VEN	BS-5901
-----	---------	---------	-----	---------	-----	---------

2.4 All-wheel Drive	100/136	06/10->	VEN	BS-5671	VEN	BS-5901
---------------------	---------	---------	-----	---------	-----	---------

## SAFE Closed Off-Road Vehicle

2.2	75/101	05/02->10/08	VEN	BS-5501	VEN	BS-5901
-----	--------	--------------	-----	---------	-----	---------

2.2 All-wheel Drive	75/101	05/02->07/09	VEN	BS-5501	VEN	BS-5901
---------------------	--------	--------------	-----	---------	-----	---------

## HONDA

## ACCORD III (CA)

1.6 L (CA4)	65/88	11/85->12/89	SOL	BS-5131	+ ABS
			DRUM	BS-5540	

2.0 EX (CA5)	75/102	11/85->12/89	SOL	BS-5131	+ ABS
			DRUM	BS-5540	

2.0 EX (CA5)	76/103	11/85->12/89	SOL	BS-5754	+ ABS
			DRUM	BS-5540	

2.0 EX (CA5)	78/106	11/85->05/89	SOL	BS-5754	+ ABS
			DRUM	BS-5540	

2.0 EXi (CA5)	85/116	01/86->12/89	SOL	BS-5131	+ ABS
			DRUM	BS-5540	

2.0 EXi (CA5)	90/122	11/85->12/87	SOL	BS-5131	+ ABS
			DRUM	BS-5540	

2.0 i 16V (CA5)	101/137	01/87->12/87	SOL	BS-5131	+ ABS
			DRUM	BS-5540	

2.0 i 16V (CA5)	98/133	10/87->12/89	SOL	BS-5754	+ ABS
-----------------	--------	--------------	-----	---------	-------















## ACCORD III Aerodeck (CA)
















2.0 EX	75/102	10/87->12/89	SOL	BS-5131	01/88->; + ABS
			DRUM	BS-5540	

2.0 EX (CA5)	76/103	10/87->12/89	SOL	BS-5754	+ ABS
			DRUM	BS-5540	

















2.0 EX (CA5)	78/106	11/85->05/89	SOL	BS-5754	+ ABS
			DRUM	BS-5540	










2.0 EXi (CA5)	85/116	10/87->12/89	SOL	BS-5131	01/88->; + ABS
			DRUM	BS-5540	












	kw/HP		Type			Type		
2.0 EXi (CA5)	90/122	11/85->12/87				SOL	BS-5131 + ABS	
						DRUM	BS-5540	
<b>ACCORD IV (CB)</b> 								
2.0 16V (CB3)	66/90	01/90->03/93	VEN	BS-5164		SOL	BS-5682 + ABS	
						DRUM	BS-5524 ->12/91; - ABS	
2.0 16V (CB3)	81/110	01/90->03/93	VEN	BS-5164 + ABS		SOL	BS-5682 + ABS	
						DRUM	BS-5524	
2.0 i 16V (CB3)	98/133	01/90->03/93	VEN	BS-5164 + ABS		SOL	BS-5682 + ABS	
						DRUM	BS-5524	
2.2 i 16V (CB7)	110/150	01/90->03/93	VEN	BS-5164 ->12/91; + ABS		SOL	BS-5682 + ABS	
			VEN	BS-5739 + ABS		DRUM	BS-5524 ->12/91	
2.2 i 16V Automatik (CB7)	108/147	01/90->03/93	VEN	BS-5164 ->12/91; + ABS		SOL	BS-5682 ->12/91; + ABS	
			VEN	BS-5739 ->12/91; + ABS		DRUM	BS-5524 ->12/91	
<b>ACCORD IV Aerodeck (CB)</b> 								
2.0 i 16V (CC9)	98/133	03/93->12/93				SOL	BS-5682	
2.2 i 16V (CB8)	108/147	01/91->12/93				SOL	BS-5682	
2.2 i 16V (CB8)	110/150	01/91->12/93				SOL	BS-5682	
<b>ACCORD IV Coupe (CB, CC)</b> 								
2.0 i 16V (CC1)	98/133	01/92->09/93	VEN	BS-5164 - ABS		SOL	BS-5682 + ABS	
			VEN	BS-5739 + ABS		DRUM	BS-5524 - ABS	
<b>ACCORD IX Saloon</b> 								
2.4	132/180	07/14->	VEN	BS-5495				
<b>ACCORD V (CC, CD)</b> 								
2.0 i	85/116	03/93->01/96	VEN	BS-5164		SOL	BS-5682	
2.0 i S	96/131	03/93->01/96	VEN	BS-5164 MT		SOL	BS-5682	
			VEN	BS-5739 AT				
2.3 i SR	116/158	03/93->01/96	VEN	BS-5739		SOL	BS-5682	
<b>ACCORD V (CE, CF)</b> 								
1.9 i (CE7)	85/116	02/96->10/98	VEN	BS-5164 MT		SOL	BS-5682	
			VEN	BS-5739 AT				
2.0 i LS (CE8)	96/131	02/96->10/98	VEN	BS-5164 MT		SOL	BS-5682	
			VEN	BS-5739 AT				
2.0 TDi (CF1)	77/105	04/96->10/98	VEN	BS-5164		SOL	BS-5682	
2.2 i VTEC (CE9)	110/150	02/96->10/98	VEN	BS-5739		SOL	BS-5682	
<b>ACCORD V Aerodeck (CE)</b> 								
2.0 i LS 16V (CE2)	100/136	09/93->02/98				SOL	BS-5682 01/94->; ->12/94	
2.2 i ES (CE1)	110/150	09/93->02/98				SOL	BS-5682 01/94->; ->12/94	
<b>ACCORD V Coupe (CD)</b> 								
2.0 (CD9)	100/136	09/93->12/97				SOL	BS-5682 ->12/96	
2.2 i ES (CD7)	110/150	09/93->02/98				SOL	BS-5682 ->12/96	















	<b>kW/HP</b>		<b>Type</b>			<b>Type</b>		
<b>ACCORD VI (CG, CK)</b> 								
1.6 i	85/116	10/98->12/02	VEN	BS-5661				
1.6 LS	79/107	10/98->12/02	VEN	BS-5661				
1.8 i	100/136	10/98->12/02				SOL	BS-5762	
2.0 i	108/147	10/98->01/01				VEN	BS-5797	
2.2 Type-R	156/212	02/99->12/02				VEN	BS-5797	
<b>ACCORD VI Hatchback (CH)</b> 								
1.8 i (CH6)	100/136	12/99->12/02				SOL	BS-5762	
<b>ACCORD VII (CL)</b> 								
2.0 (CL7)	114/155	02/03->05/08	VEN	BS-5396	Ø wheel 16` in	SOL	BS-5479	
2.0 All-wheel Drive (CL8)	114/155	02/03->05/08	VEN	BS-5396	Ø wheel 16` in	SOL	BS-5479	
2.2 i-CTDi	103/140	01/04->05/08	VEN	BS-5396	Ø wheel 16` in	SOL	BS-5479	
2.4 (CL9)	140/190	02/03->05/08	VEN	BS-5396	Ø wheel 16` in	SOL	BS-5479	
<b>ACCORD VII Tourer (CM)</b> 								
2.0 (CM1)	114/155	04/03->05/08	VEN	BS-5396	Ø wheel 16` in	SOL	BS-5820	
2.2 i-CTDi	103/140	01/04->05/08	VEN	BS-5396	Ø wheel 16` in	SOL	BS-5820	
2.4 (CM2)	140/190	04/03->05/08	VEN	BS-5396	Ø wheel 16` in	SOL	BS-5820	
<b>ACCORD VIII (CU)</b> 								
2.0 i	115/156	07/08->06/15	VEN	BS-5495		SOL	BS-5683	MT
2.2 i-DTEC	110/150	07/08->06/15				SOL	BS-5683	
2.2 i-DTEC	132/180	07/08->06/15				SOL	BS-5683	
						SOL	BS-5493	
2.4 i	148/201	07/08->06/15	VEN	BS-5495		SOL	BS-5683	MT
<b>ACCORD VIII Estate</b> 								
2.0 i	115/156	07/08->	VEN	BS-5495		SOL	BS-5683	MT
2.2 i-DTEC	110/150	07/08->				SOL	BS-5683	MT
2.2 i-DTEC	132/180	07/08->	VEN	BS-5495		SOL	BS-5683	
2.4 i	148/201	07/08->				SOL	BS-5683	
<b>CIVIC I Saloon (SF)</b> 								
1300 L	44/60	09/80->09/83				VEN	BS-5103	
<b>CIVIC IV Hatchback (EC, ED, EE)</b> 								
1.6 i 16V	96/130	09/87->09/91				SOL	BS-5131	
1.6 i 16V (ED7)	80/109	10/87->09/91				SOL	BS-5131	
1.6 i 16V (ED7)	81/110	10/87->09/91				SOL	BS-5131	
1.6 i 16V Vtec (EE9)	110/150	10/89->09/91	VEN	BS-5168		SOL	BS-5131	
<b>CIVIC IV Saloon (ED)</b> 								
1.6 i 16V	96/130	09/87->09/91				SOL	BS-5131	
1.6 i 16V (ED4)	81/110	10/87->09/91				SOL	BS-5131	
1.6 i 16V (ED4)	80/109	11/87->09/91				SOL	BS-5131	
1.6 i 16V 4x4	80/109	10/89->09/91				SOL	BS-5754	


































								
<b>CIVIC IX (FK)</b> 								
1.8 i-VTEC	104/141	02/12->				SOL	BS-5338	
<b>CIVIC IX Saloon (FB, FG)</b> 								
1.8	104/141	02/12->				SOL	BS-5338	
<b>CIVIC V Coupe (EJ)</b> 								
1.5 i LSi (EJ2)	74/101	08/93->11/95	VEN	BS-5686		SOL	BS-5754	
						DRUM	BS-5540	
1.6 i (EJ6)	77/105	01/94->11/95	VEN	BS-5168		SOL	BS-5754	
						DRUM	BS-5540	
1.6 i Vtec	118/160	01/94->11/95	VEN	BS-5168		SOL	BS-5754	
1.6 i Vtec (EJ1)	92/125	01/94->03/96	VEN	BS-5168		SOL	BS-5754	
						DRUM	BS-5540	
<b>CIVIC V Hatchback (EG)</b> 								
1.3 16V (EG3)	55/75	10/91->11/95	VEN	BS-5686	07/93->	SOL	BS-5754	
1.5 i 16V (EG4)	69/94	10/91->11/95	VEN	BS-5686		DRUM	BS-5540	
						SOL	BS-5754	
1.5 i 16V (EG4)	66/90	10/91->11/95	VEN	BS-5686		DRUM	BS-5540	
1.6 16V Vtec (EG5)	92/125	10/91->11/95	VEN	BS-5686		SOL	BS-5754	
1.6 VTi 16V (EG6)	118/160	10/91->11/95	VEN	BS-5168	+ ABS	SOL	BS-5754	+ ABS
<b>CIVIC V Saloon (EG, EH)</b> 								
1.5 i 16V (EG8)	69/94	10/91->11/95	VEN	BS-5686		SOL	BS-5754	
						DRUM	BS-5540	
1.6 16V Vtec (EH9)	92/125	10/91->11/95	VEN	BS-5168		SOL	BS-5754	+ ABS
						DRUM	BS-5540	->12/92
1.6 VTi (EG9)	118/160	10/91->11/95	VEN	BS-5168	+ ABS	SOL	BS-5754	+ ABS
<b>CIVIC VI Aerodeck (MB, MC)</b> 								
1.4 16V (MB8)	55/75	04/98->02/01	VEN	BS-5168		SOL	BS-5131	->12/98
						SOL	BS-5690	
1.4 16V (MB8)	66/90	04/98->02/01	VEN	BS-5168		SOL	BS-5131	->12/98
						SOL	BS-5690	
1.5 16V (MB9)	84/114	04/98->02/01	VEN	BS-5168		SOL	BS-5131	->12/98
1.6 16V (MC1)	85/116	04/98->02/01	VEN	BS-5168		SOL	BS-5131	->12/98
						SOL	BS-5690	
1.6 16V (MC1)	92/125	04/98->02/01	VEN	BS-5168		SOL	BS-5131	
1.8 16V (MC2)	124/169	04/98->02/01				SOL	BS-5682	
						DRUM	BS-5540	
2.0 i D (MC3)	77/105	04/98->02/01	VEN	BS-5168		SOL	BS-5131	
<b>CIVIC VI Coupe (EJ, EM1)</b> 								
1.6 i	77/105	03/96->03/00	VEN	BS-5168		SOL	BS-5754	
			VEN	BS-5686	->12/97	DRUM	BS-5540	

	kw/HP		Type			Type			
1.6 i Vtec	92/125	03/96->03/00	VEN	BS-5168		SOL	BS-5754		
						DRUM	BS-5540		
1.6 i Vtec	118/160	04/99->12/00	VEN	BS-5168		SOL	BS-5754		
<b>CIVIC VI Fastback (MA, MB)</b> 									
1.4 i (MA8, MB2)	66/90	09/94->02/01	VEN	BS-5168		SOL	BS-5131	+ ABS	
						DRUM	BS-5540	- ABS	
1.4 i (MA8, MB2)	55/75	09/95->02/01	VEN	BS-5168	+ ABS	SOL	BS-5131	+ ABS; ->10/98	
						DRUM	BS-5540	- ABS	
1.5 16V (MB3)	84/114	01/97->02/01	VEN	BS-5168	+ ABS	SOL	BS-5690		
						DRUM	BS-5540	DR 2	
1.5 i Vtec-E (MA9)	66/90	09/94->01/97	VEN	BS-5168	11/95->; + ABS	SOL	BS-5131	11/95->; + ABS	
						DRUM	BS-5540	DR 2	
1.6 16V (MB4)	85/116	01/97->02/01	VEN	BS-5168		SOL	BS-5131	->10/98	
						SOL	BS-5690		
1.6 i (MB1)	83/113	09/94->01/97	VEN	BS-5168	11/95->; + ABS	SOL	BS-5131	11/95->; + ABS	
1.6 i Vtec (MB1)	93/126	09/94->01/97	VEN	BS-5168	11/95->; + ABS	SOL	BS-5131	11/95->; + ABS	
1.6 VTi	118/160	01/97->02/01	VEN	BS-5164	+ ABS	SOL	BS-5754	+ ABS	
						VEN	BS-5168	+ ABS	
1.8 16V (MB6)	124/169	01/97->02/01				SOL	BS-5682		
2.0 i TD (MB7)	63/86	01/97->02/01	VEN	BS-5168	->10/00	SOL	BS-5131	->10/00	
2.0 TDic (MB7)	74/101	11/98->10/00	VEN	BS-5168		SOL	BS-5131		
<b>CIVIC VI Hatchback (EJ, EK)</b> 									
1.4 i (EJ9)	55/75	11/95->02/01	VEN	BS-5164	+ ABS; 11/98->	SOL	BS-5131	+ ABS; ->10/98	
						VEN	BS-5168	->10/98; + ABS	
						DRUM	BS-5540	- ABS	
1.4 i S (EJ9)	66/90	11/95->02/01	VEN	BS-5168		SOL	BS-5131	+ ABS	
						DRUM	BS-5540	- ABS	
1.5 i (EK3)	84/114	11/95->02/01	VEN	BS-5168	+ ABS; MD MB3	SOL	BS-5131	+ ABS	
						DRUM	BS-5540	DR 2	
1.6 i (EK1)	84/114	11/95->02/01	VEN	BS-5164	+ ABS	SOL	BS-5754	+ ABS	
						DRUM	BS-5540	- ABS	
1.6 VTi (EK4)	118/160	11/95->02/01	VEN	BS-5164	+ ABS	SOL	BS-5754	+ ABS	
						VEN	BS-5168	+ ABS	
<b>CIVIC VI Saloon (EJ, EK)</b> 									
1.4 i (EJ9)	66/90	11/95->02/01	VEN	BS-5164		DRUM	BS-5540		
						VEN	BS-5686	->12/97	

	kw/HP		Type			Type		
1.5 i (EK3)	84/114	11/95->02/01	VEN	BS-5168		SOL	BS-5131	+ ABS
						DRUM	BS-5540	->09/00
1.6 i Vtec	92/125	11/95->02/01	VEN	BS-5168		SOL	BS-5754	
						DRUM	BS-5540	- ABS
1.6 VTi (EK4)	118/160	11/95->02/01	VEN	BS-5164	+ ABS	SOL	BS-5754	+ ABS
			VEN	BS-5168	+ ABS			
<b>CIVIC VII Coupe (EM2)</b> 								
1.6 i	81/110	02/01->12/05	VEN	BS-5168		SOL	BS-5690	
1.7 i	88/120	05/01->12/05	VEN	BS-5168		SOL	BS-5690	
1.7 i VTEC	92/125	05/01->12/05	VEN	BS-5168		SOL	BS-5690	
<b>CIVIC VII Hatchback (EU, EP, EV)</b> 								
1.4 i	55/75	02/01->09/05	VEN	BS-5168	- sport pack.			
			VEN	BS-5892	+ sport pack.			
1.4 iS (EP1)	66/90	02/01->09/05	VEN	BS-5168	- sport pack.; engine EP1/EU7	SOL	BS-5690	
			VEN	BS-5366	+ sport pack.; engine EU7			
			VEN	BS-5892	+ sport pack.; engine EP1			
1.6 i	81/110	02/01->09/05	VEN	BS-5168	- sport pack.; engine EP2/ES5/ES7	SOL	BS-5690	
			VEN	BS-5366	+ sport pack.; engine ES5/ES7			
			VEN	BS-5892	+ sport pack.; engine EP2			
1.7 CTDi	74/100	01/02->09/05	VEN	BS-5736	01/05->; ver. SPORT	SOL	BS-5690	
2.0 i Sport	118/160	09/01->09/05	VEN	BS-5366		VEN	BS-5797	
2.0 Type-R	147/200	09/01->09/05				VEN	BS-5797	
<b>CIVIC VII Saloon (ES)</b> 								
1.3 IMA	61/83	01/04->09/05	VEN	BS-5168		SOL	BS-5690	
1.4 (ES4)	66/90	12/00->09/05	VEN	BS-5168		SOL	BS-5690	
1.6	81/110	02/01->09/05	VEN	BS-5168		SOL	BS-5690	
			VEN	BS-5168				
1.7 (EU3)	85/116	02/01->09/05	VEN	BS-5168		SOL	BS-5690	01/02->
1.8	103/140	02/01->09/05	VEN	BS-5366		SOL	BS-5338	
<b>CIVIC VIII Hatchback (FN, FK)</b> 								
1.4	61/83	09/05->	VEN	BS-5366		SOL	BS-5338	
1.4	73/100	10/08->	VEN	BS-5366		SOL	BS-5338	
1.8	103/140	09/05->	VEN	BS-5366		SOL	BS-5338	
2.2 CTDi	103/140	09/05->	VEN	BS-5366		SOL	BS-5338	
Type R	148/201	09/06->	VEN	BS-5387		SOL	BS-5338	
<b>CIVIC VIII Saloon (FD, FA)</b> 								
1.3 Hybrid	70/95	01/06->	VEN	BS-5168		SOL	BS-5338	
			VEN	BS-5892				

	<b>kW/HP</b>		<b>Type</b>			<b>Type</b>		
<b>CONCERTO (HW, MA)</b> 								
1.5 i 16V	66/90	08/89->03/95				SOL	BS-5131	11/92->; + ABS
1.6 16V	78/106	08/89->03/95				SOL	BS-5131	
1.6 i 16V	82/112	08/89->03/95				SOL	BS-5131	
1.6 i 16V	90/122	08/89->03/95				SOL	BS-5131	
<b>CONCERTO Saloon (HWW)</b> 								
1.4	66/90	08/89->10/91				SOL	BS-5131	
1.4	61/83	10/89->10/92				SOL	BS-5131	
1.5 i 16V	66/90	08/89->05/95				SOL	BS-5131	11/92->; + ABS
1.6 16V	78/106	08/89->03/95				SOL	BS-5131	
1.6 i 16V	82/112	08/89->03/95				SOL	BS-5131	
1.6 i 16V	90/122	08/89->03/95				SOL	BS-5131	
<b>CROSSTOUR</b> 								
3.5 4WD	202/275	01/12->	VEN	BS-5432				
<b>CR-V I (RD)</b> 								
2.0 16V (RD1, RD3)	108/147	01/99->02/02	VEN	BS-5172		DRUM	BS-5156	
2.0 16V 4WD (RD1, RD3)	94/128	10/95->12/01	VEN	BS-5172		DRUM	BS-5156	
<b>CR-V II (RD_)</b> 								
2.0	110/150	09/01->09/06	VEN	BS-5366	Ø wheel 15` in	SOL	BS-5386	
			VEN	BS-5387		SOL	BS-5644	->12/04
2.2 CTDi	103/140	02/05->09/06	VEN	BS-5366	Ø wheel 15` in			
			VEN	BS-5387		SOL	BS-5386	
			VEN	BS-5396	Ø wheel 16` in			
<b>CR-V III (RE)</b> 								
2.0 i 4WD	110/150	01/07->	VEN	BS-5432		SOL	BS-5386	
2.2 i-CTDi 4WD	103/140	01/07->	VEN	BS-5432		SOL	BS-5386	
2.2 i-DTEC 4WD	110/150	01/07->	VEN	BS-5432		SOL	BS-5386	
2.4 i-Vtec 4WD	125/170	04/07->	VEN	BS-5432		SOL	BS-5386	
2.4 i-VTEC 4WD	122/166	09/09->	VEN	BS-5432		SOL	BS-5386	
2.4 i-VTEC 4WD	118/160	10/06->	VEN	BS-5432		SOL	BS-5386	
<b>CR-V IV (RE)</b> 								
1.6 i-DTEC	88/120	10/13->	VEN	BS-5432		SOL	BS-5386	
1.6 i-DTEC 4WD	118/160	02/15->	VEN	BS-5432		SOL	BS-5386	
2.0	114/155	10/12->	VEN	BS-5432		SOL	BS-5386	
2.0 AWD	114/155	10/12->	VEN	BS-5432		SOL	BS-5386	
2.2 i-DTEC AWD	110/150	10/12->				SOL	BS-5386	
<b>CRX II (ED, EE)</b> 								
1.6 i 16V (ED9)	96/131	10/87->12/89				SOL	BS-5131	
1.6 i 16V (ED9)	91/124	10/87->02/92				SOL	BS-5131	
1.6 i 16V Vtec (EE8)	110/150	10/89->02/92	VEN	BS-5168		SOL	BS-5131	

	<b>kW/HP</b>		<b>Type</b>			<b>Type</b>		
<b>CRX III (EH, EG)</b>								
1.6 ESi (EH6)	92/125	03/92->12/98	VEN	BS-5168	->04/98	SOL	BS-5754	->04/98; + ABS
1.6 i VTi (EG2)	118/160	03/92->12/98	VEN	BS-5168	->04/98	SOL	BS-5754	->04/98
<b>CR-Z (ZF1) </b>								
1.5 Hybrid	84/114	06/10->	VEN	BS-5892				
1.5 Hybrid	89/121	11/12->	VEN	BS-5892				
<b>FIT III (GE) </b>								
1.2	66/90	07/08->	VEN	BS-5168	01/09->	VEN	BS-5695	01/09->
			VEN	BS-5377		SOL	BS-5754	->12/08
1.3 HYBRID	65/88	04/11->	VEN	BS-5168				
1.3 i	73/100	07/08->	VEN	BS-5168	->12/09	VEN	BS-5695	
1.4	74/101	11/08->	VEN	BS-5168	->12/09	VEN	BS-5695	
1.5 i	88/120	07/08->	VEN	BS-5168		SOL	BS-5754	
<b>FR-V (BE) </b>								
1.7	92/125	08/04->	VEN	BS-5366		SOL	BS-5737	
1.8	103/140	01/07->	VEN	BS-5366		SOL	BS-5737	
2.0	110/150	02/05->	VEN	BS-5366		SOL	BS-5737	
2.2 i CTDi	103/140	07/05->	VEN	BS-5366		SOL	BS-5737	
<b>HR-V (GH) </b>								
1.6 16V	77/105	03/99->	VEN	BS-5172	->09/05	DRUM	BS-5156	01/00->; ->09/05
						DRUM	BS-5580	->12/99
1.6 16V 4WD	77/105	03/99->	VEN	BS-5172		DRUM	BS-5156	01/00->
						DRUM	BS-5580	->12/99
1.6 16V 4WD	91/124	10/99->	VEN	BS-5172	->09/05	DRUM	BS-5156	->09/05
<b>INSIGHT (ZE_) </b>								
1.3 Hybrid	65/88	04/09->	VEN	BS-5168		SOL	BS-5903	
<b>INTEGRA Coupe (DC2, DC4) </b>								
1.8 Type-R	140/190	11/97->10/01	VEN	BS-5172	->10/00			
<b>JAZZ II (GD) </b>								
1.2	57/78	03/02->07/08	VEN	BS-5377	01/04->	SOL	BS-5754	01/04->; + ABS
			VEN	BS-5677	->12/03			
1.3	61/83	03/02->07/08	VEN	BS-5377	01/04->	SOL	BS-5754	+ ABS
			VEN	BS-5677	->12/03			
1.3 iDSi	63/86	03/02->09/07	VEN	BS-5462				
<b>LEGEND II (KA7) </b>								
3.2 i 24V	151/205	01/91->02/96				SOL	BS-5709	
<b>LEGEND II Coupe (KA8) </b>								
3.2 i 24V	151/205	01/91->02/96				SOL	BS-5709	
<b>LEGEND III (KA9) </b>								
3.5 i 24V	151/205	02/96->	VEN	BS-5172	->12/98	SOL	BS-5709	11/97->; ->12/98

	<b>kW/HP</b>		<b>Type</b>			<b>Type</b>		
<b>LEGEND IV (KB_)</b> 								
3.5 V6 4WD	217/295	05/06->	SOL	BS-5618		SOL	BS-5709	
						VEN	BS-5797	
3.7 VTEC V6 4WD	217/295	07/08->				SOL	BS-5709	
						VEN	BS-5797	
<b>LOGO (GA3)</b> 								
1.3	48/65	03/99->03/02	VEN	BS-5677		DRUM	BS-5540	
<b>NSX Convertible (NA)</b> 								
3.0 24V Vtec	201/274	03/95->09/05				SOL	BS-5754	
3.0 24V Vtec Automatic	188/256	03/95->09/05				SOL	BS-5754	
3.2 24V Vtec	206/280	01/97->09/05				SOL	BS-5754	->09/01
<b>NSX Coupe (NA)</b> 								
3.0 24V Vtec (NA1)	201/274	06/90->09/05				SOL	BS-5754	
3.0 24V Vtec Automatic (NA1)	188/256	06/90->09/05				SOL	BS-5754	
3.2 24V Vtec (NA2)	206/280	01/97->09/05				SOL	BS-5754	->09/01
<b>PILOT</b> 								
3.5	186/253	09/08->	VEN	BS-5461				
3.5 4WD	183/249	01/11->	VEN	BS-5461				
<b>PRELUDE III (BA)</b> 								
2.0 (BA4)	84/114	08/87->01/92				SOL	BS-5131	
2.0 EX (BA4)	80/109	04/87->01/92				SOL	BS-5131	
2.0 i EX 16V	101/137	04/86->12/87				SOL	BS-5131	
2.0 i EX 16V	110/150	10/87->12/90				SOL	BS-5131	
2.0 i EX 16V (BA2)	101/137	04/86->12/87				SOL	BS-5131	
2.0 i EX 16V (BA4)	103/140	04/90->01/92				SOL	BS-5131	
2.0 i EX 16V (BA4) CAT	101/137	04/87->01/92				SOL	BS-5131	
<b>PRELUDE IV (BB)</b> 								
2.0 i 16V (BB3)	98/133	02/92->09/96	VEN	BS-5661				
2.2 i 16V Vtec (BB1)	136/185	02/93->09/96	VEN	BS-5661				
2.3 i 16V (BB2)	118/160	02/92->09/96				VEN	BS-5190	
						VEN	BS-5914	
<b>PRELUDE V (BB)</b> 								
2.0 16V (BB9)	98/133	10/96->10/00	VEN	BS-5661				
						VEN	BS-5172	
2.2 16V	147/200	10/96->10/00				VEN	BS-5914	
						VEN	BS-5172	
2.2 16V (BB6, BB8)	136/185	10/96->10/00				VEN	BS-5914	
						VEN	BS-5172	
<b>SHUTTLE (RA)</b> 								
2.2 16V	110/150	10/94->02/98	VEN	BS-5172	03/95->	SOL	BS-5709	03/95->
2.3 16V	110/150	10/97->06/04	VEN	BS-5172		SOL	BS-5709	



kW/HP



Type



Type



## STREAM (RN)

1.7 16V	92/125	05/01->	VEN	BS-5366	SOL	BS-5737
			VEN	BS-5892		
2.0 16V	115/156	05/01->	VEN	BS-5366	SOL	BS-5737
			VEN	BS-5892		

## HUMMER

## HUMMER H2

6.0 AWD	232/315	09/02->09/04			VEN	BS-5902
---------	---------	--------------	--	--	-----	---------

## HUMMER H2 SUT

6.0	237/322	09/04->			VEN	BS-5902
-----	---------	---------	--	--	-----	---------

## HUMMER H3

3.5	162/220	04/05->	VEN	BS-5814	SOL	BS-5818
3.7 4WD	180/245	09/06->	VEN	BS-5814	SOL	BS-5818

## HYUNDAI

## ACCENT I (X-3)












1.3	44/60	10/94->01/00	VEN	BS-5856	DRUM	BS-5587	06/96->
1.3	55/75	10/94->01/00	VEN	BS-5856	DRUM	BS-5587	06/96->
1.3 i 12V	62/84	10/94->01/00	VEN	BS-5856	DRUM	BS-5587	06/96->
1.5 i 12V	65/88	10/94->01/00	VEN	BS-5856	DRUM	BS-5587	06/96->
1.5 i 16V	73/99	12/95->01/00	VEN	BS-5856	DRUM	BS-5587	10/96->

## ACCENT II (LC)







1.3	55/75	01/00->11/05	VEN	BS-5343	DRUM	BS-5421	02/00->; ->11/02
					DRUM	BS-5587	->01/00
1.3	63/86	01/00->11/05	VEN	BS-5343	DRUM	BS-5421	02/00->; ->11/02
					DRUM	BS-5587	->01/00
1.3	62/84	08/02->11/05	VEN	BS-5343	DRUM	BS-5421	MD Accent
1.5	66/90	01/00->11/05	VEN	BS-5343	DRUM	BS-5421	02/00->; MD Accent; 09/02->; ->11/02; MD Excel
					DRUM	BS-5587	MD Accent; ->01/00; ->08/02; MD Excel
1.5	75/102	09/00->11/05	VEN	BS-5343	DRUM	BS-5421	->11/02
					DRUM	BS-5587	
1.5 CRDi	60/82	04/02->11/05	VEN	BS-5343	DRUM	BS-5421	->11/02; MD Excel
					DRUM	BS-5587	->08/02; MD Accent
1.6	77/105	12/02->11/05	VEN	BS-5343	DRUM	BS-5421	MD Excel

## ACCENT II Saloon (LC)

1.3	55/75	01/00->11/05	VEN	BS-5343	DRUM	BS-5421	->11/02
1.3	63/86	01/00->11/05	VEN	BS-5343	DRUM	BS-5421	02/00->; ->11/02
					DRUM	BS-5587	->01/00
1.5	66/90	01/00->11/05	VEN	BS-5343	DRUM	BS-5421	02/00->
					DRUM	BS-5587	->01/00

	<b>kW/HP</b>		<b>Type</b>			<b>Type</b>			
1.5	75/102	09/99->10/02	VEN	BS-5343		DRUM	BS-5421	02/00->	
						DRUM	BS-5587		
1.5 CRDi	60/82	01/02->11/05	VEN	BS-5343		DRUM	BS-5421		
						DRUM	BS-5587		
1.6	77/105	12/02->11/05	VEN	BS-5343					
<b>ACCENT III (MC)</b> 									
1.4 GL	71/97	11/05->11/10	VEN	BS-5261		SOL	BS-5262		
1.5 CRDi GLS	81/110	11/05->11/10	VEN	BS-5261		SOL	BS-5262		
						SOL	BS-5262		
1.6 GLS	82/112	11/05->11/10	VEN	BS-5261		DRUM	BS-5912		
<b>ACCENT III Saloon (MC)</b> 									
1.4 GL	71/97	11/05->11/10	VEN	BS-5261		SOL	BS-5262		
						DRUM	BS-5912		
1.5 CRDi GLS	81/110	11/05->11/10	VEN	BS-5261		SOL	BS-5262	+ ABS	
						DRUM	BS-5912		
1.6 GLS	82/112	11/05->11/10	VEN	BS-5261		DRUM	BS-5912		
<b>ACCENT Saloon (X-3)</b> 									
1.3	44/60	10/94->01/00	VEN	BS-5856	->08/99	DRUM	BS-5587	06/96->; ->12/99	
1.3	55/75	10/94->01/00	VEN	BS-5856	->08/99	DRUM	BS-5587	06/96->; ->12/99	
1.3 i 12V	62/84	10/94->01/00	VEN	BS-5856		DRUM	BS-5587	06/96->; ->12/99	
1.5 i 12V	65/88	10/94->01/00	VEN	BS-5856		DRUM	BS-5587	06/96->	
1.5 i 16V	73/99	10/95->01/00	VEN	BS-5343	MD KMHCG4; MD KMHCH4	DRUM	BS-5587		
			VEN	BS-5856	MD VF3NEU				
<b>COUPE (GK)</b> 									
1.6 16V	77/105	03/02->08/09	VEN	BS-5119		SOL	BS-5733		
1.6 16V	79/107	03/02->08/09	VEN	BS-5119		SOL	BS-5733		
2.0	102/139	03/02->08/09	VEN	BS-5119	->06/03	SOL	BS-5733	->06/03	
2.0	100/136	08/01->08/09	VEN	BS-5119		SOL	BS-5733		
2.0 GLS	105/143	02/03->08/09	VEN	BS-5119		SOL	BS-5733		
2.7 V6	121/165	01/07->08/09	VEN	BS-5119		SOL	BS-5733		
2.7 V6	123/167	03/02->08/09	VEN	BS-5119		SOL	BS-5733		
<b>COUPE (RD)</b> 									
1.6 16V	85/116	03/98->04/02	VEN	BS-5745	->08/98; + ABS	SOL	BS-5187	+ ABS	
			VEN	BS-5757	09/98->; + ABS	DRUM	BS-5523		
1.6 i 16V	84/114	12/96->04/02	VEN	BS-5745	->08/98; + ABS	SOL	BS-5187	+ ABS	
			VEN	BS-5757	09/98->; + ABS	DRUM	BS-5523		
2.0 16V	99/135	03/01->04/02	VEN	BS-5119	02/02->	SOL	BS-5187		
			VEN	BS-5757		SOL	BS-5733	02/02->	



	kw/HP		Type			Type		
2.0 16V	102/139	08/96->04/02	VEN	BS-5119	02/02->	SOL	BS-5187	
			VEN	BS-5745	->08/98	SOL	BS-5733	02/02->
			VEN	BS-5757	09/98->			

### ELANTRA (XD)

1.6	77/105	05/03->07/06	VEN	BS-5223	- ABS	SOL	BS-5187	+ ABS
			VEN	BS-5358	+ ABS	DRUM	BS-5523	->07/03
1.6	79/107	06/00->07/06	VEN	BS-5223		SOL	BS-5187	->07/03; + ABS
						DRUM	BS-5523	->07/03
1.6	66/90	06/00->07/06	VEN	BS-5223		SOL	BS-5187	+ ABS
						DRUM	BS-5523	- ABS
1.8	97/132	06/00->07/06	VEN	BS-5223		SOL	BS-5187	->07/03; + ABS
						DRUM	BS-5523	->07/03
2.0	104/141	06/00->07/06	VEN	BS-5223		SOL	BS-5187	->07/03; + ABS
						DRUM	BS-5523	->07/03
2.0	102/139	06/00->07/06	VEN	BS-5223		SOL	BS-5187	->07/03; + ABS
						DRUM	BS-5523	->07/03
2.0	105/143	10/03->07/06	VEN	BS-5223		SOL	BS-5187	+ ABS
			VEN	BS-5358		DRUM	BS-5523	->05/06; - ABS
2.0 CRDi	83/113	04/01->07/06	VEN	BS-5223	->06/03	SOL	BS-5187	
			VEN	BS-5358	07/03->			

### ELANTRA Saloon (HD)







1.6 CRDi	85/116	11/05->12/11	VEN	BS-5637		SOL	BS-5271	
1.6 CWT	90/122	06/06->06/11	VEN	BS-5637		SOL	BS-5271	+ ABS
2.0 CWT	103/140	06/06->05/10	VEN	BS-5637		SOL	BS-5271	

### ELANTRA Saloon (MD, UD)

1.6	97/132	06/11->				SOL	BS-5800	
1.6 CRDi	100/136	01/16->				SOL	BS-5800	
2.0 GDI	112/152	01/16->				SOL	BS-5800	

### ELANTRA Saloon (XD)

1.6	77/105	05/03->07/06	VEN	BS-5223	- ABS	SOL	BS-5187	+ ABS
			VEN	BS-5358	+ ABS	DRUM	BS-5523	->07/03
1.6	79/107	06/00->07/06	VEN	BS-5223		SOL	BS-5187	->07/03; + ABS
						DRUM	BS-5523	->07/03
1.6	66/90	06/00->07/06	VEN	BS-5223		SOL	BS-5187	+ ABS
						DRUM	BS-5523	- ABS
1.8	97/132	06/00->07/06	VEN	BS-5223		SOL	BS-5187	->07/03; + ABS
						DRUM	BS-5523	->07/03
2.0	104/141	06/00->07/06	VEN	BS-5223		SOL	BS-5187	->07/03; + ABS
						DRUM	BS-5523	->07/03; - ABS

	kw/HP		Type			Type		
2.0	102/139	06/00->07/06	VEN	BS-5223		SOL	BS-5187	->07/03; + ABS
						DRUM	BS-5523	->07/03
2.0	105/143	10/03->07/06	VEN	BS-5223		SOL	BS-5187	->05/06; + ABS
						DRUM	BS-5523	->05/06; - ABS
2.0 CRDi	83/113	04/01->07/06	VEN	BS-5223		SOL	BS-5187	+ ABS
						DRUM	BS-5523	->07/03

### GALLOPER I







2.5 TD	62/85	08/91->07/98	VEN	BS-5349	
2.5 TD intercooler	70/95	08/91->07/98	VEN	BS-5349	
3.0 V6	104/141	08/91->07/98	VEN	BS-5349	

### GALLOPER II (JK-01)

2.5 Tci D	77/105	08/98->12/03	VEN	BS-5693	- ABS
			VEN	BS-5711	+ ABS
2.5 TD	65/88	08/98->12/03	VEN	BS-5693	- ABS
			VEN	BS-5711	+ ABS
2.5 TD intercooler	73/99	08/98->12/03	VEN	BS-5693	- ABS
			VEN	BS-5711	+ ABS
3.0 V6	104/141	08/98->12/03	VEN	BS-5693	- ABS
			VEN	BS-5711	+ ABS

### GETZ (TB)

1.1	46/63	09/02->09/05	VEN	BS-5390	Ø wheel 14` in	DRUM	BS-5215	+ ABS
			VEN	BS-5391	Ø wheel 13` in	DRUM	BS-5228	- ABS
1.1	49/67	09/05->06/09	VEN	BS-5390	Ø wheel 14` in	DRUM	BS-5215	+ ABS
			VEN	BS-5391	Ø wheel 13` in	DRUM	BS-5228	- ABS
1.3	63/85	09/03->09/05	VEN	BS-5390	+ ABS	DRUM	BS-5215	+ ABS
			VEN	BS-5391	- ABS; Ø wheel 13` in	DRUM	BS-5228	- ABS
1.3 i	60/82	09/02->03/04	VEN	BS-5390	+ ABS	DRUM	BS-5215	+ ABS
			VEN	BS-5391	- ABS; Ø wheel 13` in	DRUM	BS-5228	- ABS
1.4 i	71/97	08/05->	VEN	BS-5390	Ø wheel 14` in	SOL	BS-5262	
			VEN	BS-5391	Ø wheel 13` in	DRUM	BS-5215	+ ABS
1.5 CRDi	60/82	03/03->09/05	VEN	BS-5390	+ ABS	DRUM	BS-5228	- ABS
			VEN	BS-5391	- ABS; Ø wheel 13` in	SOL	BS-5262	
1.5 CRDi	65/88	08/05->06/09	VEN	BS-5390	+ ABS	DRUM	BS-5215	+ ABS
			VEN	BS-5391	- ABS; Ø wheel 13` in	SOL	BS-5262	+ ABS
1.5 CRDi GLS	81/110	08/05->06/09	VEN	BS-5390	+ ABS	DRUM	BS-5215	+ ABS
			VEN	BS-5391	- ABS; Ø wheel 13` in	SOL	BS-5262	+ ABS

	kW/HP		Type			Type		
1.6	77/106	09/02->09/05	VEN	BS-5390	+ ABS	SOL	BS-5262	
						DRUM	BS-5215	+ ABS
			VEN	BS-5391	- ABS; Ø wheel 13` in	DRUM	BS-5228	- ABS

### GRACE Box

2.4	84/114	10/97->12/04	VEN	BS-5282
-----	--------	--------------	-----	---------

### GRAND SANTA FÉ

2.2 CRDi All-wheel Drive	145/197	06/13->			SOL	BS-5442
--------------------------	---------	---------	--	--	-----	---------

### GRANDEUR (HG)

2.4	132/180	01/11->	VEN	BS-5667	- elec. handbrake	SOL	BS-5640	- elec. handbrake
2.4	132/180	07/11->	VEN	BS-5667	- elec. handbrake	SOL	BS-5640	- elec. handbrake
2.4 16V	148/201	01/11->	VEN	BS-5667	- elec. handbrake	SOL	BS-5640	- elec. handbrake
2.7	141/192	06/11->	VEN	BS-5667	- elec. handbrake	SOL	BS-5640	- elec. handbrake
3.0	199/271	02/11->	VEN	BS-5667	- elec. handbrake	SOL	BS-5640	- elec. handbrake

### GRANDEUR (TG)













2.2 CRDi	110/150	06/06->			SOL	BS-5640	07/10->
2.7	141/192	05/06->			SOL	BS-5640	07/10->; MD Azera
3.3	173/235	04/05->			SOL	BS-5640	07/10->; MD Azera
3.3	191/260	11/10->			SOL	BS-5640	











### H-1 / STAREX

2.4	82/112	06/97->04/04	VEN	BS-5281	10/97->; ->09/03	VEN	BS-5409
2.4	107/145	11/01->04/04	VEN	BS-5645		VEN	BS-5409 + ABS
2.4 4WD	82/112	02/98->04/04	VEN	BS-5281		VEN	BS-5409
2.4 4WD	99/135	06/01->04/04	VEN	BS-5645	11/02->	VEN	BS-5409
2.5 CRDi	81/110	06/06->12/07	VEN	BS-5645		VEN	BS-5409 + ABS
2.5 CRDi	120/163	12/02->04/04	VEN	BS-5645			
2.5 CRDi 4WD	103/140	12/02->04/04	VEN	BS-5645		VEN	BS-5409 + ABS
2.5 D	57/78	10/97->04/04	VEN	BS-5281	->10/02		
			VEN	BS-5282	->05/98		
2.5 TCi	73/99	10/97->12/07	VEN	BS-5281	->12/99		
2.5 TD	59/80	06/97->04/04	VEN	BS-5281	10/97->; ->10/02	VEN	BS-5409
2.5 TD 4WD	59/80	02/98->04/04	VEN	BS-5281		VEN	BS-5409
			VEN	BS-5281	->06/03		
2.5 TD 4WD	73/99	03/01->04/04	VEN	BS-5281		VEN	BS-5409
			VEN	BS-5645			
2.5 TD 4WD	74/101	11/01->04/04	VEN	BS-5281	->06/03	VEN	BS-5409
			VEN	BS-5645			

### H-1 Box

2.4	82/112	03/00->04/04	VEN	BS-5281	->09/03	VEN	BS-5409
2.5 CRDi	81/110	07/01->04/04	VEN	BS-5645		VEN	BS-5409

	kW/HP		Type			Type		
2.5 CRDi	103/140	08/03->12/07	VEN	BS-5281	MD H200	VEN	BS-5409	+ ABS
			VEN	BS-5645				
2.5 TD	59/80	03/00->09/00	VEN	BS-5281		VEN	BS-5409	
2.5 TD	73/99	03/00->04/04	VEN	BS-5281		VEN	BS-5409	
2.5 TD	74/101	10/01->04/04	VEN	BS-5281	->10/02	VEN	BS-5409	
<b>H-1 Cargo (TQ) </b>								
2.5 CRDi	125/170	02/08->	VEN	BS-5323	MD H1	SOL	BS-5486	
			VEN	BS-5645	MD H300			
2.5 CRDi	81/110	02/08->	VEN	BS-5323		SOL	BS-5486	
2.5 CRDi	120/163	02/08->	VEN	BS-5323		SOL	BS-5486	
2.5 CRDi	100/136	08/09->	VEN	BS-5323	MD H1	SOL	BS-5486	MD H1
			VEN	BS-5645	MD H300			
2.5 CRDi	85/116	08/11->	VEN	BS-5323	MD H1; MD iLoad	SOL	BS-5486	MD H1; + ABS; MD iLoad
			VEN	BS-5645	MD H300			
<b>H-1 Travel (TQ) </b>								
2.4 i	126/171	02/08->	VEN	BS-5645				
2.5 CRDi	125/170	05/08->	VEN	BS-5323		SOL	BS-5486	
2.5 CRDi	81/110	07/10->	VEN	BS-5323		SOL	BS-5486	
2.5 CRDi	85/116	08/11->	VEN	BS-5323		SOL	BS-5486	
2.5 CRDi	100/136	07/08->	VEN	BS-5323		SOL	BS-5486	
<b>H100 Box </b>								
2.5 D	55/75	07/93->12/94	VEN	BS-5282				
2.5 D	57/78	12/94->03/00	VEN	BS-5282				
<b>H100 Bus (P) </b>								
2.4	84/114	01/97->03/00	VEN	BS-5282				
2.4	90/122	07/93->03/00	VEN	BS-5282				
2.5 D	55/75	07/93->12/94	VEN	BS-5282				
2.5 D	57/78	12/94->03/00	VEN	BS-5282				
2.5 TD	59/80	07/93->03/00	VEN	BS-5282	07/94->			
<b>i10 (IA) </b>								
1.0	49/67	12/13->	VEN	BS-5485	for steel rims; made in EU; MD ECO			
1.2	64/87	12/13->	VEN	BS-5485	for steel rims; made in EU; MD ECO			
<b>i10 (PA) </b>								
1.0	51/69	01/11->	VEN	BS-5485		SOL	BS-5860	
						DRUM	BS-5912	
1.1	49/67	01/08->	VEN	BS-5485		SOL	BS-5860	
1.1	51/69	04/11->	VEN	BS-5485		SOL	BS-5860	
						DRUM	BS-5912	
1.1 CRDi	55/75	01/08->				SOL	BS-5860	

	kW/HP		Type			Type		
1.2	63/86	04/11->				SOL	BS-5860	
						DRUM	BS-5912	
1.2	57/78	11/08->	VEN	BS-5485	MD EC2000	SOL	BS-5860	
<b>i20 (GB) </b>								
1.0 T-GDI	88/120	01/16->				SOL	BS-5275	
1.0 T-GDI	74/101	01/16->				SOL	BS-5275	
1.1 CRDi	55/75	11/14->				SOL	BS-5275	
1.2	62/84	05/15->				SOL	BS-5275	
1.2	55/75	11/14->				SOL	BS-5275	
1.2	62/84	11/14->				SOL	BS-5275	
1.4	74/100	11/14->				SOL	BS-5275	
1.4 CRDi	66/90	11/14->				SOL	BS-5275	
<b>i20 (PB, PBT) </b>								
1.1 CRDi	55/75	03/12->	VEN	BS-5261		SOL	BS-5262	
						DRUM	BS-5912	
1.2	63/86	03/12->				SOL	BS-5262	
						DRUM	BS-5912	
1.2	57/78	09/08->	VEN	BS-5261	+ ABS; + ESP	SOL	BS-5262	
						DRUM	BS-5912	
1.4	74/101	09/08->	VEN	BS-5261		SOL	BS-5262	
1.4 CRDi	66/90	08/08->	VEN	BS-5261		SOL	BS-5262	+ ESP
1.4 CRDi	55/75	08/09->	VEN	BS-5261		SOL	BS-5262	+ ESP
1.6	93/126	09/08->	VEN	BS-5261		SOL	BS-5262	
1.6 CRDi	94/128	01/09->	VEN	BS-5261		SOL	BS-5262	
1.6 CRDi	85/116	09/08->	VEN	BS-5261		SOL	BS-5262	
<b>i20 Coupe </b>								
1.4	74/100	05/15->				SOL	BS-5275	
1.4 CRDi	66/90	05/15->				SOL	BS-5275	
<b>i30 (FD) </b>								
1.4	80/109	10/07->11/11				SOL	BS-5157	
1.4	77/105	10/07->11/11				SOL	BS-5157	
1.6	93/126	02/08->11/11	VEN	BS-5667	Ø wheel 16` in	SOL	BS-5157	
1.6	90/122	10/07->11/11	VEN	BS-5667		SOL	BS-5157	
1.6	85/116	10/07->11/11	VEN	BS-5667		SOL	BS-5157	
1.6 CRDi	85/116	10/07->11/11	VEN	BS-5667	Ø wheel 16` in	SOL	BS-5157	
1.6 CRDi	66/90	10/07->11/11				SOL	BS-5157	
2.0	105/143	10/07->11/11	VEN	BS-5667		SOL	BS-5157	
2.0 CRDi	103/140	10/07->11/11	VEN	BS-5667		SOL	BS-5157	
2.0 CRDi	100/136	10/07->11/11	VEN	BS-5667		SOL	BS-5157	



kW/HP



Type



Type



## i30 (GD)

1.4	73/99	12/11->	VEN	BS-5667	Ø wheel 16` in		
			VEN	BS-5893	Ø wheel 15` in		
1.4	74/101	12/14->	VEN	BS-5667	->01/15; Ø wheel 16` in		
			VEN	BS-5893	Ø wheel 15` in		
1.4 CRDi	66/90	12/11->	VEN	BS-5667	Ø wheel 16` in		
			VEN	BS-5893	Ø wheel 15` in		
1.6	88/120	01/12->	VEN	BS-5667	Ø wheel 16` in		
			VEN	BS-5893	Ø wheel 15` in		
1.6 CRDi	100/136	11/11->	VEN	BS-5667	Ø wheel 16` in		
			VEN	BS-5893	Ø wheel 15` in		
1.6 CRDi	94/128	12/11->	VEN	BS-5667	Ø wheel 16` in		
			VEN	BS-5893	Ø wheel 15` in		
1.6 CRDi	81/110	12/11->	VEN	BS-5667	Ø wheel 16` in	SOL	BS-5275
			VEN	BS-5893	Ø wheel 15` in		
1.6 GDI	99/135	12/11->	VEN	BS-5667	Ø wheel 16` in	SOL	BS-5275
			VEN	BS-5893	Ø wheel 15` in		
1.6 GDI	95/129	12/11->	VEN	BS-5667	Ø wheel 16` in		
			VEN	BS-5893	Ø wheel 15` in		
1.6 T-GDI	137/186	01/15->	VEN	BS-5893	Ø wheel 15` in		








## i30 Coupe

1.4	73/99	05/13->	VEN	BS-5667	Ø wheel 16` in		
			VEN	BS-5893	Ø wheel 15` in		
1.4	74/101	12/14->	VEN	BS-5893	Ø wheel 15` in		
1.4 CRDi	66/90	05/13->	VEN	BS-5667	Ø wheel 16` in		
			VEN	BS-5893	Ø wheel 15` in		
1.6 CRDi	81/110	01/16->	VEN	BS-5893	Ø wheel 15` in		
1.6 CRDi	100/136	01/16->	VEN	BS-5893	Ø wheel 15` in		
1.6 CRDi	94/128	05/13->	VEN	BS-5667	Ø wheel 16` in		
			VEN	BS-5893	Ø wheel 15` in		
1.6 GDI	99/135	05/13->	VEN	BS-5667	Ø wheel 16` in		
			VEN	BS-5893	Ø wheel 15` in		
1.6 T-GDI	137/186	01/15->	VEN	BS-5893	Ø wheel 15` in		










## i30 CW (FD)














1.4	77/105	10/07->06/12	VEN	BS-5667	06/09->	SOL	BS-5157
1.4	80/109	11/09->06/12	VEN	BS-5667		SOL	BS-5157
1.6	90/122	02/08->06/12	VEN	BS-5667		SOL	BS-5157
1.6	93/126	02/08->06/12	VEN	BS-5667		SOL	BS-5157
1.6 CRDi	85/116	02/08->06/12	VEN	BS-5667		SOL	BS-5157










	<b>kW/HP</b>		<b>Type</b>			<b>Type</b>		
1.6 CRDi	66/90	02/08->06/12				SOL	BS-5157	
2.0	105/143	02/08->06/12	VEN	BS-5667		SOL	BS-5157	
2.0 CRDi	103/140	02/08->06/12	VEN	BS-5667		SOL	BS-5157	
2.0 CRDi	100/136	10/08->06/12	VEN	BS-5667		SOL	BS-5157	
<b>i30 CW [GD]</b> 								
1.4	74/101	01/15->	VEN	BS-5893	Ø wheel 15` in			
			VEN	BS-5667	Ø wheel 16` in			
1.4	73/99	06/12->	VEN	BS-5893	Ø wheel 15` in			
			VEN	BS-5667	Ø wheel 16` in			
1.4 CRDi	66/90	06/12->	VEN	BS-5893	Ø wheel 15` in			
			VEN	BS-5667	Ø wheel 16` in			
1.6	88/120	06/12->	VEN	BS-5893	Ø wheel 15` in			
			VEN	BS-5667	Ø wheel 16` in			
1.6	95/129	06/12->	VEN	BS-5893	Ø wheel 15` in			
			VEN	BS-5667	Ø wheel 16` in			
1.6 CRDi	100/136	01/15->	VEN	BS-5893	Ø wheel 15` in			
			VEN	BS-5667	Ø wheel 16` in			
1.6 CRDi	94/128	06/12->	VEN	BS-5893	Ø wheel 15` in			
			VEN	BS-5667	Ø wheel 16` in			
1.6 CRDi	81/110	06/12->	VEN	BS-5893	Ø wheel 15` in			
			VEN	BS-5667	Ø wheel 16` in			
1.6 GDI	99/135	06/12->	VEN	BS-5893	Ø wheel 15` in			
			VEN	BS-5667	Ø wheel 16` in			
<b>i40 [VF]</b> 								
1.6 GDI	99/135	03/12->	VEN	BS-5274	Ø wheel 16` in			
			VEN	BS-5834				
1.7 CRDi	85/116	03/12->	VEN	BS-5274	Ø wheel 16` in			
			VEN	BS-5834				
1.7 CRDi	100/136	03/12->	VEN	BS-5274	Ø wheel 16` in			
			VEN	BS-5834				
1.7 CRDi	104/141	01/15->	VEN	BS-5274	Ø wheel 16` in			
2.0 CWT	110/150	10/12->	VEN	BS-5274	Ø wheel 15` in; Ø wheel 16` in			
2.0 GDi	121/165	03/12->	VEN	BS-5274	Ø wheel 15` in; Ø wheel 16` in			
			VEN	BS-5274	Ø wheel 16` in			
2.0 GDI	131/178	03/12->	VEN	BS-5834				
			VEN	BS-5274	Ø wheel 16` in			
<b>i40 CW [VF]</b> 								
1.6 GDI	99/135	07/11->	VEN	BS-5274	Ø wheel 16` in			
			VEN	BS-5834				
1.7 CRDi	104/141	01/15->	VEN	BS-5274	Ø wheel 16` in			

	kw/HP		Type			Type			
1.7 CRDi	85/116	07/11->	VEN	BS-5274	Ø wheel 16` in				
			VEN	BS-5834					
1.7 CRDi	100/136	07/11->	VEN	BS-5274	Ø wheel 16` in				
			VEN	BS-5834					
2.0 CWT	110/150	10/12->	VEN	BS-5274	Ø wheel 15` in; Ø wheel 16` in				
2.0 GDi	121/165	03/12->	VEN	BS-5274	Ø wheel 15` in; Ø wheel 16` in				
2.0 GDI	130/177	07/11->	VEN	BS-5274	Ø wheel 16` in				
			VEN	BS-5834					
<b>ix20 (JC) </b>									
1.4	66/90	11/10->				SOL	BS-5874		
1.4 CRDi	57/78	06/11->				SOL	BS-5874		
1.4 CRDi	66/90	11/10->				SOL	BS-5874		
1.6	92/125	11/10->				SOL	BS-5874		
1.6 CRDi	85/116	06/11->				SOL	BS-5874		
1.6 CRDi	94/128	06/11->				SOL	BS-5874		
<b>ix35 (LM, EL, ELH) </b>									
1.6	99/135	11/10->	VEN	BS-5274		SOL	BS-5157		
1.7 CRDi	85/116	11/10->	VEN	BS-5274		SOL	BS-5157		
2.0	120/163	01/10->	VEN	BS-5274		SOL	BS-5157		
2.0 4WD	120/163	01/10->	VEN	BS-5274		SOL	BS-5207		
2.0 CRDi	100/136	01/10->	VEN	BS-5274		SOL	BS-5157		
2.0 CRDi	135/184	01/12->	VEN	BS-5274		SOL	BS-5157		
2.0 CRDi 4WD	100/136	01/10->	VEN	BS-5274		SOL	BS-5207		
2.0 CRDi 4WD	135/184	01/10->	VEN	BS-5274		SOL	BS-5207		
2.0 CWT	110/150	08/09->	VEN	BS-5274		SOL	BS-5157		
2.0 CWT AWD	110/150	08/09->	VEN	BS-5274		SOL	BS-5207		
2.0 GDi	122/166	08/13->	VEN	BS-5274		SOL	BS-5157	made in CR	
						SOL	BS-5207		
2.0 GDi 4WD	122/166	08/13->	VEN	BS-5274		SOL	BS-5207		
Fuel Cell	53/72	09/14->				SOL	BS-5640		
<b>LANTRA I (J-1) </b>									
1.5 i.e.	63/86	10/90->11/95				SOL	BS-5187		
1.6 i.e. 16V	78/106	10/90->11/95	VEN	BS-5745		SOL	BS-5187		
1.6 i.e. 16V	84/114	10/90->11/95	VEN	BS-5745		SOL	BS-5187		
1.8 i.e. 16V	93/127	10/90->11/95	VEN	BS-5745		SOL	BS-5187		
<b>LANTRA II (J-2) </b>									
1.5 12V	65/88	12/96->09/00	VEN	BS-5745	->05/00; + ABS	SOL	BS-5187	->05/00; + ABS	
						DRUM	BS-5523	->05/00	



	kW/HP		Type			Type		
1.6 16V	84/114	11/95->09/00	VEN	BS-5223		SOL	BS-5187	+ ABS
			VEN	BS-5745		DRUM	BS-5523	- ABS
1.6 i	66/90	11/95->09/00	VEN	BS-5223		SOL	BS-5187	
			VEN	BS-5745		DRUM	BS-5523	->02/98
1.8 16V	94/128	11/95->09/00	VEN	BS-5223		SOL	BS-5187	+ ABS
			VEN	BS-5745	->05/00; + ABS	DRUM	BS-5523	
1.9 D	50/68	03/98->09/00	VEN	BS-5745	->05/00; + ABS	SOL	BS-5187	->05/00; + ABS
						DRUM	BS-5523	->05/00
2.0 16V	102/139	08/96->09/00	VEN	BS-5223		SOL	BS-5187	04/97-; + ABS
			VEN	BS-5745	04/97-; ->05/00; + ABS	DRUM	BS-5523	04/97->
<b>LANTRA II Wagon (J-2)</b> 								
1.5 12V	65/88	04/97->10/00	VEN	BS-5745	->05/00; + ABS	SOL	BS-5187	->05/00; + ABS
						DRUM	BS-5523	->05/00
1.6 16V	84/114	02/96->10/00	VEN	BS-5745	->05/00; + ABS	SOL	BS-5187	->05/00; + ABS
						DRUM	BS-5523	->05/00
1.6 i	66/90	02/96->10/00	VEN	BS-5745		SOL	BS-5187	
			VEN	BS-5757	MD Elantra	DRUM	BS-5523	->05/00
1.8 16V	94/128	02/96->10/00	VEN	BS-5745	->05/00; + ABS	SOL	BS-5187	->05/00; + ABS
						DRUM	BS-5523	->05/00
1.9 D	50/68	03/98->10/00	VEN	BS-5745	->05/00; + ABS	SOL	BS-5187	->05/00; + ABS
						DRUM	BS-5523	->05/00
2.0 16V	102/139	12/96->10/00	VEN	BS-5745	04/97-; ->05/00; + ABS	SOL	BS-5187	04/97-; ->05/00; + ABS
						DRUM	BS-5523	04/97-; ->05/00
<b>MATRIX (FC)</b> 								
1.5 CRDi	60/82	10/01->08/10	VEN	BS-5223	->02/05	SOL	BS-5297	->02/05
						DRUM	BS-5523	
1.5 CRDi	75/102	12/04->08/10	VEN	BS-5223		SOL	BS-5297	
						DRUM	BS-5523	->04/08
1.5 CRDi VGT	81/110	08/05->08/10	VEN	BS-5223		SOL	BS-5297	
						DRUM	BS-5523	->04/08
1.6	76/103	06/01->08/10	VEN	BS-5223		SOL	BS-5297	
						DRUM	BS-5523	
1.8	90/122	06/01->08/10	VEN	BS-5223		SOL	BS-5297	
						DRUM	BS-5523	->04/08
<b>NF V (NF)</b> 								
2.0 CRDi	103/140	02/06->12/10	VEN	BS-5119		SOL	BS-5273	
						SOL	BS-5640	
2.0 CRDi	100/136	02/06->12/10	VEN	BS-5274		SOL	BS-5640	
2.0 CRDi	110/150	03/09->12/10	VEN	BS-5274		SOL	BS-5640	

	kw/HP		Type			Type		
2.0 WTi GLS	121/165	01/08->12/10	VEN	BS-5274		SOL	BS-5273	
						SOL	BS-5640	
2.0 WTi GLS	106/144	05/05->12/10	VEN	BS-5119	->02/06	SOL	BS-5273	->02/06
			VEN	BS-5274	03/06->; ->11/07	SOL	BS-5640	03/06->
2.4	119/162	01/05->12/10	VEN	BS-5119	->02/06	SOL	BS-5273	->02/06
			VEN	BS-5274	03/06->	SOL	BS-5640	03/06->
2.4	127/173	06/08->12/10	VEN	BS-5274		SOL	BS-5640	
3.3	171/233	01/05->12/10	VEN	BS-5274		SOL	BS-5640	
3.3	184/250	01/08->12/10	VEN	BS-5274		SOL	BS-5640	
3.3	173/235	06/05->12/10	VEN	BS-5274		SOL	BS-5640	
<b>PONY [X-2]</b> 								
1.3	43/58	10/89->01/95	VEN	BS-5856	->08/94			
1.5	53/72	10/89->01/95	VEN	BS-5856				
1.5 i	61/83	10/89->01/95	VEN	BS-5856	->09/94			
1.5 i	62/84	10/89->01/95	VEN	BS-5856	->09/94			
<b>PONY / EXCEL Saloon [X-2]</b> 								
1.5	53/72	01/90->01/95	VEN	BS-5856	07/94->			
1.5 i	61/83	01/90->01/95	VEN	BS-5856	->09/94			
1.5 i	62/84	01/90->01/95	VEN	BS-5856	->09/94			
<b>PONY Saloon [X-1]</b> 								
1.3	50/68	10/85->09/89	VEN	BS-5856	10/88->			
1.5	53/72	10/85->09/89	VEN	BS-5856	10/88->			
<b>PORTER Box</b> 								
2.5 CRDi	103/140	02/03->04/04	VEN	BS-5282				
2.5 TD	57/78	07/94->04/04	VEN	BS-5282				
2.5 TD	73/99	07/94->04/04	VEN	BS-5282				
<b>PORTER Pickup</b> 								
2.5 CRDi	103/140	02/03->04/04	VEN	BS-5282				
2.5 TD	73/99	07/94->04/04	VEN	BS-5282				
2.5 TD	57/78	07/94->04/04	VEN	BS-5282				
<b>S COUPE [SLC]</b> 								
1.5 i	62/84	02/90->05/96	VEN	BS-5856	->06/92			
1.5 i	65/88	04/92->05/96	VEN	BS-5856				
1.5 i Turbo	85/116	04/91->05/96	VEN	BS-5856	07/92->			
<b>SANTA FÉ I [SM]</b> 								
2.0	99/135	08/01->03/06	VEN	BS-5349	Ø wheel 15` in	SOL	BS-5207	+ ABS
			VEN	BS-5480	Ø wheel 16` in			
2.0 CRDi	83/113	08/01->03/06	VEN	BS-5349	Ø wheel 15` in	SOL	BS-5207	+ ABS
			VEN	BS-5480	Ø wheel 16` in			
2.0 CRDi 4x4	83/113	04/01->03/06	VEN	BS-5480		SOL	BS-5207	+ ABS

	kW/HP		Type			Type			
2.0 CRDi 4x4	92/125	08/03->03/06	VEN	BS-5480		SOL	BS-5207	+ ABS	
2.4 16V	100/136	02/01->03/06	VEN	BS-5349	Ø wheel 15` in	SOL	BS-5207	+ ABS	
			VEN	BS-5480	Ø wheel 16` in				
2.4 16V	107/146	02/01->03/06	VEN	BS-5349	Ø wheel 15` in	SOL	BS-5207	+ ABS	
			VEN	BS-5480	Ø wheel 16` in				
2.4 16V 4x4	100/136	02/01->03/06	VEN	BS-5480		SOL	BS-5207	+ ABS	
2.4 16V 4x4	107/146	02/01->03/06	VEN	BS-5480		SOL	BS-5207	+ ABS	
2.7 V6 4x4	127/173	02/01->03/06	VEN	BS-5349	Ø wheel 15` in	SOL	BS-5207	+ ABS	
			VEN	BS-5480	Ø wheel 16` in				
<b>SANTA FÉ II (CM)</b> 									
2.0 CRDi	110/150	12/10->				SOL	BS-5442		
2.0 CRDi 4x4	110/150	12/10->				SOL	BS-5442		
2.2 CRDi	145/197	01/09->				SOL	BS-5442		
2.2 CRDi	102/139	03/06->	VEN	BS-5426		SOL	BS-5509		
2.2 CRDi	114/155	03/06->	VEN	BS-5426		SOL	BS-5509		
2.2 CRDi 4x4	145/197	01/09->				SOL	BS-5442		
2.2 CRDi 4x4	102/139	03/06->	VEN	BS-5426		SOL	BS-5509		
2.2 CRDi 4x4	114/155	03/06->	VEN	BS-5426		SOL	BS-5509		
2.2 CRDi GLS	110/150	03/06->	VEN	BS-5426		SOL	BS-5509		
2.2 CRDi GLS 4x4	110/150	03/06->	VEN	BS-5426		SOL	BS-5509		
2.4	128/174	11/10->				SOL	BS-5442		
2.7 4x4	125/170	03/06->	VEN	BS-5426		SOL	BS-5509		
2.7 V6 GLS	139/189	03/06->	VEN	BS-5426		SOL	BS-5509		
2.7 V6 GLS 4x4	139/189	03/06->	VEN	BS-5426		SOL	BS-5509		
<b>SANTA FÉ III (DM)</b> 									
2.0 CRDi	110/150	09/12->				SOL	BS-5442		
2.0 CRDi 4WD	110/150	09/12->				SOL	BS-5442		
2.2 CRDi	145/197	09/12->				SOL	BS-5442		
2.2 CRDi	147/200	10/15->				SOL	BS-5442		
2.2 CRDi 4WD	145/197	09/12->				SOL	BS-5442		
2.2 CRDi 4WD	147/200	10/15->				SOL	BS-5442		
2.4	141/192	09/12->				SOL	BS-5442		
2.4 4WD	141/192	09/12->				SOL	BS-5442		
2.4 CCVT	129/175	09/12->				SOL	BS-5442		
2.4 CCVT AWD	129/175	09/12->				SOL	BS-5442		
2.4 GDI	138/188	05/15->				SOL	BS-5442		
<b>SANTAMO</b> 									
2.0 16V	102/139	05/99->	VEN	BS-5133	- ABS	SOL	BS-5140	+ ABS	
2.0 16V 4x4	102/139	05/99->	VEN	BS-5133	->10/02	SOL	BS-5140	->10/02; + ABS	



kW/HP



Type



Type



## SOLARIS IV (RB)

1.4	79/107	11/10->	VEN	BS-5276		SOL	BS-5275
1.6	91/124	11/10->	VEN	BS-5276		SOL	BS-5275

## SOLARIS IV Saloon (RB)

1.4	80/109	11/10->	VEN	BS-5276		SOL	BS-5275
1.6	91/123	11/10->	VEN	BS-5276		SOL	BS-5275
1.6 CRDI	100/136	04/11->	VEN	BS-5276		SOL	BS-5275

## SONATA II (Y-2)

1.8 i	70/95	09/88->10/93	VEN	BS-5680			
2.0 i	80/109	01/91->10/93	VEN	BS-5680	->06/93		
2.0 i	74/101	09/88->08/91	VEN	BS-5680			
2.0 i 16V	96/130	01/91->10/93	VEN	BS-5680	07/93->		
2.4 i	83/113	09/88->08/91	VEN	BS-5680			
3.0 i V6	107/145	01/91->10/93	VEN	BS-5680	->06/93		

## SONATA III (Y-3)

1.8 i	72/98	05/93->06/98	VEN	BS-5680	->06/96		
2.0 i	77/105	06/94->08/96	VEN	BS-5680			
2.0 i	70/95	08/96->06/98	VEN	BS-5680	+ ABS		
2.0 i 16V	102/139	05/93->06/98	VEN	BS-5680	11/94->; ->06/96; + ABS		
2.0 i 16V	92/125	06/96->06/98	VEN	BS-5680	+ ABS		
3.0 i V6	107/146	05/93->06/98	VEN	BS-5680			

## SONATA IV (EF)











2.0 16V	100/136	06/98->10/01	VEN	BS-5687		SOL	BS-5297	->05/01; + ABS
			VEN	BS-5757	->05/01; + ABS			
2.0 16V	96/131	10/01->11/04	VEN	BS-5358		SOL	BS-5297	+ ABS
2.4 16V	105/143	03/98->10/01	VEN	BS-5757		SOL	BS-5297	+ ABS
			VEN	BS-5687				
2.5 V6 24V	118/160	06/98->10/01	VEN	BS-5687		SOL	BS-5297	
			VEN	BS-5757				
2.7 V6	127/173	10/01->11/04	VEN	BS-5358		SOL	BS-5297	

## SONATA VI (YF)

2.0	110/150	01/09->	VEN	BS-5119		SOL	BS-5271
2.4	131/178	01/09->	VEN	BS-5119		SOL	BS-5271
2.4	128/174	01/09->	VEN	BS-5274		SOL	BS-5640

## TERRACAN (HP)

2.5 TD	74/101	12/01->12/06	VEN	BS-5699	->07/03	VEN	BS-5499	+ ABS
			VEN	BS-5732	08/03->			
2.9 CRDi	110/150	11/01->07/03	VEN	BS-5699		VEN	BS-5499	+ ABS
2.9 CRDi 4WD	120/163	11/03->12/06	VEN	BS-5732		VEN	BS-5499	+ ABS
2.9 CRDi 4WD	110/150	12/01->12/06	VEN	BS-5699		VEN	BS-5499	+ ABS

	kW/HP		Type			Type		
3.5 i V6 4WD	143/194	12/01->12/06	VEN	BS-5699	->07/03	VEN	BS-5499	
			VEN	BS-5732	08/03->			
<b>TRAJET (FO)</b> 								
2.0	103/140	01/04->07/08	VEN	BS-5349		SOL	BS-5207	
2.0	100/136	03/00->07/08	VEN	BS-5349	->10/03	SOL	BS-5207	->10/03; + ABS
2.0 CRDi	83/113	04/01->07/08	VEN	BS-5349	+ ABS	SOL	BS-5207	+ ABS
2.7 V6	127/173	09/00->07/08	VEN	BS-5349		SOL	BS-5207	+ ABS
			VEN	BS-5480	+ ABS			
<b>TUCSON (JM)</b> 								
2.0	104/141	08/04->03/10	VEN	BS-5119	->12/07	SOL	BS-5273	
			VEN	BS-5274	01/08->			
2.0 All-wheel Drive	104/141	08/04->03/10	VEN	BS-5119	->12/07	SOL	BS-5207	->09/06
			VEN	BS-5274	01/08->	SOL	BS-5273	10/06->
2.0 CRDi	103/140	01/06->03/10	VEN	BS-5119	->12/07	SOL	BS-5273	
			VEN	BS-5274	01/08->			
2.0 CRDi	100/136	01/06->03/10	VEN	BS-5119	->12/07	SOL	BS-5273	
			VEN	BS-5274	01/08->			
2.0 CRDi	110/150	01/09->03/10	VEN	BS-5274		SOL	BS-5273	
2.0 CRDi	83/113	08/04->03/10	VEN	BS-5119	->12/07	SOL	BS-5273	
			VEN	BS-5274	01/08->			
2.0 CRDi All-wheel Drive	103/140	01/06->03/10	VEN	BS-5119	->12/07	SOL	BS-5207	
			VEN	BS-5274	01/08->			
2.0 CRDi All-wheel Drive	100/136	01/06->03/10	VEN	BS-5119	->12/07	SOL	BS-5207	
			VEN	BS-5274	01/08->			
2.0 CRDi All-wheel Drive	110/150	01/09->03/10	VEN	BS-5274		SOL	BS-5207	
2.0 CRDi All-wheel Drive	83/113	08/04->03/10	VEN	BS-5119	->12/07	SOL	BS-5207	
			VEN	BS-5274	01/08->			
2.7 All-wheel Drive	129/175	08/04->03/10	VEN	BS-5119	->12/07	SOL	BS-5207	
			VEN	BS-5274	01/08->			
<b>VELOSTER (FS)</b> 								
1.6 GDI	103/140	03/11->	VEN	BS-5657		SOL	BS-5800	
1.6 T-GDI	137/186	10/12->	VEN	BS-5667		SOL	BS-5800	
<b>XG (XG)</b> 								
250	120/163	12/98->12/05				SOL	BS-5273	06/99->; ->09/05
30	138/188	12/98->12/05				SOL	BS-5273	09/99->; ->09/05
300	145/197	09/99->09/03				SOL	BS-5273	
350	145/197	10/02->12/05				SOL	BS-5273	



kW/HP



Type



Type



## INFINITI

## EX

25	175/238	04/10->	VEN	BS-5315		VEN	BS-5287
25 AWD	163/222	09/07->				VEN	BS-5287
30d	175/238	04/10->	VEN	BS-5458		VEN	BS-5287
35	221/301	10/08->				VEN	BS-5287
37	235/320	09/10->	VEN	BS-5458		VEN	BS-5287 not for RU
37	228/310	10/08->	VEN	BS-5458		VEN	BS-5287 not for RU

## FX

35	206/280	02/03->12/08	VEN	BS-5458		VEN	BS-5287
35 All-wheel Drive	206/280	01/03->12/08	VEN	BS-5458		VEN	BS-5287
45	232/316	02/03->12/08	VEN	BS-5458		VEN	BS-5287
45 All-wheel Drive	232/316	01/03->12/08	VEN	BS-5458		VEN	BS-5287

## FX

30d AWD	175/238	04/10->	VEN	BS-5728		VEN	BS-5287
35	226/307	10/08->12/11				VEN	BS-5287
37 AWD	235/320	10/08->	VEN	BS-5728		VEN	BS-5287
45 AWD	241/328	10/08->				VEN	BS-5287
50 AWD	309/420	06/13->	VEN	BS-5728			
				VEN	BS-5458		
50 AWD	287/390	10/08->				VEN	BS-5287
				VEN	BS-5728		

## G Convertible


















				VEN	BS-5458		
37	235/320	09/10->				VEN	BS-5287
				VEN	BS-5728		
				VEN	BS-5458		
37	245/333	09/10->				VEN	BS-5287 not for RU
				VEN	BS-5728	RU	

















## G Coupe

				VEN	BS-5458		
37	243/330	09/07->				VEN	BS-5287 not for RU; - four wheel steering
				VEN	BS-5728		
37	245/333	09/08->12/12				VEN	BS-5287
				VEN	BS-5458		
37	235/320	09/10->				VEN	BS-5287 not for RU; - four wheel steering
				VEN	BS-5728		













## G Saloon


25	163/222	01/11->				VEN	BS-5287
35 X	228/310	01/07->12/08	VEN	BS-5315		VEN	BS-5287
				VEN	BS-5458		
37	243/330	10/08->					
				VEN	BS-5728		
				VEN	BS-5315		
37	235/320	10/08->				VEN	BS-5287
				VEN	BS-5458		








	kw/HP		Type			Type		
37 X	235/320	10/08->	VEN	BS-5315	RU; ->01/10	VEN	BS-5287	
			VEN	BS-5458				
<b>G Saloon</b> 								
35	191/260	10/02->				VEN	BS-5287	
<b>G20</b> 								
2.0	85/115	01/90->12/97	VEN	BS-5174	07/90->			
<b>I30</b> 								
3.0	142/193	01/97->	VEN	BS-5325				
<b>M (Y51)</b> 								
25	163/222	07/10->				VEN	BS-5287	
30d	175/238	03/10->	VEN	BS-5458		VEN	BS-5287	
35h	225/306	04/11->	VEN	BS-5458		VEN	BS-5287	
37	235/320	03/10->				VEN	BS-5287	
56	300/408	03/10->				VEN	BS-5287	
<b>M35</b> 								
3.5	226/307	09/08->12/10	VEN	BS-5315		VEN	BS-5287	
3.5 h	268/364	01/10->	VEN	BS-5315		VEN	BS-5287	
3.5 X	226/307	09/08->12/10	VEN	BS-5315		VEN	BS-5287	
<b>M37</b> 								
3.7	243/330	01/10->	VEN	BS-5458		VEN	BS-5287	
3.7 Allrad	243/330	01/10->	VEN	BS-5458		VEN	BS-5287	
<b>Q50</b> 								
50 D	125/170	04/13->				VEN	BS-5287	
<b>Q70 (Y51)</b> 								
2.2 D	125/170	10/14->	VEN	BS-5458		VEN	BS-5287	- sport pack.
			VEN	BS-5728	+ sport pack.			
3.0	175/238	03/13->	VEN	BS-5458		VEN	BS-5287	09/13->; - four wheel steering
			VEN	BS-5728	09/13->; + four wheel steering			
3.5 Hybrid	225/306	03/13->	VEN	BS-5458		VEN	BS-5287	09/13->
3.7	235/320	03/13->	VEN	BS-5458		VEN	BS-5287	09/13->; - four wheel steering
			VEN	BS-5728	09/13->; + four wheel steering			
5.6 AWD	300/408	01/15->	VEN	BS-5728	+ sport pack.	VEN	BS-5287	- sport pack.
<b>QX4</b> 								
3.3	125/170	01/97->	VEN	BS-5696	->10/02			
<b>QX50</b> 								
2.5 AWD	163/222	02/14->				VEN	BS-5287	
30d AWD	175/238	08/13->				VEN	BS-5287	
37 AWD	235/320	08/13->				VEN	BS-5287	
<b>QX56</b> 								
56	294/400	01/12->	VEN	BS-5831				









	<b>kW/HP</b>		<b>Type</b>			<b>Type</b>		
<b>QX70</b> 								
3.7 AWD	235/320	08/13->	VEN	BS-5728				
30d AWD	175/238	08/13->	VEN	BS-5728				
37 AWD	245/333	02/14->	VEN	BS-5728				
50 AWD	287/390	08/13->	VEN	BS-5728				
50 AWD	294/400	08/13->	VEN	BS-5728				
<b>ISUZU</b>								
<b>CAMPO (KB)</b> 								
2.2 D (KBD27)	39/53	04/86->12/90	VEN	BS-5734	04/88->			
2.2 D 4WD (KBD42, KBD47)	39/53	01/83->12/90	VEN	BS-5734	04/88->			
2.5 D (KBD27)	55/75	01/83->12/90	VEN	BS-5734	09/89->			
2.5 D 4WD (KBD47)	55/75	01/83->12/90	VEN	BS-5734	09/89->			
<b>D-MAX (8DH)</b> 								
2.5 D 4x4	74/101	05/02->	VEN	BS-5734	->07/03			
2.5 DiTD 4x4	100/136	01/07->	VEN	BS-5671				
3.0 D 4x4	120/163	01/07->	VEN	BS-5671				
<b>GEMINI</b> 								
1.6	97/132	01/90->12/93	VEN	BS-5734				
<b>GEMINI (JT)</b> 								
1.5	52/71	02/88->12/90	VEN	BS-5734				
1.5 D	37/50	02/88->12/90	VEN	BS-5734				
1.5 TD	49/67	02/88->12/90	VEN	BS-5734				
1.6 GTI 16V	84/114	08/88->12/90	VEN	BS-5734	->06/90			
<b>GEMINI Saloon</b> 								
1.5 i	73/99	01/90->12/93	VEN	BS-5734				
<b>GEMINI Saloon (JT)</b> 								
1.5	52/71	02/88->12/89	VEN	BS-5734				
1.5 D	37/50	02/88->12/89	VEN	BS-5734				
1.5 TD	49/67	02/88->12/89	VEN	BS-5734				
<b>N-Serie</b>								
NKR 85EA, NLR 85AL, NLR 85L, NNR 85L, NPR 85G, NPR 85L	110/150	10/06->	VEN	BS-5716				
NMR 85L, NPR 85L	110/150	10/06->	VEN	BS-5716				
NPR 85L, NPR 85P	110/150	10/06->	VEN	BS-5716				
<b>TROOPER</b> 								
3.0 DTI	118/160	05/98->	VEN	BS-5671	+ ABS	VEN	BS-5103	+ ABS
3.5 V6 24V	158/215	04/00->	VEN	BS-5671	+ ABS	VEN	BS-5103	+ ABS
<b>TROOPER (UB)</b> 								
3.2	130/177	08/91->07/98	VEN	BS-5671	+ ABS	VEN	BS-5103	+ ABS
<b>TROOPER (UBS)</b> 								
2.2 D 4x4	39/53	05/84->12/89	VEN	BS-5734	->07/89			

















	<b>kW/HP</b>		<b>Type</b>			<b>Type</b>		
2.8 TD (UBS55)	71/97	10/87->12/91	VEN	BS-5734				
2.8 TD (UBS55)	78/106	10/88->12/91	VEN	BS-5734				
<b>TROOPER Open Off-Road Vehicle</b> 								
3.0 DTI	118/160	04/00->	VEN	BS-5671 + ABS		VEN	BS-5103 + ABS	
3.5 V6 24V	158/215	04/00->	VEN	BS-5671 + ABS		VEN	BS-5103 + ABS	
<b>TROOPER Open Off-Road Vehicle (UB)</b> 								
3.2	130/177	08/91->07/98	VEN	BS-5671 + ABS		VEN	BS-5103 + ABS	
<b>TROOPER Open Off-Road Vehicle (UBS)</b> 								
2.2 D 4x4	39/53	05/84->07/89	VEN	BS-5734				
2.3 (UBS16)	66/90	11/85->12/91	VEN	BS-5734				
2.6 i (UBS17)	85/116	10/87->12/91	VEN	BS-5734 ->07/91				
<b>IVECO</b>								
<b>DAILY I Box Body / Estate</b> 								
30-8 (10014131, 10014132, 10014137, 10014231, 10014232...)	53/72	01/78->12/89				SOL	BS-5443	
35-10 (10314204, 10314211, 10314212, 10314217, 10314411...)	68/92	01/85->12/89				SOL	BS-5443	
35-8 (10034131, 10034132, 10034137, 10034224, 10034231...)	53/72	01/78->12/89				SOL	BS-5443	
40-10 V	68/92	01/85->12/89				SOL	BS-5443	
40-8 V	53/72	01/83->06/89				SOL	BS-5443	
45-10 V (10334204, 10334211, 10334212, 10334217, 10334404)	68/92	01/85->12/89				SOL	BS-5443	
49-10 V (10354204, 10354211, 10354212, 10354217...)	68/92	01/85->12/89				SOL	BS-5443	
<b>DAILY I Platform/Chassis</b> 								
30-8 (10011131, 10011132, 10011231, 10011232, 10011237...)	53/72	01/78->12/89				SOL	BS-5443	
35-10 (10310311, 10311111, 10311112, 10311117, 10311211...)	68/92	01/85->12/89				SOL	BS-5443	
35-8 (10031131, 10031132, 10031137, 10031224, 10031231...)	53/72	01/78->12/89				SOL	BS-5443	
40-10	68/92	01/85->12/89				SOL	BS-5443	
40-8	53/72	01/83->06/89				SOL	BS-5443	
45-10 (10331211, 10331212, 10331217, 10331304, 10331311...)	68/92	01/85->12/89				SOL	BS-5443	
49-10 (10350211, 10350304, 10350311, 10350404, 10350411...)	68/92	01/85->12/89				SOL	BS-5443	
<b>DAILY II Box Body / Estate</b> 								
30-8 (12914111, 12914112, 12914117, 12914131, 12914137...)	55/75	01/89->08/98				SOL	BS-5443	
30-8 (12914111, 12914112, 12914117, 12914131, 12914137...)	55/75	01/89->08/98				SOL	BS-5443	
30-8 (12914111, 12914112, 12914117, 12914131, 12914137...)	60/82	01/89->08/98	SOL	BS-5861		SOL	BS-5443	
30-8 (14914111, 14914117, 14914211, 14914217, 14915111...)	60/82	01/89->08/98	SOL	BS-5861		SOL	BS-5443	
30-8 (14914111, 14914117, 14914211, 14914217, 14915111...)	62/84	09/98->05/99	SOL	BS-5861		SOL	BS-5443	
30-8 V (14914111, 14914117, 14914211, 14914217...)	62/84	09/98->05/99				SOL	BS-5443	
35-10 (12974212, 12974217, 12974417)	68/92	09/96->08/98				SOL	BS-5443	
35-10 (12974212, 12974217, 13014111, 13014131, 13014204...)	76/103	01/89->08/98				SOL	BS-5443	
35-10 (12974212, 12974217, 13014111, 13014131, 13014204...)	80/109	01/89->08/98	SOL	BS-5861 10/96->		SOL	BS-5443 10/96->	
35-10 (15034111, 15034204, 15034211, 15034215, 15034217...)	76/103	01/96->05/99	SOL	BS-5861		SOL	BS-5443	








	<b>kW/HP</b>		<b>Type</b>			<b>Type</b>		
35-12	90/122	02/95->05/99	SOL	BS-5861 01/96->		SOL	BS-5443 01/96->	
35-12 (13114131, 13114204, 13114211, 13114212, 13114217...)	85/116	01/90->04/96				SOL	BS-5443	
35-8 (12934104, 12934111, 12934112, 12934117, 12934124...)	55/75	01/91->08/98				SOL	BS-5443	
35-8 (12934104, 12934111, 12934112, 12934117, 12934124...)	60/82	01/91->08/98	SOL	BS-5861 01/96->		SOL	BS-5443 01/96->	
35-8 (12934104, 12934111, 12934112, 12934117, 12934124...)	55/75	01/91->08/98				SOL	BS-5443	
35-8 (14934104, 14934111, 14934204, 14934205, 14934211...)	62/84	09/98->05/99	SOL	BS-5861		SOL	BS-5443	
40-10 4x4 (15214104, 15214111, 15214117, 15215111)	76/103	01/97->05/99	SOL	BS-5861		SOL	BS-5443	
40-10 V	76/103	01/90->04/96				SOL	BS-5443	
45-10 V (13034204, 13034211, 13034212, 13034224...)	76/103	01/89->04/96				SOL	BS-5443	
49-10 V (13054204, 13054211, 13054212, 13054215...)	76/103	01/89->04/96				SOL	BS-5443	
49-12 V (13134124, 13134204, 13134211, 13134212...)	85/116	06/90->04/96				SOL	BS-5443	
49-12 V (15154204, 15154211, 15154215, 15154217...)	90/122	05/96->05/99	SOL	BS-5861		SOL	BS-5443	
59-12 V (13154404, 13154411, 13154412, 13154417...)	85/116	05/91->04/96	SOL	BS-5861		SOL	BS-5443	
59-12 V (15174404, 15174411, 15174415, 15174417)	90/122	05/96->05/99	SOL	BS-5861		SOL	BS-5443	
<b>DAILY II Bus</b> 								
A 40-10 (94139111, 94139131, 94139311, 94139315...)	76/103	01/91->12/96				SOL	BS-5443	
A 40-10 (95719111, 95719131, 95719311, 95719315...)	76/103	09/96->05/99	SOL	BS-5861		SOL	BS-5443	
A 40-12 (95819311, 95819315, 95819317, 95819331)	90/122	05/96->05/99	SOL	BS-5861		SOL	BS-5443	
A 45-10 (94159111, 94159131, 94159211, 94159311...)	76/103	01/91->04/96				SOL	BS-5443	
A 45-10 (95739111, 95739131, 95739311, 95739317, 95739331)	76/103	05/96->05/99	SOL	BS-5861		SOL	BS-5443	
A 45-12 (94179211, 94179231, 94179311, 94179317...)	85/116	06/90->04/96				SOL	BS-5443	
A 45-12 (95839211, 95839231, 95839311, 95839317...)	90/122	05/96->05/99	SOL	BS-5861		SOL	BS-5443	
<b>DAILY II Dumptruck</b>								
35-10 K (15030111, 15030211, 15030311, 15031111...)	76/103	01/97->05/99	SOL	BS-5861		SOL	BS-5443	
35-12 K (15130311, 15130411, 15131111, 15131204...)	90/122	09/96->08/98	SOL	BS-5861		SOL	BS-5443	
35-8 K (14930304, 14931104, 14931111, 14931115...)	62/84	09/98->05/99	SOL	BS-5861		SOL	BS-5443	
45-10 (13031204, 13031211, 13031212, 13031224, 13031231...)	76/103	01/92->04/96				SOL	BS-5443	
49-10 K (13056212, 13056224, 13056231, 13056237...)	76/103	01/89->04/96				SOL	BS-5443	
49-10 K (15056204, 15056211, 15056304, 15056311)	76/103	05/96->05/99	SOL	BS-5861		SOL	BS-5443	
49-12 K	90/122	05/96->05/99	SOL	BS-5861		SOL	BS-5443	
49-12 K (13136204, 13136211, 13136212, 13136224...)	85/116	06/90->04/96				SOL	BS-5443	
59-12 K (13156211, 13156212, 13156231, 13156311...)	85/116	05/91->04/96				SOL	BS-5443	
59-12 K (15176211, 15176304, 15176311, 15176315...)	90/122	05/96->05/99	SOL	BS-5861		SOL	BS-5443	
<b>DAILY II Platform/Chassis</b> 								
30-10	76/103	01/98->05/99	SOL	BS-5861		SOL	BS-5443	
30-8 (10011131, 10011132, 10011231, 10011232, 10011237...)	60/82	01/92->08/98				SOL	BS-5443	
30-8 (10011131, 10011132, 10011231, 10011232, 10011237...)	62/84	09/98->05/99				SOL	BS-5443	
30-8 (12910211, 12911111, 12911112, 12911117, 12911131...)	55/75	01/92->08/98	SOL	BS-5861 MD 12910211/12910231		SOL	BS-5443 MD 12910211/12910231	
30-8 (12910211, 12911111, 12911112, 12911117, 12911131...)	60/82	01/92->08/98				SOL	BS-5443	








	kW/HP		Type			Type		
30-8 (12910211, 12911111, 12911112, 12911117, 12911131...)	55/75	01/92->08/98	SOL	BS-5861		SOL	BS-5443	MD 12910211/12910231
30-8 (12910211, 12911111, 12911112, 12911117, 12911131...)	60/82	01/92->08/98				SOL	BS-5443	
30-8 (14911111, 14911117, 14911211, 14911215, 14911217...)	62/84	09/98->05/99				SOL	BS-5443	
35-10	80/109	01/89->12/96				SOL	BS-5443	
35-10 (12971112, 12971212, 12971312, 12971317, 12976112...)	68/92	01/89->12/96				SOL	BS-5443	
35-10 (12971112, 12971212, 12971312, 12971317, 12976112...)	76/103	01/89->12/96				SOL	BS-5443	
35-10 (15030111, 15030211, 15030311, 15031111, 15031117...)	76/103	01/96->05/99	SOL	BS-5861		SOL	BS-5443	
35-12 (13110131, 13110211, 13110231, 13110311, 13110312...)	85/116	01/90->04/96				SOL	BS-5443	
35-12 (15130311, 15130411, 15131111, 15131204, 15131211...)	90/122	05/96->05/99	SOL	BS-5861		SOL	BS-5443	
35-8 (12931102, 12931104, 12931111, 12931112, 12931117...)	55/75	01/89->08/98				SOL	BS-5443	
35-8 (12931102, 12931104, 12931111, 12931112, 12931117...)	60/82	01/89->08/98	SOL	BS-5861	01/96->	SOL	BS-5443	01/96->
35-8 (12931102, 12931104, 12931111, 12931112, 12931117...)	55/75	01/89->08/98				SOL	BS-5443	
35-8 (12931102, 12931104, 12931111, 12931112, 12931117...)	60/82	01/89->08/98	SOL	BS-5861		SOL	BS-5443	
35-8 (14930304, 14931104, 14931111, 14931115, 14931204...)	62/84	09/98->05/99	SOL	BS-5861		SOL	BS-5443	
40-10 W 4x4	76/103	01/97->05/99				SOL	BS-5443	
45-10 (13031204, 13031211, 13031212, 13031224, 13031231...)	76/103	01/89->04/96				SOL	BS-5443	
49-10 (13050211, 13050231, 13050304, 13050311, 13050331...)	76/103	01/89->04/96				SOL	BS-5443	
49-10 (15050304, 15050404, 15050411, 15051204, 15051211...)	76/103	05/96->05/99	SOL	BS-5861		SOL	BS-5443	
49-12 (13130211, 13130231, 13130304, 13130311, 13130312...)	85/116	06/90->04/96				SOL	BS-5443	
49-12 (15150211, 15150311, 15150404, 15150411, 15151204...)	90/122	05/96->05/99	SOL	BS-5861		SOL	BS-5443	
59-12 (13150204, 13150211, 13150231, 13150311, 13150312...)	85/116	05/91->04/96				SOL	BS-5443	
59-12 (15170211, 15170304, 15170311, 15170504, 15170511...)	90/122	05/96->05/99	SOL	BS-5861		SOL	BS-5443	
<b>DAILY III Box Body / Estate</b> 								
2.8 CNG	78/106	05/99->07/07	SOL	BS-5861	-->ch.5494381; MD Daily 35C11; -->ch.5484644; MD Daily 50C11; MD Daily 50C11P	SOL	BS-5443	MD Daily 35C11; MD Daily 50C11; MD Daily 50C11P
29 L 11 V	78/106	05/99->07/07				SOL	BS-5443	
29 L 13	92/125	05/01->07/07				SOL	BS-5443	
29 L 14	100/136	01/05->04/06				SOL	BS-5443	
29 L 9 V	62/84	05/99->07/07				SOL	BS-5443	
29 L 9 V	66/90	11/01->04/06				SOL	BS-5443	
35 C 12 V, 35 S 12 V (AGKA43A2, AGKB43A2, AGKB46A2...)	85/116	09/02->07/07	SOL	BS-5861	ch.5484644->; -->ch.D239462	SOL	BS-5443	MD Daily 35C12; MD Daily 35C12P
35 C 14	100/136	09/04->04/06	SOL	BS-5861	ch.5484644->; -->ch.D267329	SOL	BS-5443	
35 C 14, 35 S 14	100/136	01/05->04/06	SOL	BS-5861		SOL	BS-5443	
35 C 17, 35 S 17	122/166	01/05->04/06	SOL	BS-5861	ch.5484644->; -->ch.D267329; MD Daily 35C17; MD Daily 35C17P	SOL	BS-5443	MD Daily 35C17; MD Daily 35C17P
35 S 10 (ANJA41A1, ANJA42A2, ANJA42AB, ANJA43A, ANJAV1A...)	70/95	09/02->07/07	VEN	BS-5447				
35 S 11 V, 35 C 11 V	78/106	05/99->07/07	SOL	BS-5861	MD Daily 35C11; MD Daily 35C11P	SOL	BS-5443	MD Daily 35C11; MD Daily 35C11P
35 S 13 V, 35 C 13 V	92/125	05/99->07/07	SOL	BS-5861	MD Daily 35C13; MD Daily 35C13P; ch.5484644->; -->ch.D239462	SOL	BS-5443	MD Daily 35C13; MD Daily 35C13P
35 S 15 V, 35 C 15 V (A6HCV3B2, A6HBV4B2, A6HC41B2...)	107/146	11/02->07/07	SOL	BS-5861	ch.5484644->; -->ch.D267329	SOL	BS-5443	
35 S 9 V	66/90	11/01->04/06				SOL	BS-5443	

	<b>kw/HP</b>		<b>Type</b>			<b>Type</b>		
35 S 9 V,35 C 9 V	62/84	05/99->07/07	SOL	BS-5861		SOL	BS-5443	
40 C 13	92/125	05/99->04/06	SOL	BS-5861	->ch.5494381	SOL	BS-5443	
40 C 14	100/136	01/05->04/06				SOL	BS-5443	
40 C 14	100/136	09/04->04/06	SOL	BS-5861		SOL	BS-5443	
40 C 15	107/146	11/01->04/06	SOL	BS-5861	->ch.5494381	SOL	BS-5443	
40 C 17, 40 S 17	122/166	01/05->04/06	SOL	BS-5861	->ch.5494381	SOL	BS-5443	
50 C 11	78/106	05/99->07/07	SOL	BS-5861	->ch.5484644	SOL	BS-5443	
50 C 13	92/125	05/99->07/07	SOL	BS-5861	->ch.5484644	SOL	BS-5443	
50 C 14	100/136	09/04->04/06	SOL	BS-5861	->ch.5484644	SOL	BS-5443	
50 C 15	107/146	01/01->04/06	SOL	BS-5861	->ch.5484644	SOL	BS-5443	
50 C 17	122/166	09/04->04/06	SOL	BS-5861	->ch.5484644	SOL	BS-5443	
65 C 14	100/136	09/04->04/06				SOL	BS-5443	
65 C 15	107/146	11/01->04/06				SOL	BS-5443	
65 C 17	122/166	09/04->04/06				SOL	BS-5443	
<b>DAILY III Bus</b> 								
35 S 13, 40 C 13, 50 C 13	92/125	05/99->05/06	SOL	BS-5861	->ch.5484644; MD Daily 50C13P; MD Daily 50C13	SOL	BS-5443	MD Daily 50C13; MD Daily 50C13P
40 C 11, 50 C 11	78/106	05/99->05/06	SOL	BS-5861	->ch.5484644; MD Daily 50C11	SOL	BS-5443	
40 C 15, 50 C 15	107/146	05/99->05/06	SOL	BS-5861	->ch.5484644	SOL	BS-5443	
40 C 17, 50 C 17	122/166	01/04->05/06	SOL	BS-5861	->ch.5484644	SOL	BS-5443	
50 C 11 Natural Power [CNG]	78/106	05/02->05/06	SOL	BS-5861	->ch.5484644	SOL	BS-5443	
<b>DAILY III Platform/Chassis</b> 								
29 L 11	78/105	05/99->04/06				SOL	BS-5443	
29 L 13	92/125	11/01->04/06				SOL	BS-5443	
29 L 14 [AHRA11C1B1, AHRA14C1B1, AHRA64C1B1]	100/136	11/05->04/06				SOL	BS-5619	
29 L 9	62/84	05/99->04/06				SOL	BS-5443	
29 L 9	66/90	11/01->04/06				SOL	BS-5443	
35 C 10 V , 35 S 10 V [AMJA11A1, AMJA14A1, AMJA64A1...]	70/95	09/02->04/06	SOL	BS-5861	->ch.5494381; MD Daily 35C10	SOL	BS-5443	MD Daily 35C10
35 C 12 , 35 S 12 [AEKA14A1, AEKA64A1...]	85/116	09/02->04/06	SOL	BS-5861	ch.5484644->; ->ch.D239462	SOL	BS-5443	MD 35C12
35 C 14	100/136	09/04->04/06	SOL	BS-5861	ch.5484644->; ->ch.D239462	SOL	BS-5443	
35 C 14, 35 S 14	100/136	01/05->04/06	SOL	BS-5861	ch.5484644->; ->ch.D239462	SOL	BS-5443	
35 C 15	107/146	11/01->04/06	SOL	BS-5861	->ch.5484644; ->ch.D239462	SOL	BS-5443	
35 C 17, 35 S 17	122/166	01/05->04/06	SOL	BS-5861	MD Daily 35C17; MD Daily 35C17P; ch.5484644->; ->ch.D239462	SOL	BS-5443	MD Daily 35C17; MD Daily 35C17P
35 C 9, 35 S 9	66/90	11/01->04/06	SOL	BS-5861	MD Daily 35C9; ch.5484644->; ->ch.D239462	SOL	BS-5443	MD Daily 35C9
35 S 11,35 C 11 [A2FC13AA, A6FBU4AB, A2NB14A1, A2ND13A1...]	78/106	05/99->04/06	SOL	BS-5861	MD Daily 35C11; MD Daily 35C11P	SOL	BS-5443	MD Daily 35C11; MD Daily 35C11P
35 S 13,35 C 13	92/125	05/99->04/06	SOL	BS-5861	MD Daily 35C13; MD Daily 35C13P; ch.5484644->; ->ch.D239462	SOL	BS-5443	MD Daily 35C13; MD Daily 35C13P
35 S 9,35 C 9	62/84	05/99->04/06	SOL	BS-5861	MD Daily 35C9; MD Daily 35C9P; ch.5484644->; ->ch.D239462	SOL	BS-5443	MD Daily 35C9; MD Daily 35C9P
40 C 13	92/125	05/99->04/06	SOL	BS-5861	->ch.D239462; ->ch.5484644	SOL	BS-5443	
40 C 14	100/136	01/05->04/06	SOL	BS-5861		SOL	BS-5443	









	kw/HP		Type			Type		
40 C 14	100/136	09/04->04/06	SOL	BS-5861		SOL	BS-5443	
40 C 15	107/146	11/01->04/06	SOL	BS-5861		SOL	BS-5443	
40 C 17, 40 S 17	122/166	01/05->04/06	SOL	BS-5861		SOL	BS-5443	
50 C 11	78/106	05/99->04/06	SOL	BS-5861	->ch.5484644	SOL	BS-5443	
50 C 13	92/125	05/99->04/06	SOL	BS-5861	->ch.5484644	SOL	BS-5443	
50 C 14	100/136	09/04->04/06	SOL	BS-5861	->ch.5484644	SOL	BS-5443	
50 C 15	107/146	01/01->04/06	SOL	BS-5861	->ch.5484644	SOL	BS-5443	
50 C 17	122/166	09/04->04/06	SOL	BS-5861	->ch.5484644	SOL	BS-5443	
65 C 14	100/136	09/04->04/06				SOL	BS-5443	
65 C 15	107/146	11/01->04/06				SOL	BS-5443	
65 C 17	122/166	09/04->04/06				SOL	BS-5443	
<b>DAILY IV Box Body / Estate</b> 								
29L10 V	70/95	05/06->08/11				VEN	BS-5446	
						SOL	BS-5619	wheel base 3000 (mm)
29L12 V, 29L12 V/P	85/116	05/06->08/11				VEN	BS-5446	
						SOL	BS-5619	
29L14 C, 29L14 C/P, 29L14 V, 29L14 V/P	100/136	05/06->08/11				VEN	BS-5446	
						SOL	BS-5619	
35C10, 35S10	70/95	05/06->08/11	VEN	BS-5447		VEN	BS-5446	
						SOL	BS-5619	-> payload 3450 kg; payload 3750 kg
35C11 V, 35S11 V	78/106	07/07->08/11	VEN	BS-5447	MD 35C11	VEN	BS-5446	
						SOL	BS-5619	MD 35S11
35C12 V, 35C12 V/P, 35S12 V, 35S12 V/P	85/116	05/06->08/11	VEN	BS-5447	06/06->	VEN	BS-5446	
						SOL	BS-5619	06/06->: -> payload 3450 kg; payload 3750 kg ->
35C13 V, 35C13 V/P, 35S13 V, 35S13 V/P	93/126	07/07->08/11	VEN	BS-5447	MD 35C13; MD 35C13P	VEN	BS-5446	
						SOL	BS-5619	MD 35S13; MD 35S13P
35C14 GV, 35C14 GV/P, 35S14 GV, 35S14 GV/P	100/136	07/07->08/11	VEN	BS-5447	MD Daily 35C14	VEN	BS-5446	
						SOL	BS-5619	MD 35S14; MD 35S14P
35C14 V, 35C14 V/P, 35S14 V, 35S14 V/P	103/140	07/07->08/11	VEN	BS-5447	MD 35C14; MD 35C14P	VEN	BS-5446	
						SOL	BS-5619	MD 35S14; MD 35S14P
35C15 V, 35C15 V/P	107/146	05/06->08/11	VEN	BS-5447		SOL	BS-5443	06/06->: payload 3950 kg
						VEN	BS-5446	
35C17 V, 35C17 V/P, 35S17 V, 35S17 V/P	125/170	07/07->08/11	VEN	BS-5447	MD 35C17; MD 35C17P	VEN	BS-5446	
						SOL	BS-5619	MD 35S17; MD 35S17P
35C18 V, 35C18 V/P, 35S18 V, 35S18 V/P	130/176	05/06->08/11	VEN	BS-5447	MD 35C18; MD 35C18P	VEN	BS-5446	
						SOL	BS-5619	MD 35S18; MD 35S18P
35S14 C, 35S14 C/P, 35S14 V, 35S14 V/P, 35C14 V, 35C14 V/P	100/136	05/06->08/11	VEN	BS-5447		VEN	BS-5446	
						SOL	BS-5619	








	kW/HP		Type			Type		
40C10 V	70/95	05/06->08/11	VEN	BS-5447		SOL	BS-5443	
						VEN	BS-5446	
40C11 V	78/106	07/07->08/11	VEN	BS-5447				
40C12 V, 40C14 V/P	85/116	05/06->08/11	VEN	BS-5447		SOL	BS-5443	
						VEN	BS-5446	
40C13 V, 40C13 V/P	93/126	07/07->08/11	VEN	BS-5447		SOL	BS-5443	
40C14 GV, 40C14 GV/P	100/136	07/07->08/11	VEN	BS-5447		SOL	BS-5443	
40C14 V, 40C14 V/P	103/140	07/07->08/11	VEN	BS-5447		SOL	BS-5443	
40C15 V, 40C15 V/P	107/146	05/06->08/11	VEN	BS-5447	payload 3300 kg	SOL	BS-5443	06/06->; payload 3950 kg
						VEN	BS-5446	
40C17 V, 40C17 V/P	125/170	07/07->08/11	VEN	BS-5447		SOL	BS-5443	
40C18 V, 40C18 V/P	130/176	05/06->08/11	VEN	BS-5447		SOL	BS-5443	06/06->; payload 3950 kg
						VEN	BS-5446	
45C15 V	107/146	05/06->08/11	VEN	BS-5447		SOL	BS-5443	
						VEN	BS-5446	
45C17 V, 45C17 V/P	125/170	07/07->08/11	VEN	BS-5447		SOL	BS-5443	
45C18	130/176	05/06->08/11	VEN	BS-5447		SOL	BS-5443	
						VEN	BS-5446	
50C14 GV, 50C14 GV/P	100/136	07/07->08/11	VEN	BS-5447		SOL	BS-5443	
50C14 V, 50C14 V/P	103/140	07/07->08/11	VEN	BS-5447		SOL	BS-5443	
50C15 V, 50C15 V/P	107/146	05/06->08/11	VEN	BS-5447		SOL	BS-5443	
						VEN	BS-5446	
50C17 V, 50C17 V/P	125/170	07/07->08/11	VEN	BS-5447		SOL	BS-5443	
50C18 V, 50C18 V/P	130/176	05/06->08/11	VEN	BS-5447		SOL	BS-5443	06/06->
						VEN	BS-5446	
65C18	130/176	05/06->08/11	VEN	BS-5447		SOL	BS-5443	06/06->; payload 4350 kg
<b>DAILY IV Bus</b> 								
35S14 G	100/136	07/09->08/11	VEN	BS-5447		SOL	BS-5443	
35S14, 35S14 /P	100/136	05/06->08/11				SOL	BS-5619	
<b>DAILY IV Dumptruck</b>								
35C10 K	70/95	05/06->08/11	VEN	BS-5447		VEN	BS-5446	
35C11 K, 35C11 DK, 35S11 K, 35S11 DK	78/106	07/07->08/11	VEN	BS-5447				
35C12	85/116	05/06->08/11	VEN	BS-5447	06/06->	VEN	BS-5446	
35C13 K, 35C13 DK, 35S13 K, 35S13 DK	93/126	07/07->08/11	VEN	BS-5447				
35C14 K, 35C14 DK, 35S14 K, 35S14 DK	103/140	07/07->08/11	VEN	BS-5447				
35C15	107/146	05/06->08/11	VEN	BS-5447		VEN	BS-5446	
35C17 K, 35C17 DK, 35S17 K, 35S17 DK	125/170	07/07->08/11	VEN	BS-5447	MD 35C17	SOL	BS-5619	MD 35S17P

	kw/HP		Type			Type			
35C18	130/176	05/06->08/11	VEN	BS-5447		SOL	BS-5443	06/06->; payload 3950 kg	
						VEN	BS-5446		
35S14 K, 35S14 DK	100/136	07/07->08/11				SOL	BS-5619	-> payload 3000 kg; payload 3450 kg ->	
40C14 K, 40C14 DK	103/140	07/07->08/11	VEN	BS-5447		SOL	BS-5443		
40C17 K, 40C17 DK	125/170	07/07->08/11	VEN	BS-5447		SOL	BS-5443		
50C14 K, 50C14 DK	103/140	07/07->08/11	VEN	BS-5447		SOL	BS-5443		
50C15	107/146	05/06->08/11	VEN	BS-5447	06/06->	SOL	BS-5443	06/06->	
						VEN	BS-5446		
50C17 K, 50C17 DK	125/170	07/07->08/11	VEN	BS-5447		SOL	BS-5443		
50C18	130/176	05/06->08/11	VEN	BS-5447	06/06->	SOL	BS-5443	06/06->	
						VEN	BS-5446		
<b>DAILY IV Platform/Chassis</b> 									
29L10	70/95	05/06->08/11				VEN	BS-5446		
						SOL	BS-5619	RHD; wheel base 3000 (mm); for model year 190506	
29L12	85/116	05/06->08/11				VEN	BS-5446		
						SOL	BS-5619	for model year 190507	
29L14	100/136	05/06->08/11				VEN	BS-5446		
						SOL	BS-5619		
35C10, 35S10	70/95	05/06->08/11	VEN	BS-5447	MD Daily 35C10	VEN	BS-5446		
						SOL	BS-5619	wheel base 3450 (mm); wheel base 3750 (mm)	
35C11, 35S11, 35S11 D, 35S11 /P	78/106	07/07->08/11	VEN	BS-5447	MD 35C11	VEN	BS-5446		
						SOL	BS-5619	MD 35S11; MD 35S11P	
35C12, 35S12	85/116	05/06->08/11	VEN	BS-5447	MD 35S12H	VEN	BS-5446		
						SOL	BS-5619	MD 35S12; wheelbase 3450 mm ->; -> wheelbase 3750 mm	
35C13, 35C13 /P, 35S13 D, 35S13, 35S13 /P	93/126	07/07->08/11	VEN	BS-5447	MD 35C13; MD 35C13P	VEN	BS-5446		
						SOL	BS-5619	MD 35S13; MD 35S13P	
35C14 G, 35C14 G/P, 35S14 G, 35S14 G/P, 35C14 GD, 35S14 GD	100/136	07/07->08/11	VEN	BS-5447	MD 35C14; MD 35C14P	VEN	BS-5446		
						SOL	BS-5619	MD 35S14; MD 35S14P	
35C14, 35C14 /P, 35S14, 35S14 /P, 35S14 D, 35S14 D/P	103/140	07/07->08/11	VEN	BS-5447	MD 35C14; MD 35C14P	VEN	BS-5446		
						SOL	BS-5619	MD 35S14; MD 35S14P	
35C14, 35S14, 35S14 /P	100/136	05/06->08/11	VEN	BS-5447	MD 35C14	VEN	BS-5446		
						SOL	BS-5619	MD 35S14; -> payload 3000 kg; payload 3450 kg ->	
35C15	107/146	05/06->08/11	VEN	BS-5447		VEN	BS-5446		
35C17, 35C17 /P, 35S17, 35S17 /P, 35S17 D	125/170	07/07->08/11	VEN	BS-5447	MD 35C17; MD 35C17P	VEN	BS-5446		
						SOL	BS-5619	MD 35S17; MD 35S17P	
35C18, 35S18	130/176	05/06->08/11	VEN	BS-5447	MD 35C18; MD 35C18P	VEN	BS-5446		
						SOL	BS-5619	MD 35S18; MD 35S18P; for model year 190506; wheel base 3000 (mm); wheel base 3750 (mm); wheel base 3950 (mm); for model year 190507	

	<b>kW/HP</b>		<b>Type</b>			<b>Type</b>			
35S17 W, 35S17 WD	125/170	07/07->08/11	VEN	BS-5447		SOL	BS-5619		
40C10	70/95	05/06->08/11	VEN	BS-5447		SOL	BS-5443		
						VEN	BS-5446		
40C11, 40C11 D	78/106	07/07->08/11	VEN	BS-5447		SOL	BS-5443		
						SOL	BS-5443		
40C12	85/116	05/06->08/11	VEN	BS-5447		SOL	BS-5443		
						VEN	BS-5446		
40C13, 40C13 /P	93/126	07/07->08/11	VEN	BS-5447		SOL	BS-5443		
40C14 G, 40C14 G/P	100/136	07/07->08/11	VEN	BS-5447		SOL	BS-5443		
40C14, 40C14 /P	103/140	07/07->08/11	VEN	BS-5447		SOL	BS-5443		
						SOL	BS-5443	06/06->; payload 3950 kg	
40C15	107/146	05/06->08/11	VEN	BS-5447		SOL	BS-5443		
						VEN	BS-5446		
40C17, 40C17 /P	125/170	07/07->08/11	VEN	BS-5447		SOL	BS-5443		
40C18	130/176	05/06->08/11	VEN	BS-5447		SOL	BS-5443	payload 3750 kg	
						VEN	BS-5446		
45C14, 45C14 /P	103/140	07/07->08/11	VEN	BS-5447		SOL	BS-5443		
45C15	107/146	05/06->08/11	VEN	BS-5447		SOL	BS-5443		
						VEN	BS-5446		
45C17, 45C17 /P	125/170	07/07->08/11	VEN	BS-5447		SOL	BS-5443		
45C18, 45C18 /P, 45C18 D, 45C18 D/P	130/176	05/06->08/11	VEN	BS-5447		SOL	BS-5443		
						VEN	BS-5446		
50C14 G, 50C14 G/P, 50C14 GD, 50C14 GD/P	100/136	07/07->08/11	VEN	BS-5447		SOL	BS-5443		
50C14, 50C14 /P	103/140	07/07->08/11	VEN	BS-5447		SOL	BS-5443		
50C15	107/146	05/06->08/11	VEN	BS-5447		SOL	BS-5443	06/06->	
						VEN	BS-5446		
50C17, 50C17 /P	125/170	07/07->08/11	VEN	BS-5447		SOL	BS-5443		
50C18	130/176	05/06->08/11	VEN	BS-5447		SOL	BS-5443	06/06->	
						VEN	BS-5446		
55S17 W, 55S17 WD	125/170	07/07->08/11	VEN	BS-5447		SOL	BS-5619		
65C15, 65C15 /P, 65C15 D, 65C15 D/P	107/146	05/06->08/11	VEN	BS-5447		SOL	BS-5443	06/06->; engine F1CE0481F; payload 4350 kg	
<b>DAILY V Box Body / Estate</b> 							SOL	BS-5443	MD Daily 40C11
29L11 V, 35C11 V, 35S11 V, 40C11 V	78/106	09/11->02/14	VEN	BS-5447	MD Daily 40C11	VEN	BS-5446		
						SOL	BS-5619	MD Daily 29L11; MD Daily 35C11; MD Daily 35S11	
29L13 V, 35C13 V, 35S13 V, 40C13 V, 40S13 V	93/126	09/11->02/14	VEN	BS-5447	MD Daily 35C13; MD Daily 35C13P; MD Daily 40C13; MD Daily 40C13P	SOL	BS-5443	MD Daily 40C13; MD Daily 40C13P	
						VEN	BS-5446		
29L15 V, 35C15L V, 40C15L V, 50C15L V	107/146	09/11->02/14	VEN	BS-5447	MD Daily 35C15; MD Daily 35C15P; MD Daily 40C15; MD Daily 50C15; MD Daily 50C15P	SOL	BS-5619	MD Daily 29L13; MD Daily 29L13P; MD Daily 35S13; MD Daily 35S13P	
						VEN	BS-5446	MD Daily 40C15; MD Daily 50C15; MD Daily 50C15P	



	kw/HP		Type			Type		
35C15 V, 40C15 V	107/146	09/11->02/14	VEN	BS-5447	MD Daily 35C15; MD Daily 35C15P; MD Daily 40C15; MD Daily 40C15P; MD Daily 50C15P	SOL	BS-5443	MD Daily 40C15; MD Daily 40C15P; MD Daily 50C15P
						VEN	BS-5446	
						SOL	BS-5619	MD Daily 35S15
35C17 V, 35S17 V, 40C17 V, 45C17 V, 50C17 V, 60C17 V,	125/170	09/11->02/14	VEN	BS-5447	MD Daily 35C17; MD Daily 35C17P; MD Daily 50C17; MD Daily 50C17P	SOL	BS-5443	MD Daily 50C17; MD Daily 50C17P
						VEN	BS-5446	
						SOL	BS-5619	MD S35S17; MD S35S17P
35C21 V, 35S21 V, 40C21 V, 45C21 V, 50C21 V	150/204	09/11->02/14	VEN	BS-5447	MD Daily 35C21; MD Daily 35C21P; MD Daily 40C21; MD Daily 40C21P; MD Daily 50C21; MD Daily 50C21P	SOL	BS-5443	MD Daily 40C21; MD Daily 40C21P; MD Daily 50C21; MD Daily 50C21P
						VEN	BS-5446	
						SOL	BS-5619	MD Daily 35S21; MD Daily 35S21P
50 C Electric	80/109	09/11->02/14	VEN	BS-5447	MD Daily 50C80E; MD Daily 50C80EP	SOL	BS-5443	MD Daily 50C80E; MD Daily 50C80EP
<b>DAILY V Dumptruck</b>								
35C11K, 35S11DKP	78/106	09/11->02/14	VEN	BS-5447				
35C13K, 35C13DKP	93/126	09/11->02/14	VEN	BS-5447				
35C15K, 35S15DKP, 50C15K, 60C15K, 65C15DK, 70C15K	107/146	09/11->02/14	VEN	BS-5447				
35C17K, 35S17DKP, 50C17K, 65C17DK 70C17K	125/170	09/11->02/14	VEN	BS-5447				
<b>DAILY V Platform/Chassis</b> 								
26L11, 26L11D, 35C11D, 35S11, 40C11	78/106	09/11->02/14	VEN	BS-5447	MD Daily 35C11; MD Daily 40C11	SOL	BS-5443	MD Daily 40C11
						VEN	BS-5446	
						SOL	BS-5619	MD Daily 29L11
29L13, 29L13D, 35C13D, 40C13	93/126	09/11->02/14	VEN	BS-5447	MD Daily 35C13; MD Daily 35C13P; MD Daily 40C13; MD Daily 40C13P	SOL	BS-5443	MD Daily 40C13; MD Daily 40C13P
						VEN	BS-5446	
						SOL	BS-5619	MD Daily 29L13; MD Daily 35S13; MD Daily 35S13P
29L15 V, 35C15L V, 40C15L V, 50C15L V	107/146	09/11->02/14	VEN	BS-5447	MD Daily 35C13; MD Daily 35C13P; MD Daily 35C15	SOL	BS-5619	MD Daily 29L15; MD Daily 35S15; MD Daily 35S15P
						SOL	BS-5443	MD Daily 40C15; MD Daily 40C15P; MD Daily 50C15; MD Daily 50C15P
35C15, 35C15D, 35S15, 40C15, 45C15, 50C15, 60C15, 70C15	107/146	09/11->02/14	VEN	BS-5447	MD Daily 35C15; MD Daily 35C15P; MD Daily 40C15; MD Daily 40C15P; MD Daily 50C15; MD Daily 50C15P	VEN	BS-5446	
						SOL	BS-5619	MD Daily 35S15
35C17, 35C17D, 35S17, 40C17, 45C17, 50C17, 60C17, 70C17	125/170	09/11->02/14	VEN	BS-5447	MD Daily 35C17; MD Daily 35C17P; MD Daily 40C17; MD Daily 40C17P; MD Daily 50C17; MD Daily 50C17P	SOL	BS-5443	MD Daily 40C17; MD Daily 40C17P; MD Daily 50C17; MD Daily 50C17P
						VEN	BS-5446	
						SOL	BS-5619	MD Daily 35S17; MD Daily 35S17P
35C21, 35S21, 40C21, 45C21, 50C21, 60C21, 70C21	150/205	09/11->02/14	VEN	BS-5447	MD Daily 35C21; MD Daily 35C21P; MD Daily 40C21; MD Daily 40C21P; MD Daily 50C21; MD Daily 50C21P	SOL	BS-5443	MD Daily 40C21; MD Daily 40C21P; MD Daily 50C21; MD Daily 50C21P
						SOL	BS-5619	MD Daily 35S21; MD Daily 35S21P
<b>DAILY VI Box Body / Estate</b> 								
3.0 Natural Power 35S14, 35C14, 40C14, 50C14, 65C14, 70C14	100/136	03/14->				SOL	BS-5619	MD Daily 35S14P
33S11, 35S11, 35C11	78/106	03/14->				SOL	BS-5619	MD Daily 33S11; MD Daily 35S11
33S13, 35S13, 35C13	93/126	03/14->				SOL	BS-5619	MD Daily 33S13; MD Daily 33S13P; MD Daily 35S13; MD Daily 35S13P
33S15, 35S15, 35C15	107/146	03/14->				SOL	BS-5619	MD Daily 35S15P
35S15, 35C15, 40C15, 50C15, 65C15, 70C15	107/146	03/14->	VEN	BS-5447	wheel base 4100 (mm); MD Daily 40C15; MD Daily 50C15	SOL	BS-5443	MD Daily 40C15; MD Daily 50C15
						SOL	BS-5619	MD Daily 35S15P

	<b>kW/HP</b>		<b>Type</b>			<b>Type</b>		
35S21, 35C21, 40C21, 50C21, 65C21, 70C21	150/205	03/14->	VEN	BS-5447	MD Daily 50C21; MD Daily 50C21P	SOL	BS-5443	MD Daily 50C21; MD Daily 50C21P
						SOL	BS-5619	MD Daily 35S21P
<b>DAILY VI Platform/Chassis</b> 								
33S11, 35S11, 35C11	78/106	03/14->	VEN	BS-5447	MD Daily 35C11	SOL	BS-5619	MD Daily 33S11; MD Daily 35S11; MD Daily 35S11P; wheel base 3000 (mm); MD Daily 35C11
33S13, 35S13, 35C13	93/126	03/14->				SOL	BS-5619	MD Daily 35S13; wheel base 4100 (mm); MD Daily 35S13P
33S15, 35S15, 35C15	107/146	03/14->				SOL	BS-5619	MD Daily 35S15P
35S15, 35C15, 40C15, 50C15, 65C15, 70C15	107/146	03/14->	VEN	BS-5447	wheel base 3450 (mm); wheel base 3750 (mm); wheel base 4100 (mm); MD 8DDB1BB1/8DDB1EB1; MD 8DDB1HB1; MD Daily 40C15; MD Daily 50C15; MD Daily 50C15P	SOL	BS-5443	MD Daily 40C15; MD Daily 40C15P; MD Daily 50C15; MD Daily 50C15P
						SOL	BS-5619	MD Daily 35S15
35S17, 35C17, 40C17, 50C17, 65C17, 70C17	125/170	03/14->	VEN	BS-5447	MD Daily 35C17P; MD Daily 50C17; MD Daily 40C17; wheel base 4100 (mm); MD 8DEB1HB1	SOL	BS-5443	MD Daily 40C17; MD Daily 50C17
						SOL	BS-5619	MD Daily 35S17P
35S21, 35C21, 40C21, 50C21, 65C21, 70C21	150/205	03/14->	VEN	BS-5447	MD Daily 35C21; MD Daily 50C21	SOL	BS-5443	MD Daily 50C21
						SOL	BS-5619	MD Daily 35S21P
Natural Power 35S14, 35C14, 40C14, 50C14, 65C14, 70C14	100/136	03/14->	VEN	BS-5447	MD Daily 35C14; MD Daily 50C14; MD Daily 50C14P	SOL	BS-5443	MD Daily 50C14; MD Daily 50C14P
						SOL	BS-5619	MD Daily 35S14












## JAGUAR

### XF [\_J05\_, CC9]

2.0	177/241	06/12->04/15	VEN	BS-5833		VEN	BS-5438	
2.2 D	147/200	03/12->04/15	VEN	BS-5833		VEN	BS-5438	
2.2 D	120/163	04/11->04/15	VEN	BS-5833		VEN	BS-5438	
2.2 D	140/190	05/11->04/15	VEN	BS-5833		VEN	BS-5438	
2.7 D	152/207	03/08->04/15	VEN	BS-5833		VEN	BS-5438	
3.0	175/238	03/08->04/15	VEN	BS-5833		VEN	BS-5438	
3.0	250/340	03/12->04/15	VEN	BS-5822		VEN	BS-5438	ch.S49011->; ->ch.S49010
			VEN	BS-5833				
3.0 AWD	250/340	10/12->04/15	VEN	BS-5822		VEN	BS-5438	
			VEN	BS-5833				
3.0 D	155/211	03/09->04/15	VEN	BS-5822		VEN	BS-5438	
			VEN	BS-5822				
3.0 D	177/241	03/09->04/15	VEN	BS-5833		VEN	BS-5438	
			VEN	BS-5833				
3.0 D	202/275	03/09->04/15	VEN	BS-5822		VEN	BS-5438	
4.2	219/298	03/08->04/15	VEN	BS-5833		VEN	BS-5438	
4.2 Kompressor	306/416	03/08->04/15	VEN	BS-5822		VEN	BS-5438	
5.0	283/385	03/09->04/15	VEN	BS-5822		VEN	BS-5438	

### XF SPORTBRAKE [CC9]

2.2 D	147/200	09/12->04/14	VEN	BS-5833		VEN	BS-5438	
2.2 D	120/163	09/12->04/14				VEN	BS-5438	
3.0 D	177/241	09/12->04/14	VEN	BS-5822		VEN	BS-5438	ch.S49011->; ->ch.S49010
			VEN	BS-5833				

	<b>kW/HP</b>		<b>Type</b>			<b>Type</b>		
3.0 D	202/275	09/12->04/14	VEN	BS-5822		VEN	BS-5438	ch.S49011->; ->ch.S49010
<b>XJ (N3_, X350, X358) </b>								
2.7 D	152/207	10/05->03/09				VEN	BS-5438	
3.0	175/238	05/03->03/09				VEN	BS-5438	ch.G49701->
4.2	219/298	05/03->03/09				VEN	BS-5438	ch.G49701->
<b>XJ (NNA_, X35_, _J12_, _J24_) </b>								
2.0	177/241	05/12->	VEN	BS-5822		VEN	BS-5438	ch.V39427->; ->ch.V39426
3.0	175/238	01/11->	VEN	BS-5822		VEN	BS-5438	ch.V39427->; ->ch.V39426
3.0	250/340	03/12->	VEN	BS-5822		VEN	BS-5438	ch.V39427->; ->ch.V39426
3.0 AWD	250/340	10/12->	VEN	BS-5822				
3.0 D	221/300	04/15->	VEN	BS-5822		VEN	BS-5438	->ch.V90865
3.0 D	202/275	10/09->	VEN	BS-5822		VEN	BS-5438	
5.0 V 8	283/385	10/09->	VEN	BS-5822		VEN	BS-5438	
5.0 V8	346/471	10/09->				VEN	BS-5438	
5.0 V8	375/510	10/09->				VEN	BS-5438	
<b>XK Convertible (QQ6_, _J43_) </b>								
3.6	190/258	10/07->07/14				VEN	BS-5438	
4.2	291/396	09/07->12/09	VEN	BS-5822		VEN	BS-5438	
4.2 XK8	219/298	03/06->07/14				VEN	BS-5438	
4.2 XKR	306/416	03/06->07/14	VEN	BS-5822		VEN	BS-5438	
5.0 V8	283/385	01/09->07/14	VEN	BS-5822		VEN	BS-5438	
5.0 XKR	375/510	01/09->07/14				VEN	BS-5438	
<b>XK Coupe (QQ6_, _J43_) </b>								
3.5	190/258	07/07->07/14				VEN	BS-5438	
4.2 XK8	219/298	03/06->07/14				VEN	BS-5438	
4.2 XKR	291/396	03/06->07/14	VEN	BS-5822	->12/09	VEN	BS-5438	->12/09
4.2 XKR	306/416	03/06->07/14	VEN	BS-5822		VEN	BS-5438	
5.0 V8	283/385	01/09->07/14	VEN	BS-5822		VEN	BS-5438	
5.0 XKR	375/510	01/09->07/14				VEN	BS-5438	
5.0 XKR	390/530	09/10->07/14				VEN	BS-5438	
5.0 XKR-S	405/550	01/11->07/14				VEN	BS-5438	
<b>X-TYPE (CF1) </b>								
2.0 D	96/130	07/03->11/09	VEN	BS-5361		SOL	BS-5362	
2.0 V6	115/156	03/02->10/05	VEN	BS-5361		SOL	BS-5362	
2.2 D	107/146	01/07->11/09	VEN	BS-5361		SOL	BS-5362	ch.J31226->; ->ch.J31225
2.2 D	110/150	10/05->11/09	VEN	BS-5361		SOL	BS-5362	
2.2 D	114/155	10/05->11/09	VEN	BS-5361		SOL	BS-5362	
2.5 V6 All-wheel Drive	144/196	06/01->11/09	VEN	BS-5361		SOL	BS-5362	
3.0 V6 All-wheel Drive	169/230	06/01->11/07	VEN	BS-5361		SOL	BS-5362	



kW/HP



Type



Type



## X-TYPE Estate [CF1\_]

2.0 D	96/130	02/04->12/09	VEN	BS-5361		SOL	BS-5362
2.0 V6	115/156	11/03->03/09	VEN	BS-5361		SOL	BS-5362
2.2 D	107/146	01/07->12/09	VEN	BS-5361		SOL	BS-5362 ch.J31226-> ->ch.J31225
2.2 D	110/150	10/05->12/09	VEN	BS-5361		SOL	BS-5362
2.2 D	114/155	10/05->12/09	VEN	BS-5361		SOL	BS-5362
2.5	144/196	02/04->12/09	VEN	BS-5361		SOL	BS-5362
3.0	169/230	02/04->12/09	VEN	BS-5361		SOL	BS-5362

## JEEP

## CHEROKEE [KJ]









2.4 4x4	108/147	09/01->01/08	VEN	BS-5727			
2.4 Laredo	108/147	10/01->09/04	VEN	BS-5727			
2.5 CRD 4x4	105/143	09/01->01/08	VEN	BS-5727			
2.8 CRD 4x4	110/150	11/02->01/08	VEN	BS-5727			
2.8 CRD 4x4	120/163	11/04->01/08	VEN	BS-5727			
3.7 4x4	150/204	08/03->01/08	VEN	BS-5727			
3.7 4x4	155/211	09/01->01/08	VEN	BS-5727			
3.7 Laredo	150/204	10/01->09/04	VEN	BS-5727			










## CHEROKEE [KK]











2.8 CRD 4x4	130/177	05/08->	VEN	BS-5760	- H/D	SOL	BS-5905
			VEN	BS-5881	+ H/D		
2.8 CRDi 4x4	147/200	01/10->	VEN	BS-5760	- H/D		
			VEN	BS-5881	+ H/D		
3.7 V6 4x4	157/213	01/08->	VEN	BS-5760	- H/D		
			VEN	BS-5881	+ H/D		
3.7 V6 4x4	151/205	01/08->	VEN	BS-5760	- H/D		
			VEN	BS-5881	+ H/D		

## CHEROKEE [XJ]

2.1 D 4x4	59/80	10/86->09/92	VEN	BS-5184	10/89->	SOL	BS-5193
						DRUM	BS-5560
2.1 TD	59/80	06/89->03/92	VEN	BS-5184		SOL	BS-5193
						DRUM	BS-5560
2.1 TD	64/87	10/84->09/01	VEN	BS-5184		SOL	BS-5193
						DRUM	BS-5560
2.5	90/122	10/86->09/90	VEN	BS-5184		SOL	BS-5193
2.5	89/121	10/90->09/96	VEN	BS-5184		SOL	BS-5193
						DRUM	BS-5560

	kw/HP		Type			Type			
2.5	89/121	10/95->09/01	VEN	BS-5184		SOL	BS-5193		
			VEN	BS-5192		DRUM	BS-5560	->09/96	
2.5 4x4	87/118	10/84->09/86	VEN	BS-5184	MD XJ77	DRUM	BS-5560		
2.5 4x4	90/122	10/86->09/90	VEN	BS-5184	10/89->	SOL	BS-5193		
						DRUM	BS-5560	10/89->; engine EPE	
2.5 i 4x4	87/118	10/84->09/01	VEN	BS-5184	->09/98; MD XJ77; 10/86->; MD XJ78	SOL	BS-5193		
						DRUM	BS-5560	->09/00	
2.5 i 4x4	90/122	12/91->09/01	VEN	BS-5184		SOL	BS-5193	02/99->; ->08/01	
						DRUM	BS-5560	->09/96	
2.5 SE	87/118	10/96->09/99	VEN	BS-5184	->09/98	DRUM	BS-5560		
2.5 TD	85/116	01/88->09/01	VEN	BS-5184	->09/98	DRUM	BS-5560	10/93->; ->09/96	
2.5 Tdi 4x4	85/116	10/96->09/01	VEN	BS-5184	->09/98	DRUM	BS-5560		
4.0	131/178	10/86->09/90	VEN	BS-5184		SOL	BS-5193		
						DRUM	BS-5560	10/89->; engine L400L/M400L; engine M400L	
4.0 4x4	131/178	10/86->09/90	VEN	BS-5184	10/89->	SOL	BS-5193		
						DRUM	BS-5560	10/89->; engine M400L	
4.0 i	136/185	01/88->09/01	VEN	BS-5184	->12/89	SOL	BS-5193		
						DRUM	BS-5560	10/90->; ->09/96	
4.0 i	135/184	02/99->09/01	VEN	BS-5184		DRUM	BS-5560		
						SOL	BS-5193	02/99->; ->08/01	
4.0 i	127/173	07/98->09/01	VEN	BS-5184		SOL	BS-5193		
						DRUM	BS-5560		
4.0 i	135/184	12/91->09/01	VEN	BS-5184		SOL	BS-5193		
						DRUM	BS-5560	->09/96	
4.0 i 4x4	131/178	01/95->09/01	VEN	BS-5184	->09/99	DRUM	BS-5560	10/96->	
<b>COMMANDER [XK]</b> 									
3.0 CRD 4x4	160/218	04/06->12/10	VEN	BS-5203		SOL	BS-5624		
3.7 V6 4x4	157/214	09/05->12/10	VEN	BS-5203		SOL	BS-5624		
4.7 V8 4x4	170/231	09/05->12/10	VEN	BS-5203		SOL	BS-5624		
5.7 V8 4x4	240/326	09/05->12/10	VEN	BS-5203		SOL	BS-5624		
<b>COMPASS [MK49]</b> 									
2.0	115/156	05/11->	VEN	BS-5023		SOL	BS-5435	Ø wheel 18" in	
						SOL	BS-5617	Ø wheel 17" in	
2.0 CRD	103/140	08/06->	VEN	BS-5023		SOL	BS-5617		
2.0 CRD 4x4	103/140	09/06->	VEN	BS-5023		SOL	BS-5617		
2.2 CRD	100/136	05/11->	VEN	BS-5023		SOL	BS-5435	Ø wheel 18" in	
						SOL	BS-5617	Ø wheel 17" in	
2.2 CRD 4x4	100/136	05/11->	VEN	BS-5023		SOL	BS-5435	Ø wheel 18" in	
						SOL	BS-5617	Ø wheel 17" in	

	kw/HP		Type			Type			
2.2 CRD 4x4	120/163	12/10->	VEN	BS-5023		SOL	BS-5435	Ø wheel 18" in	
						SOL	BS-5617	Ø wheel 17" in	
			VEN	BS-5023					
2.4	125/170	08/06->	VEN	BS-5760	- H/D	SOL	BS-5617		
			VEN	BS-5881	+ H/D				
2.4 4x4	125/170	09/06->	VEN	BS-5023		SOL	BS-5617		
<b>GRAND CHEROKEE I (ZJ)</b> 									
2.5 TD 4x4 (Z)	85/115	10/95->04/99	VEN	BS-5184		SOL	BS-5859	Ø wheel 16" in	
2.5 TD Laredo	85/116	10/96->09/98	VEN	BS-5184		SOL	BS-5859		
4.0 i 4x4 (Z)	130/177	10/95->04/99	VEN	BS-5184		SOL	BS-5859		
4.0 i 4x4 (ZJ)	132/180	09/91->04/99	VEN	BS-5184		SOL	BS-5859		
4.0 i 4x4 (ZJ)	135/184	09/91->04/99	VEN	BS-5184		SOL	BS-5859	+ ABS	
4.0 Laredo	131/178	10/96->09/98	VEN	BS-5184		SOL	BS-5859		
5.2	164/223	10/96->09/98	VEN	BS-5184		SOL	BS-5859		
5.2 4x4	164/223	10/96->09/98	VEN	BS-5184		SOL	BS-5859		
5.2 4x4 (Z)	156/212	10/95->04/99	VEN	BS-5184		SOL	BS-5859		
5.2 i 4x4 (ZJ)	155/211	01/92->04/99	VEN	BS-5184		SOL	BS-5859		
5.2 i 4x4 (ZJ)	158/215	09/92->04/99	VEN	BS-5184		SOL	BS-5859		
5.2 Limited 4x4	136/185	10/96->09/98	VEN	BS-5184		SOL	BS-5859		
5.9 i 4x4	177/241	08/97->04/99	VEN	BS-5184		SOL	BS-5859		
<b>GRAND CHEROKEE II (WJ, WG)</b> 									
2.7 CRD 4x4	120/163	10/01->09/05	VEN	BS-5192		SOL	BS-5193		
2.7 CRD 4x4	120/163	10/04->09/05	VEN	BS-5192		SOL	BS-5193		
2.7 CRD Laredo	120/163	10/04->09/05	VEN	BS-5192		SOL	BS-5193		
3.1 TD 4x4	103/140	04/99->12/01	VEN	BS-5192		SOL	BS-5193		
4.0 4x4	140/190	04/99->09/05	VEN	BS-5192		SOL	BS-5193		
4.7 V8	167/227	10/04->09/05	VEN	BS-5203		SOL	BS-5193		
						SOL	BS-5624		
4.7 V8 4x4	162/220	04/99->08/00	VEN	BS-5192		SOL	BS-5193		
4.7 V8 4x4	164/223	04/99->09/05	VEN	BS-5192	->09/04	SOL	BS-5193	->09/04	
						SOL	BS-5624		
4.7 V8 4x4	167/227	06/03->09/05	VEN	BS-5192		SOL	BS-5193		
4.7 V8 4x4	190/258	10/01->09/05	VEN	BS-5192		SOL	BS-5193		
<b>GRAND CHEROKEE III (WH, WK)</b> 									
3.0 CRD 4x4	155/211	05/06->12/10	VEN	BS-5203		SOL	BS-5624	Ø wheel 17" in	
3.0 CRD 4x4	160/218	06/05->12/10	VEN	BS-5203		SOL	BS-5624		
3.7 V6 4x4	157/214	06/05->12/10	VEN	BS-5203		SOL	BS-5624		
4.7 V8 4x4	170/231	06/05->12/10	VEN	BS-5203		SOL	BS-5624	Ø wheel 16" in	
4.7 V8 4x4	223/303	09/07->02/10	VEN	BS-5203		SOL	BS-5624		

	<b>kW/HP</b>		<b>Type</b>			<b>Type</b>			
5.7 V8 4x4	240/326	06/05->12/10	VEN	BS-5203		SOL	BS-5624		
<b>GRAND CHEROKEE IV (WK, WK2)</b> 									
3.0 CRD V6 4x4	140/190	02/11->	VEN	BS-5646	Ø wheel 18 in	VEN	BS-5664	Ø wheel 18 in	
3.0 CRD V6 4x4	177/241	02/11->	VEN	BS-5646	Ø wheel 18 in	VEN	BS-5664	Ø wheel 18 in	
3.6 V6 4x4	210/286	11/10->	VEN	BS-5646	Ø wheel 18 in	VEN	BS-5664	Ø wheel 18 in	
3.6 V6 FlexFuel 4x4	210/286	11/10->				SOL	BS-5624		
5.7 V8 4x4	259/352	11/10->	VEN	BS-5646	Ø wheel 18 in	VEN	BS-5664	Ø wheel 18 in	
<b>PATRIOT (MK74)</b> 									
2.0	115/156	01/11->	VEN	BS-5023		SOL	BS-5435		
2.0 CRD	103/140	02/07->	VEN	BS-5023		SOL	BS-5435		
2.0 CRD 4x4	103/140	02/07->	VEN	BS-5023		SOL	BS-5435		
2.2 CRD 4x4	120/163	01/11->	VEN	BS-5023		SOL	BS-5435	Ø wheel 18" in	
						SOL	BS-5617	Ø wheel 17" in	
2.2 CRD 4x4	100/136	01/11->	VEN	BS-5023		SOL	BS-5435	Ø wheel 18" in	
						SOL	BS-5617	Ø wheel 17" in	
2.4	125/170	06/09->	VEN	BS-5023		SOL	BS-5435		
2.4 4x4	125/170	01/08->	VEN	BS-5023		SOL	BS-5435		
2.4 Eco + 4x4	125/170	07/08->	VEN	BS-5023		SOL	BS-5435	+ ABS	
						SOL	BS-5617		
<b>WRANGLER I (YJ, SJ_)</b> 									
2.5	76/103	01/88->12/91	VEN	BS-5184	01/90->	DRUM	BS-5560	01/90->	
2.5	89/121	12/91->08/96	VEN	BS-5184		SOL	BS-5859		
						DRUM	BS-5560		
4.0	131/178	12/91->08/96	VEN	BS-5184		SOL	BS-5859		
						DRUM	BS-5560		
4.2	84/114	08/86->08/89	VEN	BS-5184					
4.2 2WD	82/111	10/86->09/90	VEN	BS-5184					
<b>WRANGLER II (TJ)</b> 									
2.4	105/143	11/02->04/07				SOL	BS-5859		
						DRUM	BS-5560	->02/06	
2.5	87/118	08/96->04/07	VEN	BS-5184	->12/98	SOL	BS-5859		
						DRUM	BS-5560		
4.0	124/169	06/98->04/07				DRUM	BS-5560	->02/06	
						SOL	BS-5859		
4.0	130/177	08/96->04/07				DRUM	BS-5560	->02/06	
						SOL	BS-5859		
4.0	130/177	08/96->04/07	VEN	BS-5184		DRUM	BS-5560	->12/02	
						SOL	BS-5859		
4.0 Rubicon	128/174	08/03->04/07				SOL	BS-5859		
						DRUM	BS-5560	->02/06	



kW/HP



Type



Type



## KIA

## CARENS I (FC)

1.8 i	81/110	11/00->07/02			SOL	BS-5741	+ ABS
-------	--------	--------------	--	--	-----	---------	-------

## CARENS II (FJ)

1.6	77/105	07/02->	VEN	BS-5701	SOL	BS-5741	
1.8	93/126	07/02->	VEN	BS-5701	SOL	BS-5741	
2.0 CRDi	83/113	07/02->	VEN	BS-5701	SOL	BS-5729	
					SOL	BS-5741	+ ABS
2.0 CRDi	103/140	11/05->	VEN	BS-5119	SOL	BS-5729	
2.0 CWT	102/139	08/04->	VEN	BS-5701	SOL	BS-5741	

## CARENS III (UN)

1.6 CRDi 110	85/116	10/10->	VEN	BS-5119	SOL	BS-5729	
1.6 CRDi 128	94/128	10/10->	VEN	BS-5119	SOL	BS-5729	
1.6 CWT	97/132	08/09->	VEN	BS-5119	SOL	BS-5729	
1.6 CWT	93/126	10/10->	VEN	BS-5119	SOL	BS-5729	
2.0 CRDi 115	85/115	05/07->	VEN	BS-5119	SOL	BS-5729	
2.0 CRDi 135	100/136	08/09->	VEN	BS-5119	SOL	BS-5729	
2.0 CRDi 140	103/140	09/06->	VEN	BS-5119	SOL	BS-5729	
2.0 CWT	106/144	09/06->	VEN	BS-5119	SOL	BS-5729	

## CARENS IV

1.6 GDi	99/135	03/13->	VEN	BS-5274			
1.7 CRDi	85/116	03/13->	VEN	BS-5274			
1.7 CRDi	100/136	03/13->	VEN	BS-5274			
2.0 GDi	130/177	03/13->	VEN	BS-5274			
2.0 GDi	122/166	03/13->	VEN	BS-5274			

## CARNIVAL / GRAND CARNIVAL III (VQ)

2.2 CRDi	110/150	01/10->	VEN	BS-5756			
2.2 CRDi	143/194	01/10->	VEN	BS-5756			
2.7 V6	139/189	06/06->	VEN	BS-5756			
2.9 CRDi	136/185	06/06->	VEN	BS-5756			

## CARNIVAL I (UP)

2.5 V6	121/165	08/99->10/01	VEN	BS-5761	06/00->		
2.9 TD	93/126	08/99->10/01	VEN	BS-5761	06/00->		

## CARNIVAL II (GQ)

2.5 V6	110/150	10/01->	VEN	BS-5691	12/03->		
			VEN	BS-5761			
2.9 CRDi	106/144	10/01->	VEN	BS-5691	12/03->		
			VEN	BS-5761			





kW/HP



Type



Type



3.5

143/194

07/02-&gt;

VEN

BS-5691

VEN


BS-5761

CEE`D Sportswagon [JD] 
















1.0 T-GDI	74/100	07/15->	VEN	BS-5893	Ø wheel 15` in
1.0 T-GDI	88/120	07/15->	VEN	BS-5893	Ø wheel 15` in
1.4 CRDi 90	66/90	09/12->	VEN	BS-5667	Ø wheel 16` in
1.4 CWT	73/100	09/12->	VEN	BS-5667	Ø wheel 16` in
1.4 MPI	74/101	04/15->	VEN	BS-5893	Ø wheel 15`` in
1.6 CRDi 110	81/110	03/13->	VEN	BS-5667	Ø wheel 16` in
1.6 CRDi 128	94/128	09/12->	VEN	BS-5667	Ø wheel 16` in
1.6 CRDi 136	100/136	07/15->	VEN	BS-5893	Ø wheel 15` in
1.6 GDI	99/135	09/12->	VEN	BS-5667	Ø wheel 16` in














CEE`D [JD] 











1.0 T-GDI	74/100	07/15->	VEN	BS-5893	Ø wheel 15` in		
1.0 T-GDI	88/120	07/15->	VEN	BS-5893	Ø wheel 15`` in		
1.4 CRDi 90	66/90	05/12->	VEN	BS-5667	Ø wheel 16` in		
1.4 CWT	66/90	05/12->	VEN	BS-5667	Ø wheel 16` in		
1.4 CWT	73/100	05/12->	VEN	BS-5667	Ø wheel 16` in		
1.4 MPI	74/101	04/15->	VEN	BS-5893	Ø wheel 15`` in		
1.6 CRDi 115	85/115	05/12->				SOL	BS-5157
1.6 CRDi 128	94/128	05/12->	VEN	BS-5667	Ø wheel 16` in	SOL	BS-5157
1.6 CRDi 136	100/136	07/15->	VEN	BS-5893	Ø wheel 15` in		
1.6 CRDi 90	66/90	05/12->				SOL	BS-5157
1.6 CWT	92/125	05/12->	VEN	BS-5667	Ø wheel 16` in	SOL	BS-5157
1.6 GDI	99/135	05/12->	VEN	BS-5667	Ø wheel 16` in		











CEE`D Hatchback [ED] 















1.4	77/105	12/06->12/12				SOL	BS-5157
1.4	80/109	12/06->12/12				SOL	BS-5157
1.4 CWT	66/90	06/10->12/12				SOL	BS-5157
1.6	93/126	02/08->12/12				SOL	BS-5157
1.6	85/115	09/07->12/12				SOL	BS-5157
1.6	90/122	12/06->12/12				SOL	BS-5157
1.6 CRDi 115	85/115	12/06->12/12				SOL	BS-5157
1.6 CRDi 128	94/128	10/10->12/12				SOL	BS-5157
1.6 CRDi 90	66/90	12/06->12/12				SOL	BS-5157
1.6 CWT	92/125	10/10->12/12				SOL	BS-5157
2.0	105/143	12/06->12/12				SOL	BS-5157
2.0 CRDi	100/136	06/07->12/12				SOL	BS-5157
2.0 CRDi 140	103/140	09/07->12/12				SOL	BS-5157











	<b>kW/HP</b>		<b>Type</b>			<b>Type</b>		
<b>CEE'D SW (ED)</b> 								
1.4	80/109	09/07->12/12				SOL	BS-5157	
1.4	77/105	10/10->12/12				SOL	BS-5157	
1.4 CWT	66/90	10/10->12/12				SOL	BS-5157	
1.6	85/115	09/07->11/12				SOL	BS-5157	
1.6	90/122	09/07->12/12				SOL	BS-5157	
1.6	93/126	09/07->12/12				SOL	BS-5157	
1.6 CRDi 115	85/115	09/07->12/12				SOL	BS-5157	
1.6 CRDi 128	94/128	10/10->12/12				SOL	BS-5157	
1.6 CRDi 90	66/90	09/07->12/12				SOL	BS-5157	
1.6 CWT	92/125	06/09->12/12				SOL	BS-5157	
2.0	105/143	09/07->12/12				SOL	BS-5157	
2.0 CRDi 140	103/140	09/07->12/12				SOL	BS-5157	
<b>CERATO (LD)</b> 								
1.5 CRDi	75/102	07/05->	VEN	BS-5476		SOL	BS-5651	
1.6	77/105	07/04->	VEN	BS-5476		SOL	BS-5651	
1.6 CRDi	85/115	06/05->	VEN	BS-5476		SOL	BS-5651	
2.0	105/143	04/04->	VEN	BS-5476		SOL	BS-5651	
2.0 CRDi	83/112	04/04->	VEN	BS-5476		SOL	BS-5651	
<b>CERATO II Saloon (TD)</b> 								
1.6	90/122	01/10->	VEN	BS-5882		SOL	BS-5642	
1.6	93/126	01/10->	VEN	BS-5882		SOL	BS-5642	
1.6 CWT	91/124	02/09->	VEN	BS-5882		SOL	BS-5642	
2.0	115/156	01/09->	VEN	BS-5882		SOL	BS-5642	
<b>CERATO KOUP (TD)</b> 								
2.0	115/156	01/09->	VEN	BS-5882		SOL	BS-5642	
<b>CERATO KOUP Coupe</b> 								
2.0 MPi	110/150	12/13->	VEN	BS-5882		SOL	BS-5642	
<b>CERATO Saloon</b> 								
2.0 MPi	110/150	06/13->	VEN	BS-5882		SOL	BS-5642	
<b>CERATO Saloon</b> 								
1.8	85/116	10/01->07/04	VEN	BS-5374		SOL	BS-5300	
						DRUM	BS-5129	- ABS
<b>CLARUS (K9A)</b> 								
1.8 i 16V	85/116	07/96->				SOL	BS-5741	-->08/01; + ABS
2.0 i 16V	98/133	07/96->				SOL	BS-5741	-->08/01
<b>CLARUS Estate (GC)</b> 								
1.8 i 16V	85/116	05/98->				SOL	BS-5741	03/99->; -->08/01; + ABS
2.0 i 16V	98/133	05/98->				SOL	BS-5741	03/99->; -->08/01











	<b>kW/HP</b>		<b>Type</b>			<b>Type</b>		
<b>JOICE</b> 								
2.0	102/139	02/00->	VEN	BS-5133	->11/00	SOL	BS-5140	->09/03
2.0	88/120	09/01->				SOL	BS-5140	+ ABS
<b>MAGENTIS (GD)</b> 								
2.0	100/136	05/01->	VEN	BS-5358		SOL	BS-5297	+ ABS
			VEN	BS-5687				
2.5 V6	124/169	05/01->	VEN	BS-5358		SOL	BS-5297	
			VEN	BS-5687				
<b>MAGENTIS (MG)</b> 								
2.0	121/165	07/09->	VEN	BS-5119		SOL	BS-5273	
2.0	106/144	11/05->	VEN	BS-5119		SOL	BS-5273	
2.0 CRDi	103/140	04/06->	VEN	BS-5119		SOL	BS-5273	
2.0 CRDi	110/150	04/06->	VEN	BS-5119	07/09->	SOL	BS-5273	07/09->
2.0 CRDi	100/136	11/05->12/08	VEN	BS-5119		SOL	BS-5273	
2.7	138/188	11/05->	VEN	BS-5119		SOL	BS-5273	
2.7 V6	142/193	07/09->	VEN	BS-5119		SOL	BS-5273	
<b>OPTIMA</b> 								
1.7 CRDi	100/136	03/12->	VEN	BS-5274	for steel rims	SOL	BS-5640	- elec. handbrake
			VEN	BS-5834				
2.0	125/170	03/12->	VEN	BS-5274	for steel rims	SOL	BS-5640	
			VEN	BS-5834				
2.0	204/277	09/10->				SOL	BS-5640	
2.4	149/203	09/10->	VEN	BS-5834		SOL	BS-5640	
<b>PICANTO (BA)</b> 								
1.0	45/61	04/04->	VEN	BS-5485	->04/11	SOL	BS-5860	->04/11
						DRUM	BS-5236	
1.0	46/63	11/09->	VEN	BS-5485		SOL	BS-5860	+ ABS
						DRUM	BS-5236	
1.1	48/65	04/04->	VEN	BS-5485	->04/11	SOL	BS-5860	->04/11
						DRUM	BS-5236	
1.1 CRDi	55/75	11/05->				SOL	BS-5860	+ ABS
						DRUM	BS-5236	
<b>PICANTO (TA)</b> 								
1.0	49/67	04/15->	VEN	BS-5485	Ø wheel 13` in	SOL	BS-5860	
1.0	51/69	05/11->	VEN	BS-5485		SOL	BS-5860	
1.0 Bi-Fuel	60/82	05/11->	VEN	BS-5485		SOL	BS-5860	
1.0 LPG	49/67	08/13->	VEN	BS-5485		SOL	BS-5860	
1.2	63/85	09/11->	VEN	BS-5485		SOL	BS-5860	
<b>PRO CEE`D (JD)</b> 								
1.0 T-GDI	74/100	07/15->	VEN	BS-5893	Ø wheel 15` in			

	kW/HP		Type			Type		
1.0 T-GDI	88/120	07/15->	VEN	BS-5893	Ø wheel 15` in			
1.4 CRDi 90	66/90	03/13->	VEN	BS-5667	Ø wheel 16` in			
1.4 CWT	73/100	03/13->	VEN	BS-5667	Ø wheel 16` in			
1.4 MPI	74/101	04/15->	VEN	BS-5893	Ø wheel 15` in			
1.6 CRDi 110	81/110	03/13->	VEN	BS-5667	Ø wheel 16` in			
1.6 CRDi 128	94/128	03/13->	VEN	BS-5667	Ø wheel 16` in			
1.6 CRDi 136	100/136	07/15->	VEN	BS-5893	Ø wheel 15` in			
1.6 GDI	99/135	03/13->	VEN	BS-5667	Ø wheel 16` in			
1.6 GT	150/204	06/13->	VEN	BS-5667	Ø wheel 16` in			
<b>PRO CEE'D (ED)</b> 								
1.4	77/105	02/08->09/12				SOL	BS-5157	
1.4	80/109	02/08->09/12				SOL	BS-5157	
1.4 CWT	66/90	06/10->09/12				SOL	BS-5157	
1.6	90/122	02/08->09/12				SOL	BS-5157	
1.6	93/126	02/08->09/12				SOL	BS-5157	
1.6 CRDi 115	85/115	02/08->09/12				SOL	BS-5157	
1.6 CRDi 128	94/128	10/10->09/12				SOL	BS-5157	
1.6 CRDi 90	66/90	02/08->09/12				SOL	BS-5157	
1.6 CWT	92/125	10/10->02/13				SOL	BS-5157	
2.0	105/143	02/08->09/12				SOL	BS-5157	
2.0 CRDi 140	103/140	02/08->09/12				SOL	BS-5157	
2.0 LPG	105/143	01/09->12/09				SOL	BS-5157	
<b>RETONA (CE)</b> 								
2.0 16V	94/128	05/00->	VEN	BS-5191	->08/03			
2.0 TD	61/83	06/99->	VEN	BS-5191	12/99->; ->08/03			
<b>RIO Estate (DC)</b> 								
						DRUM	BS-5189	- ABS; ->06/02
1.3	60/82	08/00->02/05	VEN	BS-5350	08/02->	DRUM	BS-5235	+ ABS; 07/02->
						DRUM	BS-5570	+ ABS; ->06/02
			VEN	BS-5350	08/02->	DRUM	BS-5189	->06/02; - ABS
1.3	55/75	08/00->02/05	VEN	BS-5748	->07/02	DRUM	BS-5235	07/02->; + ABS
						DRUM	BS-5570	->06/02; + ABS
			VEN	BS-5350	08/02->	DRUM	BS-5189	->06/02; - ABS
1.5 16V	72/98	08/00->02/05	VEN	BS-5748	->07/02	DRUM	BS-5235	07/02->; + ABS
						DRUM	BS-5570	->06/02; + ABS
1.5 16V	71/97	09/02->02/05	VEN	BS-5350		DRUM	BS-5235	+ ABS
<b>RIO II (JB)</b> 								
1.4 16V	71/97	03/05->	VEN	BS-5261		SOL	BS-5262	
						DRUM	BS-5912	











	kw/HP		Type			Type		
1.5 CRDi	81/110	03/05->	VEN	BS-5261		SOL	BS-5262	
						DRUM	BS-5912	
1.5 CRDi	65/88	06/08->	VEN	BS-5261		SOL	BS-5262	
						DRUM	BS-5912	
1.6 CWT	82/112	03/05->	VEN	BS-5261		SOL	BS-5262	
						DRUM	BS-5912	
<b>RIO II Saloon (JB)</b> 								
1.4 16V	71/97	03/05->	VEN	BS-5261		SOL	BS-5262	
						DRUM	BS-5912	
1.5 CRDi	81/110	03/05->	VEN	BS-5261		SOL	BS-5262	
						DRUM	BS-5912	
1.5 CRDi	65/88	06/08->	VEN	BS-5261		SOL	BS-5262	
						DRUM	BS-5912	
1.6 16V	82/112	03/05->	VEN	BS-5261		SOL	BS-5262	
						DRUM	BS-5912	
<b>RIO III (UB)</b> 								
1.1 CRDi	55/75	09/11->				SOL	BS-5275	
1.2 CWT	62/84	11/14->	VEN	BS-5276	Ø wheel 14` in	SOL	BS-5275	
1.25 CWT	63/86	09/11->	VEN	BS-5276		SOL	BS-5275	
1.25 CWT	65/88	09/11->	VEN	BS-5274				
1.25 LPG	63/86	09/11->	VEN	BS-5276	Ø wheel 14` in	SOL	BS-5275	
1.4 CRDi	66/90	09/11->				SOL	BS-5275	
1.4 CWT	80/109	09/11->	VEN	BS-5274		SOL	BS-5275	
1.4 CWT	79/107	09/11->	VEN	BS-5274		SOL	BS-5275	
1.6 CWT	90/123	06/12->	VEN	BS-5276		SOL	BS-5275	
<b>RIO III Saloon (UB)</b> 								
1.25 CWT	63/86	10/11->	VEN	BS-5276	Ø wheel 14` in	SOL	BS-5275	
1.4 CWT	80/109	10/11->				SOL	BS-5275	
1.6 CWT	90/123	06/12->	VEN	BS-5276		SOL	BS-5275	
<b>RIO Saloon (DC_)</b> 								
1.3	60/82	08/02->02/05	VEN	BS-5350		DRUM	BS-5189	- ABS
						DRUM	BS-5235	+ ABS
						DRUM	BS-5570	+ ABS
1.3	55/75	09/00->02/05	VEN	BS-5350	08/02->	DRUM	BS-5189	->06/02; - ABS
						DRUM	BS-5235	07/02-; + ABS
						DRUM	BS-5570	->06/02; + ABS
1.5	70/95	09/02->02/05	VEN	BS-5748				














	kW/HP		Type			Type		
1.5 16V	72/98	09/00->02/05	VEN	BS-5350	08/02->	DRUM	BS-5189	->06/02; - ABS
						DRUM	BS-5235	07/02->; + ABS
			VEN	BS-5748	->07/02	DRUM	BS-5570	->06/02; + ABS
<b>SEPHIA (FA)</b> 								
1.5 i	59/80	02/96->10/97	VEN	BS-5190		DRUM	BS-5129	
1.6 i	59/80	01/95->10/97	VEN	BS-5190	->05/96	DRUM	BS-5129	->05/96
1.8 i 16V	82/112	01/95->10/97	VEN	BS-5190	03/97->; + ABS	DRUM	BS-5129	03/97->
<b>SEPHIA Saloon (FA)</b> 								
1.5 i	59/80	02/96->10/97	VEN	BS-5190		DRUM	BS-5129	
1.6 i	59/80	09/93->10/97	VEN	BS-5190	->05/96	DRUM	BS-5129	->05/96
1.8 i 16V	82/112	01/95->10/97	VEN	BS-5190		DRUM	BS-5129	
<b>SHUMA (FB)</b> 								
1.5 i 16V	65/88	10/97->03/01	VEN	BS-5190		SOL	BS-5300	+ ABS
						DRUM	BS-5129	02/98->
1.8 i 16V	81/110	10/97->03/01	VEN	BS-5190	->01/98; + ABS; 02/98->	SOL	BS-5300	
						DRUM	BS-5129	
<b>SHUMA II (FB)</b> 								
1.6	75/101	05/01->08/04	VEN	BS-5374		SOL	BS-5300	+ ABS
						DRUM	BS-5129	
1.8	84/114	04/03->08/04	VEN	BS-5374		SOL	BS-5300	+ ABS
						DRUM	BS-5129	- ABS
<b>SHUMA II Saloon (FB)</b> 								
1.6	75/101	05/01->05/04	VEN	BS-5374		SOL	BS-5300	+ ABS
						DRUM	BS-5129	
<b>SHUMA Saloon (FB)</b> 								
1.5	59/80	03/96->12/98	VEN	BS-5190	02/98->	SOL	BS-5300	
						DRUM	BS-5129	
1.5 i 16V	65/88	10/97->10/01	VEN	BS-5190		SOL	BS-5300	+ ABS
						DRUM	BS-5129	02/98->; ->03/01
<b>SORENTO I (JC)</b> 								
2.4	102/139	08/02->	VEN	BS-5475		VEN	BS-5669	
2.5 CRDi	120/163	05/06->				VEN	BS-5393	
2.5 CRDi	103/140	08/02->	VEN	BS-5475	->08/06	VEN	BS-5393	09/06->
						VEN	BS-5669	->08/06
2.5 CRDi	125/170	12/06->				VEN	BS-5393	
3.3 V6	177/241	12/06->	VEN	BS-5475		VEN	BS-5669	
3.3 V6 4WD	182/248	11/07->				VEN	BS-5393	
3.5 V6 4WD	143/194	08/02->	VEN	BS-5475		VEN	BS-5669	
<b>SORENTO II (XM)</b> 								
2.0 CRDi	110/150	11/10->				SOL	BS-5442	












	kw/HP		Type			Type		
2.0 CRDi 4WD	110/150	11/10->				SOL	BS-5442	
2.2 CRDi	145/197	11/09->				SOL	BS-5442	
2.2 CRDi 4WD	145/197	11/09->				SOL	BS-5442	
2.4 CWT	141/192	10/12->				SOL	BS-5442	
2.4 CWT	128/174	11/09->				SOL	BS-5442	
2.4 CWT 4WD	141/192	10/12->				SOL	BS-5442	
2.4 CWT 4WD	128/174	11/09->				SOL	BS-5442	
2.4 GDI	141/192	10/12->				SOL	BS-5442	
2.4 GDI 4WD	141/192	10/12->				SOL	BS-5442	
<b>SOUL (AM)</b> 								
1.6 CRDi 115	85/115	02/09->				SOL	BS-5642	
1.6 CRDi 128	94/126	02/09->				SOL	BS-5642	
1.6 CWT	77/105	02/09->				SOL	BS-5642	
1.6 CWT	93/126	02/09->				SOL	BS-5642	
1.6 GDI	103/140	06/11->				SOL	BS-5642	
<b>SOUL II (PS)</b> 								
1.6 CRDi 128	94/126	02/14->	VEN	BS-5667	Ø wheel 16` in	SOL	BS-5800	
1.6 CRDi 136	100/136	04/15->	VEN	BS-5667	Ø wheel 16` in			
1.6 GDI	97/132	02/14->	VEN	BS-5667	Ø wheel 16` in	SOL	BS-5800	
<b>SPECTRA Saloon (LD)</b> 								
1.5 CRDi	75/102	07/05->	VEN	BS-5476		SOL	BS-5651	
1.6	77/105	04/04->	VEN	BS-5476		SOL	BS-5651	
1.6	90/122	05/06->	VEN	BS-5223	- ABS			
			VEN	BS-5476				
1.6 CRDi	85/115	06/05->	VEN	BS-5476		SOL	BS-5651	
2.0	105/143	04/04->	VEN	BS-5476		SOL	BS-5651	
2.0 CRDi	83/112	04/04->	VEN	BS-5476		SOL	BS-5651	
<b>SPORTAGE (JE_, KM_) </b>								
2.0 16V 4WD	104/141	09/04->	VEN	BS-5119		SOL	BS-5207	
2.0 CRDi	100/136	01/06->	VEN	BS-5274		SOL	BS-5273	01/09->
2.0 CRDi	103/140	01/06->	VEN	BS-5119		SOL	BS-5273	
2.0 CRDi	83/113	02/05->	VEN	BS-5119		SOL	BS-5273	
			VEN	BS-5133				
2.0 CRDi	110/150	09/08->	VEN	BS-5274		SOL	BS-5273	01/09->
2.0 CRDi 4WD	100/136	01/06->	VEN	BS-5274		SOL	BS-5207	
2.0 CRDi 4WD	103/140	01/06->	VEN	BS-5119		SOL	BS-5207	
2.0 CRDi 4WD	83/113	09/04->	VEN	BS-5119		SOL	BS-5207	
2.0 CRDi 4WD	110/150	09/08->	VEN	BS-5119		SOL	BS-5207	MD Sportage
			VEN	BS-5274		SOL	BS-5273	MD Sportage Van












	kw/HP		Type			Type		
2.0 i 16V	104/141	09/04->	VEN	BS-5119		SOL	BS-5273	
			VEN	BS-5274				
2.7 V6 4WD	129/175	09/04->	VEN	BS-5119		SOL	BS-5207	
<b>SPORTAGE (K00)</b> 								
2.0	87/118	10/00->08/03	VEN	BS-5191		DRUM	BS-5448	
2.0 4WD	87/118	10/00->08/03	VEN	BS-5191		DRUM	BS-5448	
2.0 i 16V	94/128	10/99->08/03	VEN	BS-5191	->05/01	DRUM	BS-5448	
2.0 i 16V 4WD	94/128	04/94->08/03	VEN	BS-5191	09/97->; ->05/01			
2.0 i 4WD	70/95	04/94->08/99	VEN	BS-5191	09/97->; ->12/98			
2.0 TD 4WD	61/83	10/97->08/03	VEN	BS-5191	->05/01	DRUM	BS-5448	
<b>SPORTAGE (SL)</b> 								
1.6 GDI	99/135	02/11->	VEN	BS-5274		SOL	BS-5157	
1.7 CRDi	85/116	12/10->	VEN	BS-5274		SOL	BS-5157	
2.0 CRDi	100/136	07/10->	VEN	BS-5274		SOL	BS-5157	
2.0 CRDi AWD	100/136	07/10->	VEN	BS-5274		SOL	BS-5207	->08/11
2.0 CWT	120/163	07/10->	VEN	BS-5274		SOL	BS-5157	
2.0 CWT AWD	120/163	07/10->	VEN	BS-5274		SOL	BS-5157	
2.0 GDI	122/166	02/14->	VEN	BS-5274		SOL	BS-5157	
2.0 GDI AWD	122/166	02/14->	VEN	BS-5274		SOL	BS-5207	
<b>VENGA (YN)</b> 								
1.4 CRDi 75	57/78	02/10->				SOL	BS-5874	
1.4 CRDi 75	55/75	02/10->				SOL	BS-5874	
1.4 CRDi 90	66/90	02/10->				SOL	BS-5874	
1.4 CWT	66/90	02/10->				SOL	BS-5874	
1.6 CRDi 115	85/116	02/10->				SOL	BS-5874	
1.6 CRDi 128	94/128	02/10->				SOL	BS-5874	
1.6 CWT	92/125	02/10->				SOL	BS-5874	
<b>LADA</b>								
<b>110</b> 								
1.5	54/73	01/95->	VEN	BS-5840	->09/04	DRUM	BS-5519	->09/04
1.5	57/78	01/95->	VEN	BS-5840	->09/04	DRUM	BS-5519	->09/04
1.5	56/76	10/00->	VEN	BS-5840		DRUM	BS-5519	
1.5 16V	70/95	01/95->	VEN	BS-5840		DRUM	BS-5519	
1.5 16V	67/91	10/00->	VEN	BS-5455		DRUM	BS-5519	->09/04
			VEN	BS-5840	MD Vega			
1.6	60/82	01/00->	VEN	BS-5455	->01/08	DRUM	BS-5519	
			VEN	BS-5840	->01/08			














	kW/HP		Type			Type		
1.6	66/90	01/00->	VEN	BS-5455	DRUM	BS-5519		
			VEN	BS-5840				
1.6	72/98	01/95->	VEN	BS-5840	DRUM	BS-5519		
1.6 16V	67/91	10/04->12/10	VEN	BS-5840	DRUM	BS-5519		
1.6 LPG	60/82	10/04->03/07	VEN	BS-5455	DRUM	BS-5519		
			VEN	BS-5840				
2.0 i	110/150	08/96->	VEN	BS-5455	DRUM	BS-5519		
			VEN	BS-5840				
Wankel	88/120	06/97->	VEN	BS-5455	DRUM	BS-5519		->09/04
			VEN	BS-5840				
<b>111</b> 								
1.5	57/78	01/96->	VEN	BS-5840	06/96->	DRUM	BS-5519	06/96->
1.5	52/71	01/97->	VEN	BS-5840		DRUM	BS-5519	
1.5	58/79	10/00->	VEN	BS-5455	->09/04	DRUM	BS-5519	->09/04
1.5	56/76	10/00->	VEN	BS-5455	DRUM	BS-5519		
			VEN	BS-5840				
1.5 16V	70/95	01/95->	VEN	BS-5840	DRUM	BS-5519		
1.5 16V	67/91	10/00->	VEN	BS-5455	DRUM	BS-5519		
1.6	60/82	01/05->	VEN	BS-5455	DRUM	BS-5519		
1.6	66/90	03/06->	VEN	BS-5455	DRUM	BS-5519		
<b>112</b> 								
1.5	54/73	01/95->	VEN	BS-5840	DRUM	BS-5519		
1.5	57/78	01/95->	VEN	BS-5840	->09/04	DRUM	BS-5519	->09/04
1.5	56/76	10/00->	VEN	BS-5455	DRUM	BS-5519		
			VEN	BS-5840				
1.5 16V	70/95	01/95->	VEN	BS-5455	DRUM	BS-5519		
			VEN	BS-5840				
1.5 16V	67/91	10/00->	VEN	BS-5455	DRUM	BS-5519		
1.6	60/82	01/05->	VEN	BS-5455	DRUM	BS-5519		
1.6	66/90	03/06->	VEN	BS-5455	DRUM	BS-5519		
			VEN	BS-5840				
<b>KALINA Estate (1117)</b> 								
1.4 16V	66/90	11/08->	VEN	BS-5455	DRUM	BS-5519		
1.4 16V LPG	65/88	11/08->	VEN	BS-5455	DRUM	BS-5519		
1.6	62/84	01/10->	VEN	BS-5455	DRUM	BS-5519		
1.6	60/82	10/04->	VEN	BS-5455	DRUM	BS-5519		
<b>KALINA Hatchback (1119)</b> 								
1.4 16V	66/90	11/08->	VEN	BS-5455	DRUM	BS-5519		
1.4 16V LPG	65/88	11/08->	VEN	BS-5455	DRUM	BS-5519		









	kw/HP		Type			Type		
1.6	62/84	01/10->	VEN	BS-5455		DRUM	BS-5519	
1.6	60/82	10/04->	VEN	BS-5455		DRUM	BS-5519	
1.6 16V	66/90	10/04->	VEN	BS-5455		DRUM	BS-5519	
<b>KALINA Saloon (1118)</b> 								
1.4 16V	66/90	11/08->	VEN	BS-5455		DRUM	BS-5519	
1.4 16V LPG	65/88	11/08->	VEN	BS-5455		DRUM	BS-5519	
1.6	62/84	01/10->	VEN	BS-5455		DRUM	BS-5519	
1.6	60/82	10/04->	VEN	BS-5455		DRUM	BS-5519	
1.6 16V	66/90	10/04->	VEN	BS-5455		DRUM	BS-5519	
<b>LARGUS Box</b> 								
1.6	62/84	03/12->	VEN	BS-5231	+ ABS			
1.6	77/105	03/12->	VEN	BS-5231	+ ABS			
<b>LARGUS Estate</b> 								
1.6	62/84	03/12->	VEN	BS-5231				
1.6	77/105	03/12->	VEN	BS-5231				
<b>NADESCHDA (2120)</b> 								
1.7	60/82	12/97->	SOL	BS-5913				
1.7 i	59/80	12/97->	SOL	BS-5913				
1.8	60/82	12/97->	SOL	BS-5913				
1.8 i	67/91	12/97->	SOL	BS-5913				
<b>NIVA (2121)</b> 								
1600	54/73	01/87->03/95	SOL	BS-5913				
1600	56/76	04/80->12/87	SOL	BS-5913				
1600	56/76	12/76->05/87	SOL	BS-5913				
1700 i	59/80	06/96->	SOL	BS-5913				
1700 i 4x4	61/83	09/10->	SOL	BS-5913				
1700 i 4x4	60/82	10/00->	SOL	BS-5913				
1900 Diesel	47/64	01/93->	SOL	BS-5913	->09/00			
1900 Diesel	55/75	01/99->	SOL	BS-5913				
<b>NIVA II (2123)</b> 								
1.7	61/83	08/04->	SOL	BS-5913				
1.7	59/80	09/02->	SOL	BS-5913				
1.7 LPG	57/78	09/02->	SOL	BS-5913				
<b>NOVA (2105)</b> 								
1200 Junior/L (VAZ, WAS2105)	44/60	09/81->	SOL	BS-5839	->09/92			
1300 Spezial/L (VAZ, WAS2105)	48/65	05/81->	SOL	BS-5839				
1500	49/67	05/93->04/04	SOL	BS-5839		DRUM	BS-5519	
1500 S (WAS21093)	52/71	06/89->	SOL	BS-5456		DRUM	BS-5519	
			SOL	BS-5839				


	<b>kW/HP</b>		<b>Type</b>			<b>Type</b>			
1500 Special (VAZ2105, WAS21053)	55/75	03/85->	SOL	BS-5456	10/86->; ->09/00		DRUM	BS-5519	10/86->; ->09/00
			SOL	BS-5839					
1600 (WAS21074)	56/76	01/88->10/01	SOL	BS-5839	->05/94				
1700 i Classic (VAZ2107)	62/84	06/96->	SOL	BS-5839					
<b>PRIORA Estate [2171]</b> 									
1.6	78/106	02/14->	VEN	BS-5840			DRUM	BS-5519	
1.6	72/98	10/09->	VEN	BS-5455					
1.6	60/82	10/09->	VEN	BS-5455					
<b>PRIORA Hatchback [2172]</b> 									
1.6	78/106	02/14->	VEN	BS-5840			DRUM	BS-5519	
1.6	60/82	12/08->	VEN	BS-5455					
1.6	72/98	12/08->	VEN	BS-5840			DRUM	BS-5519	
1.6 LPG	71/96	12/08->	VEN	BS-5840			DRUM	BS-5519	03/09->
<b>PRIORA Saloon [2170]</b> 									
1.6	78/106	02/14->	VEN	BS-5840			DRUM	BS-5519	
1.6	60/82	12/08->	VEN	BS-5455			DRUM	BS-5519	
1.6	72/98	12/08->	VEN	BS-5455			DRUM	BS-5519	
1.6 LPG	71/96	03/09->	VEN	BS-5455			DRUM	BS-5519	
<b>RIVA Estate [2104]</b> 									
1.5 1500	55/75	10/86->04/98	SOL	BS-5456					
			SOL	BS-5839					
1300	48/65	09/85->12/91	SOL	BS-5839					
1500	49/67	08/94->	SOL	BS-5456	->09/00		DRUM	BS-5519	->09/00
			SOL	BS-5839	->09/00				
1500	55/75	09/85->02/93	SOL	BS-5456	10/86->		DRUM	BS-5519	10/86->
			SOL	BS-5839					
1700	62/84	08/94->	SOL	BS-5839	->12/98				
<b>SAMARA [2108, 2109, 2115]</b> 									
1.5	57/78	04/96->	SOL	BS-5456					
1100	39/53	02/88->12/94	SOL	BS-5456			DRUM	BS-5519	
1100	43/58	02/96->	SOL	BS-5456	->07/97		DRUM	BS-5519	->07/97
1300	48/65	01/86->12/94	SOL	BS-5456			DRUM	BS-5519	
1300	46/63	01/88->	SOL	BS-5456			DRUM	BS-5519	
1300	50/68	02/96->	SOL	BS-5456			DRUM	BS-5519	
1300	45/61	09/91->	SOL	BS-5456			DRUM	BS-5519	
1500	53/72	01/88->	SOL	BS-5456			DRUM	BS-5519	
1500	52/71	02/95->	SOL	BS-5456	->12/00		DRUM	BS-5519	->12/00
1500	50/68	09/91->	SOL	BS-5456			DRUM	BS-5519	

	<b>kw/HP</b>		<b>Type</b>			<b>Type</b>		
<b>SAMARA FORMA [21099]</b> 								
1100	39/53	07/91->	SOL	BS-5456	->05/95	DRUM	BS-5519	->05/95
1300	50/68	02/96->	SOL	BS-5456	->12/99	DRUM	BS-5519	->12/99
1300	48/65	05/89->07/97	SOL	BS-5456		DRUM	BS-5519	
1300	46/63	05/90->	SOL	BS-5456	->12/99	DRUM	BS-5519	->12/99
1300	45/61	07/91->	SOL	BS-5456	->05/95	DRUM	BS-5519	->05/95
1500	50/68	07/91->	SOL	BS-5456		DRUM	BS-5519	
1500	53/72	09/91->	SOL	BS-5456	->12/00	DRUM	BS-5519	->12/00
1500	52/71	11/94->	SOL	BS-5456		DRUM	BS-5519	
<b>TOSCANA [2107]</b> 								
1300 (VAZ2107)	48/65	12/85->05/12	SOL	BS-5839	->05/92			
1500 (VAZ2107)	55/75	09/83->02/93	SOL	BS-5839	->05/92			
<b>ZHIGULI</b> 								
1200 L/S (VAZ, WAS2101)	44/60	01/70->06/86	SOL	BS-5839				
1300 (VAZ2101)	48/65	05/78->01/87	SOL	BS-5839				
1300 (WAS21011)	51/69	08/74->08/84	SOL	BS-5839				
1500 (WAS2103, WAS2106)	55/75	09/72->08/84	SOL	BS-5839				
1500 N/S (VAZ2103)	55/75	11/75->10/86	SOL	BS-5839				
1600 (WAS2106)	58/79	09/72->08/84	SOL	BS-5839	11/78->			
1600 N/L (VAZ2103)	57/78	03/79->10/86	SOL	BS-5839				
<b>ZHIGULI Estate</b> 								
1200 (VAZ, WAS2102)	44/60	09/73->08/84	SOL	BS-5839				
1300 (VAZ-21021)	49/67	01/81->12/82	SOL	BS-5839				
1500 (VAZ2102)	54/73	09/73->06/85	SOL	BS-5839	11/77->			
<b>LANCIA</b>								
<b>DEDRA [835]</b> 								
1.6 16V (835EI)	76/103	01/96->07/99	VEN	BS-5008	02/97->	SOL	BS-5007	02/97->
1.6 i.e. (835AA)	66/90	08/89->06/94	SOL	BS-5010	+ ABS	SOL	BS-5007	+ ABS; ->02/93
						DRUM	BS-5481	->02/93
1.6 i.e. (835AB)	57/78	08/89->03/93	SOL	BS-5010	+ ABS	SOL	BS-5007	+ ABS
						DRUM	BS-5481	
1.6 i.e. (835AN)	55/75	04/93->07/99	SOL	BS-5010	->06/94; + ABS	SOL	BS-5007	->06/94; + ABS
						DRUM	BS-5481	->06/94
1.6 LE (835EB) CAT	66/90	07/94->07/99	SOL	BS-5010	->08/97; + ABS	SOL	BS-5007	->08/97; + ABS
						DRUM	BS-5481	->08/97
1.8 16V LE (835FG)	83/113	03/96->07/99	VEN	BS-5008		SOL	BS-5007	
1.8 GT 16V (835EH)	96/131	03/96->07/99	VEN	BS-5086		SOL	BS-5007	
1.8 i.e. (835AC, 835BC)	80/109	09/89->06/94	SOL	BS-5010	+ ABS	SOL	BS-5007	+ ABS
1.8 i.e. (835AT)	66/90	08/93->07/99	SOL	BS-5010	->06/94; + ABS	SOL	BS-5007	->06/94; + ABS













	kW/HP		Type			Type		
1.8 i.e. (835BD, 835AD)	77/105	09/89->07/99	SOL	BS-5010	->06/94; + ABS	SOL	BS-5007	->06/94; + ABS
1.8 i.e. (835FA)	74/101	07/94->07/99	VEN	BS-5008	->08/97	SOL	BS-5007	->08/97
1.9 TDS (835EE, 835EF)	66/90	04/89->07/99	VEN	BS-5008	07/94->	SOL	BS-5007	09/89->
			SOL	BS-5010	09/89->; ->06/94			
2.0 16V (835ED)	102/139	07/94->07/99	VEN	BS-5086	->08/98	SOL	BS-5007	->08/98
2.0 HF Integrale (835AP)	124/169	11/90->07/94				SOL	BS-5007	
2.0 i.e. (835AI)	86/117	09/89->07/92	VEN	BS-5008	+ ABS	SOL	BS-5007	+ ABS
2.0 i.e. (835AL)	83/113	09/89->07/99	VEN	BS-5008	->08/97	SOL	BS-5007	->08/97
2.0 i.e. Turbo (835AR)	119/162	04/91->07/99				SOL	BS-5007	->06/94
2.0 i.e. Turbo Integrale (835AO)	121/165	05/90->07/94				SOL	BS-5007	
2.0 Turbo (835AQ)	130/177	11/90->06/94				SOL	BS-5007	
<b>DEDRA SW (835)</b> 								
1.6 (835EB)	66/90	10/94->07/99	SOL	BS-5010	->08/97; + ABS	SOL	BS-5007	->08/97; + ABS
						DRUM	BS-5481	- ABS
1.6 16V (835EI)	76/103	01/96->07/99	VEN	BS-5008	02/97->	SOL	BS-5007	02/97->
1.8 16V LE (835FG)	83/113	03/96->07/99	VEN	BS-5008	->10/98	SOL	BS-5007	->10/98
1.8 GT 16V (835EH)	96/131	03/96->07/99	VEN	BS-5086		SOL	BS-5007	
1.8 i.e. (835FA)	74/101	07/94->07/99	VEN	BS-5008	->08/97	SOL	BS-5007	->08/97
1.9 TDS (835EE, 835EF)	66/90	07/94->07/99	VEN	BS-5008		SOL	BS-5007	
2.0 16V (835ED)	102/139	07/94->07/99	VEN	BS-5086	->08/98	SOL	BS-5007	->08/98
2.0 Integrale (835ED)	102/139	07/94->07/99				SOL	BS-5007	->08/98
<b>DELTA I (831AB0)</b> 								
2.0 16V HF Evo Integrale (831AB.027)	155/211	06/93->01/94				SOL	BS-5012	
2.0 16V HF Integrale (831AB.026)	144/196	03/89->09/91	VEN	BS-5011				
2.0 HF Integrale (831AB.019)	122/166	11/86->08/88	VEN	BS-5011	->09/87			
2.0 HF Integrale (831AB.024)	133/181	10/87->02/89	VEN	BS-5011				
2.0 HF Integrale (831AB.024S, 831AB.028)	130/177	12/86->12/92	VEN	BS-5011		SOL	BS-5012	07/91->
<b>DELTA II (836)</b> 								
1.4 i.e. (836AF, 836AH)	51/69	10/94->08/99				SOL	BS-5007	+ ABS
						DRUM	BS-5481	
1.6 i.e. (836AD)	55/75	06/93->08/99	SOL	BS-5010	11/93->; ->08/96	SOL	BS-5007	11/93->; ->10/94; + ABS
						DRUM	BS-5481	11/94->; ->08/96; 11/93->; ->10/94
1.6 i.e. (836AP)	66/90	03/96->08/99	SOL	BS-5010	+ ABS	SOL	BS-5007	+ ABS
1.6 i.e. 16V (836AO)	76/103	01/96->08/99	SOL	BS-5010	+ ABS	SOL	BS-5007	+ ABS
1.8 i.e. (836AE)	76/103	06/93->08/99	SOL	BS-5010		SOL	BS-5007	
1.8 i.e. (836AG, 836AL)	66/90	07/94->08/99	SOL	BS-5010	->10/96	SOL	BS-5007	->10/96
1.8 i.e. 16V (836AQ)	83/113	03/96->08/99	VEN	BS-5008	->04/98	SOL	BS-5007	->04/98
1.8 i.e. 16V GT (836AR)	96/131	03/96->08/99				SOL	BS-5007	














	<b>kW/HP</b>		<b>Type</b>			<b>Type</b>		
			VEN	BS-5008	11/96->; + ABS			
1.9 TD (836AM, 836AN)	66/90	10/94->08/99	SOL	BS-5010	11/95->; ->10/96	SOL	BS-5007	+ ABS
			VEN	BS-5011	05/95->; ->10/95			
2.0 16V (836AA, 836CA)	102/139	06/93->08/99				SOL	BS-5007	11/93->
2.0 16V Turbo (836AB)	137/186	06/93->08/99	VEN	BS-5011	05/95->	SOL	BS-5007	05/95->
2.0 16V Turbo (836AS)	142/193	07/96->08/99	VEN	BS-5011		SOL	BS-5007	
<b>DELTA III (844)</b> 								
1.4	88/120	09/08->08/14	VEN	BS-5011		SOL	BS-5013	
1.4	110/150	09/08->08/14				SOL	BS-5013	
1.4 16V	103/140	07/10->08/14				SOL	BS-5013	
1.4 Bifuel	88/120	07/11->08/14	VEN	BS-5011		SOL	BS-5013	
1.6 D Multijet	77/105	04/11->08/14				SOL	BS-5013	
1.6 D Multijet	85/116	08/08->08/14	VEN	BS-5011		SOL	BS-5013	
1.6 D Multijet	88/120	09/08->08/14	VEN	BS-5011		SOL	BS-5013	
1.8	147/200	01/09->08/14				SOL	BS-5013	
1.9 D Multijet	140/190	01/09->08/14				SOL	BS-5013	
2.0 D Multijet	120/163	09/08->08/14				SOL	BS-5013	
2.0 D Multijet	121/165	09/08->08/14				SOL	BS-5013	
<b>LYBRA (839AX)</b> 								
1.6 16V (839AXA1A)	76/103	07/99->10/05				SOL	BS-5013	->09/01
1.8 16V (839AXB1A, 839AXG1A)	96/131	07/99->10/05	VEN	BS-5011	->08/02	SOL	BS-5013	->08/02
1.9 JTD	85/116	05/01->10/05	VEN	BS-5011		SOL	BS-5013	
1.9 JTD (839AXD1A)	77/105	07/99->09/00	VEN	BS-5011		SOL	BS-5013	
1.9 JTD (839AXI1A)	81/110	09/00->05/01	VEN	BS-5011		SOL	BS-5013	
2.0 20V (839AXC11, 839AXC1A)	113/154	07/99->09/00	VEN	BS-5011		SOL	BS-5013	
2.0 20V (839AXH1A)	110/150	09/00->10/05	VEN	BS-5011		SOL	BS-5013	
2.4 20V	125/170	10/01->10/05				SOL	BS-5012	
2.4 JTD	110/150	05/02->10/05	VEN	BS-5011		SOL	BS-5013	
2.4 JTD (839AXE1A)	99/135	07/99->02/01	VEN	BS-5011		SOL	BS-5013	
2.4 JTD (839AXL1A)	103/140	09/00->05/02	VEN	BS-5011		SOL	BS-5013	
<b>LYBRA SW (839BX)</b> 								
1.6 16V (839BXA1A)	76/103	07/99->10/05				SOL	BS-5013	
1.8 16V (839BXB1A, 839BXG1A)	96/131	07/99->10/05	VEN	BS-5011		SOL	BS-5013	
1.9 JTD	85/116	05/01->10/05	VEN	BS-5011		SOL	BS-5013	
1.9 JTD (839BXD1A)	77/105	07/99->09/00	VEN	BS-5011		SOL	BS-5013	
1.9 JTD (839BXI1A)	81/110	09/00->05/01	VEN	BS-5011		SOL	BS-5013	
2.0 20V (839BXC11, 839BXC1A)	113/154	07/99->09/00	VEN	BS-5011		SOL	BS-5013	
2.0 20V (839BXH1A)	110/150	09/00->10/05	VEN	BS-5011		SOL	BS-5013	
2.4 JTD	110/150	05/02->10/05	VEN	BS-5011		SOL	BS-5013	

	<b>kW/HP</b>		<b>Type</b>			<b>Type</b>		
2.4 JTD (839BXE1A)	99/135	10/99->09/00	VEN	BS-5011		SOL	BS-5013	
2.4 JTD (839BXL1A)	103/140	09/00->10/05	VEN	BS-5011		SOL	BS-5013	
<b>MUSA [350]</b> 								
1.3 D Multijet	70/95	03/09->09/12	VEN	BS-5011		SOL	BS-5007	
						DRUM	BS-5573	
1.3 D Multijet	66/90	09/06->09/12	VEN	BS-5011		SOL	BS-5007	
						DRUM	BS-5573	
1.3 D Multijet	51/70	10/04->09/12	VEN	BS-5086		SOL	BS-5007	
1.4	57/78	09/05->09/12	VEN	BS-5086		SOL	BS-5007	
1.4	70/95	10/04->09/12	VEN	BS-5086		SOL	BS-5007	
1.4	66/90	10/07->09/12	VEN	BS-5086		SOL	BS-5007	
1.4 LPG	57/78	11/10->09/12	VEN	BS-5086		SOL	BS-5007	
1.6 D Multijet	85/116	07/08->09/12	VEN	BS-5011		SOL	BS-5007	
1.6 D Multijet	88/120	07/08->09/12	VEN	BS-5011		SOL	BS-5007	
1.9 D Multijet	74/101	10/04->09/12	VEN	BS-5011		SOL	BS-5007	
						DRUM	BS-5573	
<b>THEMA [834]</b> 								
2000 16V (834FA)	112/152	08/92->12/93				SOL	BS-5013	
2000 16V Turbo (834AC)	133/181	12/88->06/90	VEN	BS-5011		SOL	BS-5012	04/89->
			VEN	BS-5014	04/89->	SOL	BS-5013	
2000 16V Turbo (834GC, 834FC)	148/201	10/92->07/94	VEN	BS-5011		SOL	BS-5013	
2000 i.e (834AB)	86/117	09/88->05/92				SOL	BS-5013	
2000 i.e.	83/113	03/86->09/88				SOL	BS-5013	
2000 i.e. (834B)	88/120	11/84->09/88				SOL	BS-5013	
2000 i.e. (834BV)	85/115	09/87->05/92				SOL	BS-5013	
2000 i.e. 16V (834AA)	108/147	05/88->08/92				SOL	BS-5013	04/89->
2000 i.e. 16V (834AI)	104/141	02/89->05/92				SOL	BS-5013	
2000 i.e. 16V Turbo (834AL)	130/177	04/89->05/92	VEN	BS-5011		SOL	BS-5012	
			VEN	BS-5014		SOL	BS-5013	
2000 i.e. Turbo (834C)	122/166	11/84->12/87	VEN	BS-5011	engine 834C046	SOL	BS-5013	
2000 i.e. Turbo (834CV)	110/150	07/86->05/90				SOL	BS-5012	for armoured vc
						SOL	BS-5013	not for armored vc
2500 Turbo D (834D)	74/101	11/84->09/88				SOL	BS-5013	
2500 Turbo DS (834AE)	85/115	06/88->05/92				SOL	BS-5013	
2500 Turbo DS (834AM)	77/105	05/88->07/92				SOL	BS-5012	for armoured vc
						SOL	BS-5013	not for armored vc
2500 Turbo DS (834FE, 834LE)	85/116	05/92->07/94				SOL	BS-5013	

	kw/HP		Type			Type		
2850 V6 i.e. (834AD, 834CD, 834BD)	108/147	06/88->05/92	VEN	BS-5014	for armoured vc	SOL	BS-5012	for armoured vc
						SOL	BS-5013	not for armoured vc
2850 V6 i.e. (834F)	110/150	11/84->09/88				SOL	BS-5013	
3000 V6 (834GD, 834FD)	126/171	08/92->07/94	VEN	BS-5011	+ ABS	SOL	BS-5012	+ ABS
			VEN	BS-5014	+ ABS	SOL	BS-5013	+ ABS
8.32 (834F)	158/215	09/87->05/89	VEN	BS-5014		SOL	BS-5013	
8.32 (834FS)	151/205	10/87->05/92	VEN	BS-5014		SOL	BS-5012	06/91->
						SOL	BS-5013	->05/91
<b>THEMA SW (834)</b> 								
2000 16V (834FA)	112/152	05/92->07/94				SOL	BS-5013	
2000 i.e. 16V (834AA)	108/147	05/89->08/92	VEN	BS-5014	for armoured vc	SOL	BS-5012	for armoured vc
						SOL	BS-5013	not for armoured vc
2000 i.e. 16V (834AI)	104/141	02/89->05/92				SOL	BS-5013	06/90->
2000 i.e. 16V Turbo (834AC)	133/181	12/88->06/90	VEN	BS-5011		SOL	BS-5012	04/89->
			VEN	BS-5014	04/89->	SOL	BS-5013	
2000 i.e. 16V Turbo (834AL)	130/177	04/89->03/93	VEN	BS-5011		SOL	BS-5012	->09/92
			VEN	BS-5014	->09/92	SOL	BS-5013	
2000 Turbo	110/150	01/89->03/92	VEN	BS-5014	for armoured vc	SOL	BS-5012	for armoured vc
						SOL	BS-5013	not for armoured vc
2000 Turbo 16V (834GC, 834FC)	148/201	11/92->07/94	VEN	BS-5011		SOL	BS-5013	
2500 Turbo DS (834AE)	85/115	06/88->05/92				SOL	BS-5013	
2500 Turbo DS (834AM)	77/105	05/88->07/92				SOL	BS-5013	10/90->
2500 Turbo DS (834D)	74/101	03/87->09/90				SOL	BS-5013	
2500 Turbo DS (834FE, 834LE)	85/116	09/92->07/94				SOL	BS-5013	
3000 V6 (834GD, 834FD)	126/171	09/92->07/94	VEN	BS-5011	+ ABS	SOL	BS-5013	+ ABS
<b>VOYAGER MPV (RT)</b> 								
2.8 CRD	120/163	09/11->	DRUM	BS-5900				
3.6 V6 VVT	208/283	09/11->	DRUM	BS-5900				
<b>Y (840A)</b> 								
1.1 (840AE)	40/54	11/95->09/03	SOL	BS-5010	+ ABS; ->07/00	SOL	BS-5007	- ABS; ->07/00
						DRUM	BS-5481	->07/00
1.2 (840AA, 840AF1A)	44/60	03/96->09/03	SOL	BS-5010	+ ABS	SOL	BS-5007	- ABS
						DRUM	BS-5481	
1.2 16V (840AD)	63/86	04/97->09/03	SOL	BS-5010		DRUM	BS-5481	
1.2 16V (840AG1A)	59/80	10/00->09/03	SOL	BS-5010	+ ABS	SOL	BS-5007	
						DRUM	BS-5481	+ ABS
1.4 12V (840AB)	59/80	10/96->09/03	SOL	BS-5010	->02/98; + ABS	DRUM	BS-5481	->02/98; + ABS
1.4 12V (840AC)	55/75	03/96->09/03	SOL	BS-5010	->02/98; + ABS	DRUM	BS-5481	->02/98; + ABS



	kw/HP		Type			Type		
<b>Y10 (156)</b> 								
1.1 Fire (156AG)	40/54	01/95->12/95	SOL	BS-5010	+ ABS	SOL	BS-5007	- ABS
						DRUM	BS-5481	
1.1 Fire All-wheel Drive (156AG)	40/54	01/95->12/95	SOL	BS-5010	+ ABS	SOL	BS-5007	- ABS
						DRUM	BS-5481	
<b>YPSILON (843)</b> 								
1.2	44/60	10/03->12/11	SOL	BS-5010				
1.2	59/80	10/03->12/11	VEN	BS-5086				
1.3 D Multijet	77/105	05/07->12/11	VEN	BS-5086		SOL	BS-5007	+ ABS
1.3 D Multijet	55/75	09/06->12/11	VEN	BS-5086		SOL	BS-5007	+ ABS
1.3 D Multijet	66/90	09/06->12/11	VEN	BS-5086		SOL	BS-5007	+ ABS
1.3 JTD	51/70	10/03->12/11	VEN	BS-5086		SOL	BS-5007	
1.4	57/78	02/06->12/11	VEN	BS-5086		SOL	BS-5007	+ ABS
1.4 16V	70/95	10/03->12/11	SOL	BS-5010	10/06->	SOL	BS-5007	
			VEN	BS-5086				
1.4 LPG	57/78	11/10->12/11	SOL	BS-5010		SOL	BS-5007	+ ABS
<b>LAND ROVER</b>								
<b>DEFENDER Cabrio (LD)</b> 								
2.2 Td4 4x4	90/122	08/11->	VEN	BS-5626		SOL	BS-5713	
2.4 Td4 4x4	90/122	05/07->	VEN	BS-5626		SOL	BS-5713	
2.5 90 TDI 4x4	83/113	09/90->	VEN	BS-5626	-->03/98	SOL	BS-5713	-->03/98
2.5 D 4x4	51/69	09/90->09/01	VEN	BS-5626		SOL	BS-5713	-->ch.WA159806
2.5 Td5 4x4	90/122	06/98->	VEN	BS-5626		SOL	BS-5713	
3.5 4x4	100/136	09/90->12/98				SOL	BS-5713	
<b>DEFENDER Pickup (LD_)</b> 								
2.2 Td4 4x4	90/122	08/11->	VEN	BS-5626		SOL	BS-5713	MD Defender 90
2.4 Td4 4x4	90/122	05/07->	VEN	BS-5626		SOL	BS-5713	
2.5 Td5 4x4	90/122	06/98->	VEN	BS-5626		SOL	BS-5713	
<b>DEFENDER Platform/Chassis (LD)</b> 								
2.2 Td4 4x4	90/122	08/11->	VEN	BS-5626		SOL	BS-5713	
<b>DEFENDER Station Wagon (LD)</b> 								
2.2 Td4 4x4	90/122	08/11->	VEN	BS-5626		SOL	BS-5713	MD Defender 90
2.4 Td4 4x4	90/122	05/07->	VEN	BS-5626		SOL	BS-5713	
2.5 90,110 TDI 4x4	83/113	09/90->12/98	VEN	BS-5626	-->03/98	SOL	BS-5713	-->03/98
2.5 D 4x4	51/69	09/90->09/01	VEN	BS-5626		SOL	BS-5713	-->ch.WA159806
2.5 Td5 4x4	90/122	06/98->	VEN	BS-5626		SOL	BS-5713	
3.5 4x4	86/117	09/90->08/93	VEN	BS-5626	engine 21G	SOL	BS-5713	engine 21G
3.5 4x4	100/136	09/90->12/98				SOL	BS-5713	
3.9 V8 4x4	136/185	11/98->	VEN	BS-5626		SOL	BS-5713	-->ch.WA159806

	<b>kw/HP</b>		<b>Type</b>			<b>Type</b>		
<b>DISCOVERY I (LJ, LG)</b> 								
2.0 16 V 4x4	99/135	06/89->10/98	VEN	BS-5626		SOL	BS-5713	
2.5 D 4x4	90/122	07/94->10/98	VEN	BS-5626		SOL	BS-5713	
2.5 TDI 4x4	83/113	10/89->10/98	VEN	BS-5626		SOL	BS-5713	
3.5 4x4 [SALLJG]	113/154	06/89->06/94	VEN	BS-5626		SOL	BS-5713	
3.9 V8 4x4	134/182	09/93->10/98	VEN	BS-5626		SOL	BS-5713	
<b>DISCOVERY II (LJ, LT)</b> 								
2.5 Td5 4x4	102/139	01/99->06/04				SOL	BS-5165	
4.0 V8 4x4	136/185	11/98->06/04				SOL	BS-5165	
						SOL	BS-5713	->12/98
<b>DISCOVERY III (LA_, TAA)</b> 								
2.7 TD 4x4	140/190	07/04->09/09	VEN	BS-5688		VEN	BS-5778	ch.5A341770->; ->ch.6A393140
4.0 V6 4x4	160/218	10/04->09/09	VEN	BS-5688	not for armored vc	VEN	BS-5778	not for armored vc
4.4 4x4	220/299	07/04->09/09				VEN	BS-5778	
<b>DISCOVERY IV (LA)</b> 								
2.7 TD 4x4	140/190	09/09->	VEN	BS-5688		VEN	BS-5778	
3.0 4x4	250/340	08/13->	VEN	BS-5721	not for armored vc	VEN	BS-5046	+ height-adjus. susp.; not for armored vc
						VEN	BS-5778	- height-adjus. susp.; not for armored vc
3.0 SDV6 4x4	188/256	11/09->	VEN	BS-5721		VEN	BS-5046	
3.0 TD 4x4	155/211	05/10->	VEN	BS-5721	->ch.AA222221	VEN	BS-5046	
3.0 TD 4x4	183/249	07/12->	VEN	BS-5721	->ch.AA222221	VEN	BS-5046	not for armored vc
3.0 TD 4x4	180/245	09/09->	VEN	BS-5721	->ch.AA222221	VEN	BS-5046	
5.0 V8 4x4	276/375	09/09->	VEN	BS-5721	->ch.AA222221	VEN	BS-5046	
<b>DISCOVERY SPORT (LC)</b> 								
2.0 D	110/150	08/15->	VEN	BS-5125				
<b>FREELANDER (LN)</b> 								
1.8 16V 4x4	86/117	11/00->10/06	VEN	BS-5621				
2.0 Td4 4x4	80/109	03/01->10/06	VEN	BS-5621				
2.0 Td4 4x4	82/112	11/00->10/06	VEN	BS-5621				
2.5 V6 4x4	130/177	11/00->10/06	VEN	BS-5621	01/01->			
<b>FREELANDER 2 (LF_, FA_)</b> 								
2.0 Si4 4x4	177/241	10/11->10/14	VEN	BS-5125		SOL	BS-5126	
2.2 eD4	110/150	08/10->10/14	VEN	BS-5125		SOL	BS-5126	
2.2 SD4 4x4	140/190	08/10->10/14	VEN	BS-5125		SOL	BS-5126	
2.2 TD4 4x4	112/152	01/07->10/14	VEN	BS-5125		SOL	BS-5126	
2.2 TD4 4x4	110/150	10/06->10/14	VEN	BS-5125		SOL	BS-5126	
2.2 TD4 4x4	118/160	10/06->10/14	VEN	BS-5125		SOL	BS-5126	
3.2 4x4	171/233	10/06->10/14	VEN	BS-5125		SOL	BS-5126	
			SOL	BS-5263				



kW/HP



Type



Type



## FREELANDER Soft Top (LN\_)

1.8 i 16V 4x4 88/120 02/98-&gt;10/06 VEN BS-5621 01/01-&gt;; ch.V1A000001-&gt;

## RANGE ROVER EVOQUE (LV)

2.0 4x4	177/241	06/11->	VEN	BS-5125		SOL	BS-5212	
2.0 D	110/150	06/15->	VEN	BS-5125	Ø wheel 16` in	SOL	BS-5212	->ch.[V]FH999999
2.0 D 4x4	132/180	05/15->	VEN	BS-5125	Ø wheel 16` in	SOL	BS-5212	->ch.[V]FH999999
2.0 D 4x4	110/150	06/15->	VEN	BS-5125	Ø wheel 16` in	SOL	BS-5212	->ch.[V]FH999999
2.2 D	110/150	06/11->	VEN	BS-5125		SOL	BS-5212	
2.2 D 4x4	110/150	06/11->	VEN	BS-5125		SOL	BS-5212	
2.2 D 4x4	140/190	06/11->	VEN	BS-5125		SOL	BS-5212	

## RANGE ROVER EVOQUE Convertible (LV\_)

2.0 4x4	177/241	02/16->	VEN	BS-5125	->ch.[V]FH999999	SOL	BS-5212	->ch.[V]FH999999
2.0 D 4x4	110/150	02/16->	VEN	BS-5125	->ch.[V]FH999999	SOL	BS-5212	->ch.[V]FH999999
2.0 D 4x4	132/180	02/16->	VEN	BS-5125	->ch.[V]FH999999	SOL	BS-5212	->ch.[V]FH999999

## RANGE ROVER I (AE, AN, HAA, HAB, HAM, HBM, RE, RN)










2.4 TD 4x4	78/106	04/86->12/90	VEN	BS-5626	ch.GA399973->	SOL	BS-5713	
2.4 TD 4x4	78/106	10/85->09/89				SOL	BS-5713	
2.5 TD 4x4	89/121	10/89->04/94	VEN	BS-5626	09/91->	SOL	BS-5713	
3.5 4x4	107/146	01/87->09/90				SOL	BS-5713	->09/89
3.5 4x4	97/132	07/70->08/81				SOL	BS-5713	
3.5 4x4	96/131	10/85->08/91	VEN	BS-5626	+ ABS	SOL	BS-5713	
3.5 Vogue 4x4	93/126	08/81->09/90	VEN	BS-5626	10/89->; + ABS	SOL	BS-5713	+ ABS
3.5 Vogue 4x4	120/163	10/85->09/90				SOL	BS-5713	->09/89
3.9 4x4 CAT	127/173	11/88->07/94	VEN	BS-5626	10/89->	SOL	BS-5713	10/89->
3.9 Vogue SEI 4x4	134/182	11/88->07/94	VEN	BS-5626	10/89->	SOL	BS-5165	05/94->
3.9 Vogue SEI 4x4						SOL	BS-5713	10/89->
4.3 Vogue LSE 4x4	149/203	09/92->07/94	VEN	BS-5626		SOL	BS-5713	







## RANGE ROVER II (LP)

2.5 D 4x4	100/136	07/94->03/02				SOL	BS-5165	
2.5 D 4x4	83/113	08/94->03/02				SOL	BS-5165	
3.9 4x4	140/190	07/94->03/02				SOL	BS-5165	->10/98
4.0 4x4	136/185	06/98->03/02				SOL	BS-5165	
4.6 4x4	160/218	06/98->03/02				SOL	BS-5165	11/98->
4.6 4x4	165/224	07/94->03/02				SOL	BS-5165	

## RANGE ROVER III (LM)

3.0 D 4x4	130/177	03/02->08/12	VEN	BS-5821	not for armored vc; ch.6A000001->	SOL	BS-5165	
3.6 D 4x4	200/272	04/06->08/12	VEN	BS-5689	not for armored vc; ch.6A000001->; ->ch.9A999999; ch.AA000001->; ->ch.BA356996; ch.BA356997->	VEN	BS-5118	not for armored vc; ch.AA000001->
3.6 D 4x4						SOL	BS-5165	10/06->; ->ch.9A999999; not for armored vc

	kw/HP		Type			Type		
						VEN	BS-5046	ch.6A953689->
4.2 4x4	291/396	05/05->08/12	VEN	BS-5689	not for armored vc; ch.6A000001->	VEN	BS-5118	not for armored vc; ch.6A000001->
						SOL	BS-5165	not for armored vc; ->ch.6A228066
4.4 4x4	210/286	03/02->08/12				VEN	BS-5118	not for armored vc; ch.6A000001->
						SOL	BS-5165	->03/05
4.4 4x4	225/306	05/05->08/12	VEN	BS-5821	ch.6A000001->; not for armored vc	VEN	BS-5118	not for armored vc; ch.6A000001->
4.4 D 4x4	230/313	07/10->08/12				SOL	BS-5165	
5.0 4x4	276/375	09/09->08/12	VEN	BS-5689	not for armored vc	VEN	BS-5046	MD Sport
						VEN	BS-5118	not for armored vc
5.0 4x4	375/510	09/09->08/12	VEN	BS-5721		VEN	BS-5046	
<b>RANGE ROVER IV (LG)</b> 								
3.0 4x4	280/380	06/15->	VEN	BS-5889	Ø wheel 20` in	VEN	BS-5888	Ø wheel 20` in
3.0 4x4	250/340	10/13->	VEN	BS-5889	Ø wheel 20` in	VEN	BS-5888	->ch.DA999999
3.0 D 4x4	183/249	08/12->	VEN	BS-5889	->ch.DA999999	VEN	BS-5888	->ch.DA999999
3.0 D 4x4	190/258	08/12->	VEN	BS-5889		VEN	BS-5888	
3.0 D 4x4	155/211	10/13->	VEN	BS-5889	Ø wheel 20` in	VEN	BS-5888	->ch.DA999999
3.0 D Hybrid 4x4	215/292	06/15->	VEN	BS-5889		VEN	BS-5888	
3.0 D Hybrid 4x4	225/306	06/15->	VEN	BS-5889		VEN	BS-5888	
3.0 D Hybrid 4x4	250/340	10/13->	VEN	BS-5889		VEN	BS-5888	->ch.DA999999
4.4 D V8 4x4	250/340	08/12->	VEN	BS-5889		VEN	BS-5888	
5.0 4x4	405/550	06/15->	VEN	BS-5889		VEN	BS-5888	
5.0 4x4	375/510	08/12->	VEN	BS-5889		VEN	BS-5888	
5.0 4x4	276/375	12/13->	VEN	BS-5889	Ø wheel 20` in	VEN	BS-5888	->ch.DA999999
<b>RANGE ROVER SPORT (LS)</b> 								
2.7 D 4x4	140/190	02/05->03/13	VEN	BS-5688	10/06->; ch.6A953689->; Ø wheel 17` in	VEN	BS-5046	Ø wheel 18` in
			VEN	BS-5721	Ø wheel 18` in; Ø wheel 19` in	VEN	BS-5778	Ø wheel 17` in
3.0 D 4x4	155/211	05/10->03/13	VEN	BS-5721	->ch.AA215622	VEN	BS-5046	
3.0 D 4x4	188/256	06/11->03/13	VEN	BS-5721	->ch.AA215622	VEN	BS-5046	
3.0 D 4x4	183/249	08/12->03/13	VEN	BS-5721		VEN	BS-5046	
3.0 D 4x4	180/245	09/09->03/13	VEN	BS-5721		VEN	BS-5046	
3.6 D 4x4	200/272	04/06->03/13	VEN	BS-5721		VEN	BS-5046	
4.2 4x4	287/390	02/05->03/13	VEN	BS-5721		VEN	BS-5046	
4.4 4x4	220/299	02/05->03/13	VEN	BS-5721	Ø wheel 18` in; Ø wheel 19` in	VEN	BS-5046	
5.0 4x4	372/506	04/09->03/13	VEN	BS-5721	->ch.AA215622	VEN	BS-5046	
			VEN	BS-5889	+ sport pack.			
5.0 4x4	276/375	07/09->03/13	VEN	BS-5721		VEN	BS-5046	
5.0 4x4	375/510	09/09->03/13	VEN	BS-5721	->ch.AA215622	VEN	BS-5046	
<b>RANGE ROVER SPORT (LW)</b> 								
3.0 4x4	280/380	06/15->	VEN	BS-5889		VEN	BS-5888	

	kW/HP		Type			Type		
3.0 D 4x4	155/211	04/13->	VEN	BS-5889	07/13->; Ø wheel 20` in	VEN	BS-5888	07/13->; Ø wheel 20` in
3.0 D 4x4	183/249	04/13->	VEN	BS-5889	Ø wheel 20` in	VEN	BS-5888	Ø wheel 20` in
3.0 D 4x4	225/306	09/14->	VEN	BS-5889	Ø wheel 20`` in	VEN	BS-5888	Ø wheel 20`` in
3.0 D Hybrid 4x4	215/292	02/15->	VEN	BS-5889		VEN	BS-5888	
3.0 D Hybrid 4x4	225/306	06/15->	VEN	BS-5889		VEN	BS-5888	
3.0 D Hybrid 4x4	250/340	10/13->	VEN	BS-5889		VEN	BS-5888	
4.4 D 4x4	250/340	10/13->	VEN	BS-5889		VEN	BS-5888	
5.0 4x4	375/510	04/13->	VEN	BS-5889		VEN	BS-5888	
5.0 4x4	405/550	09/14->	VEN	BS-5889		VEN	BS-5888	

## LDV

### CUB

2.3 D 53/72 08/98->09/01 VEN BS-5718

### MAXUS Box

2.5 D 70/95 02/05->12/08 VEN BS-5423 Ø wheel 16 in

2.5 D 99/135 02/06->12/09 VEN BS-5423 Ø wheel 16 in

2.5 D 88/120 10/05->12/09 VEN BS-5423 Ø wheel 16 in

### MAXUS Bus

2.5 D 70/95 02/05->12/08 VEN BS-5423 Ø wheel 16 in

2.5 D 88/120 02/05->12/09 VEN BS-5423 Ø wheel 16 in

2.5 D 99/135 02/06->12/09 VEN BS-5423 Ø wheel 16 in

### MAXUS Platform/Chassis

2.5 D 70/95 02/05->12/08 VEN BS-5423 Ø wheel 16 in

2.5 D 99/135 02/06->12/09 VEN BS-5423 Ø wheel 16 in

2.5 D 88/120 10/05->12/09 VEN BS-5423 Ø wheel 16 in

## LEXUS

### CT (ZWA1\_)

200h (ZWA10\_) 73/99 12/10-> VEN BS-5146 SOL BS-5665

### ES (AVV6\_, GSV6\_, ASV6\_)

250 (AVV60\_, ASV60\_) 135/184 06/12-> VEN BS-5430

300h (ASV60\_) 118/160 06/12-> VEN BS-5430

350 204/277 06/12-> VEN BS-5430

350 (GSV60\_) 183/249 01/14-> VEN BS-5430

### ES (GSV4\_, ACV4\_)

















3.5 (GSV40\_) 204/277 05/06->06/12 VEN BS-5430 SOL BS-5431

















### ES (MCV\_, VZV\_)

VEN BS-5142

3.0 (MCV20\_, MCV30\_) 157/213 08/01->10/06 VEN BS-5352 SOL BS-5143












DRUM BS-5804











	<b>kW/HP</b>		<b>Type</b>			<b>Type</b>		
3.0 (MCV30_, MCV20_)	140/190	10/96->07/01	VEN	BS-5142		SOL	BS-5143	
						SOL	BS-5700	
<b>ES (VCV10_, F1, VZV21_, F2)</b> 								
300 (MCV10_, VCV10_)	138/188	09/91->12/97	VEN	BS-5142		SOL	BS-5143	
						SOL	BS-5700	
<b>GS (GRL1_, GWL1_)</b> 								
250	154/209	01/12->	VEN	BS-5782				
			VEN	BS-5791				
<b>GS (GRS19_, UZS19_, URS19_, GWS19_)</b> 								
300 (GRS195_, GRS190_)	183/249	04/05->11/11	VEN	BS-5782		VEN	BS-5649	
			VEN	BS-5791				
430	208/283	04/05->11/11	VEN	BS-5782		VEN	BS-5649	
			VEN	BS-5791				
450h (GRS196_, GWS191, GRS191_)	218/296	02/06->11/11	VEN	BS-5782		VEN	BS-5649	
			VEN	BS-5791				
450h (GWS191, GRS196_, GRS191_)	254/345	02/06->11/11	VEN	BS-5782		VEN	BS-5649	
			VEN	BS-5791				
460 (UZS190_)	255/347	05/08->11/11	VEN	BS-5782		VEN	BS-5649	
			VEN	BS-5791				
<b>GS (JZS147)</b> 								
300 (JZS147_)	156/212	03/93->08/97	VEN	BS-5498		VEN	BS-5738	
<b>GS (UZS161, JZS160, UZS160_)</b> 								
300 (JZS160_)	161/219	10/00->03/05	VEN	BS-5498		SOL	BS-5857	
300 T3 (JZS160_)	163/222	08/97->10/00	VEN	BS-5498		SOL	BS-5857	
400 (UZS160_)	216/294	12/97->11/00	VEN	BS-5498	->07/00	SOL	BS-5857	
430 (UZS161_)	208/283	11/00->03/05	VEN	BS-5498	->10/01	SOL	BS-5857	
<b>GX (_J12_)</b> 								
470	199/271	11/01->11/09	VEN	BS-5047		VEN	BS-5145	
470	175/238	11/01->11/09	VEN	BS-5047		VEN	BS-5145	
<b>GX (URJ15_)</b> 								
460	218/296	11/09->	VEN	BS-5047		VEN	BS-5826	
			VEN	BS-5304				
<b>IS C (GSE2_)</b> 								
250	153/208	04/09->	VEN	BS-5627		VEN	BS-5649	
<b>IS I (JCE1_, GXE1_)</b> 								
200	114/155	04/99->07/05	VEN	BS-5498		SOL	BS-5857	
300	157/213	09/01->07/05	VEN	BS-5498		SOL	BS-5857	
<b>IS II (GSE2_, ALE2_, USE2_)</b> 								
200d	110/150	07/10->	VEN	BS-5627		VEN	BS-5649	

	kw/HP		Type			Type		
220d (ALE20)	130/177	10/05->	VEN	BS-5627		VEN	BS-5649	08/06->
			VEN	BS-5774	- sport susp.	SOL	BS-5871	
250 (GSE20)	153/208	10/05->	VEN	BS-5627		VEN	BS-5649	08/06->
						SOL	BS-5871	
250 AWD	153/208	10/05->	VEN	BS-5627		SOL	BS-5871	
<b>IS III (GSE3_, AVE3_) </b>								
250	153/208	04/13->	VEN	BS-5627		VEN	BS-5649	
300h	133/181	04/13->	VEN	BS-5627				
<b>IS SportCross </b>								
200	114/155	10/02->10/05	VEN	BS-5498	->09/05	SOL	BS-5857	
300	157/213	10/01->10/05	VEN	BS-5498	->09/05	SOL	BS-5857	
<b>LS (UCF10) </b>								
400	180/245	12/89->12/94	VEN	BS-5498	09/92->	VEN	BS-5738	09/92->
<b>LS (UCF30) </b>								
430	207/282	10/00->08/06	VEN	BS-5498		VEN	BS-5738	
<b>LX (URJ201) </b>								
570	270/367	11/07->	VEN	BS-5440		VEN	BS-5244	
570	282/384	11/07->	VEN	BS-5440		VEN	BS-5244	
<b>LX (UZJ100) </b>								
470	170/231	05/98->03/08	VEN	BS-5243		VEN	BS-5242	
470	202/275	08/02->03/08	VEN	BS-5243		VEN	BS-5242	
470	173/235	09/01->03/08	VEN	BS-5243		VEN	BS-5242	
<b>NX (ZGZ1_, AGZ1_, AYZ1_) </b>								
200	110/150	11/14->	VEN	BS-5460				
200t	175/238	07/14->	VEN	BS-5460				
200t AWD	175/238	07/14->						
			VEN	BS-5460				
300h	114/155	07/14->						
			VEN	BS-5906				
300h AWD	114/155	07/14->						
			VEN	BS-5460				
			VEN	BS-5906				
<b>RC (AVC1_, GSC1_, USC1_) </b>								
300h	133/181	08/14->						
			VEN	BS-5782				
			VEN	BS-5791				
<b>RX (GGL1_, GYL1_, AGL1_) </b>								
270	138/188	12/08->10/15	VEN	BS-5460		SOL	BS-5824	
350 AWD (GYL15_)	204/277	12/08->10/15	VEN	BS-5460	made in USA; made in JP	DRUM	BS-5908	
450h (GYL10_)	183/249	12/08->10/15	VEN	BS-5460	made in JP	DRUM	BS-5908	
450h AWD	183/249	12/08->10/15	VEN	BS-5460	made in JP	DRUM	BS-5908	
<b>RX (MCU15) </b>								
300	148/201	07/00->03/03	VEN	BS-5676		SOL	BS-5367	

	<b>kW/HP</b>		<b>Type</b>			<b>Type</b>			
300 AWD	148/201	10/00->05/03	VEN	BS-5676		SOL	BS-5367		
<b>RX (MHU3_, GSU3_, MCU3_) </b>									
300	150/204	05/03->12/08	VEN	BS-5402		SOL	BS-5403		
350	203/276	01/06->12/08	VEN	BS-5402		SOL	BS-5403		
350 AWD	203/276	02/06->12/08	VEN	BS-5402		SOL	BS-5403		
400h	155/211	09/05->12/08	VEN	BS-5402		SOL	BS-5403		
400h AWD	155/211	09/04->12/08	VEN	BS-5402	04/05->	SOL	BS-5403		
<b>SC (UZZ40_) </b>									
430 (UZZ40L_, UZZ40R_)	210/286	05/01->07/10	VEN	BS-5498		SOL	BS-5857		
<b>LIFAN</b>									
<b>BREEZ Hatchback </b>									
1.3	65/88	04/06->	VEN	BS-5115		DRUM	BS-5537		
1.6	85/116	07/06->	VEN	BS-5115		DRUM	BS-5537		
<b>BREEZ Saloon </b>									
1.3	65/87	04/06->	VEN	BS-5115		DRUM	BS-5537		
1.5	69/93	04/06->	VEN	BS-5115		DRUM	BS-5537		
1.6	78/106	04/06->	VEN	BS-5115		DRUM	BS-5537		
1.6	85/116	04/06->	VEN	BS-5115		DRUM	BS-5537		
1.6	85/116	07/06->	VEN	BS-5115		DRUM	BS-5537		
<b>SOLANO Saloon </b>									
1.6	78/106	06/08->	VEN	BS-5379		SOL	BS-5726		
<b>MAZDA</b>									
<b>121 II (DB) </b>									
1.3 16V	39/53	11/90->03/96	VEN	BS-5705	AT				
1.3 i 16V	53/72	11/90->03/96	VEN	BS-5705	AT				
<b>121 III (JASM, JBSM) </b>									
1.25	55/75	03/96->04/03	VEN	BS-5021	AT				
			SOL	BS-5072	MT				
1.3	37/50	03/96->04/03	SOL	BS-5072	->10/02				
1.3	44/60	03/96->04/03	SOL	BS-5072	->10/02				
1.8 D	44/60	03/96->04/03	VEN	BS-5021	+ ABS				
			SOL	BS-5072	- ABS				
<b>1300 </b>									
1.3	44/60	01/75->01/77	VEN	BS-5306	AT				
<b>2 (DE) </b>									
1.3	55/75	10/07->06/15	VEN	BS-5656					
1.3	63/86	10/07->06/15	VEN	BS-5656					
1.3 MZR	62/84	01/10->06/15	VEN	BS-5656					
1.4 MZR-CD	50/68	01/08->06/15	VEN	BS-5656					



	kW/HP		Type			Type		
1.5	76/103	10/07->06/15	VEN	BS-5656		DRUM	BS-5517	
1.5 MZR	75/102	06/11->06/15	VEN	BS-5656				
1.6 MZ-CD	70/95	06/11->06/15	VEN	BS-5656				
<b>2 (DY) </b>								
1.25	55/75	04/03->	VEN	BS-5222		DRUM	BS-5132	
1.4	59/80	04/03->	VEN	BS-5222		DRUM	BS-5132	
1.4 CD	50/68	04/03->	VEN	BS-5222		DRUM	BS-5132	
1.6	74/100	04/03->	VEN	BS-5222		DRUM	BS-5132	
<b>3 (BK) </b>								
1.4	59/80	02/04->06/09	VEN	BS-5252		SOL	BS-5267	
1.4	62/84	10/03->06/09	VEN	BS-5252		SOL	BS-5267	
1.6	77/105	10/03->06/09	VEN	BS-5252		SOL	BS-5267	
1.6 DI Turbo	80/109	06/04->06/09	VEN	BS-5252		SOL	BS-5267	
1.6 MZ-CD	66/90	06/06->12/09	VEN	BS-5252		SOL	BS-5267	
						SOL	BS-5254	
2.0	110/150	10/03->06/09	VEN	BS-5253		SOL	BS-5267	
2.0 MZR-CD	105/143	12/06->06/09	VEN	BS-5253		SOL	BS-5254	
2.3 MPS Turbo	191/260	12/06->06/09				SOL	BS-5254	
<b>3 (BL) </b>								
1.6 MZR	77/105	06/09->	VEN	BS-5252		SOL	BS-5267	
1.6 MZR CD	85/116	11/10->	VEN	BS-5252		SOL	BS-5267	
1.6 MZR CD	80/109	12/08->	VEN	BS-5252		SOL	BS-5267	
			VEN	BS-5252		SOL	BS-5254	
2.0 MZR	110/150	06/09->	VEN	BS-5253		SOL	BS-5267	
2.0 MZR DISI	111/151	06/09->	VEN	BS-5253		SOL	BS-5254	
			VEN	BS-5252	Ø wheel 15` in	SOL	BS-5254	08/09->
2.2 MZR CD	110/150	06/09->	VEN	BS-5253	Ø wheel 16` in; Ø wheel 17` in	SOL	BS-5267	->07/09
			VEN	BS-5252	Ø wheel 15` in	SOL	BS-5254	08/09->
2.2 MZR CD	136/185	06/09->	VEN	BS-5253	Ø wheel 16` in; Ø wheel 17` in	SOL	BS-5267	->07/09
2.5	122/166	06/09->	VEN	BS-5253		SOL	BS-5254	
<b>3 (BM) </b>								
1.5	74/100	09/13->				SOL	BS-5891	
1.5	88/120	10/13->				SOL	BS-5891	
2.0	88/120	09/13->				SOL	BS-5891	
2.0	121/165	09/13->				SOL	BS-5891	
2.2 D	110/150	09/13->				SOL	BS-5891	
<b>3 Saloon (BK) </b>								
1.6	77/105	02/04->06/09	VEN	BS-5252		SOL	BS-5267	
1.6 DI Turbo	80/109	06/04->06/09	VEN	BS-5252		SOL	BS-5267	

	kw/HP		Type			Type		
2.0	110/150	02/04->06/09	VEN	BS-5252		SOL	BS-5254	
			VEN	BS-5253				
2.0 MZR-CD	105/143	12/06->06/09	VEN	BS-5253		SOL	BS-5254	
<b>3 Saloon [BL]</b> 								
1.6 MZR	77/105	06/09->	VEN	BS-5252		SOL	BS-5267	
1.6 MZR CD	85/116	11/10->	VEN	BS-5252		SOL	BS-5267	
1.6 MZR CD	80/109	12/08->	VEN	BS-5252		SOL	BS-5267	
2.0 MZR	110/150	06/09->	VEN	BS-5253		SOL	BS-5254	
						SOL	BS-5267	not for UK
2.0 MZR DISI	111/151	06/09->	VEN	BS-5252	02/11->	SOL	BS-5254	->02/12
			VEN	BS-5253	->01/11	SOL	BS-5267	03/12->
2.2 MZR CD	110/150	06/09->	VEN	BS-5252	Ø wheel 15` in	SOL	BS-5254	08/09->
			VEN	BS-5253	Ø wheel 16` in; Ø wheel 17` in	SOL	BS-5267	->07/09
2.2 MZR CD	136/185	06/09->	VEN	BS-5252	Ø wheel 15` in	SOL	BS-5254	08/09->
			VEN	BS-5253	Ø wheel 16` in; Ø wheel 17` in	SOL	BS-5267	->07/09
<b>3 Saloon [BM]</b> 								
1.5	88/120	10/13->				SOL	BS-5891	
1.5	74/100	10/14->				SOL	BS-5891	
2.0	88/120	09/13->				SOL	BS-5891	
2.2 D	110/150	09/13->				SOL	BS-5891	
<b>323 C IV [BG]</b> 								
1.3	49/67	09/89->07/94	VEN	BS-5705	->03/91			
1.3 16V	54/73	09/89->07/94	VEN	BS-5705		DRUM	BS-5517	04/91->
1.6	62/84	09/89->06/91	VEN	BS-5306	AT			
			VEN	BS-5705	MT			
1.6 16V	65/88	03/91->10/94	VEN	BS-5306	AT	DRUM	BS-5517	AT
			VEN	BS-5705	MT			
1.8 16V	103/140	09/89->03/93	VEN	BS-5749				
1.8 16V 4WD	76/103	11/91->12/93	VEN	BS-5306				
			VEN	BS-5749				
1.8 16V GT	94/128	09/89->03/93	VEN	BS-5749				
1.8 16V Turbo 4WD	136/185	01/93->07/94	VEN	BS-5749				
1.8 16V Turbo 4WD	120/163	09/90->12/92	VEN	BS-5306				
			VEN	BS-5749				
<b>323 C V [BA]</b> 								
1.3 16V	54/73	08/94->09/98	VEN	BS-5705		DRUM	BS-5517	
1.5 16V	65/88	08/94->09/98	VEN	BS-5306		DRUM	BS-5517	
1.8 16V	84/114	08/94->09/98	VEN	BS-5749		DRUM	BS-5517	



kW/HP



Type



Type



## 323 F IV (BG)

1.6	62/84	09/89->06/91	VEN	BS-5306	AT		
			VEN	BS-5705	MT		
1.6 16V	65/88	03/91->10/94	VEN	BS-5306	AT	DRUM	BS-5517
			VEN	BS-5705	MT		
1.8 16V	76/103	08/89->07/94	VEN	BS-5306			
			VEN	BS-5749			
1.8 16V	103/140	09/89->03/93	VEN	BS-5749			
1.8 16V GT	94/128	08/89->07/94	VEN	BS-5749			
1.8 4WD	76/103	01/91->04/94	VEN	BS-5749			

## 323 F V (BA)

1.5 16V	65/88	07/94->09/98	VEN	BS-5306		DRUM	BS-5517	- ABS
1.8 16V	84/114	08/94->09/98	VEN	BS-5662	08/98->	DRUM	BS-5517	->09/96
			VEN	BS-5749				
2.0 24V	106/144	08/94->09/98	VEN	BS-5749				

## 323 F VI (BJ)










1.4	53/72	01/01->05/04	VEN	BS-5306		SOL	BS-5161	+ sport pack.
						SOL	BS-5717	- sport pack.
						DRUM	BS-5517	
1.4 16V	54/73	09/98->01/01	VEN	BS-5306		SOL	BS-5717	
						DRUM	BS-5517	
1.5 16V	65/88	09/98->01/01	VEN	BS-5306		DRUM	BS-5517	
1.6	72/98	01/01->05/04	VEN	BS-5662	->10/03	SOL	BS-5717	->10/03
1.6	70/95	01/01->05/04	VEN	BS-5662	->10/03	SOL	BS-5717	->10/03
1.9 16V	84/114	09/98->01/01	VEN	BS-5662		SOL	BS-5717	
2.0	96/131	01/01->05/04	VEN	BS-5313	+ sport susp.	SOL	BS-5161	+ sport susp.
			VEN	BS-5662	- sport susp.	SOL	BS-5717	- sport susp.
2.0 D	52/71	09/98->05/04	VEN	BS-5662	->09/00	SOL	BS-5717	
2.0 TD	74/101	01/01->05/04	VEN	BS-5662	->10/03	SOL	BS-5717	->10/03
2.0 TD	66/90	09/98->12/01	VEN	BS-5662		SOL	BS-5717	

## 323 P V (BA)

1.3 16V	54/73	10/96->09/98	VEN	BS-5280	MD BHA3P	DRUM	BS-5517	
			VEN	BS-5705				
1.5 16V	65/88	10/96->09/98	VEN	BS-5306		DRUM	BS-5517	
2.0 D	52/71	10/96->09/98	VEN	BS-5749		DRUM	BS-5517	03/97->

## 323 S IV (BG)

1.3	49/67	09/89->06/91	VEN	BS-5705				
1.3 16V	54/73	04/91->07/94	VEN	BS-5705		DRUM	BS-5517	

	kw/HP		Type			Type		
1.6	64/87	06/89->03/91	VEN	BS-5306				
			VEN	BS-5705	MT			
1.6	62/84	09/89->06/91	VEN	BS-5306	AT			
			VEN	BS-5705	MT			
1.6 16V	65/88	08/89->10/94	VEN	BS-5306	AT	DRUM	BS-5517	->04/94; AT
			VEN	BS-5705	MT			
1.8 16V	76/103	08/89->07/94	VEN	BS-5306				
1.8 16V GT	94/128	06/89->07/94	VEN	BS-5749				
1.8 16V Turbo 4WD	120/163	01/91->07/94	VEN	BS-5306				
			VEN	BS-5749				
<b>323 S V (BA) </b>								
1.3 16V	54/73	08/94->09/98	VEN	BS-5705		DRUM	BS-5517	->10/96
1.5 16V	65/88	08/94->09/98	VEN	BS-5306		DRUM	BS-5517	
1.6 TD	60/82	05/94->09/98				DRUM	BS-5517	->10/96
1.8 16V	84/114	08/94->09/98	VEN	BS-5662	05/98->	DRUM	BS-5517	->04/98
			VEN	BS-5749				
2.0 D	52/71	10/96->09/98	VEN	BS-5749		DRUM	BS-5517	
<b>323 S VI (BJ) </b>								
1.4	53/72	01/01->05/04	VEN	BS-5306	->10/03; + ABS	SOL	BS-5717	->10/03; + ABS
						DRUM	BS-5517	
1.4 16V	54/73	09/98->01/01	VEN	BS-5306	+ ABS	SOL	BS-5717	10/00->; + ABS
						DRUM	BS-5517	
1.5 16V	65/88	09/98->01/01	VEN	BS-5306	->09/00	DRUM	BS-5517	
1.6	70/95	01/01->05/04	VEN	BS-5306		SOL	BS-5717	
						DRUM	BS-5517	
1.6	72/98	01/01->05/04	VEN	BS-5662	->10/03	SOL	BS-5717	->10/03
1.9 16V	84/114	09/98->05/04	VEN	BS-5662		SOL	BS-5717	
2.0	96/131	01/01->05/04	VEN	BS-5662		SOL	BS-5717	
2.0 D	52/71	09/98->05/04	VEN	BS-5662		SOL	BS-5717	
2.0 TD	66/90	09/98->05/04	VEN	BS-5662		SOL	BS-5717	
<b>5 (CR19) </b>								
1.8	85/116	03/05->	VEN	BS-5252	Ø wheel 15` in	SOL	BS-5254	Ø wheel 15` in
			VEN	BS-5253	Ø wheel 16` in			
2.0	107/146	03/05->	VEN	BS-5252	Ø wheel 15` in	SOL	BS-5254	Ø wheel 15` in
			VEN	BS-5253	Ø wheel 16` in			
2.0 CD	81/110	03/05->	VEN	BS-5252	Ø wheel 15` in	SOL	BS-5254	Ø wheel 15` in
			VEN	BS-5253	Ø wheel 16` in			
2.0 CD	105/143	06/05->	VEN	BS-5252	Ø wheel 15` in	SOL	BS-5254	Ø wheel 15` in
			VEN	BS-5253	Ø wheel 16` in			



kW/HP



Type



Type



## 5 (CW)

1.6 CD	85/116	09/10->	VEN	BS-5252	Ø wheel 15` in	SOL	BS-5254	Ø wheel 15` in
			VEN	BS-5253	Ø wheel 16` in; Ø wheel 17` in			
1.8 MZR	85/116	09/10->	VEN	BS-5252	Ø wheel 15` in	SOL	BS-5254	Ø wheel 15` in
			VEN	BS-5253	Ø wheel 16` in; Ø wheel 17` in			
2.0	106/144	01/11->	VEN	BS-5252	Ø wheel 15` in	SOL	BS-5254	Ø wheel 15` in
			VEN	BS-5253	Ø wheel 16` in; Ø wheel 17` in			
2.0	110/150	09/10->	VEN	BS-5252	Ø wheel 15` in	SOL	BS-5254	Ø wheel 15` in
			VEN	BS-5253	Ø wheel 16` in; Ø wheel 17` in			

## 6 (GG)













1.8	88/120	08/02->08/07	VEN	BS-5313		SOL	BS-5161
2.0	108/147	03/05->08/07	VEN	BS-5389		SOL	BS-5161
2.0	104/141	06/02->08/07	VEN	BS-5389	->02/05	SOL	BS-5161 ->02/05
2.0 DI	100/136	06/02->08/07	VEN	BS-5389	10/02->; ->02/05	SOL	BS-5161 ->02/05
2.0 DI	105/143	06/05->08/07	VEN	BS-5389		SOL	BS-5161
2.0 DI	89/121	08/02->08/07	VEN	BS-5389		SOL	BS-5161
2.3	122/166	06/02->08/07	VEN	BS-5389	Ø wheel 17` in	SOL	BS-5161
2.3 MPS Turbo	191/260	12/05->08/07				SOL	BS-5161












## 6 (GH)












1.8 MZR	88/120	08/07->	VEN	BS-5162		SOL	BS-5161
2.0 MZR	114/155	01/10->	VEN	BS-5162		SOL	BS-5161
2.0 MZR	108/147	08/07->	VEN	BS-5162		SOL	BS-5161
			VEN	BS-5313			
2.0 MZR-CD	103/140	08/07->	VEN	BS-5162		SOL	BS-5161
2.2 D	95/129	01/10->	VEN	BS-5162		SOL	BS-5161
2.2 D	132/180	01/10->	VEN	BS-5162		SOL	BS-5161
2.2 MZR-CD	92/125	01/09->12/12	VEN	BS-5162		SOL	BS-5161
2.2 MZR-CD	120/163	01/09->	VEN	BS-5162		SOL	BS-5161
2.2 MZR-CD	136/185	01/09->	VEN	BS-5162		SOL	BS-5161
2.5 MZR	125/170	08/07->	VEN	BS-5162		SOL	BS-5161
			VEN	BS-5313			

## 6 Estate (GH)














1.8 MZR	88/120	02/08->	VEN	BS-5162		SOL	BS-5161
2.0 MZR	114/155	01/10->	VEN	BS-5162		SOL	BS-5161
2.0 MZR	108/147	02/08->	VEN	BS-5162		SOL	BS-5161
2.0 MZR-CD	103/140	02/08->	VEN	BS-5162		SOL	BS-5161
2.2 D	95/129	01/10->	VEN	BS-5162		SOL	BS-5161
2.2 MRZ-CD	132/180	01/10->	VEN	BS-5162		SOL	BS-5161
2.2 MZR-CD	92/125	01/09->	VEN	BS-5162		SOL	BS-5161














	<b>kW/HP</b>		<b>Type</b>			<b>Type</b>		
2.2 MZR-CD	120/163	01/09->	VEN	BS-5162		SOL	BS-5161	
2.2 MZR-CD	136/185	01/09->	VEN	BS-5162		SOL	BS-5161	
2.5 MZR	125/170	02/08->	VEN	BS-5162		SOL	BS-5161	
<b>6 Estate (GJ, GH)</b> 								
2.0	121/165	01/13->	VEN	BS-5488		SOL	BS-5819	
<b>6 Hatchback (GG)</b> 								
1.8	88/120	08/02->08/07	VEN	BS-5313		SOL	BS-5161	
2.0	108/147	03/05->08/07	VEN	BS-5389		SOL	BS-5161	
2.0	104/141	08/02->08/07	VEN	BS-5389		SOL	BS-5161	
2.0 DI	105/143	06/05->08/07	VEN	BS-5389		SOL	BS-5161	
2.0 DI	100/136	08/02->08/07	VEN	BS-5389		SOL	BS-5161	
2.0 DI	89/121	08/02->08/07	VEN	BS-5389		SOL	BS-5161	
2.3	122/166	08/02->08/07	VEN	BS-5389		SOL	BS-5161	
<b>6 Hatchback (GH)</b> 								
1.8 MZR	88/120	08/07->	VEN	BS-5162		SOL	BS-5161	MD GG14
			VEN	BS-5313	MD GG14			
2.0 MZR	114/155	01/10->	VEN	BS-5162		SOL	BS-5161	
2.0 MZR	108/147	08/07->	VEN	BS-5162		SOL	BS-5161	
2.0 MZR-CD	103/140	08/07->	VEN	BS-5162		SOL	BS-5161	
2.2 D	95/129	01/10->	VEN	BS-5162		SOL	BS-5161	
2.2 MZR-CD	136/185	01/09->	VEN	BS-5162		SOL	BS-5161	
2.2 MZR-CD	120/163	01/09->	VEN	BS-5162		SOL	BS-5161	
2.2 MZR-CD	92/125	01/09->	VEN	BS-5162		SOL	BS-5161	
2.2 MZR-CD	132/180	01/10->	VEN	BS-5162		SOL	BS-5161	
2.5 MZR	125/170	08/07->	VEN	BS-5162		SOL	BS-5161	
<b>6 Saloon (GJ, GH)</b> 								
2.0	121/165	01/13->	VEN	BS-5488		SOL	BS-5819	
2.2 D	110/150	01/13->	VEN	BS-5488		SOL	BS-5819	
<b>6 Station Wagon (GY)</b> 								
1.8	88/120	08/02->08/07	VEN	BS-5389		SOL	BS-5161	
2.0	108/147	03/05->08/07	VEN	BS-5389		SOL	BS-5161	
2.0	104/141	08/02->08/07	VEN	BS-5389	->05/05	SOL	BS-5161	->02/05
2.0 DI	105/143	06/05->08/07	VEN	BS-5389		SOL	BS-5161	
2.0 DI	100/136	08/02->08/07	VEN	BS-5389	->02/05	SOL	BS-5161	->02/05
2.0 DI	89/121	08/02->08/07	VEN	BS-5389		SOL	BS-5161	
2.3	122/166	08/02->08/07	VEN	BS-5389	Ø wheel 17` in	SOL	BS-5161	
2.3 AWD	119/162	11/02->08/07	VEN	BS-5389		SOL	BS-5161	
<b>626 III (GD)</b> 								
2.0	66/90	09/87->10/90	VEN	BS-5698				

	<b>kW/HP</b>		<b>Type</b>			<b>Type</b>		
2.0 12V	79/107	09/87->05/92	VEN	BS-5698				
2.0 16V	109/148	07/87->09/89	VEN	BS-5698				
2.0 16V	103/140	11/87->05/92	VEN	BS-5698				
2.2 12V	85/115	11/87->07/91	VEN	BS-5698				
2.2 12V 4WD	85/115	01/90->05/92	VEN	BS-5698				
<b>626 III Coupe (GD)</b> 								
2.0	66/90	09/87->10/90	VEN	BS-5698				
2.0 12V	79/107	09/87->12/88	VEN	BS-5698				
2.0 16V	109/148	06/87->09/89	VEN	BS-5698				
2.0 16V	103/140	12/87->10/90	VEN	BS-5698				
2.2 12V	85/115	04/88->12/91	VEN	BS-5698				
<b>626 III Hatchback (GD)</b> 								
2.0	66/90	09/87->10/90	VEN	BS-5698				
2.0 12V	79/107	11/87->05/92	VEN	BS-5698				
2.0 16V	109/148	06/87->08/89	VEN	BS-5698				
2.0 16V	103/140	11/87->10/90	VEN	BS-5698				
2.2 12V	85/115	06/88->04/92	VEN	BS-5698				
<b>626 III Station Wagon (GV)</b> 								
1.8	65/88	01/88->03/92	VEN	BS-5698				
2.0	66/90	10/88->09/97	VEN	BS-5698				
2.0 12V	81/110	09/87->01/90	VEN	BS-5698				
2.0 16V	103/140	01/88->03/92	VEN	BS-5698				
2.0 D	44/60	09/88->07/91	VEN	BS-5698				
2.0 D	60/82	11/94->09/97	VEN	BS-5698				
2.0 D Complex	55/75	05/93->11/96	VEN	BS-5698				
2.0 i 16V	110/150	11/94->09/97	VEN	BS-5698				
2.2 12V	85/115	03/89->11/96	VEN	BS-5698				
2.2 12V 4WD	85/116	05/91->11/92	VEN	BS-5698				
<b>626 IV (GE)</b> 								
1.8 i	77/105	01/92->04/97	VEN	BS-5149		SOL	BS-5150	
1.8 i	66/90	08/94->04/97	VEN	BS-5149		SOL	BS-5150	
2.0 D GLX Complex	55/75	10/92->04/97	VEN	BS-5149		SOL	BS-5150	
2.0 i	85/115	01/92->04/97	VEN	BS-5149		SOL	BS-5150	
2.0 i 4WD	85/116	04/92->04/97	VEN	BS-5149		SOL	BS-5150	
<b>626 IV Hatchback (GE)</b> 								
1.8	77/105	08/91->04/97	VEN	BS-5149		SOL	BS-5150	
1.8	66/90	08/94->04/97	VEN	BS-5149		SOL	BS-5150	
2.0 D GLX Complex	55/75	01/93->04/97	VEN	BS-5149		SOL	BS-5150	
2.0 i	85/115	08/91->04/97	VEN	BS-5149		SOL	BS-5150	

	<b>kW/HP</b>		<b>Type</b>			<b>Type</b>		
2.0 i 4WD	85/116	04/92->04/97	VEN	BS-5149		SOL	BS-5150	->04/94
2.5 24V	121/165	01/92->04/97	VEN	BS-5149		SOL	BS-5150	
2.5 24V	120/163	08/94->04/97	VEN	BS-5149		SOL	BS-5150	
<b>626 V (GF) </b>								
1.8	66/90	05/97->12/99	VEN	BS-5149	->07/99	SOL	BS-5150	
1.8	74/100	12/99->10/02	VEN	BS-5149	->04/02	SOL	BS-5150	
2.0	100/136	04/98->10/02	VEN	BS-5149	08/99->; ->04/02	SOL	BS-5150	08/99->; ->04/02
2.0	85/115	05/97->10/02	VEN	BS-5149		SOL	BS-5150	
2.0 DI TD	66/90	04/98->10/02	VEN	BS-5149		SOL	BS-5150	
2.0 TD	81/110	10/00->10/02	VEN	BS-5149		SOL	BS-5150	
						SOL	BS-5161	
2.0 Turbo DI	74/101	04/98->10/02	VEN	BS-5149		SOL	BS-5150	
						SOL	BS-5161	
<b>626 V Hatchback (GF) </b>								
1.8	66/90	05/97->12/99	VEN	BS-5149	->07/99	SOL	BS-5150	
1.8	74/100	12/99->10/02	VEN	BS-5149	->04/02	SOL	BS-5150	
2.0	85/115	05/97->10/02	VEN	BS-5149		SOL	BS-5150	
2.0 DITD	66/90	04/98->10/02	VEN	BS-5149		SOL	BS-5150	
2.0 H.P.	100/136	02/98->10/02	VEN	BS-5149	->04/02	SOL	BS-5150	->04/02
2.0 TD	81/110	10/00->10/02	VEN	BS-5149		SOL	BS-5150	
						SOL	BS-5161	
2.0 Turbo DI	74/101	04/98->10/02	VEN	BS-5149		SOL	BS-5150	
						SOL	BS-5161	
<b>626 V Station Wagon (GW) </b>								
1.8	74/100	01/00->10/02	VEN	BS-5149	->06/01	SOL	BS-5150	->06/01
			VEN	BS-5313		SOL	BS-5161	
1.8	66/90	02/98->01/00	VEN	BS-5149	->09/99	SOL	BS-5150	->09/99
2.0	85/116	02/98->10/02	VEN	BS-5149	->06/01	SOL	BS-5150	->09/99
			VEN	BS-5313	10/99->	SOL	BS-5161	10/99->
2.0 DITD	66/90	09/99->10/02	VEN	BS-5313		SOL	BS-5161	
2.0 H.P.	100/136	02/98->10/02	VEN	BS-5149	->09/99	SOL	BS-5150	->09/99
			VEN	BS-5313	10/99->	SOL	BS-5161	10/99->
2.0 TD	81/110	10/00->10/02	VEN	BS-5313		SOL	BS-5161	
2.0 Turbo DI	74/101	04/98->10/02	VEN	BS-5313		SOL	BS-5161	
<b>B-SERIE (UF) </b>								
2.5 D 4WD	57/78	09/98->06/99				DRUM	BS-5526	
<b>B-SERIE (UN) </b>								
2.2 8V 4WD	68/92	06/99->				DRUM	BS-5526	
2.5 D	62/84	12/02->11/06	VEN	BS-5477		DRUM	BS-5526	



	kW/HP		Type			Type		
2.5 D 4WD	57/78	06/99->11/06				DRUM	BS-5526	
2.5 D 4WD	62/84	12/02->11/06	VEN	BS-5477		DRUM	BS-5526	
2.5 TD 4WD	80/109	06/99->07/06	VEN	BS-5477		DRUM	BS-5526	
<b>BT-50 (CD, UN)</b> 								
2.5 MRZ-CD 4x4	105/143	12/06->	VEN	BS-5477		DRUM	BS-5526	
<b>CX-5 (KE, GH)</b> 								
2.0	121/165	11/11->	VEN	BS-5488		SOL	BS-5708	
2.0 AWD	118/160	11/11->	VEN	BS-5488		SOL	BS-5708	
2.2 D	110/150	04/12->	VEN	BS-5488		SOL	BS-5708	
2.2 D AWD	110/150	04/12->	VEN	BS-5488		SOL	BS-5708	
2.2 D AWD	129/175	04/12->	VEN	BS-5488		SOL	BS-5708	
<b>CX-7 (ER)</b> 								
2.2 MZR-CD	127/173	09/09->	VEN	BS-5436	AT	VEN	BS-5753	->09/13
			VEN	BS-5746	MT			
2.2 MZR-CD AWD	120/163	01/12->	VEN	BS-5436	AT	VEN	BS-5753	->09/13
			VEN	BS-5746	MT			
2.3 MZR DISI Turbo	191/260	09/09->	VEN	BS-5436	AT	VEN	BS-5437	
			VEN	BS-5746	MT			
2.3 MZR DISI Turbo	190/258	10/07->	VEN	BS-5436	AT	VEN	BS-5437	
			VEN	BS-5746	MT			
2.5 MZR	120/163	09/09->	VEN	BS-5436		VEN	BS-5437	
<b>CX-9 (TB)</b> 								
3.5	193/263	01/07->	VEN	BS-5746		VEN	BS-5753	
3.5 AWD	193/263	01/07->	VEN	BS-5746		VEN	BS-5753	
3.7	204/277	01/07->	VEN	BS-5436	AT	VEN	BS-5753	
			VEN	BS-5746	MT			
3.7 AWD	204/277	01/07->	VEN	BS-5436	AT	VEN	BS-5753	
			VEN	BS-5746	MT			
<b>DEMIO (DW)</b> 								
1.3 16V	46/63	08/98->07/03	VEN	BS-5306		DRUM	BS-5517	
1.3 i 16V	53/72	08/98->04/00	VEN	BS-5306		DRUM	BS-5517	
1.5 16V	55/75	04/00->07/03	VEN	BS-5306	->01/03	DRUM	BS-5517	->01/03
<b>MPV II (LW)</b> 								
2.0	88/120	08/00->07/02	VEN	BS-5218	->02/02			
2.0	90/122	09/99->08/00	VEN	BS-5218				
2.3	104/141	07/02->02/06	VEN	BS-5218	->10/05			
2.5 V6	125/170	09/99->03/02	VEN	BS-5218				
3.0 i V6	147/200	03/02->02/06	VEN	BS-5218				
<b>MX-3 (EC)</b> 								
1.6 i	79/107	01/94->10/97	VEN	BS-5749		DRUM	BS-5517	MT

	kW/HP		Type			Type		
1.6 i	65/88	07/91->10/97	VEN	BS-5749		DRUM	BS-5517	->10/93; MT
1.8 i V6	98/133	01/92->01/94	VEN	BS-5749		DRUM	BS-5517	
1.8 i V6	95/129	01/94->10/97	VEN	BS-5749				
<b>MX-5 I (NA)</b> 								
1.6	66/90	01/95->04/98	VEN	BS-5705				->12/97
1.6	85/115	05/90->01/94	VEN	BS-5705				
<b>MX-5 III (NC)</b> 								
1.8	93/126	03/05->				SOL	BS-5161	
2.0	118/160	09/08->				SOL	BS-5161	
<b>MX-6 (GE)</b> 								
2.0	85/115	02/92->02/97	VEN	BS-5149		SOL	BS-5150	
2.5 24V	121/165	02/92->02/97	VEN	BS-5149		SOL	BS-5150	
2.5 i 24V	120/163	08/94->02/97	VEN	BS-5149		SOL	BS-5150	
<b>PREMACY (CP)</b> 								
1.9	74/100	07/99->03/05	VEN	BS-5149	->07/01	SOL	BS-5150	+ ABS
			VEN	BS-5313	08/01->	SOL	BS-5161	+ ABS
1.9	84/114	07/99->03/05	VEN	BS-5149	->07/01	SOL	BS-5150	07/01->; - 3rd seating row
						SOL	BS-5161	07/01->; + 3rd seating row
2.0	107/145	02/05->03/05	VEN	BS-5252		SOL	BS-5254	Ø wheel 15" in
2.0	96/131	11/01->03/05	VEN	BS-5149		SOL	BS-5150	
			VEN	BS-5313				
2.0 TD	74/101	07/00->03/05	VEN	BS-5149	->07/01	SOL	BS-5150	->07/01
			VEN	BS-5313	08/01->	SOL	BS-5161	08/01->
2.0 TD	66/90	10/99->07/00	VEN	BS-5149		SOL	BS-5150	
<b>TRIBUTE (EP)</b> 								
2.0	91/124	03/00->05/08	VEN	BS-5467	->03/04	DRUM	BS-5557	
			VEN	BS-5469	disc brakes rear axle			
2.0 4WD	91/124	03/00->05/08	VEN	BS-5467	->03/04	DRUM	BS-5557	
			VEN	BS-5469	disc brakes rear axle			
2.3 AWD	110/150	04/04->05/08	VEN	BS-5469	disc brakes rear axle	SOL	BS-5506	
3.0 V6 24V 4WD	145/197	03/00->05/08	VEN	BS-5467	->03/04	DRUM	BS-5557	
			VEN	BS-5469	disc brakes rear axle			
3.0 V6 AWD	149/203	04/04->05/08	VEN	BS-5469	disc brakes rear axle	SOL	BS-5506	
<b>XEDOS 6 (CA)</b> 								
1.6 16V	79/107	06/94->10/99	VEN	BS-5149		SOL	BS-5150	
1.6 16V	83/113	08/92->05/94	VEN	BS-5149		SOL	BS-5150	
2.0 V6	106/144	01/92->05/94	VEN	BS-5149		SOL	BS-5150	
2.0 V6	103/140	06/94->10/99	VEN	BS-5149		SOL	BS-5150	
<b>XEDOS 9 (TA)</b> 								
2.0 24V	105/143	08/93->01/00	VEN	BS-5218	+ ABS			



kW/HP



Type



Type



2.3 24V	155/211	02/95->01/00	VEN	BS-5218	
2.5 24V	123/167	07/93->07/00	VEN	BS-5218	+ ABS

## MERCEDES-BENZ

### /8 (W114)

230.6 (114.015)	88/120	01/68->11/76		SOL	BS-5613
250	96/130	07/68->08/72		SOL	BS-5613
250 (114.010)	85/116	01/68->08/72		SOL	BS-5613
250 2.8 (114.011, 114.023)	96/130	06/72->11/76		SOL	BS-5613
280 (114.060)	118/160	06/72->11/76		SOL	BS-5613
280 E (114.062)	136/185	06/72->11/76		SOL	BS-5613

### /8 (W115)











200	70/95	01/68->01/77		SOL	BS-5613	->01/76
200 (115.015)	63/86	01/68->01/77		SOL	BS-5613	->01/76
200 D (115.115)	40/55	01/68->01/77		SOL	BS-5613	
220 (115.010)	66/90	01/68->07/73		SOL	BS-5613	06/68->
220 (115.010)	77/105	01/68->07/73		SOL	BS-5613	06/68->
220 D (115.110)	44/60	01/68->01/77		SOL	BS-5613	->01/76
230.4 (115.017)	81/110	08/73->12/76		SOL	BS-5613	->01/76
240 D (115.117)	48/65	08/73->01/77		SOL	BS-5613	
240 D 3.0 (115.114)	59/80	08/74->11/76		SOL	BS-5613	->01/76










### /8 Coupe (W114)








250 C (114.021)	96/130	04/69->06/72		SOL	BS-5613	
250 C 2.8 (114.023)	96/130	06/72->11/76		SOL	BS-5613	->04/76
250 CE (114.022)	110/150	04/69->04/72		SOL	BS-5613	
280 C (114.073)	118/160	06/72->02/77		SOL	BS-5613	->10/76
280 CE (114.072)	136/185	06/72->01/77		SOL	BS-5613	








### 190 (W201)







2.0 (201.022)	66/90	10/82->10/84	SOL	BS-5768	SOL	BS-5060	
2.0 (201.023)	75/102	01/86->05/90	SOL	BS-5768	SOL	BS-5060	10/88->; - ASR; - ETS
2.0 (201.023)	77/105	09/84->05/90	SOL	BS-5768	SOL	BS-5060	->09/88; - ASR; - ETS
D 2.0 (201.122)	53/72	08/83->08/89	SOL	BS-5768	SOL	BS-5060	
D 2.0 (201.122)	55/75	08/89->08/93	SOL	BS-5768	SOL	BS-5060	
D 2.5 (201.126)	66/90	04/85->08/93	SOL	BS-5768	SOL	BS-5060	
D 2.5 (201.126)	69/94	08/89->08/93	SOL	BS-5768	SOL	BS-5060	Brakes- / Drive Dynamics Articles: for ASR; + ETS
E 1.8 (201.018)	80/109	04/90->08/93	SOL	BS-5768	SOL	BS-5060	
E 2.0	87/118	01/85->08/93	SOL	BS-5768	SOL	BS-5060	
E 2.0 (201.024)	83/113	02/85->12/86	SOL	BS-5768	SOL	BS-5060	07/85->
E 2.0 (201.024)	85/116	02/85->12/86	SOL	BS-5768	SOL	BS-5060	07/85->

	kW/HP		Type			Type		
E 2.0 [201.024]	90/122	10/82->06/93	SOL	BS-5768		SOL	BS-5060	
E 2.3	97/132	09/86->08/91	SOL	BS-5768	->10/86	SOL	BS-5060	10/88->; - ASR; - ETS
E 2.3 [201.028]	100/136	10/86->08/93	SOL	BS-5768	->10/86	SOL	BS-5060	
E 2.3-16	125/170	09/85->12/87	VEN	BS-5022	->08/87	SOL	BS-5060	->08/87
E 2.3-16	130/177	09/85->08/88	VEN	BS-5022	09/87->	SOL	BS-5060	09/87->
E 2.3-16 [201.034]	136/185	04/84->01/87	VEN	BS-5022		SOL	BS-5060	
E 2.5-16	143/194	03/89->08/93	VEN	BS-5022	->04/91	SOL	BS-5060	->04/91
E 2.5-16	150/204	09/88->08/93	VEN	BS-5022	->04/91	SOL	BS-5060	->04/91
E 2.6	122/166	09/86->12/89	SOL	BS-5768	->10/86	SOL	BS-5060	->09/88; - ASR; - ETS
E 2.6 [201.029]	118/160	09/86->08/93	SOL	BS-5768	->10/86	SOL	BS-5060	10/88->; - ASR; - ETS
Turbo-D 2.5 [201.128]	90/122	02/88->08/93				SOL	BS-5060	10/88->; - ASR; - ETS
Turbo-D 2.5 [201.128]	93/126	02/88->08/93				SOL	BS-5060	10/88->; - ASR; - ETS
<b>A-CLASS (W168)</b> 								
A 140 [168.031, 168.131]	60/82	01/01->08/04	SOL	BS-5286				
A 140 [168.031, 168.131]	60/82	07/97->08/04	SOL	BS-5286	engine 168031			
A 160 CDI [168.006]	55/75	02/01->08/04	SOL	BS-5286				
A 160 CDI [168.007]	44/60	07/98->02/01	SOL	BS-5286				
<b>A-CLASS (W169)</b> 								
A 150 [169.031, 169.331]	70/95	09/04->06/12				SOL	BS-5771	
A 160 [169.031, 169.331]	70/95	04/09->06/12				SOL	BS-5771	
A 160 CDI [169.006, 169.306]	60/82	09/04->06/12	VEN	BS-5773	for incr. payload	SOL	BS-5771	
A 170 [169.032, 169.332]	85/116	09/04->06/12	VEN	BS-5773		SOL	BS-5771	
A 180 [169.032, 169.332]	85/116	04/09->06/12	VEN	BS-5773		SOL	BS-5771	
A 180 CDI [169.007, 169.307]	80/109	09/04->06/12	VEN	BS-5773		SOL	BS-5771	
A 200 [169.033, 169.333]	100/136	09/04->06/12	VEN	BS-5773		SOL	BS-5771	
A 200 CDI [169.008, 169.308]	103/140	09/04->06/12				SOL	BS-5771	
A 200 CDI [169.308]	100/136	09/04->06/12				SOL	BS-5771	
A 200 TURBO [169.034, 169.334]	142/193	09/05->06/12				SOL	BS-5771	
E-CELL	50/68	12/10->06/12				SOL	BS-5771	
<b>A-CLASS (W176)</b> 								
A 160 [176.041]	75/102	07/15->	VEN	BS-5886	- sport pack.			
A 180 [176.042]	90/122	06/12->	VEN	BS-5886	- sport pack.; for light alloy rims			
A 200 [176.043]	115/156	06/12->	VEN	BS-5886	- sport pack.			
A 200 CDI [176.001]	100/136	06/12->	VEN	BS-5886	- sport pack.			
A 200 CDI / d [176.008]	100/136	02/14->	VEN	BS-5886	not for SA code 660; not for SA code 950; not for SA code 951; not for SA code 952; not for SA code P84; - sport pack.			
A 200 CDI / d 4-matic [176.002]	100/136	02/14->	VEN	BS-5886	- sport pack.			
<b>B-CLASS (W245)</b> 								
B 150 [245.231]	70/95	03/05->11/11	VEN	BS-5773		SOL	BS-5771	







	kW/HP		Type			Type		
B 160 [245.231]	70/95	04/09->11/11	VEN	BS-5773		SOL	BS-5771	
B 170 [245.232]	85/116	03/05->11/11	VEN	BS-5773		SOL	BS-5771	
B 170 NGT [245.233]	85/116	04/08->11/11				SOL	BS-5771	
B 180 [245.232]	85/116	04/09->11/11	VEN	BS-5773		SOL	BS-5771	
B 180 CDI [245.207]	80/109	03/05->11/11				SOL	BS-5771	
B 180 NGT [245.233]	85/116	04/08->11/11				SOL	BS-5771	
B 200 [245.233]	100/136	03/05->11/11				SOL	BS-5771	
B 200 CDI [245.208]	103/140	03/05->11/11				SOL	BS-5771	
B 200 TURBO [245.234]	142/193	03/05->11/11				SOL	BS-5771	
<b>B-CLASS (W246, W242)</b> 								
B 160 [246.241]	75/102	07/15->	VEN	BS-5886	- sport pack.			
B 200 [246.243]	115/156	11/11->	VEN	BS-5886	- sport pack.			
B 200 CDI [246.201]	100/136	11/11->	VEN	BS-5886	- sport pack.			
B 200 CDI / d [246.208]	100/136	08/14->	VEN	BS-5886	not for ambulances; not for driving school cars; not for police vc; not for taxis; - sport pack.			
B 200 CDI / d 4-matic [246.202]	100/136	08/14->	VEN	BS-5886	not for ambulances; not for driving school cars; not for police vc; not for taxis; - sport pack.			
B 200 Natural Gas Drive / B 200 c [242.848]	115/156	11/12->	VEN	BS-5886	- sport pack.			
<b>CABRIOLET (W111)</b> 								
280 SE 3.5 [111.025]	147/200	01/69->12/71				SOL	BS-5613	->08/71
<b>C-CLASS (W202)</b> 								
C 180 [202.018]	90/122	03/93->05/00	SOL	BS-5059		SOL	BS-5060	
						SOL	BS-5788	
						SOL	BS-5020	
C 180 [202.018]	89/121	11/94->05/00	SOL	BS-5059		SOL	BS-5060	
						SOL	BS-5788	
						SOL	BS-5020	
C 200 [202.020]	100/136	01/94->05/00	VEN	BS-5848		SOL	BS-5060	
						SOL	BS-5788	
						SOL	BS-5020	
C 200 CDI [202.134]	75/102	03/98->05/00	VEN	BS-5848		SOL	BS-5060	
						SOL	BS-5788	
						SOL	BS-5020	->12/95; - ASR; - ETS
C 200 D [202.120]	55/75	03/93->05/00	SOL	BS-5059	->12/95; - ASR; - ETS	SOL	BS-5060	->12/95; - ASR; - ETS
						SOL	BS-5788	
						SOL	BS-5020	
C 200 D [202.122]	65/88	10/96->05/00	SOL	BS-5059		SOL	BS-5060	
						SOL	BS-5788	
C 200 Kompressor [202.025]	132/180	10/95->05/00	VEN	BS-5289		SOL	BS-5062	
C 200 Kompressor [202.025]	141/192	11/96->05/00	VEN	BS-5289		SOL	BS-5062	







	kW/HP		Type			Type			
						SOL	BS-5020		
C 220 [202.022]	110/150	03/93->05/00	VEN	BS-5848		SOL	BS-5060		
						SOL	BS-5788		
C 220 CDI [202.133]	92/125	09/97->05/00	VEN	BS-5848		SOL	BS-5020		
						SOL	BS-5060		
						SOL	BS-5788		
C 220 D	55/75	07/96->05/00	SOL	BS-5059	->07/99	SOL	BS-5020	->07/99	
						SOL	BS-5060	->07/99	
						SOL	BS-5788		
C 220 D [202.121]	70/95	08/93->05/00	SOL	BS-5059		SOL	BS-5020		
						SOL	BS-5060		
						SOL	BS-5788		
C 230 [202.023]	110/150	06/96->06/97	VEN	BS-5848	- ASR; - ETS	SOL	BS-5020	- ASR; - ETS	
						SOL	BS-5060	- ASR; - ETS	
						SOL	BS-5788		
C 230 Kompressor [202.024]	142/193	10/95->05/00	VEN	BS-5289		SOL	BS-5062		
C 240 [202.026]	125/170	06/97->05/00	VEN	BS-5289		SOL	BS-5062		
						SOL	BS-5020		
C 250 D [202.125]	83/113	05/93->05/00	SOL	BS-5059		SOL	BS-5060		
						SOL	BS-5788		
C 250 Turbo-D [202.128]	110/150	10/95->05/00	VEN	BS-5289		SOL	BS-5062		
						SOL	BS-5020	->01/96; - ASR; - ETS	
			VEN	BS-5289	02/96->; ->10/97	SOL	BS-5060	->01/96; - ASR; - ETS	
C 280 [202.028]	142/193	05/93->05/00				SOL	BS-5062	02/96->; ->10/97	
			VEN	BS-5848	->01/96; - ASR; - ETS	SOL	BS-5788	->ch.A344660/F331440	
C 280 [202.029]	145/197	06/97->05/00	VEN	BS-5289		SOL	BS-5062		
C 36 AMG [202.028]	206/280	05/94->05/00				SOL	BS-5809	04/97->	
C 43 AMG [202.033]	225/306	08/97->05/00	VEN	BS-5061					
<b>C-CLASS (W203)</b> 									
C 180 [203.035]	95/129	10/00->05/02	VEN	BS-5061		SOL	BS-5062		
			VEN	BS-5289					
C 180 Kompressor [203.046]	105/143	05/02->02/07	VEN	BS-5061		SOL	BS-5062	- sport susp.	
			VEN	BS-5289	- sport susp.	SOL	BS-5809	+ sport susp.	
C 200 CDI	75/102	02/01->02/07	VEN	BS-5061		SOL	BS-5062	- sport susp.	
			VEN	BS-5289	- sport susp.; ->07/03	SOL	BS-5809	+ sport susp.	
C 200 CDI [203.004]	85/116	09/00->02/07	VEN	BS-5061		SOL	BS-5062	- sport susp.	
			VEN	BS-5289	- sport susp.	SOL	BS-5809	+ sport susp.	

	<b>kW/HP</b>		<b>Type</b>			<b>Type</b>		
C 200 CDI (203.007)	90/122	04/03->02/07	VEN	BS-5061		SOL	BS-5062	- sport susp.
			VEN	BS-5289	- sport susp.	SOL	BS-5809	+ sport susp.
C 200 CGI Kompressor (203.043)	125/170	07/03->02/07	VEN	BS-5061		SOL	BS-5062	- sport susp.
			VEN	BS-5289	- sport pack.	SOL	BS-5809	+ sport susp.
C 200 Kompressor (203.042)	120/163	05/02->02/07	VEN	BS-5061		SOL	BS-5062	- sport susp.
			VEN	BS-5289	- sport susp.	SOL	BS-5809	+ sport susp.
C 200 Kompressor (203.045)	120/163	05/00->06/02	VEN	BS-5061		SOL	BS-5062	->12/01
			VEN	BS-5289				
C 220 CDI (203.006)	105/143	05/00->02/07	VEN	BS-5061		SOL	BS-5062	- sport pack.; ->12/04
			VEN	BS-5289	- sport pack.; ->12/04	SOL	BS-5809	+ sport pack.; ->12/04
C 220 CDI (203.006)	100/136	05/00->02/07	VEN	BS-5289	- sport pack.	SOL	BS-5062	- sport susp.
						SOL	BS-5809	+ sport susp.
C 220 CDI (203.008)	110/150	02/03->02/07	VEN	BS-5061		SOL	BS-5062	- sport pack.
			VEN	BS-5289	- sport pack.	SOL	BS-5809	+ sport pack.
C 230 (203.052)	150/204	01/05->02/07	VEN	BS-5289	- sport pack.	SOL	BS-5809	
C 230 Kompressor (203.040)	141/192	02/04->02/07	VEN	BS-5201	- sport pack.	SOL	BS-5809	
			VEN	BS-5289				
C 240 (203.061)	125/170	05/00->02/07	VEN	BS-5289	- sport pack.	SOL	BS-5809	
C 240 4-matic (203.081)	125/170	07/02->02/07	VEN	BS-5289		SOL	BS-5809	
C 270 CDI (203.016)	125/170	12/00->02/07	VEN	BS-5289	- sport pack.	SOL	BS-5809	
C 280 (203.054)	170/231	01/05->02/07	VEN	BS-5201	- sport susp.	SOL	BS-5809	
			VEN	BS-5289	- sport pack.			
C 280 4-matic (203.092)	170/231	01/05->02/07	VEN	BS-5201	- sport susp.	SOL	BS-5809	
			VEN	BS-5289	- sport pack.			
C 320 (203.064)	160/218	05/00->02/07	VEN	BS-5201	- sport pack.	SOL	BS-5809	
C 320 4-matic (203.084)	160/218	07/02->02/07	VEN	BS-5289		SOL	BS-5809	
C 320 CDI (203.020)	165/224	01/05->02/07				SOL	BS-5809	
C 350 (203.056)	200/272	01/05->02/07				SOL	BS-5809	
C 350 4-matic (203.087)	200/272	01/05->02/07				SOL	BS-5809	
<b>C-CLASS (W204)</b> 								
C 180 CDI (204.000)	88/120	01/11->01/14	DRUM	BS-5625	+ sport pack.			
			VEN	BS-5625	+ sport pack.	SOL	BS-5785	+ sport pack.
			VEN	BS-5639	- sport pack.			
C 180 CGI (204.031)	115/156	01/08->01/14	DRUM	BS-5625	04/12->; + sport pack.			
			VEN	BS-5625	04/12->; + sport pack.	SOL	BS-5785	04/12->; + sport pack.
			VEN	BS-5639	04/12->; - sport pack.			

	<b>kW/HP</b>		<b>Type</b>			<b>Type</b>		
C 180 CGI (204.049)	115/156	01/07->01/14	DRUM	BS-5625	+ sport pack.	SOL	BS-5785	+ sport pack.
			VEN	BS-5625	+ sport pack.			
			VEN	BS-5639	- sport pack.			
			VEN	BS-5853	made in CH; - sport pack.			
C 180 Kompressor (204.044, 204.045)	115/156	01/08->01/14	DRUM	BS-5625	+ sport pack.	SOL	BS-5785	+ sport pack.
			VEN	BS-5625	+ sport pack.			
			VEN	BS-5639	- sport pack.			
			VEN	BS-5853	made in CH; - sport pack.			
C 180 Kompressor (204.046)	115/156	01/07->01/14	DRUM	BS-5625	+ sport pack.	SOL	BS-5785	+ sport pack.
			VEN	BS-5625	+ sport pack.			
			VEN	BS-5639	- sport pack.			
			VEN	BS-5853	- sport pack.; made in CH			
C 200 CDI (204.001)	100/136	01/11->01/14	DRUM	BS-5625	+ sport pack.	SOL	BS-5785	+ sport pack.
			VEN	BS-5625	+ sport pack.			
			VEN	BS-5639	- sport pack.			
C 200 CDI (204.007)	100/136	01/07->12/10	DRUM	BS-5625	+ sport susp.	SOL	BS-5785	
			VEN	BS-5625	+ sport susp.			
			VEN	BS-5639	- sport pack.			
C 200 CGI (204.048)	135/184	01/07->01/14	DRUM	BS-5625	+ sport susp.	SOL	BS-5785	
			VEN	BS-5625	+ sport susp.			
			VEN	BS-5853	- sport susp.			
C 200 Kompressor (204.041)	135/184	01/07->01/14	DRUM	BS-5625	+ sport susp.	SOL	BS-5785	
			VEN	BS-5625	+ sport susp.			
			VEN	BS-5853	- sport susp.			
C 220 CDI	120/163	10/08->01/14	DRUM	BS-5625	+ sport pack.	SOL	BS-5785	
			VEN	BS-5625	+ sport pack.			
			VEN	BS-5853	- sport pack.			
C 220 CDI (204.002)	125/170	12/08->01/14	DRUM	BS-5625	+ sport pack.	SOL	BS-5785	
			VEN	BS-5625	+ sport pack.			
			VEN	BS-5853	- sport pack.			
C 220 CDI (204.008)	125/170	01/07->11/08	DRUM	BS-5625	+ sport susp.	SOL	BS-5785	
			VEN	BS-5625	+ sport susp.			
			VEN	BS-5853	- sport susp.			
C 220 CDI 4-matic (204.084)	125/170	02/13->01/14	DRUM	BS-5625	+ sport pack.	SOL	BS-5785	
			VEN	BS-5625	+ sport pack.			
			VEN	BS-5853	- sport pack.			



	<b>kW/HP</b>		<b>Type</b>			<b>Type</b>		
C 230 [204.052]	150/204	01/07->01/14	DRUM	BS-5625	+ sport susp.	SOL	BS-5785	
			VEN	BS-5625	+ sport susp.			
			VEN	BS-5853	- sport susp.			
C 230 4-matic [204.085]	150/204	07/07->01/14	DRUM	BS-5625	+ sport susp.	SOL	BS-5785	
			VEN	BS-5625	+ sport susp.			
			VEN	BS-5853	- sport susp.			
C 250 CDI [204.003]	150/204	08/08->01/14	DRUM	BS-5625	+ sport susp.			
			VEN	BS-5625	+ sport susp.			
			VEN	BS-5853	- sport susp.			
C 250 CDI 4-matic [204.082]	150/204	01/11->01/14	VEN	BS-5638	+ sport pack.	SOL	BS-5785	+ sport pack.
			VEN	BS-5853	- sport pack.			
			DRUM	BS-5625	+ sport pack.			
C 250 CGI [204.047]	150/204	07/09->01/14	VEN	BS-5625	+ sport pack.	SOL	BS-5785	
			VEN	BS-5853	- sport pack.			
			DRUM	BS-5625	+ sport pack.			
C 280 [204.054]	170/231	01/07->01/14	VEN	BS-5638	+ sport susp.	SOL	BS-5785	
			VEN	BS-5853	- sport susp.			
			VEN	BS-5638	+ sport susp.			
C 280 4-matic [204.081]	170/231	07/07->01/14	VEN	BS-5638	+ sport susp.	SOL	BS-5785	
			VEN	BS-5853	- sport susp.			
			VEN	BS-5638	+ sport pack.			
C 300 [204.054]	170/231	07/09->01/14	VEN	BS-5638	+ sport pack.	SOL	BS-5785	
			VEN	BS-5853	- sport pack.			
			VEN	BS-5638	+ sport pack.			
C 300 [204.055]	185/252	02/11->01/14	VEN	BS-5638	+ sport pack.			
			VEN	BS-5879	- sport pack.			
			VEN	BS-5638	07/13->; + sport pack.			
C 300 4-matic [204.080]	185/252	02/11->01/14	VEN	BS-5879	07/13->; - sport pack.			
			VEN	BS-5638	+ sport pack.			
			VEN	BS-5853	- sport pack.			
C 300 4-matic [204.081]	170/231	07/07->01/14	VEN	BS-5638	+ sport pack.	SOL	BS-5785	
			VEN	BS-5853	- sport pack.			
			VEN	BS-5638	+ sport pack.			
C 300 CDI 4-matic [204.092]	170/231	01/11->01/14	VEN	BS-5638	+ sport pack.			
			VEN	BS-5879	- sport pack.			
			VEN	BS-5638	+ sport susp.			
C 320 CDI [204.022]	165/224	01/07->01/14	VEN	BS-5638	+ sport susp.			
			VEN	BS-5879	- sport pack.			
			VEN	BS-5638	+ sport susp.			
C 320 CDI 4-matic [204.089]	165/224	07/07->01/14	VEN	BS-5638	+ sport susp.			
			VEN	BS-5879	- sport pack.			
			VEN	BS-5638	+ sport susp.			
C 350 [204.056]	200/272	01/07->01/14	VEN	BS-5638	+ sport susp.			
			VEN	BS-5879	- sport pack.			
			VEN	BS-5638	+ sport pack.			
C 350 [204.057]	225/306	01/11->01/14	VEN	BS-5638	+ sport pack.			
			VEN	BS-5879	- sport pack.			
			VEN	BS-5638	+ sport susp.			
C 350 4-matic [204.087]	200/272	07/07->01/14	VEN	BS-5638	+ sport susp.			
			VEN	BS-5879	- sport pack.			
			VEN	BS-5638	+ sport susp.			









	<b>kW/HP</b>		<b>Type</b>			<b>Type</b>		
C 350 4-matic [204.088]	225/306	01/11->01/14	VEN	BS-5638	+ sport pack.			
			VEN	BS-5879	- sport pack.			
C 350 CDI [204.022]	165/224	07/09->01/14	VEN	BS-5638	+ sport pack.			
			VEN	BS-5879	- sport pack.			
C 350 CDI [204.023]	195/265	06/11->01/14	VEN	BS-5638	+ sport pack.			
			VEN	BS-5879	- sport pack.			
C 350 CDI [204.025]	170/231	10/09->01/14	VEN	BS-5638	+ sport pack.			
			VEN	BS-5879	- sport pack.			
C 350 CDI 4-matic [204.089]	165/224	07/09->01/14	VEN	BS-5638	+ sport pack.			
			VEN	BS-5879	- sport pack.			
C 350 CDI 4-matic [204.092]	170/231	10/09->01/14	VEN	BS-5638	+ sport pack.			
			VEN	BS-5879	- sport pack.			
C 350 CGI [204.065]	215/292	09/08->01/14	VEN	BS-5638	+ sport pack.			
			VEN	BS-5879	- sport pack.			

### C-CLASS (W205)






C 160 [205.044]	95/129	04/15->				SOL	BS-5785	
C 180 BlueTEC / d [205.036]	85/116	05/14->				SOL	BS-5785	
C 200 [205.042]	135/184	12/13->				SOL	BS-5785	
C 200 4-matic [205.043]	135/184	04/15->				SOL	BS-5785	
C 200 BlueTEC / d [205.037]	100/136	05/14->				SOL	BS-5785	
C 200 d [205.007]	100/136	10/15->				SOL	BS-5785	
C 220 BlueTEC / d [205.003]	120/163	03/14->				SOL	BS-5785	
C 220 BlueTEC / d [205.004]	125/170	12/13->				SOL	BS-5785	
C 220 d 4-matic [205.005]	125/170	04/15->				SOL	BS-5785	
C 250 [205.045]	155/211	03/14->				SOL	BS-5785	- sport pack.
C 250 BlueTEC / d [205.008]	150/204	02/14->				SOL	BS-5785	
C 250 BlueTEC / d 4-matic [205.009]	150/204	02/14->				SOL	BS-5785	
C 300 BlueTEC Hybrid / h [205.012]	150/204	05/14->				SOL	BS-5785	+ sport pack.; for SA code -> P31







### C-CLASS Coupe [C204]

C 180 [204.331]	115/156	01/13->	DRUM	BS-5625	+ sport pack.	SOL	BS-5785	+ sport pack.
			VEN	BS-5625	+ sport pack.			
			VEN	BS-5639	- sport pack.			
			VEN	BS-5853	- sport pack.; made in CH			
C 180 [204.349]	115/156	06/11->	DRUM	BS-5625	+ sport pack.	SOL	BS-5785	+ sport pack.
			VEN	BS-5625	+ sport pack.			
			VEN	BS-5639	- sport pack.			













	kw/HP		Type			Type		
C 200 CGI (204.348)	135/184	06/11->	DRUM	BS-5625	+ sport pack.	SOL	BS-5785	- sport pack.
			VEN	BS-5625	+ sport pack.			
			VEN	BS-5853	- sport pack.			
C 220 CDI (204.302)	125/170	06/11->	DRUM	BS-5625	+ sport pack.	SOL	BS-5785	
			VEN	BS-5625	+ sport pack.			
			VEN	BS-5853	- sport pack.			
C 250 (204.347)	150/204	06/11->	DRUM	BS-5625	+ sport pack.	SOL	BS-5785	- sport pack.
			VEN	BS-5625	+ sport pack.			
			VEN	BS-5853	- sport pack.			
C 250 CDI (204.303)	150/204	06/11->	DRUM	BS-5625	+ sport pack.			
			VEN	BS-5625	+ sport pack.			
			VEN	BS-5853	- sport pack.			
C 350 (204.357)	225/306	06/11->	VEN	BS-5638	+ sport pack.			
			VEN	BS-5879	- sport pack.			
C 350 4-matic	225/306	09/13->	VEN	BS-5638	+ sport pack.			
			VEN	BS-5879	- sport pack.			
<b>C-CLASS Coupe (C205)</b> 								
C 180 (205.340)	115/156	10/15->				SOL	BS-5785	
C 200 (205.342)	135/184	10/15->				SOL	BS-5785	
C 220 d (205.304)	125/170	10/15->				SOL	BS-5785	
C 250 (205.345)	155/211	10/15->				SOL	BS-5785	- sport pack.
C 250 d (205.308)	150/204	10/15->				SOL	BS-5785	- sport pack.
<b>C-CLASS Coupe (CL203)</b> 								
C 160 Kompressor (203.730)	90/122	05/02->05/08	VEN	BS-5061		SOL	BS-5062	
			VEN	BS-5289				
C 180 (203.735)	95/129	03/01->05/02	VEN	BS-5061		SOL	BS-5062	
			VEN	BS-5289				
C 180 Kompressor (203.746)	105/143	05/02->05/08	VEN	BS-5061		SOL	BS-5062	
			VEN	BS-5289				
C 200 CDI (203.707)	90/122	03/03->05/08	VEN	BS-5061		SOL	BS-5062	
			VEN	BS-5289				
C 200 CGI Kompressor (203.743)	125/170	03/03->05/08	VEN	BS-5061		SOL	BS-5062	
			VEN	BS-5289				
C 200 Kompressor (203.742)	120/163	05/02->05/08	VEN	BS-5061		SOL	BS-5062	
			VEN	BS-5289				
C 200 Kompressor (203.745)	120/163	03/01->05/02	VEN	BS-5061		SOL	BS-5062	
			VEN	BS-5289				

	kw/HP		Type			Type			
C 220 CDI (203.706)	105/143	03/01->01/04	VEN	BS-5061		SOL	BS-5062		
			VEN	BS-5289					
C 220 CDI (203.708)	110/150	02/04->05/08	VEN	BS-5061		SOL	BS-5062		
			VEN	BS-5289					
C 230 (203.752)	150/204	01/05->05/08	VEN	BS-5061		SOL	BS-5809		
			VEN	BS-5201					
C 230 Kompressor (203.740)	141/192	05/02->05/08	VEN	BS-5061		SOL	BS-5809		
			VEN	BS-5289					
C 230 Kompressor (203.747)	145/197	03/01->05/02	VEN	BS-5061		SOL	BS-5809		
			VEN	BS-5289					
C 30 CDI AMG (203.718)	170/231	09/02->05/08				SOL	BS-5809	02/03->	
C 320 (203.764)	160/218	09/02->05/08	VEN	BS-5289		SOL	BS-5809		
C 350 (203.756)	200/272	01/05->05/08				SOL	BS-5809		
<b>C-CLASS Estate (S202)</b> 									
C 180 T (202.078)	90/122	06/96->09/00	VEN	BS-5848		SOL	BS-5062		
C 180 T (202.081)	95/129	09/00->03/01	VEN	BS-5061		SOL	BS-5062		
			VEN	BS-5848					
C 200 T (202.080)	100/136	06/96->03/01	VEN	BS-5848		SOL	BS-5062		
C 200 T CDI (202.194)	75/102	03/98->03/01	VEN	BS-5848		SOL	BS-5062		
C 200 T D (202.180)	65/88	10/96->03/01	VEN	BS-5848	->05/00	SOL	BS-5062	->05/00	
C 200 T Kompressor (202.087)	120/163	09/00->03/01	VEN	BS-5289		SOL	BS-5062		
C 200 T Kompressor (202.082)	141/192	11/96->03/01	VEN	BS-5289	->10/00	SOL	BS-5062	->10/00	
C 220 T CDI (202.193)	92/125	09/97->03/01	VEN	BS-5848		SOL	BS-5062		
C 220 T D	55/75	06/96->03/01	VEN	BS-5848		SOL	BS-5062		
C 220 T D (202.182)	70/95	06/96->09/98	VEN	BS-5848		SOL	BS-5062		
C 230 T (202.083)	110/150	06/96->06/98	VEN	BS-5848	- ASR; - ETS	SOL	BS-5020	- ASR; - ETS	
						SOL	BS-5060	- ASR; - ETS	
C 230 T Kompressor (202.085)	142/193	06/97->09/00	VEN	BS-5289	->10/99	SOL	BS-5062	->10/99	
C 240 T (202.086)	125/170	06/97->09/00	VEN	BS-5289		SOL	BS-5062		
C 240 T (202.088)	125/170	09/00->03/01	VEN	BS-5289		SOL	BS-5062		
C 250 T Turbo-D (202.188)	110/150	06/96->03/01	VEN	BS-5289		SOL	BS-5062		
C 280 T (202.089)	145/197	06/97->03/01	VEN	BS-5289	->10/00	SOL	BS-5062	->10/00	
<b>C-CLASS T-Model (S203)</b> 									
C 180 (203.235)	95/129	03/01->05/02	VEN	BS-5061		SOL	BS-5809		
			VEN	BS-5289					
C 180 Kompressor (203.246)	105/143	05/02->08/07	VEN	BS-5061		SOL	BS-5809		
			VEN	BS-5289					- H/D









	<b>kW/HP</b>		<b>Type</b>			<b>Type</b>			
C 200 CDI (203.204)	85/116	03/01->08/07	VEN	BS-5061		SOL	BS-5809		
			VEN	BS-5289	- sport susp.				
C 200 CDI (203.204, 203.207)	75/102	03/01->08/07	VEN	BS-5061		SOL	BS-5809	->07/03	
			VEN	BS-5289	->07/03				
C 200 CDI (203.207)	90/122	04/03->08/07	VEN	BS-5061		SOL	BS-5809		
			VEN	BS-5289	- sport susp.				
C 200 CGI Kompressor (203.243)	125/170	07/03->08/07	VEN	BS-5061		SOL	BS-5809		
			VEN	BS-5289					
C 200 Kompressor (203.242)	120/163	05/02->08/07	VEN	BS-5061		SOL	BS-5809		
			VEN	BS-5289					
C 200 Kompressor (203.245)	120/163	03/01->05/02	VEN	BS-5061		SOL	BS-5809		
			VEN	BS-5201					
			VEN	BS-5289					
C 220 CDI (203.206)	105/143	03/01->08/07	VEN	BS-5061		SOL	BS-5809		
			VEN	BS-5289	- sport susp.				
C 220 CDI (203.208)	110/150	02/04->08/07	VEN	BS-5061		SOL	BS-5809		
			VEN	BS-5289	- sport susp.				
C 220 CDI (203.208)	100/136	08/06->08/07	VEN	BS-5289	- sport pack.	SOL	BS-5809		
C 230 (203.252)	150/204	01/05->08/07	VEN	BS-5201	- sport susp.	SOL	BS-5809		
			VEN	BS-5289	- sport pack.				
C 230 Kompressor (203.240)	141/192	02/04->08/07	VEN	BS-5201	->07/05	SOL	BS-5809	->07/05	
			VEN	BS-5289	- sport pack.				
C 240 (203.261)	125/170	03/01->08/07	VEN	BS-5289	- sport pack.	SOL	BS-5809	->07/05	
C 240 4-matic (203.281)	125/170	07/02->08/07	VEN	BS-5289		SOL	BS-5809		
C 270 CDI (203.216)	125/170	03/01->08/07	VEN	BS-5289	- sport pack.	SOL	BS-5809		
C 280 (203.254)	170/231	01/05->08/07	VEN	BS-5201	- sport susp.	SOL	BS-5809		
			VEN	BS-5289	- sport pack.				
C 280 4-matic (203.292)	170/231	01/05->08/07	VEN	BS-5201	- sport susp.	SOL	BS-5809		
			VEN	BS-5289	- sport pack.				
C 320 (203.264)	160/218	03/01->08/07	VEN	BS-5289	- sport pack.	SOL	BS-5809		
C 320 4-matic (203.284)	160/218	07/02->08/07	VEN	BS-5289		SOL	BS-5809		
C 320 CDI (203.220)	165/224	06/05->08/07				SOL	BS-5809		
C 350 (203.256)	200/272	01/05->08/07	VEN	BS-5201		SOL	BS-5809		
<b>C-CLASS T-Model (S204)</b> 									
C 180 (204.231)	115/156	02/12->08/14	DRUM	BS-5625	+ sport pack.	SOL	BS-5785	+ sport pack.	
			VEN	BS-5625	+ sport pack.				
			VEN	BS-5639	- sport pack.				

	<b>kW/HP</b>		<b>Type</b>			<b>Type</b>		
C 180 CDI (204.200)	88/120	01/11->08/14	DRUM	BS-5625	+ sport pack.	SOL	BS-5785	+ sport pack.
			VEN	BS-5625	+ sport pack.			
			VEN	BS-5639	- sport pack.			
C 180 CGI (204.249)	115/156	11/09->08/14	DRUM	BS-5625	+ sport pack.	SOL	BS-5785	+ sport pack.
			VEN	BS-5625	+ sport pack.			
			VEN	BS-5639	- sport pack.			
C 180 Kompressor (204.245)	115/156	01/08->08/14	DRUM	BS-5625	+ sport susp.	SOL	BS-5785	+ sport susp.
			VEN	BS-5625	+ sport susp.			
			VEN	BS-5639	- sport pack.			
C 180 Kompressor (204.246)	115/156	08/07->08/14	DRUM	BS-5625	+ sport susp.	SOL	BS-5785	+ sport susp.
			VEN	BS-5625	+ sport susp.			
			VEN	BS-5639	- sport susp.			
C 200 CDI (204.201)	100/136	08/10->08/14	DRUM	BS-5625	+ sport pack.	SOL	BS-5785	->ch.F484263
			VEN	BS-5625	+ sport pack.			
			VEN	BS-5639	- sport pack.			
C 200 CDI (204.207)	100/136	08/07->12/11	DRUM	BS-5625	+ sport susp.	SOL	BS-5785	
			VEN	BS-5625	+ sport susp.			
			VEN	BS-5639	- sport pack.			
C 200 CGI (204.248)	135/184	08/07->08/14	DRUM	BS-5625	+ sport pack.	SOL	BS-5785	
			VEN	BS-5625	+ sport pack.			
			VEN	BS-5853	- sport pack.			
C 200 Kompressor (204.241)	135/184	08/07->08/14	DRUM	BS-5625	+ sport susp.	SOL	BS-5785	
			VEN	BS-5625	+ sport susp.			
			VEN	BS-5853	- sport susp.			
C 220 CDI	120/163	12/08->08/14	DRUM	BS-5625	+ sport pack.	SOL	BS-5785	
			VEN	BS-5625	+ sport pack.			
			VEN	BS-5853	- sport pack.			
C 220 CDI (204.202)	125/170	12/08->08/14	DRUM	BS-5625	+ sport pack.	SOL	BS-5785	
			VEN	BS-5625	+ sport pack.			
			VEN	BS-5853	- sport pack.			
C 220 CDI (204.208)	125/170	08/07->11/08	DRUM	BS-5625	+ sport susp.	SOL	BS-5785	
			VEN	BS-5625	+ sport susp.			
			VEN	BS-5853	- sport susp.			
C 220 CDI 4-matic (204.284)	125/170	02/13->08/14	DRUM	BS-5625	05/13->; + sport pack.	SOL	BS-5785	05/13->
			VEN	BS-5625	05/13->; + sport pack.			
			VEN	BS-5853	05/13->; - sport pack.			







	kw/HP		Type			Type		
C 230 (204.252)	150/204	08/07->08/14	DRUM	BS-5625	+ sport susp.	SOL	BS-5785	
			VEN	BS-5625	+ sport susp.			
			VEN	BS-5853	- sport susp.			
C 250 CDI (204.203)	150/204	01/09->08/14	DRUM	BS-5625	+ sport pack.			
			VEN	BS-5625	+ sport pack.			
			VEN	BS-5853	- sport pack.			
C 250 CDI 4-matic (204.282)	150/204	04/10->08/14	VEN	BS-5638	+ sport pack.	SOL	BS-5785	+ sport pack.
			VEN	BS-5853	- sport pack.			
C 250 CGI (204.247)	150/204	07/09->08/14	DRUM	BS-5625	+ sport pack.	SOL	BS-5785	
			VEN	BS-5625	+ sport pack.			
			VEN	BS-5853	- sport pack.			
C 280 (204.254)	170/231	08/07->08/14	VEN	BS-5638	+ sport susp.	SOL	BS-5785	
			VEN	BS-5853	- sport susp.			
C 320 CDI (204.222)	165/224	08/07->08/14	VEN	BS-5638	+ sport susp.			
			VEN	BS-5879	- sport pack.			
C 320 CDI 4-matic (204.289)	165/224	08/07->08/14	VEN	BS-5638	+ sport susp.			
			VEN	BS-5879	- sport pack.			
C 350 (204.256)	200/272	08/07->08/14	VEN	BS-5638	+ sport susp.			
			VEN	BS-5879	- sport pack.			
C 350 CDI (204.223)	195/265	06/11->08/14	VEN	BS-5638	+ sport pack.			
			VEN	BS-5879	- sport pack.			
C 350 CDI (204.225)	170/231	10/09->08/14	VEN	BS-5638	+ sport pack.			
			VEN	BS-5879	- sport pack.			
C 350 CDI 4-matic (204.292)	170/231	10/09->08/14	VEN	BS-5638	+ sport pack.			
			VEN	BS-5879	- sport pack.			
C 350 CGI (204.257)	225/306	06/11->08/14	VEN	BS-5638	+ sport pack.			
			VEN	BS-5879	- sport pack.			
<b>C-CLASS T-Model (S205) </b>								
C 160 (205.244)	95/129	04/15->				SOL	BS-5785	- sport pack.
C 180 (205.240)	115/156	09/14->				SOL	BS-5785	- sport pack.
C 180 BlueTEC / d (205.236)	85/116	09/14->				SOL	BS-5785	- sport pack.
C 200 (205.242)	135/184	09/14->				SOL	BS-5785	- sport pack.
C 200 4-matic (205.243)	135/184	04/15->				SOL	BS-5785	- sport pack.
C 200 BlueTEC / d (205.237)	100/136	09/14->				SOL	BS-5785	- sport pack.
C 200 d (205.207)	100/136	10/15->				SOL	BS-5785	not for taxis; - sport pack.; not for SA code P31; not for SA code P10
C 220 BlueTEC / d (205.204)	125/170	09/14->				SOL	BS-5785	- sport pack.
C 220 d 4-matic (205.205)	125/170	04/15->				SOL	BS-5785	- sport pack.
C 250 (205.245)	155/211	09/14->				SOL	BS-5785	- sport pack.










	kW/HP		Type			Type		
C 250 BlueTEC / d (205.208)	150/204	09/14->				SOL	BS-5785	- sport pack.
C 250 BlueTEC / d 4-matic (205.209)	150/204	10/14->				SOL	BS-5785	- sport pack.
C 300 (205.248)	180/245	09/15->				SOL	BS-5785	- sport pack.
<b>CITAN Box (415)</b> 								
108 CDI (415.601, 415.603)	55/75	11/12->	VEN	BS-5631	∅ wheel 15` in; ∅ wheel 16` in			
109 CDI (415.601, 415.603, 415.605)	66/90	11/12->	VEN	BS-5631	∅ wheel 15` in; ∅ wheel 16` in			
111 CDI (415.603, 415.605)	81/110	06/13->	VEN	BS-5631	∅ wheel 15` in; ∅ wheel 16` in			
112 (415.603)	84/114	06/13->	VEN	BS-5631	∅ wheel 15` in; ∅ wheel 16` in			
<b>CITAN Combi (415)</b> 								
108 CDI (415.703)	55/75	11/12->	VEN	BS-5631	∅ wheel 15` in; ∅ wheel 16` in			
109 CDI (415.703)	66/90	11/12->	VEN	BS-5631	∅ wheel 15` in; ∅ wheel 16` in			
111 CDI (415.703)	81/110	06/13->	VEN	BS-5631	∅ wheel 15` in; ∅ wheel 16` in			
112 (415.703)	84/114	06/13->	VEN	BS-5631	∅ wheel 15` in; ∅ wheel 16` in			
<b>CITAN Mixto (415)</b> 								
109 CDI	66/90	11/12->	VEN	BS-5631	∅ wheel 15` in; ∅ wheel 16` in			
111 CDI (415.601, 415.603, 415.605)	81/110	06/13->	VEN	BS-5631	∅ wheel 15` in; ∅ wheel 16` in			
<b>CLA Coupe (C117)</b> 								
CLA 180 (117.342)	90/122	01/13->	VEN	BS-5886	- sport pack.			
CLA 180 CDI / d (117.312)	80/109	10/13->	VEN	BS-5886	- sport pack.			
CLA 200 (117.343)	115/156	01/13->	VEN	BS-5886	- sport pack.			
CLA 200 CDI (117.301)	100/136	06/13->	VEN	BS-5886	- sport pack.			
CLA 200 CDI / d (117.308)	100/136	07/14->	VEN	BS-5886	- sport pack.; not for SA code 950; not for SA code 660			
CLA 200 CDI / d 4-matic (117.302)	100/136	07/14->	VEN	BS-5886	- sport pack.; not for SA code 950; not for SA code 660			
<b>CLA Shooting Brake (X117)</b> 								
CLA 180 (117.942)	90/122	01/15->	VEN	BS-5886	- sport pack.; not for SA code 950			
CLA 180 d (117.912)	80/109	07/15->	VEN	BS-5886	- sport pack.			
CLA 200 (117.943)	115/156	01/15->	VEN	BS-5886	- sport pack.; not for SA code 950			
CLA 200 CDI / d (117.908)	100/136	01/15->	VEN	BS-5886	- sport pack.			
CLA 200 CDI / d 4-matic (117.902)	100/136	01/15->	VEN	BS-5886	not for SA code 950; - sport pack.			
CLA 220 CDI / d (117.903)	130/177	01/15->	VEN	BS-5886	- sport pack.			
<b>CLC-CLASS (CL203)</b> 								
CLC 160 (203.731)	95/129	02/09->06/11	VEN	BS-5061		SOL	BS-5062	
			VEN	BS-5289				
CLC 180 Kompressor (203.746)	105/143	05/08->06/11	VEN	BS-5061		SOL	BS-5062	
			VEN	BS-5289				
CLC 200 CDI (203.707)	90/122	05/08->06/11	VEN	BS-5061		SOL	BS-5062	
			VEN	BS-5289				
















	kW/HP		Type			Type			
			VEN	BS-5061					
CLC 200 Kompressor [203.741]	135/184	05/08->06/11	VEN	BS-5201		SOL	BS-5809		
			VEN	BS-5289					
CLC 220 CDI [203.708]	110/150	05/08->06/11	VEN	BS-5061		SOL	BS-5062		
			VEN	BS-5289					
CLC 230 [203.752]	150/204	05/08->06/11	VEN	BS-5201		SOL	BS-5809		
			VEN	BS-5289					
CLC 350 [203.756]	200/272	05/08->06/11				SOL	BS-5809		
<b>CLK [C208]</b> 									
200 [208.335]	100/136	06/97->06/02	VEN	BS-5289	ch.151908->; ->ch.49361	SOL	BS-5062		
200 Kompressor [208.344]	120/163	06/00->06/02	VEN	BS-5061		SOL	BS-5062		
			VEN	BS-5289					
200 Kompressor [208.345]	141/192	06/97->06/00	VEN	BS-5289	ch.151908->; ->ch.49361	SOL	BS-5062		
230 Kompressor [208.347]	142/193	06/97->06/00	VEN	BS-5289		SOL	BS-5062		
230 Kompressor [208.348]	145/197	06/00->06/02	VEN	BS-5061		SOL	BS-5062		
			VEN	BS-5289					
320 [208.365]	160/218	06/97->06/02	VEN	BS-5201		SOL	BS-5809		
			VEN	BS-5289					
430 [208.370]	205/279	07/98->06/02				SOL	BS-5809	ch.129678->; ->ch.28295	
<b>CLK [C209]</b> 									
200 CGI [209.343]	125/170	07/03->05/09	VEN	BS-5061		SOL	BS-5062	- sport pack.	
			VEN	BS-5289	- sport pack.	SOL	BS-5809	+ sport pack.	
200 Kompressor [209.341]	135/184	10/06->05/09	VEN	BS-5061		SOL	BS-5809		
			VEN	BS-5289	- sport pack.				
200 Kompressor [209.342]	120/163	09/02->05/09	VEN	BS-5061		SOL	BS-5062	- sport susp.	
			VEN	BS-5289	- sport susp.	SOL	BS-5809	+ sport susp.	
220 CDI [209.308]	110/150	01/05->05/09	VEN	BS-5061		SOL	BS-5062	- sport pack.	
			VEN	BS-5289	- sport pack.	SOL	BS-5809	+ sport pack.	
220 CDI [209.308]	100/136	01/05->05/09	VEN	BS-5289	- sport pack.	SOL	BS-5062	- sport pack.	
						SOL	BS-5809	+ sport pack.	
240 [209.361]	125/170	06/02->05/09	VEN	BS-5061					
			VEN	BS-5201		SOL	BS-5809		
			VEN	BS-5289					
270 CDI [209.316]	125/170	10/02->05/09	VEN	BS-5061		SOL	BS-5809		
			VEN	BS-5289	- sport pack.				
280 [209.354]	170/231	01/05->05/09	VEN	BS-5061					
			VEN	BS-5201	- sport susp.	SOL	BS-5809		
			VEN	BS-5289	- sport pack.				







	<b>kW/HP</b>		<b>Type</b>			<b>Type</b>			
320 [209.365]	160/218	06/02->05/09	VEN	BS-5061		SOL	BS-5809		
			VEN	BS-5289					
320 CDI [209.320]	165/224	01/05->05/09				SOL	BS-5809		
350 [209.356]	200/272	01/05->05/09				SOL	BS-5809		
<b>CLK Convertible [A208]</b> 									
200 [208.435]	100/136	03/98->03/02	VEN	BS-5289	->05/00	SOL	BS-5062	->05/00	
200 Kompressor [208.444]	120/163	06/00->03/02	VEN	BS-5289		SOL	BS-5809		
200 Kompressor [208.445]	141/192	03/98->06/00	VEN	BS-5201		SOL	BS-5809		
			VEN	BS-5289					
230 Kompressor [208.447]	142/193	03/98->06/00	VEN	BS-5201		SOL	BS-5809		
			VEN	BS-5289					
230 Kompressor [208.448]	145/197	06/00->03/02	VEN	BS-5289		SOL	BS-5809		
320 [208.465]	160/218	03/98->03/02	VEN	BS-5201		SOL	BS-5809		
			VEN	BS-5289					
430 [208.470]	205/279	09/98->03/02	VEN	BS-5201		SOL	BS-5809		
<b>CLK Convertible [A209]</b> 									
CLK 200 CGI [209.443]	125/170	07/03->03/10	VEN	BS-5061		SOL	BS-5062	- sport pack.	
			VEN	BS-5201	- sport pack.			SOL	BS-5809
CLK 200 Kompressor [209.441]	135/184	10/06->03/10	VEN	BS-5061		SOL	BS-5809		
			VEN	BS-5289	- sport pack.				
CLK 200 Kompressor [209.442]	120/163	02/03->03/10	VEN	BS-5061		SOL	BS-5809		
			VEN	BS-5289	- sport pack.				
CLK 240 [209.461]	125/170	02/03->03/10	VEN	BS-5061		SOL	BS-5809		
			VEN	BS-5289					
CLK 280 [209.454]	170/231	01/05->03/10	VEN	BS-5201	+ sport susp.	SOL	BS-5809		
			VEN	BS-5289	- sport pack.				
CLK 320 [209.465]	160/218	02/03->03/10	VEN	BS-5289		SOL	BS-5809		
CLK 320 CDI [209.420]	165/224	03/05->03/10				SOL	BS-5809		
CLK 350 [209.456]	200/272	01/05->03/10				SOL	BS-5809		
<b>CLS [C218]</b> 									
CLS 250 BlueTEC / d 4-matic [218.397]	150/204	05/14->				SOL	BS-5598		
CLS 250 CDI / BlueTEC / d [218.303, 218.304]	150/204	04/11->				SOL	BS-5598		
CLS 350 [218.359]	225/306	01/11->				VEN	BS-5633		
CLS 350 BlueTEC [218.326]	185/252	11/12->				VEN	BS-5633	02/13->	
CLS 350 BlueTEC / d [218.326]	190/258	06/14->				VEN	BS-5633		
CLS 350 BlueTEC 4-matic [218.394]	185/252	11/12->				VEN	BS-5633	02/13->	
CLS 350 CDI [218.323]	195/265	01/11->				VEN	BS-5633		
CLS 350 CDI 4-matic [218.393]	195/265	09/11->				VEN	BS-5633		
CLS 350 d 4-matic [218.394]	190/258	04/15->				VEN	BS-5633		








	<b>kW/HP</b>		<b>Type</b>			<b>Type</b>		
CLS 400 [218.361]	245/333	07/14->				VEN	BS-5633	
CLS 400 4-matic [218.368]	245/333	07/14->				VEN	BS-5633	
<b>CLS [C219]</b> 								
CLS 280 [219.354]	170/231	07/08->12/10	VEN	BS-5635		VEN	BS-5633	
CLS 300 [219.354]	170/231	04/09->12/10	VEN	BS-5635		VEN	BS-5633	
CLS 320 CDI [219.322]	165/224	01/05->12/10	VEN	BS-5863		VEN	BS-5633	
CLS 350 [219.356]	200/272	10/04->12/10	VEN	BS-5635		VEN	BS-5633	
			VEN	BS-5863				
CLS 350 [219.357]	215/292	04/06->12/10	VEN	BS-5635		VEN	BS-5633	
CLS 350 CDI [219.322]	165/224	04/09->12/10	VEN	BS-5863		VEN	BS-5633	
CLS 350 CGI [219.357]	215/292	04/09->12/10	VEN	BS-5635		VEN	BS-5633	
CLS 500 [219.372]	285/388	04/06->12/10				VEN	BS-5633	
CLS 500 [219.375]	225/306	10/04->12/10	VEN	BS-5635		VEN	BS-5633	
<b>CLS Shooting Brake [X218]</b> 								
CLS 220 BlueTEC / d [218.901]	125/170	05/14->				SOL	BS-5598	
CLS 250 BlueTEC / d 4-matic [218.997]	150/204	05/14->				SOL	BS-5598	
CLS 250 CDI / BlueTEC / d [218.903, 218.904]	150/204	10/12->				SOL	BS-5598	
CLS 350 [218.959]	225/306	10/12->				VEN	BS-5633	
CLS 350 BlueTEC / d [218.926]	190/258	05/14->				VEN	BS-5633	
CLS 350 BlueTEC 4-matic [218.994]	185/252	05/14->				VEN	BS-5633	
CLS 350 CDI [218.923]	195/265	10/12->				VEN	BS-5633	
CLS 350 CDI 4-matic [218.993]	195/265	10/12->				VEN	BS-5633	
CLS 350 d 4-matic [218.994]	190/258	04/15->				VEN	BS-5633	
CLS 400 [218.961]	245/333	07/14->				VEN	BS-5633	
CLS 400 [218.965]	245/333	05/14->				VEN	BS-5633	
CLS 400 4-matic [218.967]	245/333	05/14->				VEN	BS-5633	
CLS 400 4-matic [218.968]	245/333	07/14->				VEN	BS-5633	
<b>COUPE [C123]</b> 								
230 C [123.043]	80/109	05/77->04/80				SOL	BS-5613	->08/79
230 CE [123.243]	100/136	04/80->12/85				SOL	BS-5613	->08/85
280 C [123.050]	115/156	03/77->03/80				SOL	BS-5613	->08/79
280 CE	136/185	03/77->11/85				SOL	BS-5613	
280 CE	130/177	09/77->08/79				SOL	BS-5613	
300 C Turbo-D [123.153]	92/125	09/81->07/85				SOL	BS-5613	
<b>COUPE [C124]</b> 								
220 CE [124.042]	110/150	10/92->05/93	VEN	BS-5022	Brakes- / Drive Dynamics Articles: for ASR; + ETS	SOL	BS-5060	Brakes- / Drive Dynamics Articles: for ASR; + ETS
230 CE [124.043]	100/136	03/87->12/92	SOL	BS-5026	->08/89; - ASR; - ETS	SOL	BS-5060	->08/89; - ASR; - ETS
230 CE [124.043]	97/132	03/87->12/92	VEN	BS-5022	09/89->; - ASR; - ETS	SOL	BS-5060	- ASR; - ETS
			SOL	BS-5026	->08/89; - ASR; - ETS			

	<b>kW/HP</b>		<b>Type</b>			<b>Type</b>			
230 CE (124.043) CAT	97/132	06/89->12/92	VEN	BS-5022	- ASR; - ETS	SOL	BS-5060	- ASR; - ETS	
			SOL	BS-5026	->08/89; - ASR; - ETS				
300 CE	138/188	03/87->12/89	VEN	BS-5022	- ASR; - ETS	SOL	BS-5060	- ASR; - ETS	
300 CE (124.050)	132/180	03/87->05/93	VEN	BS-5022	- ASR; - ETS	SOL	BS-5060	- ASR; - ETS	
<b>COUPE (W111)</b> 									
250 SE (111.021)	110/150	01/65->12/67				SOL	BS-5613	->08/67	
280 SE (111.024)	118/160	01/67->12/71				SOL	BS-5613	->08/70	
280 SE 3.5 (111.026)	147/200	01/69->12/71				SOL	BS-5613	->08/71	
<b>E-CLASS (W124)</b> 									
E 200 (124.019)	100/136	06/93->06/95	VEN	BS-5022	- ASR; - ETS	SOL	BS-5060	- ASR; - ETS	
E 200 D (124.120)	55/75	06/93->06/95	SOL	BS-5026		SOL	BS-5060		
E 220 (124.022)	110/150	06/93->06/95	VEN	BS-5022		SOL	BS-5060		
E 250 D (124.126, 124.129)	83/113	07/93->06/95	SOL	BS-5026	+ ABS; - ASR; - ETS	SOL	BS-5060	+ ABS; - ASR; - ETS	
E 250 Turbo-D (124.128)	93/126	06/93->06/95	VEN	BS-5022	+ ABS; - ASR; - ETS	SOL	BS-5060	+ ABS; - ASR; - ETS	
E 280 (124.028)	145/197	06/93->06/95	VEN	BS-5022	+ ABS; - ASR; - ETS	SOL	BS-5060	+ ABS; - ASR; - ETS	
E 280 (124.029)	142/193	06/93->06/95	VEN	BS-5022	+ ABS; - ASR; - ETS	SOL	BS-5060	+ ABS; - ASR; - ETS	
E 300 4-matic (124.230)	132/180	06/93->06/95	VEN	BS-5022		SOL	BS-5060	- ASR; - ETS	
E 300 D (124.131)	100/136	07/93->06/95	VEN	BS-5022	- ASR; - ETS	SOL	BS-5060	- ASR; - ETS	
E 300 Turbo-D (124.133)	108/147	06/93->06/95	VEN	BS-5022	- ASR; - ETS	SOL	BS-5060	- ASR; - ETS	
E 300 Turbo-D 4-matic (124.333)	108/147	06/93->06/95	VEN	BS-5022	- ASR; - ETS	SOL	BS-5060	- ASR; - ETS	
<b>E-CLASS (W210)</b> 									
E 200 (210.035)	100/136	06/95->08/00	VEN	BS-5289		SOL	BS-5062		
E 200 CDI (210.007)	75/102	06/98->03/02	VEN	BS-5289		SOL	BS-5062		
E 200 CDI (210.007)	85/116	07/99->03/02	VEN	BS-5289		SOL	BS-5062		
E 200 D (210.003)	65/88	01/96->03/02	VEN	BS-5289	->07/00	SOL	BS-5062	->07/00	
E 200 Kompressor (210.045)	137/186	06/97->03/02	VEN	BS-5201		SOL	BS-5809		
			VEN	BS-5289					
E 200 Kompressor (210.048)	120/163	08/00->03/02	VEN	BS-5289		SOL	BS-5062		
E 220 CDI (210.006)	92/125	06/98->07/99	VEN	BS-5289		SOL	BS-5062		
E 220 CDI (210.006)	105/143	07/99->03/02	VEN	BS-5289		SOL	BS-5062		
E 220 D	55/75	05/96->03/02	VEN	BS-5289	->05/98	SOL	BS-5062	->05/98	
E 220 D (210.004)	70/95	06/95->07/99	VEN	BS-5289		SOL	BS-5062		
E 230 (210.037)	110/150	06/95->06/97	VEN	BS-5289		SOL	BS-5062		
E 240 (210.061)	125/170	06/97->08/00	VEN	BS-5201	for EDS	SOL	BS-5062	- EDS	
			VEN	BS-5289	- EDS				
E 240 (210.062)	125/170	08/00->03/02	VEN	BS-5289		SOL	BS-5062		
E 250 D (210.010)	83/113	06/95->07/99	VEN	BS-5289		SOL	BS-5062		
E 250 Turbo-D (210.015)	110/150	06/97->07/99	VEN	BS-5289		SOL	BS-5062		
E 270 CDI (210.016)	125/170	07/99->03/02	VEN	BS-5289		SOL	BS-5809		

	<b>kW/HP</b>		<b>Type</b>			<b>Type</b>		
E 280 [210.053]	142/193	01/96->06/97	VEN	BS-5289		SOL	BS-5809	
E 280 [210.063]	150/204	12/96->03/02	VEN	BS-5201	04/97->	SOL	BS-5809	
			VEN	BS-5289				
E 280 4-matic [210.081]	150/204	12/96->03/02	VEN	BS-5201	04/97->	SOL	BS-5809	04/97->
			VEN	BS-5289				
E 290 Turbo-D [210.017]	95/129	03/96->07/99	VEN	BS-5289		SOL	BS-5062	
E 300 D [210.020]	100/136	06/95->06/97	VEN	BS-5289		SOL	BS-5062	
E 300 Turbo-D [210.025]	130/177	12/96->07/99	VEN	BS-5201		SOL	BS-5809	
			VEN	BS-5289				
E 320 [210.055]	162/220	06/95->06/97	VEN	BS-5289		SOL	BS-5809	
E 320 [210.065]	165/224	06/97->03/02	VEN	BS-5201		SOL	BS-5809	
			VEN	BS-5289				
E 320 4-matic [210.082]	165/224	06/97->03/02	VEN	BS-5201		SOL	BS-5809	
			VEN	BS-5289				
E 320 CDI [210.026]	145/197	07/99->03/02	VEN	BS-5289		SOL	BS-5809	
E 420 [210.072]	205/279	01/96->06/97				SOL	BS-5809	
E 430 [210.070]	205/279	06/97->03/02				SOL	BS-5809	
E 430 4-matic [210.083]	205/279	05/99->03/02				SOL	BS-5809	
<b>E-CLASS (W211)</b> 								
E 200 CDI [211.004]	75/102	07/02->12/08	VEN	BS-5792	11/02->; for taxis	SOL	BS-5598	11/02->
						VEN	BS-5633	11/02->; for taxis
E 200 CDI [211.004]	90/122	07/02->12/08	VEN	BS-5792	11/02->; for taxis	SOL	BS-5598	11/02->
						VEN	BS-5633	11/02->; for taxis
E 200 CDI [211.007]	100/136	04/06->12/08	VEN	BS-5792		SOL	BS-5598	not for taxis
						VEN	BS-5633	for taxis
E 200 Kompressor [211.041]	135/184	04/06->12/08	VEN	BS-5792		SOL	BS-5598	not for taxis
						VEN	BS-5633	for taxis
E 200 Kompressor [211.042]	120/163	11/02->12/08	VEN	BS-5792	for taxis	SOL	BS-5598	
						VEN	BS-5633	for taxis
E 200 NGT [211.041]	120/163	03/04->12/08	VEN	BS-5792	for taxis	SOL	BS-5598	
						VEN	BS-5633	for taxis
E 220 CDI	120/163	03/03->12/08	VEN	BS-5792		SOL	BS-5598	- sport pack.
						VEN	BS-5633	+ sport pack.
E 220 CDI [211.006]	110/150	03/02->12/08	VEN	BS-5792		SOL	BS-5598	- sport susp.
						VEN	BS-5633	+ sport susp.
E 220 CDI [211.006]	100/136	03/02->12/08	VEN	BS-5792		SOL	BS-5598	- sport susp.
						VEN	BS-5633	+ sport susp.

	kW/HP		Type			Type		
E 220 CDI [211.008]	125/170	04/06->12/08	VEN	BS-5792		SOL	BS-5598	not for taxis
						VEN	BS-5633	for taxis
E 230 [211.052]	150/204	09/07->12/08	VEN	BS-5792		SOL	BS-5598	
						VEN	BS-5633	
E 240 [211.061]	130/177	03/02->12/08	VEN	BS-5792	->07/05; for taxis	SOL	BS-5598	->07/05
						VEN	BS-5633	->07/05; for taxis
E 240 4-matic [211.080]	130/177	03/03->12/08	VEN	BS-5792	->07/05; for taxis	SOL	BS-5598	->07/05
						VEN	BS-5633	->07/05; for taxis
E 270 CDI [211.016]	130/177	03/02->12/08	VEN	BS-5792		SOL	BS-5598	not for taxis
						VEN	BS-5633	for taxis
E 280 [211.054]	170/231	03/05->12/08	VEN	BS-5792	- sport pack.	SOL	BS-5598	
						VEN	BS-5633	
E 280 4-matic [211.092]	170/231	01/06->12/08				SOL	BS-5598	
						VEN	BS-5633	
E 280 CDI [211.020]	140/190	03/05->12/08	VEN	BS-5635	for armoured vc	SOL	BS-5598	
						VEN	BS-5633	for taxis
E 280 CDI [211.023]	130/177	05/04->12/08	VEN	BS-5792	->07/05	SOL	BS-5598	->07/05
						VEN	BS-5633	->07/05; for taxis
E 280 CDI 4-matic	140/190	03/05->12/08				SOL	BS-5598	- sport susp.
						VEN	BS-5633	+ sport susp.
E 300 BlueTEC	155/211	09/07->12/08	VEN	BS-5635		SOL	BS-5598	not for armored vc
			VEN	BS-5792	not for armored vc	VEN	BS-5633	for armoured vc
E 320 [211.065]	165/224	03/02->12/08	VEN	BS-5635		SOL	BS-5598	
			VEN	BS-5792	not for armored vc; ch.A400548->	VEN	BS-5633	
E 320 4-matic [211.082]	165/224	03/03->12/08	VEN	BS-5863	08/03->; ->07/04; for taxis	SOL	BS-5598	08/03->; ->07/04
			VEN	BS-5633		VEN	BS-5633	08/03->; ->07/04; for taxis
E 320 CDI [211.022]	165/224	03/05->12/08	VEN	BS-5635		SOL	BS-5598	- sport susp.
			VEN	BS-5792	not for armored vc; - sport susp.	VEN	BS-5633	+ sport susp.
E 320 CDI [211.026]	150/204	11/02->12/08	VEN	BS-5792	for armoured vc	SOL	BS-5598	not for armored vc
			VEN	BS-5863	not for armored vc	VEN	BS-5633	for armoured vc
E 320 CDI 4-matic	165/224	03/05->12/08				VEN	BS-5633	for taxis
E 350 [211.056]	200/272	03/05->12/08	VEN	BS-5635	- sport pack.	SOL	BS-5598	
						VEN	BS-5633	for taxis
E 350 4-matic [211.087]	200/272	03/05->12/08	VEN	BS-5863		VEN	BS-5633	
E 350 CGI [211.057]	215/292	09/07->12/08	VEN	BS-5635	- sport pack.	SOL	BS-5598	- sport pack.
						VEN	BS-5633	+ sport pack.
E 400 CDI [211.028]	191/260	02/03->12/08	VEN	BS-5635		VEN	BS-5633	->07/05

	<b>kW/HP</b>		<b>Type</b>			<b>Type</b>			
E 420 CDI (211.029)	231/314	01/06->12/08	DRUM	BS-5620	+ sport pack.				
			VEN	BS-5620	+ sport pack.				
E 500 (211.070)	225/306	03/02->12/08	VEN	BS-5635	- sport pack.	VEN	BS-5633		
E 500 (211.072)	285/388	04/06->12/08	DRUM	BS-5620	+ sport pack.	VEN	BS-5633	+ sport susp.	
			VEN	BS-5620	+ sport pack.				
E 500 4-matic (211.083)	225/306	10/03->12/08				VEN	BS-5633		
E 500 4-matic (211.090)	285/388	04/06->12/08				VEN	BS-5633		
<b>E-CLASS (W212) </b>									
E 200 CDI / BlueTEC (212.005, 212.006)	100/136	01/09->	VEN	BS-5638	+ sport susp.	SOL	BS-5598		
			VEN	BS-5853	- sport susp.				
E 200 CGI (212.048, 212.148)	135/184	08/09->	VEN	BS-5638	+ sport susp.	SOL	BS-5598	MD 212048	
			VEN	BS-5853	- sport susp.				
			VEN	BS-5879	- sport pack.	VEN	BS-5633	MD 212148	
E 200 NGT (212.035)	115/156	07/13->	VEN	BS-5638	+ sport pack.	SOL	BS-5598	not for armored vc	
			VEN	BS-5853	- sport pack.	VEN	BS-5633	for armoured vc; for SA code -> Z04	
E 200 NGT (212.041)	120/163	03/11->	VEN	BS-5638	+ sport pack.	SOL	BS-5598	- sport pack.	
			VEN	BS-5853	- sport pack.	VEN	BS-5633	+ sport pack.	
E 220 BlueTEC 4-matic (212.011)	125/170	01/15->	VEN	BS-5638	+ sport pack.; for SA code -> 950; for SA code -> P96	SOL	BS-5598		
			VEN	BS-5879	- sport pack.				
E 220 CDI	120/163	01/09->	VEN	BS-5638	+ sport pack.	SOL	BS-5598		
			VEN	BS-5853	- sport pack.				
E 220 CDI / BlueTEC (212.001, 212.002)	125/170	01/09->	VEN	BS-5638	+ sport susp.	SOL	BS-5598		
			VEN	BS-5853	- sport susp.				
E 250 CDI / BlueTEC (212.003, 212.004)	150/204	01/09->	VEN	BS-5638		SOL	BS-5598	04/09->; ch.7599->	
			VEN	BS-5879	- sport pack.	VEN	BS-5633	->03/09; ->ch.7598	
E 250 CDI / BlueTEC 4-matic (212.082, 212.097)	150/204	01/09->	VEN	BS-5638	incr. axle load; + sport pack.	SOL	BS-5598	- sport pack.	
			VEN	BS-5853	- increased axle load; + sport pack.				
			VEN	BS-5879	- sport pack.	VEN	BS-5633	+ sport pack.	
E 250 CGI (212.047, 212.147)	150/204	01/09->	VEN	BS-5638	+ sport susp.				
			VEN	BS-5853	- sport susp.	SOL	BS-5598		
			VEN	BS-5879	- sport pack.				
E 300 (212.055)	185/252	07/11->	VEN	BS-5638		VEN	BS-5633		
			VEN	BS-5879	- sport pack.				
E 300 4-matic (212.080)	185/252	07/11->	VEN	BS-5638		VEN	BS-5633		
			VEN	BS-5879	- sport pack.				
E 300 CDI (212.020)	150/204	12/09->12/10	VEN	BS-5638		VEN	BS-5633		
			VEN	BS-5879	- sport pack.				

	kW/HP		Type			Type		
E 300 CDI / BlueTEC (212.020, 212.021, 212.027)	170/231	03/11->	VEN	BS-5638	+ sport pack.	VEN	BS-5633	
			VEN	BS-5879	- sport pack.			
E 300 Hybrid / BlueTEC Hybrid (212.098)	150/204	12/11->	VEN	BS-5638	+ sport pack.	VEN	BS-5633	
			VEN	BS-5879	- sport pack.			
E 350 (212.056)	200/272	01/09->	VEN	BS-5638	+ sport pack.	VEN	BS-5633	
			VEN	BS-5879	- sport pack.			
E 350 (212.059)	225/306	09/11->	VEN	BS-5879	- sport pack.	VEN	BS-5633	
E 350 4-matic (212.087)	200/272	01/09->08/11	VEN	BS-5638	+ sport susp.	VEN	BS-5633	
			VEN	BS-5879	- sport pack.			
E 350 4-matic (212.088)	225/306	09/11->	VEN	BS-5879	- sport pack.	VEN	BS-5633	
E 350 BlueTEC	185/252	11/12->				VEN	BS-5633	
E 350 BlueTEC (212.024)	155/211	01/09->	VEN	BS-5638	+ sport susp.	VEN	BS-5633	
			VEN	BS-5879	- sport pack.			
E 350 BlueTEC (212.026)	190/258	05/14->	VEN	BS-5638	+ sport pack.	VEN	BS-5633	
			VEN	BS-5879	- sport pack.			
E 350 BlueTEC 4-matic (212.094)	190/258	05/14->	VEN	BS-5638	+ sport pack.	VEN	BS-5633	
			VEN	BS-5879	- sport pack.			
E 350 BlueTEC 4-matic (212.094)	185/252	11/12->	VEN	BS-5638	+ sport pack.; for SA code -> 660	VEN	BS-5633	
E 350 CDI (212.023)	195/265	03/11->	VEN	BS-5638	+ sport pack.	VEN	BS-5633	
			VEN	BS-5879	- sport pack.			
E 350 CDI (212.025)	170/231	01/09->	VEN	BS-5638	+ sport susp.	VEN	BS-5633	
			VEN	BS-5879	- sport pack.			
E 350 CDI 4-matic (212.089)	170/231	09/09->	VEN	BS-5638	+ H/D	VEN	BS-5633	
			VEN	BS-5879	- sport pack.			
E 350 CDI 4-matic (212.093)	195/265	03/11->	VEN	BS-5638	+ sport pack.	VEN	BS-5633	
			VEN	BS-5879	- sport pack.			
E 350 CGI (212.057)	215/292	01/09->08/11	VEN	BS-5638	+ sport susp.	VEN	BS-5633	
			VEN	BS-5879	- sport pack.			
E 400 (212.061)	245/333	07/14->				VEN	BS-5633	
E 400 (212.065)	245/333	01/13->				VEN	BS-5633	
E 400 4-matic (212.067)	245/333	01/13->				VEN	BS-5633	
E 400 4-matic (212.099)	245/333	07/14->	VEN	BS-5638	+ sport pack.; for SA code -> 950+730	VEN	BS-5633	
<b>E-CLASS Convertible (A124) </b>								
E 200 (124.060)	100/136	06/93->03/98	VEN	BS-5022	->07/96			
E 220 (124.062)	110/150	06/93->03/98	VEN	BS-5022	->07/96			
E 320 (124.066)	162/220	06/93->03/98				SOL	BS-5062	





kW/HP



Type



Type



## E-CLASS Convertible (A207)









E 200 (207.434)	135/184	03/13->	VEN	BS-5638	+ sport pack.	SOL	BS-5785
			VEN	BS-5879	- sport pack.		
E 200 CGI (207.448)	135/184	01/10->	VEN	BS-5638	+ sport pack.	SOL	BS-5785
			VEN	BS-5853	- sport pack.		
E 220 CDI / BlueTEC / d (207.402, 207.401)	125/170	01/10->	VEN	BS-5638	+ sport pack.	SOL	BS-5785
			VEN	BS-5853	- sport pack.		
E 250 (207.436)	155/211	06/13->	VEN	BS-5638	+ sport pack.	SOL	BS-5785
			VEN	BS-5879	- sport pack.		
E 250 CDI / BlueTEC / d (207.403, 207.404)	150/204	01/10->	VEN	BS-5638	+ sport pack.	SOL	BS-5785
			VEN	BS-5879	- sport pack.		
E 250 CGI (207.447)	150/204	01/10->	VEN	BS-5638	+ sport pack.	SOL	BS-5785
			VEN	BS-5853	- sport pack.		
E 300 (207.455)	185/252	04/11->	VEN	BS-5638	+ sport pack.		
			VEN	BS-5879	- sport pack.		
E 320 (207.462)	200/272	07/14->	VEN	BS-5638	+ sport pack.; for SA code -> 950; for SA code -> P96		
E 350 (207.459)	225/306	04/11->	VEN	BS-5638	+ sport pack.		
			VEN	BS-5879	- sport pack.		
E 350 BlueTEC (207.426)	185/252	06/13->	VEN	BS-5638	+ sport pack.		
			VEN	BS-5879	- sport pack.		
E 350 BlueTEC/ d (207.426)	190/258	05/14->	VEN	BS-5638	+ sport pack.		
			VEN	BS-5879	- sport pack.		
E 350 CDI	195/265	04/11->	VEN	BS-5638	+ sport pack.		
			VEN	BS-5879	- sport pack.		
E 350 CDI (207.422)	170/231	01/10->	VEN	BS-5638	+ sport pack.		
			VEN	BS-5879	- sport pack.		
E 350 CGI (207.457)	215/292	01/10->	VEN	BS-5638	+ sport pack.		
			VEN	BS-5879	- sport pack.		








## E-CLASS Coupe (C124)








E 200 (124.040)	100/136	06/93->06/97	VEN	BS-5022	->07/96; - ASR; - ETS	SOL	BS-5060	->07/96; - ASR; - ETS
E 220 (124.042)	110/150	06/93->06/97	SOL	BS-5026	->07/96; - ASR; - ETS	SOL	BS-5060	->07/96; - ASR; - ETS




## E-CLASS Coupe (C207)





E 200 (207.334)	135/184	06/13->	VEN	BS-5638	+ sport pack.	SOL	BS-5785
			VEN	BS-5879	- sport pack.		
E 200 CGI (207.348)	135/184	01/10->	VEN	BS-5638	+ sport susp.	SOL	BS-5785
			VEN	BS-5853	- sport susp.		
E 220 CDI	120/163	07/14->	VEN	BS-5638	+ sport pack.	SOL	BS-5785
			VEN	BS-5853	- sport pack.		












	kw/HP		Type			Type		
E 220 CDI / d (207.302)	125/170	01/10->	VEN	BS-5638	+ sport pack.	SOL	BS-5785	
			VEN	BS-5853	- sport pack.			
E 250 (207.336)	155/211	06/13->	VEN	BS-5638	+ sport pack.	SOL	BS-5785	
			VEN	BS-5879	- sport pack.			
E 250 CDI / d (207.303)	150/204	01/09->	VEN	BS-5638	+ sport pack.	SOL	BS-5785	
			VEN	BS-5879	- sport pack.			
E 250 CGI (207.347)	150/204	01/09->	VEN	BS-5638	+ sport susp.	SOL	BS-5785	
			VEN	BS-5853	- sport susp.			
E 300 (207.355)	185/252	04/11->	VEN	BS-5638	+ sport pack.			
			VEN	BS-5879	- sport pack.			
E 320 (207.362)	200/272	07/14->	VEN	BS-5638	+ sport pack.; for SA code -> 950; for SA code -> P96			
E 350 (207.356)	225/306	04/11->	VEN	BS-5638	+ sport pack.			
			VEN	BS-5879	- sport pack.			
E 350 4-matic (207.388)	225/306	02/13->	VEN	BS-5638	+ sport pack.			
			VEN	BS-5879	- sport pack.			
E 350 BlueTEC	185/252	03/13->	VEN	BS-5638	+ sport pack.			
			VEN	BS-5879	- sport pack.			
E 350 CDI	195/265	04/11->	VEN	BS-5638	+ sport pack.			
			VEN	BS-5879	- sport pack.			
E 350 CDI (207.322)	170/231	01/09->	VEN	BS-5638	+ sport susp.			
			VEN	BS-5879	- sport pack.			
E 350 CGI (207.357)	215/292	01/09->	VEN	BS-5638	+ sport susp.			
			VEN	BS-5879	- sport pack.			
<b>E-CLASS Estate (S124)</b> 								
E 200 T (124.079)	100/136	06/93->06/96	VEN	BS-5022	->01/96	SOL	BS-5062	07/95->; ->01/96
E 220 T (124.082)	110/150	06/93->06/96	VEN	BS-5022	->01/96	SOL	BS-5062	07/95->; ->01/96
E 250 TD (124.186)	83/113	06/93->06/96	SOL	BS-5026		SOL	BS-5060	
E 250 Turbo D	93/126	06/93->06/96	VEN	BS-5022	->01/96	SOL	BS-5062	07/95->; ->01/96
E 280 T (124.088)	142/193	06/93->06/96	VEN	BS-5022	->01/96	SOL	BS-5062	07/95->; ->01/96
E 280 T (124.088)	145/197	06/93->06/96	VEN	BS-5022	->01/96	SOL	BS-5062	07/95->; ->01/96
E 300 T 4-matic (124.290)	132/180	06/93->06/96	VEN	BS-5022		SOL	BS-5062	07/95->; ->01/96
E 300 T Turbo-D (124.193)	108/147	06/93->06/96	VEN	BS-5022		SOL	BS-5062	07/95->
E 300 T Turbo-D 4-matic (124.393)	108/147	06/93->06/96	VEN	BS-5022		SOL	BS-5062	07/95->; ->01/96
E 300 TD (124.191)	100/136	06/93->06/96	VEN	BS-5022	->01/96	SOL	BS-5062	07/95->; ->01/96
E 36 T AMG (124.092)	200/272	05/94->06/96				SOL	BS-5809	->01/96
<b>E-CLASS Estate (S210)</b> 								
E 200 T (210.235)	100/136	06/96->08/00	VEN	BS-5289				

	kW/HP		Type			Type			
E 200 T Kompressor [210.245]	137/186	06/97->03/03	VEN	BS-5201	11/97->; ->07/00				
			VEN	BS-5289					
E 200 T Kompressor [210.248]	120/163	08/00->03/03	VEN	BS-5289					
E 220 T CDI [210.206]	92/125	06/98->07/99	VEN	BS-5289					
E 220 T CDI [210.206]	105/143	07/99->03/03	VEN	BS-5289					
E 230 T [210.237]	110/150	06/96->06/97	VEN	BS-5289					
E 240 T [210.261]	125/170	06/97->03/03	VEN	BS-5201	10/97->; for EDS				
			VEN	BS-5289	10/97->; - EDS				
E 240 T [210.262]	125/170	08/00->03/03	VEN	BS-5289					
E 250 T D [210.210]	83/113	06/96->07/99	VEN	BS-5289					
E 250 T Turbo-D [210.215]	110/150	06/97->07/99	VEN	BS-5289	11/97->; + ABS	SOL	BS-5062	11/97->	
E 270 T CDI [210.216]	125/170	07/99->03/03	VEN	BS-5289					
E 280 T [210.263]	150/204	12/96->03/03	VEN	BS-5201	11/97->				
			VEN	BS-5289					
E 280 T 4-matic [210.281]	150/204	12/96->03/03	VEN	BS-5201	11/97->				
			VEN	BS-5289					
E 290 T Turbo-D [210.217]	95/129	06/96->07/99	VEN	BS-5289					
E 300 T Turbo-D [210.225]	130/177	12/96->07/99	VEN	BS-5201	11/97->				
			VEN	BS-5289					
E 320 T [210.265]	165/224	12/96->03/03	VEN	BS-5201	04/97->				
			VEN	BS-5289					
E 320 T 4-matic [210.282]	165/224	12/96->03/03	VEN	BS-5201	04/97->				
			VEN	BS-5289					
E 320 T CDI [210.226]	145/197	07/99->03/03	VEN	BS-5289					
E 55 T AMG 4-matic [210.283]	260/354	03/01->03/03	VEN	BS-5201					
<b>E-CLASS T-Model [S211]</b> 									
350 CGI [211.257]	215/292	05/06->07/09	VEN	BS-5863	- sport susp.	VEN	BS-5633		
E 200 CDI [211.207]	100/136	04/06->07/09	VEN	BS-5792		SOL	BS-5598	not for taxis	
						VEN	BS-5633	for taxis	
E 200 Kompressor [211.241]	135/184	04/06->07/09	VEN	BS-5792	- sport pack.	SOL	BS-5598	not for taxis; - sport susp.	
						VEN	BS-5633	for taxis; + sport susp.	
E 200 T Kompressor [211.242]	120/163	03/03->07/09	VEN	BS-5792		SOL	BS-5598		
						VEN	BS-5633	for taxis	
E 220 CDI [211.206]	100/136	03/03->07/09	VEN	BS-5792		SOL	BS-5598	not for taxis	
						VEN	BS-5633	for taxis	
E 220 T CDI	120/163	03/03->07/09	VEN	BS-5792		SOL	BS-5598	- sport pack.	
						VEN	BS-5633	+ sport pack.	

	kw/HP		Type			Type			
E 220 T CDI [211.206]	110/150	03/03->07/09	VEN	BS-5792		SOL	BS-5598		
						VEN	BS-5633	for taxis	
E 220 T CDI [211.208]	125/170	04/06->07/09	VEN	BS-5792		SOL	BS-5598	not for taxis	
						VEN	BS-5633	for taxis	
E 230 T [211.252]	150/204	05/07->07/09	VEN	BS-5863	- sport susp.	VEN	BS-5633		
E 240 T [211.261]	130/177	03/03->07/09	VEN	BS-5792	->07/05	SOL	BS-5598	->07/05	
						VEN	BS-5633	->07/05; for taxis	
E 240 T 4-matic [211.280]	130/177	07/03->07/09	VEN	BS-5792	->07/05	SOL	BS-5598	->07/05	
						VEN	BS-5633	->07/05; for taxis	
			VEN	BS-5635					
E 270 T CDI [211.216]	130/177	03/03->07/09	VEN	BS-5792	MD 211616	VEN	BS-5633		
			VEN	BS-5863	not for incr. payload; MD 211216				
E 280 T [211.254]	170/231	03/05->07/09	VEN	BS-5863	- sport susp.	VEN	BS-5633		
E 280 T 4-matic [211.292]	170/231	03/05->07/09	VEN	BS-5792		VEN	BS-5633		
			VEN	BS-5792	MD 211220				
E 280 T CDI [211.220]	140/190	03/05->07/09		BS-5863	MD 211620	VEN	BS-5633		
E 280 T CDI [211.223]	130/177	05/04->07/09	VEN	BS-5863		VEN	BS-5633		
E 280 T CDI 4-matic [211.284]	140/190	03/05->07/09				VEN	BS-5633		
E 320 T [211.265]	165/224	03/03->07/09	VEN	BS-5863	->07/04	VEN	BS-5633	->07/04	
E 320 T 4-matic [211.282]	165/224	07/03->07/09				VEN	BS-5633		
E 320 T CDI [211.222]	165/224	03/05->07/09	VEN	BS-5863	- sport susp.	VEN	BS-5633		
E 320 T CDI [211.226]	150/204	03/03->07/09	VEN	BS-5863	->07/05	VEN	BS-5633	->07/05	
E 320 T CDI 4-matic [211.289]	165/224	03/05->07/09				VEN	BS-5633	for taxis	
E 350 T [211.256]	200/272	03/05->07/09	VEN	BS-5863	- sport pack.	VEN	BS-5633		
E 350 T 4-matic [211.287]	200/272	03/05->07/09				VEN	BS-5633		
E 500 T [211.270]	225/306	10/03->07/09	VEN	BS-5635	- sport pack.	VEN	BS-5633		
			DRUM	BS-5620	+ sport pack.				
E 500 T [211.272]	285/388	04/06->07/09		BS-5620	+ sport pack.	VEN	BS-5633		
E 500 T 4-matic [211.283]	225/306	10/03->07/09	VEN	BS-5635		VEN	BS-5633		
E 500 T 4-matic [211.290]	285/388	04/06->07/09				VEN	BS-5633		
<b>E-CLASS T-Model [S212]</b> 									
			VEN	BS-5638	+ sport pack.				
E 200 [212.234]	135/184	11/12->	VEN	BS-5853	- sport pack.				
			VEN	BS-5638	+ sport susp.; not for SA code 950; not for SA code P96				
E 200 CDI / BlueTEC [212.205, 212.206]	100/136	11/09->	VEN	BS-5853	- sport susp.; not for SA code 950; not for SA code P96	SOL	BS-5598		
			VEN	BS-5879	for driving school cars; for ambulances; for police vc; for taxis; for SA code -> 978				
			VEN	BS-5638	+ sport susp.				
E 200 CGI [212.248]	135/184	11/09->		BS-5853	- sport susp.	SOL	BS-5598		











	<b>kW/HP</b>		<b>Type</b>			<b>Type</b>		
E 220 BlueTEC 4-matic [212.211]	125/170	12/14->	VEN	BS-5638	+ sport pack.; for SA code -> 950/P96	SOL	BS-5598	not for special purpose vc
			VEN	BS-5879	- sport pack.			
E 220 CDI / BlueTEC [212.202, 212.201]	125/170	11/09->	VEN	BS-5638	+ sport susp.	SOL	BS-5598	
			VEN	BS-5853	- sport susp.			
E 250 [212.236]	155/211	11/12->	VEN	BS-5638	+ sport pack.			
			VEN	BS-5879	- sport pack.			
E 250 CDI / BlueTEC [212.203, 212.204]	150/204	11/09->	VEN	BS-5638	+ sport susp.	SOL	BS-5598	
			VEN	BS-5879	- sport pack.			
E 250 CDI / BlueTEC 4-matic [212.282, 212.297]	150/204	07/10->	VEN	BS-5638	+ sport pack.	SOL	BS-5598	not for extended base
			VEN	BS-5879	- sport pack.			
E 250 CGI [212.247]	150/204	11/09->	VEN	BS-5638	+ sport susp.	SOL	BS-5598	
			VEN	BS-5879	- sport pack.			
E 300 [212.254]	170/231	11/09->	VEN	BS-5638	+ sport pack.; for SA code -> 950; for SA code -> 951; for SA code -> P96	VEN	BS-5633	
			VEN	BS-5879	- sport pack.			
E 300 [212.255]	185/252	07/11->	VEN	BS-5638	+ sport pack.	VEN	BS-5633	not for ambulances; not for driving school cars; not for police vc; not for taxis
			VEN	BS-5879	- sport pack.			
E 300 4-matic [212.280]	185/252	07/11->	VEN	BS-5638		VEN	BS-5633	
			VEN	BS-5879	- sport pack.			
E 300 CDI [212.220]	150/204	12/09->12/10	VEN	BS-5638		VEN	BS-5633	
			VEN	BS-5879	- sport pack.			
E 300 Hybrid / BlueTEC Hybrid [212.298]	150/204	12/11->	VEN	BS-5638	+ sport pack.	VEN	BS-5633	
			VEN	BS-5879	- sport pack.			
E 350 [212.256]	200/272	08/09->	VEN	BS-5638	+ sport pack.	VEN	BS-5633	
			VEN	BS-5879	- sport pack.			
E 350 [212.259]	225/306	09/11->	VEN	BS-5879	- sport pack.	VEN	BS-5633	
E 350 4-matic [212.287]	200/272	11/09->	VEN	BS-5638	+ sport susp.	VEN	BS-5633	
			VEN	BS-5879	- sport pack.			
E 350 4-matic [212.288, 212.287]	225/306	09/11->	VEN	BS-5879	- sport pack.	VEN	BS-5633	
E 350 BlueTEC	185/252	11/12->	VEN	BS-5638	+ sport pack.; MD RETROFIT	VEN	BS-5633	
			VEN	BS-5879	- sport pack.			
E 350 BlueTEC [212.224]	155/211	11/09->	VEN	BS-5638	+ sport pack.	VEN	BS-5633	
			VEN	BS-5879	- sport pack.			
E 350 BlueTEC [212.226]	190/258	07/14->	VEN	BS-5638	+ sport pack.	VEN	BS-5633	not for ambulances; not for driving school cars; not for police vc; not for taxis
			VEN	BS-5879	- sport pack.			
E 350 BlueTEC 4-matic	185/252	11/12->	VEN	BS-5638	+ sport pack.; for SA code -> 660; MD RETROFIT	VEN	BS-5633	
E 350 BlueTEC 4-matic [212.294]	190/258	07/14->	VEN	BS-5638	+ sport pack.	VEN	BS-5633	not for ambulances; not for driving school cars; not for police vc; not for taxis
			VEN	BS-5879	- sport pack.			









	kw/HP		Type			Type			
E 350 CDI [212.223]	195/265	07/11->	VEN	BS-5638	+ sport pack.	VEN	BS-5633		
			VEN	BS-5879	- sport pack.				
E 350 CDI [212.225]	170/231	11/09->	VEN	BS-5638	+ sport pack.	VEN	BS-5633		
			VEN	BS-5879	- sport pack.				
E 350 CDI 4-matic [212.289]	170/231	11/09->	VEN	BS-5638	+ sport susp.	VEN	BS-5633		
			VEN	BS-5879	- sport pack.				
E 350 CDI 4-matic [212.293]	195/265	07/11->	VEN	BS-5638	+ sport pack.	VEN	BS-5633		
			VEN	BS-5879	- sport pack.				
E 350 CGI [212.257]	215/292	11/09->	VEN	BS-5638	+ sport susp.	VEN	BS-5633		
			VEN	BS-5879	- sport pack.				
E 400	245/333	01/13->				VEN	BS-5633		
E 400 [212.261]	245/333	07/14->				VEN	BS-5633	not for ambulances; not for driving school cars; not for police vc; not for taxis; not for SA code 978	
E 400 4-matic	245/333	01/13->				VEN	BS-5633		
E 400 4-matic [212.299]	245/333	07/14->	VEN	BS-5638	+ sport pack.; for SA code -> 950+730	VEN	BS-5633	- sport pack.; not for SA code 978	
<b>G-CLASS (W460)</b> 									
230 G [460,2]	75/102	02/80->07/87				DRUM	BS-5520		
230 G [460,2]	66/90	03/79->07/93				DRUM	BS-5520	->08/89	
230 GE [460,2]	92/125	04/82->08/92				DRUM	BS-5520		
230 GE [460,2]	90/122	05/87->08/92				DRUM	BS-5520		
240 GD [460,3]	53/72	03/79->08/87				DRUM	BS-5520		
250 GD [460,3]	62/84	10/87->12/92				DRUM	BS-5520		
250 GD [460,3]	68/92	12/88->08/92				DRUM	BS-5520		
280 GE [460,2]	110/150	08/84->08/89				DRUM	BS-5520		
280 GE [460,2]	115/156	11/79->08/89				DRUM	BS-5520	->07/84	
300 GD [460,3]	65/88	12/79->12/91				DRUM	BS-5520		
300 GD [460,3]	83/113	03/79->07/93				SOL	BS-5054	05/93->	
						DRUM	BS-5520	08/89->	
<b>G-CLASS (W461)</b> 									
230 GE [461]	92/125	06/93->				DRUM	BS-5520	->07/00	
230 GE [461.238, 461.239]	90/122	02/93->				DRUM	BS-5520	->07/00	
250 GD [461]	68/92	02/90->				DRUM	BS-5520	->05/93	
290 GD/G 290 D [461.337, 461.338]	70/95	04/92->				DRUM	BS-5520	06/93->; ->07/00	
G 270 CDI	115/156	01/03->	VEN	BS-5614	for SA code -> 504019/77; for SA code -> 504019/96	DRUM	BS-5550	for SA code -> 404; for SA code -> 405; for SA code -> 436; for SA code -> 438; for SA code -> 439; for SA code -> 741	
G 280 CDI	135/184	04/09->	VEN	BS-5614	for SA code -> 504019/76	SOL	BS-5054		
G 290 TD [461.335, 461.336]	88/120	07/97->				SOL	BS-5054	MD 461326; MD 461335; axle # XX849 ->; -> axle # XX848; axle # 742600; axle # 742607; axle # 741125	
						DRUM	BS-5520	->07/01	
G 300 CDI	135/184	04/10->	VEN	BS-5614	for SA code -> 504019/77; for SA code -> 504019/96	SOL	BS-5054		

								
<b>G-CLASS (W463)</b> 								
230 GE [463.224, 463.225]	93/126	06/90->06/93				DRUM	BS-5520	
250 GD [463.324, 463.325]	69/94	06/90->				DRUM	BS-5520	-->07/96
300 GD [463.327, 463.328]	83/113	09/89->				SOL	BS-5054	05/93->; -->10/94
						DRUM	BS-5520	-->08/93
300 GE [463.227, 463.228]	128/174	06/90->				DRUM	BS-5520	-->08/93
300 GE [463.227, 463.228]	125/170	06/90->				SOL	BS-5200	
						DRUM	BS-5520	-->08/93
350 Turbo GD [463.320, 463.321]	100/136	09/91->				DRUM	BS-5520	-->06/93
AMG G 63 [463.272]	420/571	06/15->	VEN	BS-5614	for SA code -> 50401976			
AMG G 65 [463.274]	463/630	06/15->	VEN	BS-5614	for SA code -> 50401976			
G 270 CDI [463.322, 463.323]	115/156	10/01->				SOL	BS-5054	-->07/03
G 300 TD [463.330, 463.331]	130/177	08/96->	VEN	BS-5614	+ ABS	SOL	BS-5054	
						DRUM	BS-5520	-->07/00; - ABS
G 320 [463.230, 463.231]	155/211	09/94->12/97	VEN	BS-5614		DRUM	BS-5520	-->08/97
G 320 [463.232, 463.233, 463.244, 463.245]	158/215	07/97->	VEN	BS-5614		SOL	BS-5054	
G 320 CDI [463.340, 463.341, 463.343]	165/224	09/06->	VEN	BS-5614		SOL	BS-5054	
G 350 CDI	155/211	07/11->	VEN	BS-5614		SOL	BS-5054	
G 350 d [463.348]	180/245	06/15->	VEN	BS-5614		SOL	BS-5054	
G 36 AMG [463.230]	200/272	01/95->	VEN	BS-5614		SOL	BS-5054	
						DRUM	BS-5520	-->07/98
G 400 CDI [463.332, 463.333]	184/250	12/00->	VEN	BS-5614		SOL	BS-5054	
G 500 [463.234]	310/422	06/15->	VEN	BS-5614		SOL	BS-5054	
G 500 [463.247, 463.248, 463.249, 463.240, 463.241]	218/296	04/98->	VEN	BS-5614		SOL	BS-5054	09/99->
G 500 4-matic	285/388	05/08->	VEN	BS-5614		SOL	BS-5054	
G 55 AMG [463.243, 463.246]	260/354	04/99->	VEN	BS-5614		SOL	BS-5054	09/99->
G 55 AMG [463.270, 463.271]	350/476	06/04->	VEN	BS-5614		SOL	BS-5054	-->07/06
G 55 AMG [463.270, 463.271]	368/500	08/06->	VEN	BS-5614		SOL	BS-5054	
G 55 AMG [463.270, 463.271]	373/507	08/08->	VEN	BS-5614		SOL	BS-5054	
G 63 AMG [463.273]	400/544	05/12->	VEN	BS-5614		SOL	BS-5054	
G 65 AMG	450/612	05/12->	VEN	BS-5614	for SA code -> 50401976			
<b>G-CLASS Cabrio (W463)</b> 								
230 GE [463.204]	93/126	06/90->02/93				DRUM	BS-5520	
300 GD [463.307]	83/113	12/90->09/97				SOL	BS-5054	05/93->; -->10/94
						DRUM	BS-5520	-->08/93
300 GE [463.207]	125/170	09/89->09/97				DRUM	BS-5520	-->06/93
320 GE [463.208]	155/211	09/94->11/97	VEN	BS-5614		DRUM	BS-5520	
350 G Turbo-D [463.300]	100/136	09/91->09/97				DRUM	BS-5520	









	<b>kW/HP</b>		<b>Type</b>			<b>Type</b>		
G 300 TD (463.308)	130/177	09/96->				SOL	BS-5054	->07/00
						DRUM	BS-5520	->07/00; - ABS
G 320 (463.209)	158/215	11/97->	VEN	BS-5614		SOL	BS-5054	
G 320 CDI (463.303)	165/224	09/06->	VEN	BS-5614		SOL	BS-5054	
G 350 CDI	155/211	07/11->	VEN	BS-5614		SOL	BS-5054	
G 400 CDI (463.309)	184/250	12/00->	VEN	BS-5614		SOL	BS-5054	
G 500	285/388	12/09->	VEN	BS-5614		SOL	BS-5054	
G 500 (463)	218/296	04/98->	VEN	BS-5614		SOL	BS-5054	
<b>GLA-CLASS (X156)</b> 								
GLA 180 CDI / d (156.912)	80/109	07/14->	VEN	BS-5886	- sport pack.			
GLA 200 (156.943)	115/156	12/13->	VEN	BS-5886	- sport pack.			
<b>GL-CLASS (X164)</b> 								
GL 320 CDI / 350 BlueTEC 4-matic (164.824, 164.825)	155/211	12/09->	VEN	BS-5776	- H/D	VEN	BS-5770	
GL 320 CDI 4-matic (164.822)	165/224	09/06->05/09	VEN	BS-5776	- H/D	VEN	BS-5770	
GL 350 CDI 4-matic (164.822)	165/224	05/09->	VEN	BS-5776	- H/D	VEN	BS-5770	
GL 350 CDI 4-matic (164.823)	195/265	10/10->	VEN	BS-5776	- H/D	VEN	BS-5770	
GL 420 CDI 4-matic (164.828)	225/306	09/06->05/09				VEN	BS-5770	
GL 450 4-matic (164.871)	250/340	09/06->				VEN	BS-5770	
GL 450 CDI 4-matic (164.828)	225/306	05/09->				VEN	BS-5770	
GL 500 4-matic (164.886)	285/388	09/06->				VEN	BS-5770	
<b>GLK-CLASS (X204)</b> 								
200 CDI (204.901)	105/143	07/10->	VEN	BS-5635		VEN	BS-5633	
220 CDI (204.902)	125/170	12/08->	VEN	BS-5635		VEN	BS-5633	
220 CDI 4-matic (204.984, 204.997)	125/170	12/08->	VEN	BS-5635		VEN	BS-5633	
250 4-matic (204.937)	155/211	08/13->	VEN	BS-5635		VEN	BS-5633	
250 CDI 4-matic (204.982, 204.904)	150/204	09/09->	VEN	BS-5635		VEN	BS-5633	
280 4-matic (204.981)	170/231	06/08->06/09	VEN	BS-5635		VEN	BS-5633	
300 4-matic (204.981)	170/231	07/09->04/11	VEN	BS-5635		VEN	BS-5633	
320 CDI 4-matic (204.983)	165/224	06/08->	VEN	BS-5635		VEN	BS-5633	
350 (204.956)	200/272	04/09->	VEN	BS-5635		VEN	BS-5633	
350 4-matic (204.987)	200/272	06/08->04/11	VEN	BS-5635		VEN	BS-5633	
350 4-matic (204.988)	225/306	06/08->	VEN	BS-5635		VEN	BS-5633	
350 CDI 4-matic (204.992)	170/231	02/10->05/10	VEN	BS-5635		VEN	BS-5633	
350 CDI 4-matic (204.992)	165/224	07/09->01/10	VEN	BS-5635		VEN	BS-5633	
350 CDI 4-matic (204.993)	195/265	07/12->	VEN	BS-5635		VEN	BS-5633	
<b>HECKFLOSSE (W110)</b> 								
190 C (110.010)	59/80	04/61->08/65				SOL	BS-5613	->08/64
190 DC (110.110)	40/54	06/61->08/65				SOL	BS-5613	
200	70/95	07/65->02/68				SOL	BS-5613	->09/67



















	kw/HP		Type			Type		
200 (110.010)	61/83	07/65->02/68				SOL	BS-5613	
200 D (110.110)	40/55	07/65->02/68				SOL	BS-5613	->09/67
230	88/120	06/66->12/67				SOL	BS-5613	
230 (110.011)	77/105	07/65->02/68				SOL	BS-5613	->09/67
<b>HECKFLOSSE (W111, W112)</b> 								
220 B (111.010)	70/95	08/59->08/65				SOL	BS-5613	
220 SB (111.012)	81/110	08/59->08/65				SOL	BS-5613	
220 SEB (111.014)	88/120	08/59->08/65				SOL	BS-5613	
230 S (111.010)	88/120	07/65->01/68				SOL	BS-5613	
300 SE (112.014, 112.015)	118/160	02/61->02/64				SOL	BS-5613	
300 SE (112.021, 112.023)	125/170	02/64->07/65				SOL	BS-5613	
<b>HENSCHEL 2-t</b> 								
207 1.8	51/69	02/73->12/77				DRUM	BS-5520	->07/77
<b>KOMBI Estate (S123)</b> 								
200 T	80/109	11/80->11/85				SOL	BS-5613	->02/85
200 T (123.280)	74/101	11/80->11/85				SOL	BS-5613	->02/85
230 T (123.083)	80/109	09/77->03/80				SOL	BS-5613	09/78->
230 TE (123.283)	100/136	04/80->11/85				SOL	BS-5613	->02/85
240 T D	48/65	09/77->02/79				SOL	BS-5613	08/78->
240 T D (123.183)	53/72	03/79->12/85				SOL	BS-5613	->02/85
250 T (123.086)	95/129	05/78->10/79				SOL	BS-5613	09/78->
250 T (123.086)	103/140	05/78->08/82				SOL	BS-5613	09/78->
280 TE (123.093)	136/185	09/77->11/85				SOL	BS-5613	08/78->; ->02/85
300 T D (123.190)	65/88	03/79->11/85				SOL	BS-5613	->02/85
300 T D (123.190)	59/80	09/77->10/85				SOL	BS-5613	->02/85
300 T Turbo-D (123.193)	92/125	10/80->11/85				SOL	BS-5613	->02/85
<b>KOMBI Estate (S124)</b> 								
200 T (124.080)	77/105	01/86->05/90	SOL	BS-5026		SOL	BS-5062	->08/89
200 T (124.080)	80/109	09/85->08/89	SOL	BS-5026		SOL	BS-5062	
200 T D (124.180)	53/72	09/85->08/91	SOL	BS-5026		SOL	BS-5062	->08/89
200 T D (124.180)	55/75	09/88->08/91	SOL	BS-5026		SOL	BS-5062	->08/89
200 TE	90/122	09/88->12/89	SOL	BS-5026	->08/89	SOL	BS-5062	->08/89
200 TE (124.079)	100/136	05/86->06/93	VEN	BS-5022				
200 TE (124.081)	87/118	09/88->08/92	SOL	BS-5026	09/89->			
220 TE (124.082)	110/150	10/92->05/93	VEN	BS-5022				
230 TE (124.083)	100/136	09/85->08/92	SOL	BS-5026		SOL	BS-5062	
230 TE (124.083)	97/132	09/85->08/92	VEN	BS-5022				
230 TE (124.083) CAT	97/132	06/89->08/92	VEN	BS-5022				
250 T D (124.185)	69/94	01/89->06/93	SOL	BS-5026		SOL	BS-5062	









	<b>kW/HP</b>		<b>Type</b>			<b>Type</b>		
250 T D [124.185]	66/90	09/85->06/93	SOL	BS-5026		SOL	BS-5062	
250 TD Turbo [124.188]	93/126	03/88->07/93	VEN	BS-5022				
260 TE FGST.	122/166	09/85->12/89	VEN	BS-5022				
260 TE FGST.	118/160	09/89->08/92	VEN	BS-5022				
280 TE [124.088]	145/197	10/92->06/93	VEN	BS-5022				
300 T D [124.190]	81/110	01/89->06/93	SOL	BS-5026		SOL	BS-5062	
300 T D [124.190]	83/113	01/89->06/93	SOL	BS-5026		SOL	BS-5062	
300 T D [124.190]	80/109	09/86->06/93	SOL	BS-5026		SOL	BS-5062	
300 T Turbo-D	105/143	09/86->01/89	VEN	BS-5022		SOL	BS-5062	
300 T Turbo-D [124.193]	108/147	01/89->06/93	VEN	BS-5022	->08/89	SOL	BS-5062	->08/89
300 T Turbo-D 4-matic [124.393]	108/147	01/89->06/93	VEN	BS-5022				
300 T Turbo-D 4-matic [124.393]	105/143	09/86->01/89	VEN	BS-5022				
300 TE [124.090]	132/180	01/86->08/92	VEN	BS-5022	09/89->; ->08/91			
300 TE [124.090]	138/188	01/86->12/89	VEN	BS-5022	->08/89; - ASR; - ETS	SOL	BS-5060	->08/89; - ASR; - ETS
300 TE 4-matic [124.290]	132/180	09/86->06/93	VEN	BS-5022	09/89->			
300 TE 4-matic [124.290]	138/188	09/86->12/89	VEN	BS-5022				
<b>M-CLASS [W163]</b> 								
ML 230 [163.136]	110/150	02/98->06/05	VEN	BS-5601	->08/00	SOL	BS-5606	->08/00
ML 270 CDI [163.113]	120/163	12/99->06/05	VEN	BS-5601	->08/00	SOL	BS-5606	->08/00
ML 320 [163.154]	160/218	02/98->08/02	VEN	BS-5601	->08/00	SOL	BS-5606	->08/00
ML 430 [163.172]	200/272	02/98->06/05	VEN	BS-5601	11/98->; ->08/00	SOL	BS-5606	11/98->; ->08/00
<b>M-CLASS [W164]</b> 								
ML 280 CDI 4-matic [164.120]	140/190	07/05->07/09	VEN	BS-5838		SOL	BS-5851	
ML 300 CDI 4-matic [164.120]	140/190	07/09->	VEN	BS-5838		SOL	BS-5851	
ML 300 CDI 4-matic [164.121]	150/204	02/10->	VEN	BS-5776		VEN	BS-5770	Ø wheel 18` in
			VEN	BS-5838	Ø wheel 17` in	SOL	BS-5851	Ø wheel 17` in
ML 320 CDI 4-matic [164.122]	165/224	07/05->07/09	VEN	BS-5776	Ø wheel 18` in	VEN	BS-5770	Ø wheel 18` in
			VEN	BS-5838	Ø wheel 17` in	SOL	BS-5851	Ø wheel 17` in
ML 350 4-matic [164.186]	200/272	07/05->	VEN	BS-5776	Ø wheel 18` in	VEN	BS-5770	Ø wheel 18` in
			VEN	BS-5838	Ø wheel 17` in	SOL	BS-5851	Ø wheel 17` in; ch.209774->
ML 350 CDI 4-matic	155/211	09/09->	VEN	BS-5838		SOL	BS-5851	
ML 350 CDI 4-matic [164.122]	165/224	07/09->	VEN	BS-5776	Ø wheel 18` in	VEN	BS-5770	Ø wheel 18` in
			VEN	BS-5838	Ø wheel 17` in	SOL	BS-5851	Ø wheel 17` in
ML 350 CDI 4-matic [164.125]	170/231	02/10->	VEN	BS-5776	Ø wheel 18` in	VEN	BS-5770	Ø wheel 18` in
			VEN	BS-5838	Ø wheel 17` in	SOL	BS-5851	Ø wheel 17` in
ML 420 CDI 4-matic [164.128]	225/306	02/06->09/09	VEN	BS-5776		VEN	BS-5770	
ML 450 CDI 4-matic [164.128]	225/306	09/09->	VEN	BS-5776		VEN	BS-5770	
ML 500 4-matic [164.172]	285/388	12/07->				VEN	BS-5770	



	kW/HP		Type			Type		
ML 500 4-matic (164.175)	225/306	07/05->	VEN	BS-5776		VEN	BS-5770	08/05->
<b>PAGODE (W113)</b> 								
230 SL (113.042)	110/150	01/63->01/67				SOL	BS-5613	06/65->
250 SL (113.043)	110/150	01/66->01/68				SOL	BS-5613	-->08/67
280 SL (113.044)	125/170	01/68->03/71				SOL	BS-5613	
<b>PONTON (W120)</b> 								
180 (120.010)	48/65	07/53->12/62				SOL	BS-5613	
180 D (120.110)	32/44	01/53->07/59				SOL	BS-5613	
<b>PONTON (W121)</b> 								
190 b (121.010)	59/80	06/59->12/61				SOL	BS-5613	
190 Db (121.100, 121.102, 121.110, 121.111)	37/50	01/59->12/61				SOL	BS-5613	
<b>R-CLASS (W251, V251)</b> 								
R 280 (251.054, 251.154)	170/231	01/07->	VEN	BS-5838		VEN	BS-5770	-->11/08; long base
						SOL	BS-5851	-->04/09; short base
R 280 CDI (251.121, 251.026, 251.126)	140/190	05/06->	VEN	BS-5776		VEN	BS-5770	Ø wheel 18` in
			VEN	BS-5838	Ø wheel 17` in	SOL	BS-5851	Ø wheel 17` in
R 280 CDI 4-matic (251.020)	140/190	05/06->	VEN	BS-5776		VEN	BS-5770	Ø wheel 18` in
			VEN	BS-5838	06/06->	SOL	BS-5851	Ø wheel 17` in
R 300 (251.054, 251.154)	170/231	07/09->	VEN	BS-5838		VEN	BS-5770	long base
			SOL	BS-5851	short base			
R 300 CDI (251.021, 251.121, 251.026, 251.126)	140/190	07/09->	VEN	BS-5776	Ø wheel 18` in	VEN	BS-5770	Ø wheel 18` in
			VEN	BS-5838	Ø wheel 17` in			
R 300 CDI 4-matic (251.020)	140/190	07/09->	VEN	BS-5776		VEN	BS-5770	Ø wheel 18` in
			VEN	BS-5838	Ø wheel 17` in			
R 320 CDI 4-matic (251.022, 251.122)	165/224	01/06->	VEN	BS-5776		VEN	BS-5770	Ø wheel 18` in
			VEN	BS-5838		SOL	BS-5851	Ø wheel 17` in
R 320 CDI 4-matic (251.125)	155/211	01/06->	VEN	BS-5776	Ø wheel 18` in	VEN	BS-5770	Ø wheel 18` in
			VEN	BS-5838	Ø wheel 17` in	SOL	BS-5851	Ø wheel 17` in
R 350 (251.056, 251.156)	200/272	01/07->	VEN	BS-5838		VEN	BS-5770	Ø wheel 18` in
						SOL	BS-5851	Ø wheel 17` in
R 350 4-matic (251.065, 251.165)	200/272	01/06->	VEN	BS-5838		VEN	BS-5770	Ø wheel 18` in
						SOL	BS-5851	Ø wheel 17` in
R 350 CDI 4-matic (251.022, 251.122)	165/224	07/09->	VEN	BS-5776		VEN	BS-5770	Ø wheel 18` in
			VEN	BS-5838	Ø wheel 17` in			
R 350 CDI 4-matic (251.023, 251.123)	195/265	08/10->				VEN	BS-5770	
						SOL	BS-5851	
R 350 CDI 4-matic (251.124, 251.125)	155/211	01/06->	VEN	BS-5776		VEN	BS-5770	Ø wheel 18` in
			VEN	BS-5838	Ø wheel 17` in			
R 350 CGI 4-matic (251.057, 251.157)	225/306	01/06->	VEN	BS-5838		VEN	BS-5770	

	<b>kW/HP</b>		<b>Type</b>			<b>Type</b>		
R 500 4-matic (251.072, 251.172)	285/388	01/07->				VEN	BS-5770	
R 500 4-matic (251.075, 251.175)	225/306	01/06->	VEN	BS-5776		VEN	BS-5770	
<b>Saloon [W123]</b> 								
200	62/84	02/76->08/80				SOL	BS-5613	->02/79
200	74/101	06/80->11/85				SOL	BS-5613	->02/85
200 (123.020)	69/94	02/76->08/80				SOL	BS-5613	
200 (123.220)	80/109	06/80->11/85				SOL	BS-5613	->02/85
200 D	44/60	03/79->11/85				SOL	BS-5613	->02/85
200 D (123.120)	40/55	07/76->02/79				SOL	BS-5613	
220 D	49/67	01/77->03/79				SOL	BS-5613	
220 D (123.126)	44/60	01/76->02/79				SOL	BS-5613	
230 (123.023)	80/109	02/76->03/81				SOL	BS-5613	
230 E (123.223)	100/136	04/80->12/85				SOL	BS-5613	->02/85
240 D (123.123)	48/65	02/76->02/79				SOL	BS-5613	
240 D (123.123)	53/72	03/79->11/85				SOL	BS-5613	->02/85
250 (123.026)	95/129	02/76->10/79				SOL	BS-5613	->02/79
250 (123.026)	103/140	10/79->07/85				SOL	BS-5613	->02/85
280 (123.030)	115/156	02/76->08/81				SOL	BS-5613	
280 E	130/177	08/76->08/81				SOL	BS-5613	
280 E (123.033)	136/185	02/76->11/85				SOL	BS-5613	->02/85
300 D (123.130)	59/80	02/76->07/80				SOL	BS-5613	10/76->
300 D (123.130)	65/88	03/79->11/85				SOL	BS-5613	->02/85
300 Turbo-D (123.133)	92/125	08/81->07/85				SOL	BS-5613	->02/85
<b>Saloon [W124]</b> 								
200	77/105	01/86->05/90	SOL	BS-5026	09/89->; Brakes- / Drive Dynamics Articles: for ASR; + ETS	SOL	BS-5060	09/89->; Brakes- / Drive Dynamics Articles: for ASR; + ETS
200 (124.020)	75/102	01/86->05/90	SOL	BS-5026	09/89->; Brakes- / Drive Dynamics Articles: for ASR; + ETS	SOL	BS-5060	09/89->; Brakes- / Drive Dynamics Articles: for ASR; + ETS
200 (124.020)	80/109	12/85->05/90	SOL	BS-5026	->08/89; - ASR; - ETS	SOL	BS-5060	->08/89; - ASR; - ETS
200 D (124.120)	55/75	08/89->06/93	VEN	BS-5022	09/92->	SOL	BS-5060	
			SOL	BS-5026	->08/92			
200 D (124.120)	53/72	12/84->08/89	SOL	BS-5026	Brakes- / Drive Dynamics Articles: for ASR; + ETS	SOL	BS-5060	Brakes- / Drive Dynamics Articles: for ASR; + ETS
200 E (124.019)	100/136	10/92->06/93	VEN	BS-5022	Brakes- / Drive Dynamics Articles: for ASR; + ETS	SOL	BS-5060	Brakes- / Drive Dynamics Articles: for ASR; + ETS
200 E (124.021)	87/118	09/88->08/92	SOL	BS-5026		SOL	BS-5060	
200 E (124.021)	90/122	09/88->12/89	SOL	BS-5026	Brakes- / Drive Dynamics Articles: for ASR; + ETS	SOL	BS-5060	Brakes- / Drive Dynamics Articles: for ASR; + ETS
220 E (124.022)	110/150	10/92->06/93	VEN	BS-5022	Brakes- / Drive Dynamics Articles: for ASR; + ETS	SOL	BS-5060	Brakes- / Drive Dynamics Articles: for ASR; + ETS
230 E (124.023)	100/136	01/85->06/93	SOL	BS-5026	->08/89; - ASR; - ETS	SOL	BS-5060	->08/89; - ASR; - ETS
230 E (124.023)	97/132	12/84->03/92	VEN	BS-5022		SOL	BS-5060	
230 E (124.023) CAT	97/132	06/89->06/93	VEN	BS-5022		SOL	BS-5060	
250 D (124.125)	69/94	01/89->06/93	SOL	BS-5026	- ASR; - ETS	SOL	BS-5060	- ASR; - ETS

	kW/HP		Type			Type			
250 D (124.125)	66/90	04/85->06/93	SOL	BS-5026	- ASR; - ETS	SOL	BS-5060	- ASR; - ETS	
250 Turbo-D (124.128)	93/126	09/88->06/93	VEN	BS-5022	- ASR; - ETS	SOL	BS-5060	- ASR; - ETS	
260 E (124.026)	118/160	09/85->08/92	VEN	BS-5022		SOL	BS-5060	Brakes- / Drive Dynamics Articles: for ASR; + ETS	
260 E (124.026)	122/166	09/85->12/89	VEN	BS-5022	Brakes- / Drive Dynamics Articles: for ASR; + ETS	SOL	BS-5060	Brakes- / Drive Dynamics Articles: for ASR; + ETS	
260 E 4-matic (124.226)	118/160	09/86->08/92	VEN	BS-5022					
260 E 4-matic (124.226)	122/166	12/86->12/89	VEN	BS-5022					
280 E (124.028)	145/197	10/92->06/93	VEN	BS-5022					
300 D (124.130)	81/110	06/90->06/93	SOL	BS-5026		SOL	BS-5060		
300 D (124.130)	83/113	08/89->06/93	SOL	BS-5026		SOL	BS-5060	- ASR; - ETS	
300 D (124.130)	80/109	12/84->08/89	SOL	BS-5026	- ASR; - ETS	SOL	BS-5060	- ASR; - ETS	
300 D 4-matic (124.330)	83/113	08/89->06/93	VEN	BS-5022		SOL	BS-5060	- ASR; - ETS	
300 D 4-matic (124.330)	80/109	09/86->08/92	VEN	BS-5022		SOL	BS-5060	09/89->; - ASR; - ETS	
300 E	138/188	01/85->12/85	VEN	BS-5022	- ASR; - ETS	SOL	BS-5060	- ASR; - ETS	
300 E	138/188	06/85->08/92	VEN	BS-5022		SOL	BS-5060		
300 E (124.030)	132/180	08/85->08/92	VEN	BS-5022	- ASR; - ETS	SOL	BS-5060	- ASR; - ETS	
300 E 4-matic	138/188	09/86->02/92	VEN	BS-5022		SOL	BS-5060	->08/89; - ASR; - ETS	
300 E 4-matic (124.230)	132/180	09/86->06/93	VEN	BS-5022		SOL	BS-5060	09/89->; - ASR; - ETS	
300 Turbo-D (124.133)	105/143	09/86->09/88	VEN	BS-5022	- ASR; - ETS	SOL	BS-5060	- ASR; - ETS	
300 Turbo-D (124.133)	108/147	09/88->06/93	VEN	BS-5022	- ASR; - ETS	SOL	BS-5060	- ASR; - ETS	
300 Turbo-D 4-matic (124.333)	108/147	01/88->06/93	VEN	BS-5022		SOL	BS-5060	09/89->; - ASR; - ETS	
300 Turbo-D 4-matic (124.333)	105/143	09/86->09/88	VEN	BS-5022		SOL	BS-5060		
500 E (124.036)	240/326	01/91->06/93				SOL	BS-5062		
500 E AMG 6.0	275/374	01/92->06/93				SOL	BS-5062		
<b>S-CLASS (W108, W109) </b>									
250 S (108.012)	96/130	01/66->12/69				SOL	BS-5613		
250 SE (108.014)	110/150	01/66->12/67				SOL	BS-5613		
280 S (108.016)	103/140	10/67->07/72				SOL	BS-5613		
280 SE,SEL (108.018, 108.019)	118/160	01/68->08/72				SOL	BS-5613		
280 SE,SEL 3.5 (108.057, 108.058)	147/200	03/71->08/72				SOL	BS-5613		
300 SEL (109.016)	118/160	01/68->08/72				SOL	BS-5613	->08/69	
300 SEL 3.5 (109.056)	147/200	01/70->07/72				SOL	BS-5613		
300 SEL 6.3 (109.018)	184/250	03/68->08/72				SOL	BS-5613		
<b>S-CLASS (W116) </b>									
280 S (116.020)	115/156	08/72->07/80				SOL	BS-5613		
280 S (116.020)	118/160	08/72->07/80				SOL	BS-5613	->10/76	
280 SE,SEL (116.024)	130/177	08/72->07/80				SOL	BS-5613		
280 SE,SEL (116.024)	136/185	08/72->07/80				SOL	BS-5613		
350 SE,SEL (116.028, 116.029)	143/194	03/76->03/80				SOL	BS-5613		

	kw/HP		Type			Type		
350 SE,SEL (116.028, 116.029)	151/205	03/76->03/80				SOL	BS-5613	
350 SE,SEL (116.028, 116.029)	147/200	08/72->02/76				SOL	BS-5613	->07/75
450 SE,SEL (116.032)	165/224	01/73->04/80				SOL	BS-5613	01/76->
450 SE,SEL (116.033)	160/218	12/75->04/80				SOL	BS-5613	
450 SEL 6.9 (116.036)	210/286	07/75->03/80				SOL	BS-5613	
<b>S-CLASS (W126)</b> 								
260 SE (126.020)	118/160	09/85->06/91				SOL	BS-5613	
260 SE (126.020)	122/166	09/85->06/91	VEN	BS-5022	Brakes- / Drive Dynamics Articles: for ASR; + ETS	SOL	BS-5613	->08/89
280 S (126.021)	115/156	12/79->07/85				SOL	BS-5613	08/80->
280 SE,SEL (126.022, 126.023)	136/185	10/79->07/85				SOL	BS-5613	
300 SE,SEL (126.024, 126.025)	132/180	01/86->06/91				SOL	BS-5613	
300 SE,SEL (126.024, 126.025)	138/188	09/85->12/89				SOL	BS-5613	->08/89
380 SE,SEL (126.032)	160/218	09/80->10/81				SOL	BS-5613	
380 SE,SEL (126.032)	150/204	10/81->08/85				SOL	BS-5613	->08/84
420 SE,SEL	165/224	10/85->06/91				SOL	BS-5613	+ ABS
420 SE,SEL	170/231	10/85->12/87				SOL	BS-5613	+ ABS
420 SE,SEL (126.034)	160/218	10/85->12/87				SOL	BS-5613	+ ABS
420 SE,SEL (126.034, 126.035)	150/204	10/85->06/91				SOL	BS-5613	+ ABS
500 SE,SEL	185/252	09/87->06/91				SOL	BS-5613	
500 SE,SEL	195/265	09/87->06/91				SOL	BS-5613	
500 SE,SEL (126.036)	164/223	09/85->06/91				SOL	BS-5613	
500 SE,SEL (126.036)	180/245	09/85->06/91				SOL	BS-5613	
500 SE,SEL (126.036)	170/231	12/79->08/85				SOL	BS-5613	08/80->
500 SE,SEL (126.036)	177/241	12/79->08/85				SOL	BS-5613	08/80->
500 SE,SEL CAT	185/252	06/89->06/91				SOL	BS-5613	
560 SE,SEL	205/279	08/87->06/91				SOL	BS-5613	->07/90
560 SE,SEL	220/300	10/85->06/91				SOL	BS-5613	->07/90
560 SE,SEL (126.038)	200/272	10/85->12/87				SOL	BS-5613	
560 SE,SEL (126.038, 126.039)	178/242	10/85->06/91				SOL	BS-5613	->07/90
<b>S-CLASS (W140)</b> 								
400 SE,SEL/S420 (140.042, 140.043)	210/286	02/91->10/98	VEN	BS-5602	MD 140042/140043			
500 SE,SEL (140.050, 140.051)	240/326	02/91->10/98	VEN	BS-5602	not for armored vc; ->09/95			
600 SE,SEL (140.056, 140.057)	300/408	04/91->12/92	VEN	BS-5602				
S 280 (140.028)	142/193	02/93->10/98	VEN	BS-5602	10/95->			
S 300 Turbo-D (140.135)	130/177	05/96->10/98	VEN	BS-5602	09/96->			
S 350 Turbo-D (140.134)	110/150	01/93->10/98	VEN	BS-5602	06/93->; ->08/96			
S 420 (140.042)	205/279	01/93->10/98	VEN	BS-5602				
S 500 (140.050, 140.051)	235/320	01/93->10/98	VEN	BS-5602				

	<b>kW/HP</b>		<b>Type</b>			<b>Type</b>			
S 600 (140.056, 140.057)	290/394	01/93->10/98	VEN	BS-5602	06/93->				
<b>S-CLASS (W220)</b> 									
S 280 (220.063, 220.163)	150/204	10/98->08/05	VEN	BS-5610	02/99->				
S 320 (220.065, 220.165)	165/224	10/98->08/05	VEN	BS-5610	02/99->; ->08/02				
S 350 (220.067, 220.167)	180/245	09/02->08/05	VEN	BS-5610					
<b>S-CLASS (W221)</b> 									
				DRUM	BS-5620			+ sport pack.	
S 250 CDI (221.003, 221.103)	150/204	01/11->12/13	VEN	BS-5620				+ sport pack.	
				VEN	BS-5774			- sport pack.	
				DRUM	BS-5620			+ sport pack.	
S 280 (221.054)	170/231	08/06->12/13	VEN	BS-5620		VEN	BS-5786	ch.A265576->; 10/08->; - sport pack.; - AMG SP	
				VEN	BS-5774			- sport pack.	
				DRUM	BS-5620			+ sport pack.	
S 300 (221.054)	170/231	08/06->12/13	VEN	BS-5620		VEN	BS-5786	ch.A265576->; 10/08->; - sport pack.; - AMG SP	
				VEN	BS-5774			- sport pack.	
				DRUM	BS-5620			+ sport pack.	
S 320 CDI (221.022, 221.122)	173/235	12/05->06/09	VEN	BS-5620				+ sport pack.	
				VEN	BS-5774			- sport pack.	
				DRUM	BS-5620			+ sport pack.	
S 320 CDI 4-matic (221.080, 221.180)	155/211	10/05->12/13	VEN	BS-5620		VEN	BS-5786	- AMG SP; - sport pack.	
				VEN	BS-5620				
				DRUM	BS-5620			+ sport pack.	
S 320 CDI 4-matic (221.080, 221.180)	173/235	10/06->12/13	VEN	BS-5620					
				DRUM	BS-5620			+ sport pack.	
S 350 (221.056, 221.156)	200/272	10/05->12/13	VEN	BS-5620		VEN	BS-5786	not for JP; not for USA; not for AU; - sport pack.	
				VEN	BS-5774			- sport pack.	
				DRUM	BS-5620			+ sport pack.	
S 350 4-matic (221.087, 221.187)	200/272	02/08->12/13	VEN	BS-5620		VEN	BS-5786	JP; USA; AU; ch.A293229->	
				VEN	BS-5774			- sport pack.	
				DRUM	BS-5620			+ sport pack.	
S 350 BlueTec (221.026, 221.126)	190/258	04/11->12/13	VEN	BS-5620				+ sport pack.	
				VEN	BS-5774			- sport pack.	
				DRUM	BS-5620			+ sport pack.	
S 350 BlueTEC 4-matic (221.083, 221.183)	190/258	04/11->12/13	VEN	BS-5620					
				VEN	BS-5620				
				DRUM	BS-5620			+ sport pack.	
S 350 CGI (221.057, 221.157)	225/306	04/11->12/13	VEN	BS-5620				+ sport pack.	
				VEN	BS-5774			- sport pack.	

	<b>kW/HP</b>		<b>Type</b>			<b>Type</b>		
S 350 CGI 4-matic [221.082, 221.182]	225/306	04/11->12/13	DRUM	BS-5620	+ sport pack.			
			VEN	BS-5620	+ sport pack.			
			VEN	BS-5774	- sport pack.			
S 400 Hybrid [221.095, 221.195]	205/279	01/09->12/13	DRUM	BS-5620	+ sport pack.			
			VEN	BS-5620	+ sport pack.			
			VEN	BS-5774	- sport pack.			
S 420 CDI / S 450 CDI [221.028, 221.128]	235/320	10/06->12/13	DRUM	BS-5620	not for armored vc			
			VEN	BS-5620	not for armored vc			
S 450 [221.070, 221.170]	250/340	12/05->12/13	DRUM	BS-5620				
			VEN	BS-5620				
S 450 4-matic [221.084, 221.184]	250/340	12/05->12/13	DRUM	BS-5620				
			VEN	BS-5620				
S 500 [221.071, 221.171]	285/388	10/05->12/13	DRUM	BS-5620				
			VEN	BS-5620				
S 500 4-matic [221.086, 221.186]	285/388	10/05->12/13	DRUM	BS-5620				
			VEN	BS-5620				
S 500 CGI [221.073, 221.173]	320/435	04/11->12/13	DRUM	BS-5620	+ sport pack.			
			VEN	BS-5620	+ sport pack.			
<b>S-CLASS Coupe [C126]</b> 								
380 SEC [126.043]	150/204	10/81->07/85				SOL	BS-5613	+ ABS; Brakes- / Drive Dynamics Articles: for ASR; + ETS
420 SEC [126.046]	150/204	10/85->06/91				SOL	BS-5613	- ASR; - ETS
420 SEC [126.046]	160/218	10/85->12/87				SOL	BS-5613	- ASR; - ETS
420 SEC [126.046]	165/224	10/85->06/91				SOL	BS-5613	- ASR; - ETS
500 SEC [126.044]	185/252	08/87->06/91				SOL	BS-5613	- ASR; - ETS
500 SEC [126.044]	180/245	09/85->06/91				SOL	BS-5613	- ASR; - ETS
500 SEC [126.044]	195/265	09/85->06/91				SOL	BS-5613	- ASR; - ETS
500 SEC [126.044]	170/231	10/81->08/85				SOL	BS-5613	- ASR; - ETS
500 SEC [126.044]	164/223	10/85->06/91				SOL	BS-5613	- ASR; - ETS
500 SEC CAT	185/252	06/89->06/91				SOL	BS-5613	- ASR; - ETS
560 SEC [126.045]	178/242	10/85->06/91				SOL	BS-5613	- ASR; - ETS
560 SEC [126.045]	200/272	10/85->12/87				SOL	BS-5613	- ASR; - ETS
560 SEC [126.045]	205/279	10/85->06/91				SOL	BS-5613	- ASR; - ETS
560 SEC [126.045]	220/300	10/85->12/89				SOL	BS-5613	- ASR; - ETS
<b>S-CLASS Coupe [C140]</b> 								
SEC/CL 420 [140.063]	205/279	10/94->02/99	VEN	BS-5602				
SEC/CL 500 [140.070]	235/320	10/92->02/99	VEN	BS-5602	->08/98	SOL	BS-5062	07/96->
SEC/CL 600 [140.076]	290/394	09/92->02/99	VEN	BS-5602	06/93->; ->08/98	SOL	BS-5062	07/96->





kW/HP



Type



Type



## S-CLASS Coupe [C216]

CL 500 [216.371]	285/388	06/06->12/13	DRUM	BS-5620
			VEN	BS-5620
CL 500 4-matic [216.386]	285/388	02/08->12/13	DRUM	BS-5620
			VEN	BS-5620

## SL [R107]

280 SL [107.042]	130/177	06/76->09/81			SOL	BS-5613	->07/80
280 SL [107.042]	136/185	08/74->07/85			SOL	BS-5613	03/76->; ->07/80
300 SL [107.041]	132/180	09/85->08/89	VEN	BS-5022	SOL	BS-5613	
300 SL [107.041]	138/188	09/85->08/89	VEN	BS-5022	SOL	BS-5613	
350 SL [107.043]	143/195	05/71->02/80			SOL	BS-5613	08/75->
380 SL [107.045]	160/218	09/80->08/81			SOL	BS-5613	
380 SL [107.045]	150/204	09/80->08/85			SOL	BS-5613	
420 SL [107.047]	150/204	01/86->08/89	VEN	BS-5022	SOL	BS-5613	
420 SL [107.047]	160/218	01/86->08/89	VEN	BS-5022	SOL	BS-5613	
450 SL [107.044]	160/218	09/75->10/80			SOL	BS-5613	
450 SL [107.044]	165/224	10/72->10/80			SOL	BS-5613	
500 SL [107.046]	164/223	01/86->08/89	VEN	BS-5022	SOL	BS-5613	
500 SL [107.046]	180/245	01/86->08/89	VEN	BS-5022	SOL	BS-5613	
500 SL [107.046]	170/231	05/80->12/85			SOL	BS-5613	->07/85
500 SL [107.046]	177/241	05/80->12/81			SOL	BS-5613	











## SL [R230]









280	170/231	03/08->01/12	DRUM	BS-5620	+ sport pack.
			VEN	BS-5620	+ sport pack.
300	170/231	04/09->01/12	DRUM	BS-5620	+ sport pack.
			VEN	BS-5620	+ sport pack.
350	200/272	03/06->01/12	DRUM	BS-5620	+ sport pack.
			VEN	BS-5620	+ sport pack.
350	232/316	04/08->01/12	DRUM	BS-5620	+ sport pack.
			VEN	BS-5620	+ sport pack.
500	285/388	03/06->01/12	DRUM	BS-5620	
			VEN	BS-5620	







500 [230.475]	225/306	10/01->01/12			VEN	BS-5786	
---------------	---------	--------------	--	--	-----	---------	--

## SL Coupe [C107]

280 SLC [107.022]	130/177	06/76->09/81			SOL	BS-5613	->08/79
280 SLC [107.022]	136/185	08/74->09/81			SOL	BS-5613	08/80->
350 SLC [107.023]	147/200	01/72->02/76			SOL	BS-5613	08/72->; ->07/75
350 SLC [107.023]	143/195	03/76->02/80			SOL	BS-5613	
380 SLC [107.025]	160/218	07/80->08/81			SOL	BS-5613	+ ABS; - ASR; - ETS

	kW/HP		Type			Type		
450 SLC (107.024)	165/225	01/73->11/75				SOL	BS-5613	
450 SLC (107.024)	160/218	09/75->08/79				SOL	BS-5613	
450 SLC 5.0 (107.026)	177/241	06/78->02/80				SOL	BS-5613	
<b>SLC (R172)</b> 								
180 (172.431)	115/156	01/16->	VEN	BS-5853	- sport pack.; not for SA code 950; not for SA code 952			
200 (172.434)	135/184	01/16->	VEN	BS-5879	- sport pack.; not for SA code 950; not for SA code 951; not for SA code 952			
250 d (172.404)	150/204	01/16->	VEN	BS-5879	- sport pack.; not for SA code 905; not for SA code 951; not for SA code P88			
300 (172.438)	180/245	01/16->	VEN	BS-5879	- sport pack.; not for SA code 950; not for SA code 951; not for SA code 952			
<b>SLK (R170)</b> 								
200 (170.435)	100/136	09/96->03/00	VEN	BS-5289		SOL	BS-5062	
200 Kompressor (170.444)	120/163	03/00->04/04	VEN	BS-5289		SOL	BS-5062	
200 Kompressor (170.445)	141/192	10/96->03/00	VEN	BS-5289		SOL	BS-5062	
230 Kompressor (170.447)	142/193	09/96->03/00	VEN	BS-5289		SOL	BS-5062	
230 Kompressor (170.449)	145/197	03/00->04/04	VEN	BS-5289		SOL	BS-5062	
320 (170.465)	160/218	03/00->04/04	VEN	BS-5289		SOL	BS-5062	
<b>SLK (R171)</b> 								
200 Kompressor (171.442)	120/163	03/04->02/11	VEN	BS-5061		SOL	BS-5062	- sport pack.
			VEN	BS-5289	- sport susp.	SOL	BS-5809	+ sport susp.
200 Kompressor (171.445)	135/184	01/08->02/11	VEN	BS-5061		SOL	BS-5062	- sport pack.
			VEN	BS-5201	- sport pack.	SOL	BS-5809	+ sport pack.
280 (171.454)	170/231	01/05->02/11	VEN	BS-5201	- sport susp.	SOL	BS-5062	- sport susp.
			VEN	BS-5289	- sport pack.	SOL	BS-5809	+ sport susp.
300 (171.454)	170/231	04/09->02/11	VEN	BS-5201	- sport pack.	SOL	BS-5062	- sport pack.
			VEN	BS-5289	- sport pack.	SOL	BS-5809	+ sport pack.
350 (171.456)	200/272	06/04->02/11				SOL	BS-5809	
350 (171.458)	224/305	01/08->02/11				SOL	BS-5809	
<b>SLK (R172)</b> 								
200 (172.434)	135/184	04/15->	VEN	BS-5879	- sport pack.; not for SA code 950; not for SA code 952			
200 (172.448)	135/184	02/11->	VEN	BS-5853	- sport pack.			
250 (172.447)	150/204	02/11->	VEN	BS-5853	USA			
			VEN	BS-5879	- sport pack.			
250 CDI / d (172.403)	150/204	01/12->	VEN	BS-5879	- sport pack.			
300 (172.438)	180/245	07/15->	VEN	BS-5879	- sport pack.			
<b>SPRINTER 2-t Box (901, 902)</b> 								
208 CDI	60/82	04/00->05/06	VEN	BS-5199	->04/01; for shortened base	SOL	BS-5054	->04/01; for extended base
						SOL	BS-5200	for shortened base
208 D	58/79	02/95->04/00	VEN	BS-5199	01/96->; ->12/99	SOL	BS-5200	->12/99
208 D	60/82	10/96->04/00	VEN	BS-5199	->12/99	SOL	BS-5200	->12/99

	kw/HP		Type			Type			
210 D	75/102	01/97->04/00	VEN	BS-5199		SOL	BS-5054		
						SOL	BS-5200		
211 CDI	80/109	04/00->05/06	VEN	BS-5199	->04/01; for extended base	SOL	BS-5054	->04/01; for extended base	
						SOL	BS-5200	for shortened base	
212 D	90/122	02/95->04/00	VEN	BS-5199		SOL	BS-5054		
						SOL	BS-5200		
213 CDI	95/129	04/00->05/06	VEN	BS-5199	for extended base	SOL	BS-5054	->04/01; for extended base	
						SOL	BS-5200	for shortened base	
214	105/143	02/95->05/06	VEN	BS-5199	->04/01; for shortened base	SOL	BS-5054	->04/01; for extended base	
						SOL	BS-5200	01/00->; for shortened base	
214 NGT	92/125	04/00->05/06	VEN	BS-5199	->04/01; for extended base	SOL	BS-5054	->04/01; for extended base	
216 CDI	115/156	04/00->05/06	VEN	BS-5199	->04/01; for extended base	SOL	BS-5054	->04/01; for extended base	
						SOL	BS-5200	for shortened base	
<b>SPRINTER 2-t Bus (901, 902) </b>									
208 CDI	60/82	04/00->05/06	VEN	BS-5199	->04/01; for shortened base	SOL	BS-5054	->04/01; for extended base	
						SOL	BS-5200	for shortened base	
208 D	58/79	02/95->04/00	VEN	BS-5199	01/96->; ->12/99	SOL	BS-5200	->12/99	
210 D	75/102	03/97->04/00	VEN	BS-5199		SOL	BS-5054		
						SOL	BS-5200		
211 CDI	80/109	04/00->05/06	VEN	BS-5199	->04/01; for extended base	SOL	BS-5054	->04/01; for extended base	
						SOL	BS-5200	for shortened base	
212 D	90/122	02/95->04/00	VEN	BS-5199		SOL	BS-5054		
						SOL	BS-5200		
213 CDI	95/129	04/00->05/06	VEN	BS-5199	->04/01; for extended base	SOL	BS-5054	->04/01; for extended base	
						SOL	BS-5200	for shortened base	
214	105/143	02/95->05/06	VEN	BS-5199	->04/01; for shortened base	SOL	BS-5054	->04/01; for extended base	
						SOL	BS-5200	01/00->; for shortened base	
214 NGT	92/125	04/00->05/06	VEN	BS-5199	->04/01; for extended base	SOL	BS-5054	->04/01; for extended base	
216 CDI	115/156	04/00->05/06	VEN	BS-5199	->04/01; for extended base	SOL	BS-5054	->04/01; for extended base	
						SOL	BS-5200	for shortened base	
<b>SPRINTER 2-t Platform/Chassis (901, 902) </b>									
208 CDI	60/82	04/00->05/06	VEN	BS-5199	->04/01; for shortened base	SOL	BS-5054	->04/01; for extended base	
						SOL	BS-5200	for shortened base	
208 D	58/79	01/95->04/00	VEN	BS-5199	01/96->; ->12/99	SOL	BS-5200	->12/99	
208 D	60/82	09/96->04/00	VEN	BS-5199	->12/99	SOL	BS-5200	->12/99	
210 D	75/102	01/97->04/00	VEN	BS-5199		SOL	BS-5200		
211 CDI	80/109	04/00->05/06	VEN	BS-5199	->04/01; for extended base	SOL	BS-5054	->04/01; for extended base	
						SOL	BS-5200	for shortened base	









	kW/HP		Type			Type		
212 D	90/122	02/95->04/00	VEN	BS-5199	01/96->	SOL	BS-5200	
213 CDI	95/129	04/00->05/06	VEN	BS-5199	->04/01; for extended base	SOL	BS-5054	->04/01; for extended base
						SOL	BS-5200	for shortened base
214	105/143	02/95->05/06	VEN	BS-5199	->04/01; for shortened base	SOL	BS-5054	->04/01; for extended base
						SOL	BS-5200	01/00->; for shortened base
214 NGT	92/125	04/00->05/06	VEN	BS-5199	->04/01; for extended base	SOL	BS-5054	->04/01; for extended base
216 CDI	115/156	04/00->05/06	VEN	BS-5199	->04/01; for extended base	SOL	BS-5054	->04/01; for extended base
						SOL	BS-5200	for shortened base









### SPRINTER 3,5-t Box [906]









309 CDI [906.631, 906.633, 906.635, 906.637]	65/88	06/06->	VEN	BS-5256		SOL	BS-5599	
310 CDI [906.631, 906.633, 906.635, 906.637]	70/95	03/09->	VEN	BS-5256		SOL	BS-5599	
311 CDI [906.631, 906.633, 906.635, 906.637]	80/109	06/06->	VEN	BS-5256		SOL	BS-5599	
311 CDI 4x4 [906.631, 906.633, 906.635, 906.637]	80/109	02/08->	VEN	BS-5256		SOL	BS-5599	
313 CDI [906.631, 906.633, 906.635, 906.637]	95/129	05/09->	VEN	BS-5256		SOL	BS-5599	
313 CDI [906.631, 906.633, 906.635, 906.637]	95/129	06/06->	VEN	BS-5256		SOL	BS-5599	
313 CDI 4x4 [906.631, 906.633, 906.635, 906.637]	95/129	05/09->	VEN	BS-5256		SOL	BS-5599	
315 CDI [906.631, 906.633, 906.635, 906.637]	110/150	06/06->	VEN	BS-5256		SOL	BS-5599	
315 CDI 4x4 [906.631, 906.633, 906.635, 906.637]	110/150	02/08->	VEN	BS-5256		SOL	BS-5599	
316 [906.663, 906.635]	115/156	09/08->	VEN	BS-5256	engine 271951	SOL	BS-5599	
316 CDI [906.631, 906.633, 906.635, 906.637]	120/163	03/09->	VEN	BS-5256	engine 651957	SOL	BS-5599	engine 651957
316 CDI 4x4 [906.631, 906.633, 906.635, 906.637]	120/163	03/09->	VEN	BS-5256		SOL	BS-5599	
316 LGT [906.633, 906.635]	115/156	09/08->	VEN	BS-5256		DRUM	BS-5450	
316 NGT [906.633, 906.635]	115/156	09/08->	VEN	BS-5256	engine 271951	SOL	BS-5599	
316 NGT [906.633, 906.635]	115/156	09/08->	VEN	BS-5256		SOL	BS-5599	for SA code -> 504025/20; for SA code -> 504000/30; axle # 741412
318 CDI [906.631, 906.633, 906.635, 906.637]	135/184	06/06->	VEN	BS-5256		SOL	BS-5599	
318 CDI 4x4 [906.631, 906.633, 906.635, 906.637]	135/184	02/08->	VEN	BS-5256		SOL	BS-5599	
319 CDI / BlueTEC [906.631, 906.633, 906.635, 906.637]	140/190	03/09->	VEN	BS-5256	engine 642992	SOL	BS-5599	engine 642992
319 CDI / BlueTEC 4x4 [906.631, 906.633, 906.635, 906.637]	140/190	03/09->	VEN	BS-5256		SOL	BS-5599	
324 [906.633, 906.635, 906.637]	190/258	06/06->	VEN	BS-5256		SOL	BS-5599	









### SPRINTER 3,5-t Bus [906]

310 CDI [906.731, 906.733, 906.735]	70/95	03/09->	VEN	BS-5256		SOL	BS-5599	
311 CDI [906.731, 906.733, 906.735]	80/109	06/06->	VEN	BS-5256		SOL	BS-5599	
311 CDI 4x4 [906.731, 906.733, 906.735]	80/109	02/08->	VEN	BS-5256		SOL	BS-5599	
313 CDI [906.731, 906.733, 906.735]	95/129	08/11->	VEN	BS-5256		SOL	BS-5599	
313 CDI 4x4 [906.731, 906.733, 906.735]	95/129	08/11->	VEN	BS-5256		SOL	BS-5599	
315 CDI [906.731, 906.733, 906.735]	110/150	06/06->	VEN	BS-5256		SOL	BS-5599	
315 CDI 4x4 [906.731, 906.733, 906.735]	110/150	02/08->	VEN	BS-5256		SOL	BS-5599	









	<b>kw/HP</b>		<b>Type</b>			<b>Type</b>			
316 (906.733, 906.735)	115/156	09/08->	VEN	BS-5256		SOL	BS-5599		
316 CDI (906.731, 906.733, 906.735)	120/163	08/11->	VEN	BS-5256		SOL	BS-5599		
316 CDI 4x4 (906.731, 906.733, 906.735)	120/163	08/11->	VEN	BS-5256		SOL	BS-5599		
316 LGT	115/156	09/08->	VEN	BS-5256		SOL	BS-5599		
316 NGT (906.733, 906.735)	115/156	09/08->	VEN	BS-5256		SOL	BS-5599		
318 CDI (906.731, 906.733, 906.735)	135/184	02/08->	VEN	BS-5256		SOL	BS-5599		
318 CDI 4x4 (906.731, 906.733, 906.735)	135/184	02/08->	VEN	BS-5256		SOL	BS-5599		
319 CDI / BlueTEC (906.731, 906.733, 906.735)	140/190	03/09->	VEN	BS-5256		SOL	BS-5599		
319 CDI / BlueTEC 4x4 (906.731, 906.733, 906.735)	140/190	03/09->	VEN	BS-5256		SOL	BS-5599		
324 (906.733, 906.735)	190/258	06/06->	VEN	BS-5256		SOL	BS-5599		
<b>SPRINTER 3,5-t Platform/Chassis (906)</b> 									
309 CDI (906.131, 906.133, 906.135, 906.231, 906.233...)	65/88	06/06->	VEN	BS-5256		SOL	BS-5599		
310 CDI (906.131, 906.133, 906.135, 906.231, 906.233...)	70/95	03/09->	VEN	BS-5256		SOL	BS-5599		
311 CDI (906.131, 906.133, 906.135, 906.231, 906.233...)	80/109	06/06->	VEN	BS-5256		SOL	BS-5599		
311 CDI 4x4 (906.131, 906.133, 906.135, 906.231...)	80/109	02/08->	VEN	BS-5256		SOL	BS-5599		
313 CDI (906.131, 906.133, 906.135, 906.231, 906.233...)	95/129	06/06->	VEN	BS-5256		SOL	BS-5599		
313 CDI (906.131, 906.133, 906.135, 906.231, 906.233...)	95/129	06/06->	VEN	BS-5256		SOL	BS-5599		
315 CDI (906.131, 906.133, 906.135, 906.231, 906.233...)	110/150	06/06->	VEN	BS-5256		SOL	BS-5599		
315 CDI 4x4 (906.131, 906.133, 906.135, 906.231...)	110/150	02/08->	VEN	BS-5256		SOL	BS-5599		
316 (906.133, 906.135, 906.233, 906.235)	115/156	09/08->	VEN	BS-5256	engine 271951	SOL	BS-5599		
316 CDI (906.131, 906.133, 906.135, 906.231, 906.233...)	120/163	03/09->	VEN	BS-5256	engine 651957	SOL	BS-5599	engine 651957	
316 CDI 4x4 (906.131, 906.133, 906.135, 906.231...)	120/163	03/09->	VEN	BS-5256		SOL	BS-5599		
316 LGT (906.133, 906.135, 906.233, 906.235)	115/156	09/08->	VEN	BS-5256		SOL	BS-5599		
316 NGT (906.133, 906.135, 906.233, 906.235)	115/156	09/08->	VEN	BS-5256	engine 291951	SOL	BS-5599		
316 NGT (906.133, 906.135, 906.233, 906.235)	115/156	09/08->	VEN	BS-5256	not for SA code GE0	SOL	BS-5599	axle # 741412; for SA code -> 504000/30; for SA code -> 504025/20	
318 CDI (906.131, 906.133, 906.135, 906.231, 906.233...)	135/184	06/06->	VEN	BS-5256		SOL	BS-5599		
318 CDI 4x4 (906.131, 906.133, 906.135, 906.231...)	135/184	02/08->	VEN	BS-5256		SOL	BS-5599		
319 CDI / BlueTEC (906.131, 906.133, 906.135, 906.231...)	140/190	03/09->	VEN	BS-5256	engine 642992	SOL	BS-5599	engine 642992	
319 CDI / BlueTEC 4x4 (906.131, 906.133, 906.135...)	140/190	05/11->	VEN	BS-5256		SOL	BS-5599		
324 (906.133, 906.135, 906.233, 906.235)	190/258	06/06->	VEN	BS-5256		SOL	BS-5599		
<b>SPRINTER 3-t Box (903)</b> 									
308 CDI	60/82	04/00->05/06	VEN	BS-5199	->04/01; for extended base	SOL	BS-5054	->04/01; for extended base	
						SOL	BS-5200	for shortened base	
308 D 2.3	58/79	02/95->04/00	VEN	BS-5199		SOL	BS-5200		
308 D 2.3	60/82	02/95->04/00	VEN	BS-5199	01/96->; ->12/99	SOL	BS-5200	->12/99	
310 D 2.9	75/102	02/95->04/00	VEN	BS-5199	01/97->	SOL	BS-5054		
						SOL	BS-5200		

	kW/HP		Type			Type			
						SOL	BS-5054	long base	
311 CDI	80/109	04/00->05/06	VEN	BS-5199		SOL	BS-5200	short base	
						VEN	BS-5290	long base	
311 CDI 4x4	80/109	08/02->05/06	VEN	BS-5199		SOL	BS-5054		
						VEN	BS-5290		
312 D 2.9	90/122	02/95->04/00	VEN	BS-5199		SOL	BS-5054		
312 D 2.9 4x4	90/122	05/97->08/02	VEN	BS-5199		SOL	BS-5054		
313 CDI	95/129	04/00->05/06	VEN	BS-5199		SOL	BS-5054	for extended base	
						SOL	BS-5200	for shortened base	
313 CDI 4x4	95/129	08/02->05/06	VEN	BS-5199		SOL	BS-5054		
						VEN	BS-5290		
314	105/143	02/95->05/06	VEN	BS-5199	->04/01	SOL	BS-5054	->04/01	
314 4x4	105/143	08/02->05/06	VEN	BS-5199		SOL	BS-5054		
						VEN	BS-5290		
314 NGT	92/125	04/00->05/06	VEN	BS-5199	->04/01	SOL	BS-5054	->04/01	
316 CDI	115/156	04/00->05/06	VEN	BS-5199	->04/01	SOL	BS-5054	->04/01	
						VEN	BS-5290		
316 CDI 4x4	115/156	08/02->05/06	VEN	BS-5199		SOL	BS-5054		
						VEN	BS-5290		
<b>SPRINTER 3-t Box [906]</b> 									
209 CDI [906.611, 906.613]	65/88	06/06->	VEN	BS-5256		SOL	BS-5599		
210 CDI [906.611, 906.613]	70/95	03/09->	VEN	BS-5256		SOL	BS-5599		
211 CDI [906.611, 906.613]	80/109	06/06->	VEN	BS-5256		SOL	BS-5599		
213 CDI [906.611, 906.613]	95/129	06/06->	VEN	BS-5256		SOL	BS-5599		
213 CDI [906.611, 906.613]	95/129	06/06->	VEN	BS-5256		SOL	BS-5599		
215 CDI [906.611, 906.613]	110/150	06/06->	VEN	BS-5256		SOL	BS-5599		
216 [906.613]	115/156	09/08->	VEN	BS-5256		SOL	BS-5599		
216 CDI [906.611, 906.613]	120/163	03/09->	VEN	BS-5256		SOL	BS-5599		
218 CDI [906.611, 906.613]	135/184	06/06->	VEN	BS-5256		SOL	BS-5599		
219 CDI / BlueTEC [906.611, 906.613]	140/190	03/09->	VEN	BS-5256	engine 642992	SOL	BS-5599	engine 642992	
224 [906.613]	190/258	06/06->	VEN	BS-5256		SOL	BS-5599		
<b>SPRINTER 3-t Bus [903]</b> 									
308 CDI	60/82	04/00->05/06	VEN	BS-5199	->04/01; for extended base	SOL	BS-5054	->04/01; for extended base	
						SOL	BS-5200	for shortened base	
308 D	58/79	02/95->04/00	VEN	BS-5199	01/96->; ->12/99	SOL	BS-5200	->12/99	
308 D [903.371, 903.372, 903.373]	60/82	03/97->04/00	VEN	BS-5199		SOL	BS-5200		
308 E	40/54	04/00->05/06	VEN	BS-5199					
310 D 4x4	75/102	05/97->08/02	VEN	BS-5199		SOL	BS-5200		

	<b>kW/HP</b>		<b>Type</b>			<b>Type</b>			
						SOL	BS-5054	long base	
311 CDI	80/109	04/00->05/06	VEN	BS-5199	short base; long base	SOL	BS-5200	short base	
						VEN	BS-5290	long base	
311 CDI 4x4	80/109	08/02->05/06	VEN	BS-5199		SOL	BS-5054		
						VEN	BS-5290		
312 D 2.9	90/122	02/95->04/00	VEN	BS-5199	01/96->	SOL	BS-5200		
312 D 2.9 4x4	90/122	05/97->08/02	VEN	BS-5199		SOL	BS-5054		
313 CDI	95/129	04/00->05/06	VEN	BS-5199	->04/01; for extended base	SOL	BS-5054	->04/01; for extended base	
						SOL	BS-5200	for shortened base	
313 CDI 4x4	95/129	08/02->05/06	VEN	BS-5199		SOL	BS-5054		
						VEN	BS-5290		
314	105/143	02/95->05/06	VEN	BS-5199	->04/01	SOL	BS-5054	->04/01	
314 4x4	105/143	08/02->05/06	VEN	BS-5199		SOL	BS-5054		
						VEN	BS-5290		
314 NGT	92/125	04/00->05/06	VEN	BS-5199	->04/01	SOL	BS-5054	->04/01	
316 CDI	115/156	04/00->05/06	VEN	BS-5199	->04/01	SOL	BS-5054	->04/01	
						VEN	BS-5290		
316 CDI 4x4	115/156	08/02->05/06	VEN	BS-5199		SOL	BS-5054		
						VEN	BS-5290		
<b>SPRINTER 3-t Bus [906]</b> 									
210 CDI [906.711, 906.713]	70/95	03/09->	VEN	BS-5199		SOL	BS-5599		
211 CDI [906.711, 906.713]	80/109	06/06->	VEN	BS-5256		SOL	BS-5599		
213 CDI [906.711, 906.713]	95/129	06/06->	VEN	BS-5256		SOL	BS-5599		
215 CDI [906.711, 906.713]	110/150	06/06->	VEN	BS-5256		SOL	BS-5599		
216 [906.713]	115/156	09/08->	VEN	BS-5256		SOL	BS-5599		
216 CDI [906.711, 906.713]	120/163	06/06->	VEN	BS-5256		SOL	BS-5599		
224 [906.713]	190/258	06/06->	VEN	BS-5256		SOL	BS-5599		
<b>SPRINTER 3-t Platform/Chassis [903]</b> 									
308 CDI	60/82	04/00->05/06	VEN	BS-5199	->04/01; for extended base	SOL	BS-5054	->04/01; for extended base	
						SOL	BS-5200	for shortened base	
308 D 2.3	58/79	02/95->04/00	VEN	BS-5199		SOL	BS-5054		
308 D 2.3	60/82	11/96->04/00	VEN	BS-5199		SOL	BS-5200		
310 D 2.9	75/102	01/97->04/00	VEN	BS-5199		SOL	BS-5054		
						SOL	BS-5054	long base	
311 CDI	80/109	04/00->05/06	VEN	BS-5199	short base; long base	SOL	BS-5200	short base	
						VEN	BS-5290	long base	
311 CDI 4x4	80/109	08/02->05/06	VEN	BS-5199		SOL	BS-5054		
						VEN	BS-5290		

	kW/HP		Type			Type			
312 D 2.9	90/122	02/95->04/00	VEN	BS-5199		SOL	BS-5054		
313 CDI	95/129	04/00->05/06	VEN	BS-5199	->04/01; for extended base	SOL	BS-5054	->04/01; for extended base	
						SOL	BS-5200	for shortened base	
313 CDI 4x4	95/129	08/02->05/06	VEN	BS-5199		SOL	BS-5054		
						SOL	BS-5200		
						VEN	BS-5290		
314	105/143	02/95->05/06	VEN	BS-5199	->04/01	SOL	BS-5054	->04/01	
						VEN	BS-5290	01/00->	
314 4x4	105/143	08/02->05/06	VEN	BS-5199		SOL	BS-5054		
						VEN	BS-5290		
314 NGT	92/125	04/00->05/06	VEN	BS-5199	->04/01	SOL	BS-5054	->04/01	
316 CDI	115/156	04/00->05/06	VEN	BS-5199	->04/01	SOL	BS-5054	->04/01	
						VEN	BS-5290		
316 CDI 4x4	115/156	08/02->05/06	VEN	BS-5199		SOL	BS-5054		
						VEN	BS-5290		
<b>SPRINTER 3-t Platform/Chassis [906]</b> 									
209 CDI [906.111, 906.113, 906.211, 906.213]	65/88	06/06->	VEN	BS-5256		SOL	BS-5599		
210 CDI [906.111, 906.113, 906.211, 906.213]	70/95	03/09->	VEN	BS-5256		SOL	BS-5599		
211 CDI [906.111, 906.113, 906.211, 906.213]	80/109	06/06->	VEN	BS-5256		SOL	BS-5599		
213 CDI [906.111, 906.113, 906.211, 906.213]	95/129	03/09->	VEN	BS-5256		SOL	BS-5599		
213 CDI [906.111, 906.113, 906.211, 906.213]	95/129	06/06->	VEN	BS-5256		SOL	BS-5599		
215 CDI [906.111, 906.113, 906.211, 906.213]	110/150	06/06->	VEN	BS-5256		SOL	BS-5599		
216 [906.113, 906.213]	115/156	09/08->	VEN	BS-5256		SOL	BS-5599		
216 CDI [906.111, 906.113, 906.211, 906.213]	120/163	03/09->	VEN	BS-5256		SOL	BS-5599	engine 651957	
218 CDI [906.111, 906.113, 906.211, 906.213]	135/184	06/06->	VEN	BS-5256		SOL	BS-5599		
219 CDI / BlueTEC [906.111, 906.113, 906.211, 906.213]	140/190	03/09->	VEN	BS-5256	engine 642992	SOL	BS-5599	engine 642992	
224 [906.113, 906.213]	190/258	06/06->	VEN	BS-5256		SOL	BS-5599		
<b>SPRINTER 4,6-t Box [906]</b> 									
411 CDI [906.653, 906.655, 906.657]	80/109	06/09->	VEN	BS-5256		VEN	BS-5388		
						SOL	BS-5599		
413 CDI [906.653, 906.655, 906.657]	95/129	06/06->	VEN	BS-5256		VEN	BS-5388		
						SOL	BS-5599		
415 CDI [906.653, 906.655, 906.657]	110/150	06/09->	VEN	BS-5256					
416 CDI [906.653, 906.655, 906.657]	120/163	03/09->	VEN	BS-5256	engine 651957	VEN	BS-5388		
						SOL	BS-5599	engine 651957	
418 CDI [906.653, 906.655, 906.657]	135/184	06/09->	VEN	BS-5256					
419 CDI [906.653, 906.655, 906.657]	140/190	03/09->	VEN	BS-5256	engine 642992	VEN	BS-5388		
						SOL	BS-5599	engine 642992	



	kw/HP		Type			Type			
			VEN	BS-5199		VEN	BS-5290		
424 (906.655, 906.657, 906.653)	190/258	06/06->				VEN	BS-5388		
			VEN	BS-5256	engine 272979	SOL	BS-5599	engine 272979	
<b>SPRINTER 4,6-t Platform/Chassis (906)</b> 									
411 CDI (906.153, 906.155, 906.253, 906.255)	80/109	06/09->	VEN	BS-5256	not for SA code GE0	VEN	BS-5388		
						SOL	BS-5599		
413 CDI (906.153, 906.155, 906.253, 906.255)	95/129	06/06->	VEN	BS-5256	engine 651956	SOL	BS-5599	engine 651956	
415 CDI (906.153, 906.155, 906.253, 906.255)	110/150	06/06->	VEN	BS-5256		VEN	BS-5388		
						SOL	BS-5599		
416 CDI (906.153, 906.155, 906.253, 906.255)	120/163	03/09->	VEN	BS-5256	engine 651957	VEN	BS-5388		
						SOL	BS-5599	engine 651957	
418 CDI (906.153, 906.155, 906.253, 906.255)	135/184	06/06->	VEN	BS-5256		VEN	BS-5388		
						SOL	BS-5599		
419 CDI (906.153, 906.155, 906.253, 906.255)	140/190	03/09->	VEN	BS-5256	engine 642992	VEN	BS-5388		
						SOL	BS-5599	engine 642992	
424 (906.153, 906.155, 906.253, 906.255)	190/258	06/06->	VEN	BS-5199		VEN	BS-5290		
			VEN	BS-5256	not for SA code GE0	SOL	BS-5599		
<b>SPRINTER 4-t Box (904)</b> 									
408 CDI	60/82	04/00->05/06	VEN	BS-5199	->04/01	SOL	BS-5054	->04/01	
						VEN	BS-5290		
408 D	58/79	02/96->05/06	VEN	BS-5199	->12/99	SOL	BS-5200	->12/99	
410 D	75/102	02/96->05/06	VEN	BS-5199	01/97->; ->08/00	SOL	BS-5200	01/97->; ->08/00	
410 D 4x4	75/102	05/97->05/06	VEN	BS-5199	->12/99	SOL	BS-5200	->12/99	
411 CDI	80/109	04/00->05/06	VEN	BS-5199	->04/01	SOL	BS-5054	->04/01	
411 CDI 4x4	80/109	04/00->05/06	VEN	BS-5199	->04/01	SOL	BS-5054	->04/01	
412 D	85/115	02/96->05/06	VEN	BS-5199		SOL	BS-5200		
412 D	90/122	02/96->05/06	VEN	BS-5199		SOL	BS-5200		
						VEN	BS-5290		
412 D 4x4	85/115	05/97->05/06	VEN	BS-5199	->12/99	VEN	BS-5290	->12/99	
412 D 4x4	90/122	05/97->05/06	VEN	BS-5199	->07/00	SOL	BS-5054	->07/00	
						VEN	BS-5290	->12/99	
413 CDI	95/129	04/00->05/06	VEN	BS-5199		VEN	BS-5290		
413 CDI 4x4	95/129	04/00->05/06	VEN	BS-5199	->04/01	SOL	BS-5054	->04/01	
						SOL	BS-5054	->04/01	
414	105/143	02/96->05/06	VEN	BS-5199	->04/01	VEN	BS-5290	01/00->	
414 4x4	105/143	05/97->05/06	VEN	BS-5199	01/00->; ->04/01	VEN	BS-5290	01/00->	
416 CDI	115/156	04/00->05/06	VEN	BS-5199	->04/01	SOL	BS-5054	->04/01	
416 CDI 4x4	115/156	04/00->05/06	VEN	BS-5199	->04/01	SOL	BS-5054	->04/01	



kW/HP



Type



Type



## SPRINTER 4-t Bus (904)








408 CDI	60/82	04/00->05/06	VEN	BS-5199	->04/01	SOL	BS-5054	->04/01
						VEN	BS-5290	
411 CDI	80/109	04/00->05/06	VEN	BS-5199	->04/01	SOL	BS-5054	->04/01
413 CDI	95/129	04/00->05/06	VEN	BS-5199	->04/01	SOL	BS-5054	->04/01
414	105/143	02/96->05/06	VEN	BS-5199	->04/01	SOL	BS-5054	->04/01
						VEN	BS-5290	01/00->
416 CDI	115/156	04/00->05/06	VEN	BS-5199	->04/01	SOL	BS-5054	->04/01










## SPRINTER 4-t Platform/Chassis (904)












408 CDI	60/82	04/00->05/06	VEN	BS-5199	->04/01	SOL	BS-5054	->04/01
						VEN	BS-5290	
408 D	58/79	02/96->05/06	VEN	BS-5199	->12/99	SOL	BS-5200	->12/99
410 D	75/102	02/96->05/06	VEN	BS-5199	01/97->; ->08/00	SOL	BS-5200	01/97->; ->08/00
410 D 4x4	75/102	05/97->05/06	VEN	BS-5199	->12/99	SOL	BS-5200	->12/99
411 CDI	80/109	04/00->05/06	VEN	BS-5199		VEN	BS-5290	
411 CDI 4x4	80/109	04/00->05/06	VEN	BS-5199	->04/01	SOL	BS-5054	->04/01
412 D	85/115	02/96->05/06	VEN	BS-5199		SOL	BS-5200	
412 D	90/122	02/96->05/06	VEN	BS-5199		SOL	BS-5200	
412 D 4x4	85/115	05/97->05/06	VEN	BS-5199	->12/99	VEN	BS-5290	->12/99
412 D 4x4	90/122	05/97->05/06	VEN	BS-5199	->07/00	SOL	BS-5054	->07/00
						VEN	BS-5290	->12/99
413 CDI	95/129	04/00->05/06	VEN	BS-5199		SOL	BS-5054	
						VEN	BS-5290	
413 CDI 4x4	95/129	04/00->05/06	VEN	BS-5199	->04/01	SOL	BS-5054	->04/01
414	105/143	02/96->05/06	VEN	BS-5199	->04/01	SOL	BS-5054	->04/01
						VEN	BS-5290	01/00->
414 4x4	105/143	05/97->05/06	VEN	BS-5199	01/00->; ->04/01	VEN	BS-5290	01/00->
416 CDI	115/156	04/00->05/06	VEN	BS-5199	->04/01	SOL	BS-5054	->04/01
416 CDI 4x4	115/156	04/00->05/06	VEN	BS-5199	->04/01	SOL	BS-5054	->04/01











## SPRINTER 5-t Box (906)









509 CDI (906.653, 906.655, 906.657)	65/88	06/06->	VEN	BS-5256		VEN	BS-5388	
						SOL	BS-5599	
510 CDI (906.653, 906.655, 906.657)	70/95	03/09->	VEN	BS-5256		VEN	BS-5388	
						SOL	BS-5599	
511 CDI (906.653, 906.655, 906.657)	80/109	06/06->	VEN	BS-5256		VEN	BS-5388	
						SOL	BS-5599	
511 CDI 4x4 (906.653, 906.6355, 906.657)	80/109	06/06->	VEN	BS-5256		VEN	BS-5388	
						SOL	BS-5599	









	kw/HP		Type			Type		
513 CDI (906.653, 906.655, 906.657)	95/129	06/06->	VEN	BS-5256	03/09->	VEN	BS-5388	
						SOL	BS-5599	03/09->
513 CDI (906.653, 906.655, 906.657)	95/129	06/06->	VEN	BS-5256		VEN	BS-5388	
						SOL	BS-5599	
513 CDI 4x4 (906.653, 906.655, 906.657)	95/129	06/06->	VEN	BS-5256		VEN	BS-5388	
						SOL	BS-5599	
515 CDI (906.653, 906.655, 906.657)	110/150	06/06->	VEN	BS-5256		VEN	BS-5388	
						SOL	BS-5599	
515 CDI 4x4 (906.653, 906.655, 906.657)	110/150	06/06->	VEN	BS-5256		VEN	BS-5388	
						SOL	BS-5599	
516 CDI (906.653, 906.655, 906.657)	120/163	03/09->	VEN	BS-5256		VEN	BS-5388	
						SOL	BS-5599	
516 CDI 4x4 (906.653, 906.655, 906.657)	120/163	06/06->	VEN	BS-5256		VEN	BS-5388	
						SOL	BS-5599	
518 CDI (906.653, 906.655, 906.657)	135/184	06/06->	VEN	BS-5256		VEN	BS-5388	
						SOL	BS-5599	
518 CDI 4x4 (906.653, 906.655, 906.657)	135/184	06/06->	VEN	BS-5256		VEN	BS-5388	
						SOL	BS-5599	
519 CDI / BlueTEC (906.653, 906.655, 906.657)	140/190	03/09->	VEN	BS-5256		VEN	BS-5388	
						SOL	BS-5599	
519 CDI / BlueTEC 4x4 (906.653, 906.655, 906.657)	140/190	03/09->	VEN	BS-5256		VEN	BS-5388	
						SOL	BS-5599	
524 (906.653, 906.655, 906.657)	190/258	06/06->	VEN	BS-5256		VEN	BS-5388	
						SOL	BS-5599	
<b>SPRINTER 5-t Platform/Chassis (906)</b> 								
509 CDI (906.153, 906.155, 906.253, 906.255)	65/88	06/06->	VEN	BS-5256		VEN	BS-5388	
						SOL	BS-5599	
510 CDI (906.153, 906.155, 906.253, 906.255)	70/95	03/09->	VEN	BS-5256	engine 651955	VEN	BS-5388	
						SOL	BS-5599	engine 651955
511 CDI (906.153, 906.155, 906.253, 906.255)	80/109	06/06->	VEN	BS-5256		VEN	BS-5388	
						SOL	BS-5599	
511 CDI 4x4 (906.135, 906.155, 906.253, 906.255)	80/109	06/06->	VEN	BS-5256		VEN	BS-5388	
						SOL	BS-5599	
513 CDI (906.135, 906.155, 906.253, 906.255)	95/129	06/06->	VEN	BS-5256	engine 646986	VEN	BS-5388	
						SOL	BS-5599	engine 646986
513 CDI (906.135, 906.155, 906.253, 906.255)	95/129	06/06->	VEN	BS-5256		VEN	BS-5388	
						SOL	BS-5599	

	kW/HP		Type			Type		
513 CDI 4x4 [906.135, 906.155, 906.253, 906.255]	95/129	05/11->	VEN	BS-5256		VEN	BS-5388	
						SOL	BS-5599	
515 CDI [906.153, 906.155, 906.253, 906.255]	110/150	06/06->	VEN	BS-5256		VEN	BS-5388	
						SOL	BS-5599	
515 CDI 4x4 [906.153, 906.155, 906.253, 906.255]	110/150	06/06->	VEN	BS-5256		VEN	BS-5388	
						SOL	BS-5599	
516 [906.153, 906.155, 906.253, 906.255]	115/156	09/08->	VEN	BS-5256	engine 271951	VEN	BS-5388	
						SOL	BS-5599	engine 271951
516 CDI [906.153, 906.155, 906.253, 906.255]	120/163	03/09->	VEN	BS-5256	engine 651957	VEN	BS-5388	
						SOL	BS-5599	engine 651957
516 CDI 4x4 [906.153, 906.155, 906.253, 906.255]	120/163	05/11->	VEN	BS-5256		VEN	BS-5388	
						SOL	BS-5599	
516 NGT [906.153, 906.155, 906.253, 906.255]	115/156	09/08->	VEN	BS-5256	engine 271951	VEN	BS-5388	
						SOL	BS-5599	engine 271951
516 NGT [906.153, 906.155, 906.253, 906.255]	115/156	09/08->	VEN	BS-5256		VEN	BS-5388	
						SOL	BS-5599	
518 CDI [906.153, 906.155, 906.253, 906.255]	135/184	06/06->	VEN	BS-5256		VEN	BS-5388	
						SOL	BS-5599	
518 CDI 4x4 [906.153, 906.155, 906.253, 906.255]	135/184	06/06->	VEN	BS-5256		VEN	BS-5388	
						SOL	BS-5599	
519 CDI / BlueTEC [906.153, 906.155, 906.253, 906.255]	140/190	03/09->	VEN	BS-5256	engine 642992	VEN	BS-5388	
						SOL	BS-5599	engine 642992
519 CDI / BlueTEC 4x4 [906.153, 906.155, 906.253, 906.255]	140/190	03/09->	VEN	BS-5256		VEN	BS-5388	
						SOL	BS-5599	
524 [906.153, 906.155, 906.253, 906.255]	190/258	06/06->	VEN	BS-5256		VEN	BS-5388	
						SOL	BS-5599	
<b>SPRINTER CLASSIC 3,5-t Box [909]</b> 								
311 CDI [909.632, 909.633]	80/109	09/13->	VEN	BS-5199		SOL	BS-5054	
<b>SPRINTER CLASSIC 4,6-t Bus [909]</b> 								
411 CDI [909.843]	80/109	09/13->	VEN	BS-5199		SOL	BS-5054	
<b>T1 Box [601]</b> 								
207 D 2.4	53/72	06/82->01/90	SOL	BS-5055	->08/89	DRUM	BS-5550	->08/89
208 D 2.3	60/82	10/88->02/96	SOL	BS-5055	->04/95	DRUM	BS-5550	->04/95
208 D 2.3	58/79	11/88->02/96	SOL	BS-5055	->04/95	DRUM	BS-5550	->04/95
209 D 2.9	65/88	12/82->01/90	SOL	BS-5055	->08/89	DRUM	BS-5550	->08/89
210 2.3	77/105	05/89->02/96	SOL	BS-5055	09/89-> ->04/95	DRUM	BS-5550	09/89-> ->04/95
210 2.3	70/95	07/82->02/96	SOL	BS-5055	->08/89	DRUM	BS-5550	->08/89
210 D 2.8	70/95	10/88->02/96	SOL	BS-5055	09/89-> ->04/95	DRUM	BS-5550	09/89-> ->04/95
210 D 2.8	72/98	10/88->02/96	SOL	BS-5055	09/89-> ->04/95	DRUM	BS-5550	09/89-> ->04/95










	kw/HP		Type			Type		
<b>T1 Box (602)</b> 								
307 D 2.4	53/72	10/82->01/90	SOL	BS-5055	->08/89		DRUM	BS-5520 ->08/89
308 D 2.3	60/82	06/89->02/96	SOL	BS-5055	->04/95		DRUM	BS-5520 ->04/95
308 D 2.3	58/79	11/88->02/96	SOL	BS-5055	->04/95		DRUM	BS-5520 ->04/95
309 D 3.0	65/88	10/82->01/90	SOL	BS-5055	->08/89		DRUM	BS-5520 ->08/89
310 D 2.9	72/98	06/89->02/96	SOL	BS-5055	->04/95		DRUM	BS-5520 ->04/95
310 D 2.9	70/95	06/89->02/96	SOL	BS-5055	->04/95		DRUM	BS-5520 ->04/95
<b>T1 Bus (601)</b> 								
207 D 2.4	48/65	05/77->12/82	SOL	BS-5055			DRUM	BS-5550
207 D 2.4	53/72	07/82->01/90	SOL	BS-5055	->08/89		DRUM	BS-5550 ->08/89
208 2.3	63/86	05/77->12/82	SOL	BS-5055			DRUM	BS-5550
208 D 2.3	58/79	10/88->02/96	SOL	BS-5055	->04/95		DRUM	BS-5550 ->04/95
208 D 2.3	60/82	10/88->02/96	SOL	BS-5055	->04/95		DRUM	BS-5550 ->04/95
209 D 2.9	65/88	12/82->01/90	SOL	BS-5055	->08/89		DRUM	BS-5550 ->08/89
210 2.3	77/105	05/89->02/96	SOL	BS-5055	09/89->; ->04/95		DRUM	BS-5550 09/89->; ->04/95
210 2.3	70/95	07/82->01/90	SOL	BS-5055	->08/89		DRUM	BS-5550 ->08/89
210 D 2.8	70/95	11/88->02/96	SOL	BS-5055	09/89->; ->04/95		DRUM	BS-5550 09/89->; ->04/95
210 D 2.8	72/98	11/88->02/96	SOL	BS-5055	09/89->; ->04/95		DRUM	BS-5550 09/89->; ->04/95
<b>T1 Bus (602)</b> 								
308 D 2.3	58/79	05/90->02/96	SOL	BS-5055	->04/95		DRUM	BS-5520 ->04/95
308 D 2.3	60/82	06/89->02/96	SOL	BS-5055			DRUM	BS-5520
310 D 2.9	70/95	06/89->02/96	SOL	BS-5055	->04/95		DRUM	BS-5520 ->04/95
310 D 2.9	72/98	06/90->02/96	SOL	BS-5055	->04/95		DRUM	BS-5520 ->04/95
<b>T1 Platform/Chassis (601)</b> 								
207 D 2.4	48/65	04/77->12/82	SOL	BS-5055	08/77->		DRUM	BS-5550 08/77->
207 D 2.4	53/72	12/77->10/89	SOL	BS-5055	09/81->		DRUM	BS-5550 09/81->
208 D 2.3	60/82	06/89->02/96	SOL	BS-5055	->04/95		DRUM	BS-5520 ->04/95
							DRUM	BS-5550 ->04/95; pickup
208 D 2.3	58/79	11/88->02/96	SOL	BS-5055	09/89->; ->04/95		DRUM	BS-5550 09/89->; ->04/95
209 D 2.9	65/88	12/82->01/90	SOL	BS-5055	->08/89		DRUM	BS-5550 ->08/89
210 2.3	70/95	04/77->10/89	SOL	BS-5055	08/81->		DRUM	BS-5550 08/81->
210 2.3	63/86	04/77->10/89	SOL	BS-5055	08/77->		DRUM	BS-5520
210 D 2.8	72/98	11/88->02/96	SOL	BS-5055	09/89->; ->04/95		DRUM	BS-5550 09/89->; ->04/95
210 D 2.9	70/95	11/88->02/96	SOL	BS-5055	09/89->; ->04/95		DRUM	BS-5550 09/89->; ->04/95
<b>T1 Platform/Chassis (602)</b> 								
307 D 2.4	48/65	04/77->01/83	SOL	BS-5055	->08/81		DRUM	BS-5520 ->08/81
307 D 2.4	53/72	06/82->01/90	SOL	BS-5055	->08/89		DRUM	BS-5520 ->08/89
308 D 2.3	58/79	06/89->02/96	SOL	BS-5055	->04/95		DRUM	BS-5520 ->04/95
308 D 2.3	60/82	06/89->02/96	SOL	BS-5055	->04/95		DRUM	BS-5520 ->04/95









	<b>kw/HP</b>		<b>Type</b>			<b>Type</b>			
309 D 3.0	65/88	10/82->01/90	SOL	BS-5055	->08/89	DRUM	BS-5520	->08/89	
310 D 2.9	70/95	06/89->02/96	SOL	BS-5055	->04/95	DRUM	BS-5520	->04/95	
310 D 2.9	72/98	06/89->02/96	SOL	BS-5055	->04/95	DRUM	BS-5520	->04/95	
<b>T1/TN Box Body / Estate</b> 									
407 D (611.367, 611.368)	53/72	07/81->01/89	SOL	BS-5055	->08/88	DRUM	BS-5550	08/82->	
408 D (611.367, 611.368)	58/79	11/88->06/95				DRUM	BS-5550	08/89->	
408 D (611.367, 611.368)	60/82	11/88->06/95				DRUM	BS-5550		
409 D (611.467, 611.468)	65/88	04/82->01/89	SOL	BS-5055	->08/88	DRUM	BS-5550		
410 (611.067, 611.068)	70/95	08/82->06/95	SOL	BS-5055	->08/88	DRUM	BS-5550		
410 (611.067, 611.068)	77/105	08/82->06/95	SOL	BS-5055	->08/88	DRUM	BS-5550	08/89->	
410 D (611.467, 611.468)	70/95	11/88->06/95				DRUM	BS-5550	08/89->	
410 D (611.467, 611.468)	72/98	11/88->06/95				DRUM	BS-5550		
<b>T1/TN Platform/Chassis</b> 									
407 D (611.317, 611.318)	53/72	07/81->01/89	SOL	BS-5055	->08/88	DRUM	BS-5550	08/82->	
408 D (611.317, 611.318)	58/79	11/88->06/95				DRUM	BS-5550	08/89->	
408 D (611.317, 611.318)	60/82	11/88->06/95				DRUM	BS-5550		
409 D (611.417, 611.418)	65/88	04/82->01/89	SOL	BS-5055	->08/88	DRUM	BS-5550		
410 (611.017, 611.018)	70/95	08/82->06/95	SOL	BS-5055	->08/88	DRUM	BS-5550		
410 (611.017, 611.018)	77/105	08/82->06/95	SOL	BS-5055	->08/88	DRUM	BS-5550	08/89->	
410 D (611.417, 611.418)	70/95	11/88->06/95				DRUM	BS-5550	08/89->	
410 D (611.417, 611.418)	72/98	11/88->06/95				DRUM	BS-5550		
<b>T2/L Box Body / Estate</b> 									
L 405 D	44/60	01/72->12/80	SOL	BS-5055					
L 406 DG (309.111, 309.112, 309.113, 309.114, 309.115...)	44/60	01/68->12/74	SOL	BS-5055					
L 407 D (309.111, 309.112, 309.113, 309.114, 309.115...)	48/65	01/75->12/88	SOL	BS-5055					
L 407 D (309.111, 309.112, 309.113, 309.114, 309.115...)	53/72	01/75->12/88	SOL	BS-5055					
L 408 G (309.012, 309.013, 309.014, 309.015, 309.016...)	55/75	08/72->12/74	SOL	BS-5055					
L 408 G (309.012, 309.013, 309.014, 309.015, 309.016...)	63/85	08/72->12/74	SOL	BS-5055					
L 409 (309.011, 309.012, 309.013, 309.014, 309.015...)	66/90	01/75->08/82	SOL	BS-5055					
L 410 (309.011, 309.012, 309.013, 309.014, 309.015...)	70/95	08/82->12/88	SOL	BS-5055					
L 508 DG (309.411, 309.412, 309.413, 309.414, 309.415...)	60/82	01/70->12/88	SOL	BS-5055					
L 508 DG (309.411, 309.412, 309.413, 309.414, 309.415...)	63/85	01/70->12/88	SOL	BS-5055					
L 608 D (310.311, 310.312, 310.313, 310.314, 310.315...)	63/85	01/70->12/88	SOL	BS-5055					
L 613 D (310.510, 313.424, 313.427, 313.429)	96/130	04/77->12/88	SOL	BS-5055					
<b>T2/L Platform/Chassis</b> 									
L 405 D	44/60	01/72->12/80	SOL	BS-5055					
L 406 DG (309.100, 309.101, 309.102, 309.103)	44/60	01/68->12/74	SOL	BS-5055					
L 407 D (309.100, 309.101, 309.102, 309.103)	48/65	01/75->12/88	SOL	BS-5055					
L 407 D (309.100, 309.101, 309.102, 309.103)	53/72	01/75->12/88	SOL	BS-5055					











	<b>kw/HP</b>		<b>Type</b>			<b>Type</b>		
L 408 G (309.000, 309.001, 309.002, 309.003, 309.011)	55/75	08/72->12/74	SOL	BS-5055				
L 408 G (309.000, 309.001, 309.002, 309.003, 309.011)	63/85	08/72->12/74	SOL	BS-5055				
L 409 (309.000, 309.001, 309.002, 309.003)	66/90	01/75->08/82	SOL	BS-5055				
L 410 (309.000, 309.002)	70/95	08/82->12/88	SOL	BS-5055				
L 508 DG (309.400, 309.401, 309.402, 309.403, 309.404...)	60/82	01/70->12/88	SOL	BS-5055				
L 508 DG (309.400, 309.401, 309.402, 309.403, 309.404...)	63/85	01/70->12/88	SOL	BS-5055				
L 608 D (310.300, 310.301, 310.302, 310.303, 310.304...)	63/85	01/70->12/88	SOL	BS-5055				
L 613 D (313.402, 313.404)	96/130	04/77->12/88	SOL	BS-5055				
L 911 (328.001, 328.002, 328.003, 328.005, 328.020...)	81/110	01/72->07/83	SOL	BS-5055				
<b>T2/LN1 Box Body / Estate</b> 								
507 D (667.361, 667.362)	53/72	04/86->04/89	SOL	BS-5055	->09/88	DRUM	BS-5520	
508 D (667.361, 667.362)	58/79	03/89->12/94				DRUM	BS-5520	08/89->
510 (667.061, 667.062)	70/95	04/86->12/94	SOL	BS-5055	->09/88	DRUM	BS-5520	
510 (667.061, 667.062)	77/105	04/86->12/94	SOL	BS-5055	->09/88			
609 D (668.061, 668.062, 668.063)	63/86	04/86->12/94	VEN	BS-5766				
609 D (668.061, 668.062, 668.063)	66/90	04/86->12/94	VEN	BS-5766				
609 D (668.061, 668.062, 668.063)	77/105	06/94->12/94	VEN	BS-5766				
611 D (668.061, 668.062, 668.063)	77/105	06/94->12/94	VEN	BS-5766				
709 D (669.061, 669.062, 669.063)	63/86	04/86->12/94	VEN	BS-5766				
709 D (669.061, 669.062, 669.063)	66/90	04/86->12/94	VEN	BS-5766				
709 D (669.061, 669.062, 669.063)	66/90	04/86->12/94	VEN	BS-5766				
711 D (669.361, 669.362, 669.363)	77/105	04/86->12/94	VEN	BS-5766	engine 669001/669002; engine 669061/669062			
711 D (669.361, 669.362, 669.363)	85/115	04/86->12/94	VEN	BS-5766	engine 669001/669002; engine 669061/669062			
714 D (669.361, 669.362, 669.363)	103/140	06/94->12/94	VEN	BS-5766	engine 669001/669002; engine 669061/669062			
<b>T2/LN1 Bus</b> 								
O 609 D (672.072, 672.073)	66/90	07/87->12/92	VEN	BS-5766				
O 611 D (672.372, 672.373)	85/116	07/87->12/92	VEN	BS-5766				
O 614 D (672.375, 672.376)	100/136	07/87->12/92	VEN	BS-5766				
<b>T2/LN1 Cab with engine</b>								
809 DT (670.199)	66/90	04/86->12/94	VEN	BS-5766				
809 DT (670.199)	63/86	04/86->12/94	VEN	BS-5766				
<b>T2/LN1 Dumptruck</b>								
507 DK (667.341, 667.342)	53/72	04/86->04/89	SOL	BS-5055	->09/88	DRUM	BS-5520	
508 D (667.301, 667.302, 667.341, 667.342)	58/79	03/89->12/94				DRUM	BS-5520	08/89->
609 DK (668.041, 668.042)	63/86	04/86->12/94	VEN	BS-5766				
609 DK (668.041, 668.042)	66/90	04/86->12/94	VEN	BS-5766				
611 DK (668.041, 668.042)	77/105	06/94->12/94	VEN	BS-5766				
709 DK (669.041, 669.042)	63/86	04/86->12/94	VEN	BS-5766				
709 DK (669.041, 669.042)	66/90	04/86->12/94	VEN	BS-5766				

	<b>kW/HP</b>		<b>Type</b>			<b>Type</b>			
811 DK (670.341, 670.342)	77/105	04/86->12/94	VEN	BS-5766					
<b>T2/LN1 Platform/Chassis</b> 									
507 D (667.301, 667.302, 667.341, 667.342)	53/72	04/86->04/89	SOL	BS-5055	->09/88	DRUM	BS-5520	engine 616939	
510 (667.001, 667.002)	70/95	04/86->12/94	SOL	BS-5055	->09/88	DRUM	BS-5520	engine 102946	
510 (667.001, 667.002)	77/105	04/86->12/94	SOL	BS-5055	->09/88				
609 D (668.001, 668.002, 668.003)	63/86	04/86->12/94	VEN	BS-5766					
609 D (668.001, 668.002, 668.003)	66/90	04/86->12/94	VEN	BS-5766					
609 D (668.001, 668.002, 668.003)	77/105	06/94->12/94	VEN	BS-5766					
611 D (668.001, 668.002, 668.003)	77/105	06/94->12/94	VEN	BS-5766					
709 D (669.000, 669.001, 669.002, 669.003, 669.041)	63/86	04/86->12/94	VEN	BS-5766					
709 D (669.000, 669.001, 669.002, 669.003, 669.041)	66/90	04/86->12/94	VEN	BS-5766					
709 D (669.001, 669.002, 669.003, 669.041, 669.000)	63/86	04/86->12/94	VEN	BS-5766					
711 D (669.301, 669.302, 669.303)	77/105	04/86->12/94	VEN	BS-5766	engine 669001/669002; engine 669061/669062				
711 D (669.301, 669.302, 669.303)	85/115	04/86->12/94	VEN	BS-5766	engine 669001/669002; engine 669061/669062				
714 D (669.301, 669.302, 669.303)	103/140	06/94->12/94	VEN	BS-5766	engine 669001/669002; engine 669061/669062				
<b>VARIO Box Body / Estate</b> 									
512 D (667.351, 667.352, 667.353)	90/122	09/96->	VEN	BS-5766	axle # 730604	VEN	BS-5290		
						VEN	BS-5445		
612 D (668.351, 668.352, 668.353)	90/122	09/96->	VEN	BS-5766	axle # 730604				
613 D, 614 D (668.351, 668.352, 668.353)	95/129	09/96->	VEN	BS-5766	axle # 730604				
613 D, 614 D (668.351, 668.352, 668.353)	100/136	09/96->	VEN	BS-5766	axle # 730604				
615 D, 616 D (668.351, 668.352, 668.353)	112/152	09/98->	VEN	BS-5766	axle # 730604				
812 D (670.351, 670.352, 670.353)	90/122	09/96->	VEN	BS-5766	axle # 730604				
813 D, 814 D (670.351, 670.352, 670.353)	95/129	09/96->	VEN	BS-5766	axle # 730604	VEN	BS-5445		
813 D, 814 D (670.351, 670.352, 670.353)	100/136	09/96->	VEN	BS-5766	axle # 730604	VEN	BS-5445		
813 DA, 814 DA 4x4 (669.599, 670.451, 670.452, 670.453)	95/129	09/96->				VEN	BS-5445		
813 DA, 814 DA 4x4 (669.599, 670.451, 670.452, 670.453)	100/136	09/96->				VEN	BS-5445		
815 D, 816 D (670.351, 670.352, 670.353)	112/152	09/96->	VEN	BS-5766	axle # 730604				
815 D, 816 D (670.351, 670.352, 670.353)	115/156	09/96->	VEN	BS-5766	axle # 730604				
818 D (670.351, 670.352, 670.353)	130/177	09/06->	VEN	BS-5766	axle # 730604				
<b>VARIO Bus</b> 									
0 810 (670.373, 670.374)	75/102	09/96->				VEN	BS-5445		
0 814 (670.373, 670.374)	100/136	09/96->				VEN	BS-5445		
<b>VARIO Cab with engine</b>									
810 DT (670.398)	75/102	09/96->				VEN	BS-5445		
<b>VARIO Dumptruck</b>									
612 D (668.331, 668.332)	90/122	09/96->	VEN	BS-5766	axle # 730604				
613 D, 614 D (668.331, 668.332)	95/129	09/96->	VEN	BS-5766	axle # 730604				
613 D, 614 D (668.331, 668.332)	100/136	09/96->	VEN	BS-5766	axle # 730604				




















	<b>kW/HP</b>		<b>Type</b>			<b>Type</b>		
615 D, 616 D [668.331, 668.332]	112/152	09/98->	VEN	BS-5766				
813 D, 814 D [670.331, 670.332]	95/129	09/96->				VEN	BS-5445	
813 D, 814 D [670.331, 670.332]	100/136	09/96->				VEN	BS-5445	
813 DA, 814 DA 4x4 [670.431, 670.432]	95/129	09/96->				VEN	BS-5445	
813 DA, 814 DA 4x4 [670.431, 670.432]	100/136	09/96->				VEN	BS-5445	
<b>VARIO Platform/Chassis</b> 								
512 D [667.321, 667.322, 667.323]	90/122	09/96->	VEN	BS-5766	axle # 730604	VEN	BS-5290	
						VEN	BS-5445	
612 D [668.321, 668.322, 668.323]	90/122	09/96->	VEN	BS-5766	axle # 730604			
613 D, 614 D [668.321, 668.322, 668.323]	95/129	09/96->	VEN	BS-5766	axle # 730604			
613 D, 614 D [668.321, 668.322, 668.323]	100/136	09/96->	VEN	BS-5766	axle # 730604			
615 D, 616 D [668.321, 668.322, 668.323]	112/152	09/98->	VEN	BS-5766	axle # 730604			
812 D [670.321, 670.322, 670.323, 670.324]	90/122	09/96->	VEN	BS-5766	axle # 730604			
813 D, 814 D [670.321, 670.322, 670.323, 670.324]	95/129	09/96->	VEN	BS-5766	axle # 730604	VEN	BS-5445	
813 D, 814 D [670.321, 670.322, 670.323, 670.324]	100/136	09/96->	VEN	BS-5766	axle # 730604	VEN	BS-5445	
813 DA, 814 DA 4x4 [670.421, 670.422, 670.423]	95/129	09/96->				VEN	BS-5445	
813 DA, 814 DA 4x4 [670.421, 670.422, 670.423]	100/136	09/96->				VEN	BS-5445	
815 D, 816 D [670.321, 670.322, 670.323, 670.324]	112/152	09/96->	VEN	BS-5766	axle # 730604			
815 D, 816 D [670.321, 670.322, 670.323, 670.324]	115/156	09/96->	VEN	BS-5766	axle # 730604			
818 D [670.321, 670.322, 670.323, 670.324]	130/177	09/06->	VEN	BS-5766	axle # 730604			
<b>V-CLASS [638/2]</b> 								
V 200 [638.214, 638.294]	95/129	02/97->07/03	VEN	BS-5238		SOL	BS-5239	
V 200 CDI [638.294]	75/102	03/99->07/03	VEN	BS-5238		SOL	BS-5239	
V 220 CDI [638.294]	90/122	03/99->07/03	VEN	BS-5238		SOL	BS-5239	
V 230 [638.234, 638.294]	105/143	10/96->07/03	VEN	BS-5238	->03/99	SOL	BS-5239	->03/99
V 230 TD [638.274]	72/98	09/96->07/03	VEN	BS-5238	->02/99	SOL	BS-5239	->02/99
V 280 [638.244, 638.294]	128/174	08/97->07/03	VEN	BS-5238		SOL	BS-5239	
<b>V-CLASS [W447]</b> 								
V 200 CDI / d [447.815, 447.811, 447.813]	100/136	03/14->	VEN	BS-5277				
V 200 CDI / d 4-matic	100/136	04/15->	VEN	BS-5277				
V 220 CDI / d [447.815, 447.811, 447.813]	120/163	03/14->	VEN	BS-5277				
V 250 BlueTEC / d [447.815, 447.811, 447.813]	140/190	03/14->	VEN	BS-5277				
V 250 BlueTEC / d 4-matic	140/190	12/14->	VEN	BS-5277				
<b>VIANO [W639]</b> 								
3,0	140/190	09/03->	VEN	BS-5277		SOL	BS-5417	
3,2	160/218	09/03->	VEN	BS-5277		SOL	BS-5417	
3,5	190/258	09/07->	VEN	BS-5277		SOL	BS-5417	
3,7	170/231	06/04->	VEN	BS-5277		SOL	BS-5417	
CDI 2.0	100/136	07/10->	VEN	BS-5277		SOL	BS-5417	

	<b>kW/HP</b>		<b>Type</b>			<b>Type</b>		
CDI 2.0	85/116	08/05->	VEN	BS-5277		SOL	BS-5417	
CDI 2.0	80/109	09/03->	VEN	BS-5277		SOL	BS-5417	
CDI 2.0 4-matic	80/109	07/05->	VEN	BS-5277		SOL	BS-5417	
CDI 2.0 4-matic	100/136	07/10->	VEN	BS-5277		SOL	BS-5417	
CDI 2.2	120/163	07/10->	VEN	BS-5277		SOL	BS-5417	
CDI 2.2	110/150	09/03->	VEN	BS-5277		SOL	BS-5417	
CDI 2.2 4-matic	110/150	07/05->	VEN	BS-5277		SOL	BS-5417	
CDI 2.2 4-matic	120/163	07/10->	VEN	BS-5277		SOL	BS-5417	
CDI 3.0	150/204	03/06->	VEN	BS-5277		SOL	BS-5417	
CDI 3.0	165/224	07/10->	VEN	BS-5277		SOL	BS-5417	
<b>VITO / MIXTO Box [W639]</b> 								
109 CDI	70/95	08/06->	VEN	BS-5277		SOL	BS-5417	
109 CDI	65/88	09/03->	VEN	BS-5277		SOL	BS-5417	
110 CDI	70/95	09/10->	VEN	BS-5277		SOL	BS-5417	
111 CDI	80/109	09/03->	VEN	BS-5277		SOL	BS-5417	
111 CDI	85/116	09/07->	VEN	BS-5277		SOL	BS-5417	
111 CDI 4x4	80/109	09/07->	VEN	BS-5277		SOL	BS-5417	
113 CDI	100/136	09/10->	VEN	BS-5277		SOL	BS-5417	
113 CDI 4x4	100/136	09/10->	VEN	BS-5277		SOL	BS-5417	
115 CDI	110/150	09/03->	VEN	BS-5277		SOL	BS-5417	
115 CDI 4x4	110/150	07/06->	VEN	BS-5277		SOL	BS-5417	
116 CDI	120/163	09/10->	VEN	BS-5277		SOL	BS-5417	
116 CDI 4x4	120/163	09/10->	VEN	BS-5277		SOL	BS-5417	
119	140/190	09/03->	VEN	BS-5277		SOL	BS-5417	
120 CDI	150/204	07/06->	VEN	BS-5277		SOL	BS-5417	
122	160/218	09/03->	VEN	BS-5277	->09/04	SOL	BS-5417	->09/04
122 CDI	165/224	09/10->	VEN	BS-5277		SOL	BS-5417	
123 [639.603]	170/231	06/04->07/08	VEN	BS-5277		SOL	BS-5417	
126	190/258	09/07->	VEN	BS-5277		SOL	BS-5417	
E-CELL	60/82	03/12->	VEN	BS-5277		SOL	BS-5417	
<b>VITO Box [638]</b> 								
108 CDI 2.2 [638.094]	60/82	03/99->07/03	VEN	BS-5238		SOL	BS-5239	
108 D 2.3 [638.064]	58/79	03/97->07/03	VEN	BS-5238	->02/99	SOL	BS-5239	->02/99
110 CDI 2.2 [638.094]	75/102	03/99->07/03	VEN	BS-5238		SOL	BS-5239	
110 D 2.3 [638.074]	72/98	03/97->07/03	VEN	BS-5238	->02/99	SOL	BS-5239	->02/99
112 CDI 2.2 [638.094]	90/122	03/99->07/03	VEN	BS-5238		SOL	BS-5239	
113 2.0 [638.014, 638.094]	95/129	03/97->07/03	VEN	BS-5238		SOL	BS-5239	
114 2.3 [638.034, 638.094]	105/143	03/97->07/03	VEN	BS-5238		SOL	BS-5239	

	<b>kW/HP</b>		<b>Type</b>			<b>Type</b>		
<b>VITO Bus (638)</b> 								
108 CDI 2.2 (638.194)	60/82	03/99->07/03	VEN	BS-5238		SOL	BS-5239	
108 D 2.3 (638.164)	58/79	02/96->07/03	VEN	BS-5238	->02/99	SOL	BS-5239	->02/99
110 CDI 2.2 (638.194)	75/102	03/99->07/03	VEN	BS-5238		SOL	BS-5239	
110 TD 2.3 (638.174)	72/98	02/96->07/03	VEN	BS-5238	->02/99	SOL	BS-5239	->02/99
112 CDI 2.2 (638.194)	90/122	03/99->07/03	VEN	BS-5238		SOL	BS-5239	
113 2.0 (638.114, 638.194)	95/129	02/96->07/03	VEN	BS-5238		SOL	BS-5239	
114 2.3 (638.134, 638.194)	105/143	12/96->07/03	VEN	BS-5238		SOL	BS-5239	
<b>VITO Bus (W639)</b> 								
109 CDI	65/88	09/03->	VEN	BS-5277		SOL	BS-5417	
109 CDI	70/95	09/06->	VEN	BS-5277		SOL	BS-5417	
109 CDI 4x4	70/95	09/07->	VEN	BS-5277		SOL	BS-5417	
110 CDI	70/95	09/10->	VEN	BS-5277		SOL	BS-5417	
111 CDI	80/109	09/03->	VEN	BS-5277		SOL	BS-5417	
111 CDI (639.701)	85/116	09/07->	VEN	BS-5277		SOL	BS-5417	
111 CDI 4x4	80/109	09/07->	VEN	BS-5277		SOL	BS-5417	
113 CDI	100/136	09/10->	VEN	BS-5277		SOL	BS-5417	
113 CDI 4x4	100/136	09/10->	VEN	BS-5277		SOL	BS-5417	
115 CDI	110/150	09/03->	VEN	BS-5277		SOL	BS-5417	
115 CDI 4x4	110/150	09/07->	VEN	BS-5277		SOL	BS-5417	
116 CDI	120/163	09/10->	VEN	BS-5277		SOL	BS-5417	
116 CDI 4x4	120/163	09/10->	VEN	BS-5277		SOL	BS-5417	
119	140/190	09/03->	VEN	BS-5277		SOL	BS-5417	
120 CDI	150/204	07/06->	VEN	BS-5277		SOL	BS-5417	
122	160/218	09/03->	VEN	BS-5277	->09/04	SOL	BS-5417	->09/04
122 CDI	165/224	09/10->	VEN	BS-5277		SOL	BS-5417	
123	170/231	06/04->	VEN	BS-5277		SOL	BS-5417	
126	190/258	09/07->	VEN	BS-5277		SOL	BS-5417	
E-CELL	60/82	03/12->	VEN	BS-5277		SOL	BS-5417	
<b>VITO Tourer (W447)</b> 								
114 CDI / 114 BlueTEC (447.701, 447.703, 447.705)	100/136	10/14->	VEN	BS-5277	MD VITO 200			
116 CDI / 116 BlueTEC (447.701, 447.703, 447.705)	120/163	10/14->	VEN	BS-5277	MD VITO 220			
119 BlueTEC (447.701, 447.703, 447.705)	140/190	10/14->	VEN	BS-5277	not for SA code XA5			
<b>MINI</b>								
<b>MINI (R50, R53)</b> 								
Cooper	85/116	06/01->09/06				SOL	BS-5372	
Cooper S	120/163	03/02->09/06				SOL	BS-5372	
Cooper S	125/170	07/04->09/06				SOL	BS-5372	

	<b>kW/HP</b>		<b>Type</b>			<b>Type</b>		
John Cooper Works	160/218	03/06->09/06				SOL	BS-5372	
One	55/75	04/03->09/06				SOL	BS-5372	
One	66/90	06/01->09/06				SOL	BS-5372	
One D	55/75	06/03->09/06				SOL	BS-5372	
One D	65/88	06/03->09/06				SOL	BS-5372	
Works	155/210	11/03->09/06				SOL	BS-5372	
<b>MINI (R56) </b>								
Cooper	85/115	03/10->11/13	VEN	BS-5623		SOL	BS-5372	
Cooper	90/122	09/09->11/13	VEN	BS-5623		SOL	BS-5372	
Cooper	88/120	10/06->02/12	VEN	BS-5623		SOL	BS-5372	
Cooper D	82/112	02/11->11/13	VEN	BS-5623		SOL	BS-5372	
Cooper D	82/112	06/10->11/13	VEN	BS-5623		SOL	BS-5372	
Cooper D	80/109	11/06->09/10	VEN	BS-5623		SOL	BS-5372	
Cooper S	147/200	01/12->11/13				SOL	BS-5372	
Cooper S	120/163	03/10->11/13				SOL	BS-5372	
Cooper S	135/184	03/10->11/13				SOL	BS-5372	- sport pack.
Cooper S	128/174	10/06->01/11				SOL	BS-5372	->02/10
Cooper SD	100/136	02/11->11/13	VEN	BS-5623		SOL	BS-5372	
Cooper SD	105/143	02/11->11/13	VEN	BS-5623		SOL	BS-5372	
John Cooper Works	155/211	03/08->11/13				SOL	BS-5372	- sport susp.
John Cooper Works GP	160/218	09/12->11/13				SOL	BS-5372	
One	55/75	03/09->03/10	VEN	BS-5623		SOL	BS-5372	
One	55/75	03/10->11/13	VEN	BS-5623		SOL	BS-5372	
One	72/98	03/10->11/13	VEN	BS-5623		SOL	BS-5372	
One	70/95	11/06->03/10	VEN	BS-5623		SOL	BS-5372	
One D	66/90	06/09->07/10	VEN	BS-5623		SOL	BS-5372	
One D	66/90	07/10->11/13	VEN	BS-5623	->01/12	SOL	BS-5372	
<b>MINI CLUBMAN (R55) </b>								
Cooper	85/115	03/10->06/15	VEN	BS-5623		SOL	BS-5372	
Cooper	90/122	03/10->06/15	VEN	BS-5623		SOL	BS-5372	
Cooper	88/120	10/07->12/13	VEN	BS-5623		SOL	BS-5372	
Cooper D	82/112	02/11->06/15	VEN	BS-5623		SOL	BS-5372	
Cooper D	82/112	03/10->06/15	VEN	BS-5623		SOL	BS-5372	
Cooper D	80/109	10/07->02/10	VEN	BS-5623		SOL	BS-5372	
Cooper S	147/200	03/10->06/15				SOL	BS-5372	
Cooper S	135/184	03/10->06/15				SOL	BS-5372	- sport pack.
Cooper S	128/174	10/07->02/10	VEN	BS-5623		SOL	BS-5372	
Cooper SD	105/143	02/11->06/15	VEN	BS-5623		SOL	BS-5372	

	<b>kW/HP</b>		<b>Type</b>			<b>Type</b>		
Cooper SD	100/136	02/11->06/15	VEN	BS-5623		SOL	BS-5372	
John Cooper Works	155/211	03/08->08/12	VEN	BS-5623		SOL	BS-5372	
John Cooper Works	141/192	10/08->02/10				SOL	BS-5372	
One	72/98	03/10->06/15	VEN	BS-5623		SOL	BS-5372	
One D	66/90	03/10->06/15	VEN	BS-5623		SOL	BS-5372	
<b>MINI CLUBVAN (R55)</b> 								
Cooper	90/122	12/12->	VEN	BS-5623	- sport pack.	SOL	BS-5372	- sport pack.
Cooper D	82/112	12/12->	VEN	BS-5623	- sport pack.	SOL	BS-5372	- sport pack.
One	72/98	12/12->	VEN	BS-5623	- sport pack.	SOL	BS-5372	- sport pack.
<b>MINI Convertible (R52)</b> 								
Cooper	85/116	07/04->11/07				SOL	BS-5372	
Cooper S	125/170	07/04->11/07				SOL	BS-5372	
John Cooper Works	155/210	07/04->11/07				SOL	BS-5372	
One	66/90	07/04->11/07				SOL	BS-5372	->07/07
<b>MINI Convertible (R57)</b> 								
Cooper	85/116	03/09->	VEN	BS-5623		SOL	BS-5372	
Cooper	88/120	03/09->	VEN	BS-5623		SOL	BS-5372	
Cooper	90/122	03/10->	VEN	BS-5623		SOL	BS-5372	
Cooper D	82/112	02/11->	VEN	BS-5623		SOL	BS-5372	
Cooper D	82/112	06/10->	VEN	BS-5623		SOL	BS-5372	
Cooper S	128/174	03/09->				SOL	BS-5372	
Cooper S	147/200	03/10->				SOL	BS-5372	
Cooper S	135/184	03/10->				SOL	BS-5372	- sport pack.
Cooper SD	105/143	02/11->	VEN	BS-5623		SOL	BS-5372	
John Cooper Works	155/211	03/08->				SOL	BS-5372	
One	72/98	03/10->	VEN	BS-5623		SOL	BS-5372	
<b>MINI Coupe (R58)</b> 								
Cooper	90/122	09/11->	VEN	BS-5623		SOL	BS-5372	
Cooper	85/115	09/11->	VEN	BS-5623		SOL	BS-5372	
Cooper S	147/200	09/11->				SOL	BS-5372	
Cooper S	135/184	09/11->				SOL	BS-5372	
Cooper S	120/163	09/11->				SOL	BS-5372	
Cooper SD	105/143	09/11->	VEN	BS-5623		SOL	BS-5372	
Cooper SD	100/136	09/11->	VEN	BS-5623		SOL	BS-5372	
John Cooper Works	155/211	09/11->				SOL	BS-5372	
<b>MINI Roadster (R59)</b> 								
Cooper	90/122	02/12->				SOL	BS-5372	
Cooper	85/115	02/12->				SOL	BS-5372	
Cooper S	147/200	02/12->				SOL	BS-5372	

	kW/HP		Type			Type		
Cooper S	120/163	02/12->				SOL	BS-5372	
Cooper S	135/184	02/12->				SOL	BS-5372	
Cooper SD	105/143	02/12->	VEN	BS-5623		SOL	BS-5372	
Cooper SD	100/136	02/12->	VEN	BS-5623		SOL	BS-5372	

## MITSUBISHI

### AIRTREK I (CU\_W)

2.0 (CU2W)	100/136	05/03->10/06	VEN	BS-5327		SOL	BS-5224	
2.0 4WD	177/241	01/02->10/06	VEN	BS-5327		SOL	BS-5224	
2.0 4WD (CU2W)	100/136	05/03->10/06	VEN	BS-5327		SOL	BS-5224	
2.0 4WD (CU2W)	93/126	05/03->10/06	VEN	BS-5327		SOL	BS-5224	
2.0 Turbo 4WD (CU2W)	148/201	04/04->10/06	VEN	BS-5327		SOL	BS-5224	
2.4 4WD	102/139	05/03->10/06	VEN	BS-5327				
2.4 4WD (CU5W)	118/160	11/03->10/06	VEN	BS-5327		SOL	BS-5224	

### ASX (GA\_W)

1.6 DI-D	84/114	07/15->	VEN	BS-5023				
1.6 DI-D 4WD	84/114	07/15->	VEN	BS-5023				
1.8 DI-D	85/116	06/10->				SOL	BS-5835	
1.8 DI-D	110/150	06/10->				SOL	BS-5835	
1.8 DI-D 4WD	85/116	06/10->				SOL	BS-5835	
1.8 DI-D 4WD	110/150	06/10->				SOL	BS-5835	
2.0 i	110/150	06/10->	VEN	BS-5136				
2.2 Di-D 4WD	110/150	04/13->	VEN	BS-5023				














### CANTER Platform/Chassis (FB\_, FE\_, FG\_)

3.0 D	107/146	08/05->11/10				VEN	BS-5904	
3.0 D	129/175	08/05->				VEN	BS-5904	

### CARISMA (DA\_)

1.6 (DA1A)	73/99	05/97->06/06	VEN	BS-5139		DRUM	BS-5154	- ABS; ->08/00
						DRUM	BS-5538	- ABS
1.6 (DA1A)	66/90	07/95->06/06	VEN	BS-5139		DRUM	BS-5538	- ABS
						VEN	BS-5133	SOL
1.6 (DA1A)	76/103	09/00->06/06	VEN	BS-5226		DRUM	BS-5154	- ABS
						VEN	BS-5139	DRUM
1.8 (DA2A)	85/116	07/95->07/97	VEN	BS-5133		SOL	BS-5225	
						DRUM	BS-5154	- ABS
1.8 16V GDI (DA2A)	92/125	09/97->06/06	VEN	BS-5133	->05/99	SOL	BS-5225	
						VEN	BS-5226	09/00->; + ABS
1.8 GDI (DA2A)	90/122	10/00->06/06	VEN	BS-5226	+ ABS	SOL	BS-5225	+ ABS
						DRUM	BS-5154	- ABS

	kw/HP		Type			Type			
1.8 MSX - 16V (DA2A)	103/140	07/95->07/97	VEN	BS-5133		SOL	BS-5225		
						DRUM	BS-5154		
1.9 DI-D	85/115	09/00->06/06	VEN	BS-5226		SOL	BS-5225		
1.9 DI-D (DA5A)	75/102	09/00->06/06	VEN	BS-5226		SOL	BS-5225		
1.9 TD (DA4A)	66/90	10/96->09/00	VEN	BS-5133	06/99->	DRUM	BS-5154	06/99->	
			VEN	BS-5139	->05/99; + ABS	DRUM	BS-5538	->05/99	
<b>CARISMA Saloon (DA_)</b> 									
1.6 (DA1A)	73/99	05/97->06/06	VEN	BS-5139		DRUM	BS-5154	- ABS; ->08/00	
						DRUM	BS-5538	- ABS	
1.6 (DA1A)	76/103	09/00->06/06	VEN	BS-5133		SOL	BS-5225		
			VEN	BS-5226		DRUM	BS-5154	- ABS	
1.6 (DA1A)	66/90	09/96->06/06	VEN	BS-5139		DRUM	BS-5538	->05/99	
1.6 (DA1A)	70/95	12/98->06/06	VEN	BS-5139		DRUM	BS-5538	->05/99	
1.8 (DA2A)	85/115	09/96->09/97	VEN	BS-5133		SOL	BS-5225		
						DRUM	BS-5154		
1.8 16V GDI (DA2A)	92/125	09/97->06/06	VEN	BS-5133	->05/99	SOL	BS-5225	06/99->; + ABS	
			VEN	BS-5226	06/99->; + ABS	DRUM	BS-5154	06/99->; ->08/00	
1.8 GDI (DA2A)	90/122	10/00->06/06	VEN	BS-5226	+ ABS	SOL	BS-5225	+ ABS	
						DRUM	BS-5154	- ABS	
1.9 DI-D	85/115	09/00->06/06	VEN	BS-5226		SOL	BS-5225		
1.9 DI-D (DA5A)	75/102	09/00->06/06	VEN	BS-5226		SOL	BS-5225		
1.9 TD (DA4A)	66/90	10/96->09/00	VEN	BS-5133	06/99->	DRUM	BS-5154	06/99->	
			VEN	BS-5139	->05/99; + ABS	DRUM	BS-5538	->05/99	
2.0 16V GT EVO VI/VII	206/280	11/99->06/06	VEN	BS-5133		SOL	BS-5225		
<b>CELESTE (A7_)</b> 									
1.6 ST (A73)	54/73	01/77->06/81				DRUM	BS-5558	->05/80	
2.0 GSR (A78)	71/97	01/77->06/81				DRUM	BS-5558	->01/79	
2.0 GSR (A78)	77/105	01/79->06/81				DRUM	BS-5558	->05/80	
2.0 GSR (A78)	66/90	10/75->06/81				DRUM	BS-5558	03/76->; ->01/77	
<b>COLT CZC Convertible (RG)</b> 									
1.5	80/109	05/06->07/09	VEN	BS-5407		SOL	BS-5790		
1.5 Turbo	110/150	05/06->07/09	VEN	BS-5407		SOL	BS-5790		
<b>COLT IV (CA_A)</b> 									
1.3 GLi 12V (CA1A)	55/75	04/92->04/96	VEN	BS-5139	11/94->	DRUM	BS-5566		
						DRUM	BS-5538	03/96->; + ABS	
1.6 (CA4A)	66/90	02/94->04/96	VEN	BS-5139	+ ABS	DRUM	BS-5566	03/96->	
1.6 4WD (CC4A)	84/114	08/93->08/95	VEN	BS-5139		DRUM	BS-5538	- ABS	
1.6 GLXi 16V (CA4A)	83/113	04/92->04/96	VEN	BS-5139		DRUM	BS-5538		
1.8 GTi 16V (CA5A)	103/140	04/92->04/96	VEN	BS-5817	+ ABS				

	<b>kW/HP</b>		<b>Type</b>			<b>Type</b>		
<b>COLT V [CJ_, CP_] </b>								
1.5 16V [CJ2A]	69/94	10/99->09/03	VEN	BS-5139		DRUM	BS-5538 AU	
						DRUM	BS-5566	
1300 [CJ1A]	60/82	06/00->09/03	VEN	BS-5139	08/01->	DRUM	BS-5538 08/01->; + ABS	
						DRUM	BS-5566 08/01->	
1300 GL, GLX [CJ1A]	55/75	05/96->06/00	VEN	BS-5139		DRUM	BS-5538 + ABS	
						DRUM	BS-5566 - ABS	
1600	76/103	09/00->09/03	VEN	BS-5139	08/01->	DRUM	BS-5566 08/01->	
1600 GLX [CJ4A]	66/90	05/96->09/00	VEN	BS-5139	+ ABS	DRUM	BS-5538 ->10/99; + ABS	
						DRUM	BS-5566	
<b>COLT VI [Z3_A, Z2_A] </b>								
1.1	55/75	10/04->06/12	VEN	BS-5407		SOL	BS-5790 + ABS	
1.3	70/95	06/04->06/12	VEN	BS-5407		SOL	BS-5790	
1.5	80/109	06/04->06/12	VEN	BS-5407		SOL	BS-5790	
1.5 CZT	110/150	03/05->06/12				SOL	BS-5790	
1.5 DI-D	50/68	08/04->06/12	VEN	BS-5407		SOL	BS-5790	
1.5 DI-D	70/95	08/04->06/12	VEN	BS-5407		SOL	BS-5790	
<b>ECLIPSE I [D2_A] </b>								
2.0 i 16V [D22A, D27A]	110/150	04/91->11/95	VEN	BS-5202	- ABS	DRUM	BS-5522	
2.0 i 16V 4WD [D22A, D27A]	110/150	04/91->11/95	VEN	BS-5474		DRUM	BS-5522	
<b>ECLIPSE II [D3_A] </b>								
			VEN	BS-5202	- ABS			
2000 GS 16V [D32A]	107/146	12/95->04/99	VEN	BS-5650		SOL	BS-5224	
				BS-5710				
2000 GT 16V	157/214	12/95->04/99	VEN	BS-5202	- ABS	SOL	BS-5224	
				BS-5650				
2400 GS 16V	105/143	09/98->04/99	VEN	BS-5202	- ABS	SOL	BS-5224	
				BS-5650				
<b>GALANT I Station Wagon [A12_V] </b>								
1.6 GL [A121V]	55/75	01/79->08/80				DRUM	BS-5558	
2.0 GLX [A123V]	72/98	01/79->08/80				DRUM	BS-5558	
<b>GALANT II [A16_] </b>								
1.6 GLX [A161A]	55/75	09/80->05/84				DRUM	BS-5558	
2.0 GLS [A163]	75/102	09/80->05/84				DRUM	BS-5558 - ABS	
2.3 Turbo-D [A167]	62/84	09/80->05/84				DRUM	BS-5558	
<b>GALANT II Station Wagon [A16_V] </b>								
1.6 GLX [A161V]	55/75	09/80->05/84				DRUM	BS-5558	
2.0 GLX [A163V]	75/102	09/80->06/83				DRUM	BS-5558 - ABS	
2.3 Turbo-D [A167V]	62/84	07/83->05/84				DRUM	BS-5558	





kW/HP



Type



Type



## GALANT III (E1\_A)

1.6 GLX (E11A)	55/75	06/84->04/90				DRUM	BS-5112	->11/87
1.8 Turbo-D (E14A)	60/82	06/84->04/90				DRUM	BS-5112	->11/87

## GALANT IV (E3\_A)

1.8 (E32A)	66/90	11/88->10/92	VEN	BS-5133	+ ABS			
1.8 Turbo-D (E34A)	55/75	11/88->10/92	VEN	BS-5133		DRUM	BS-5112	
2.0 (E39A, E38A, E33A)	80/109	04/89->10/92	VEN	BS-5133	06/90->			
2.0 4WD (E33A, E38A, E39A)	80/109	04/89->10/92	VEN	BS-5133	06/90->			
2.0 GTI 16V (E39A, E38A, E33A)	106/144	11/88->10/92	VEN	BS-5133	11/89->			
			VEN	BS-5722				
2.0 GTI 16V 4x4 (E38A, E39A, E33A)	106/144	07/89->12/92	VEN	BS-5722				

## GALANT IV Saloon (E3\_A)

1.8 (E32A)	63/86	11/87->08/90	VEN	BS-5133	+ ABS	DRUM	BS-5112	11/88->; - ABS; 12/87->
1.8 (E32A)	66/90	11/87->10/92	VEN	BS-5133	+ ABS	DRUM	BS-5112	11/88->; - ABS; 12/87->
1.8 Turbo-D (E34A)	55/75	12/87->10/92				DRUM	BS-5112	
2.0 (E39A, E38A, E33A)	80/109	11/87->10/92	VEN	BS-5133	06/90->			
2.0 4WD (E39A, E38A, E33A)	80/109	12/88->10/92	VEN	BS-5133	06/90->			
2.0 GTi 16V (E39A, E38A, E33A)	106/144	11/87->10/92	VEN	BS-5133	06/90->			
2.0 GTi 16V (E39A, E38A, E33A)	107/145	11/88->10/92	VEN	BS-5133	06/90->			
2.0 GTi 16V 4WD (E38A, E39A, E33A) CAT	110/150	09/91->10/92	VEN	BS-5133				
			VEN	BS-5722				
2.0 GTi 16V 4WD (E39A, E38A, E33A)	106/144	06/88->10/92	VEN	BS-5133	11/89->			
			VEN	BS-5722				

## GALANT Saloon (DJ\_, ED\_, EF\_)










2.4	116/158	10/03->	VEN	BS-5408		SOL	BS-5825	
-----	---------	---------	-----	---------	--	-----	---------	--













## GALANT V (E5\_A, E7\_A, E8\_A)












1.8 (E52A)	85/116	02/94->08/96	VEN	BS-5133	+ ABS	SOL	BS-5140	+ ABS
1.8 GLSi (E52A)	93/126	11/92->08/96	VEN	BS-5133	+ ABS	SOL	BS-5140	+ ABS
2.0 GLSi (E55A)	101/137	11/92->08/96	VEN	BS-5133		SOL	BS-5140	
2.0 GLSi 4WD (E75A)	101/137	11/92->08/96	VEN	BS-5133		SOL	BS-5140	
2.0 GLSTD (E57A)	66/90	11/92->08/96	VEN	BS-5133	+ ABS	SOL	BS-5140	+ ABS
2.0 V6-24 (E64A, E54A)	110/150	11/92->08/96	VEN	BS-5133		SOL	BS-5140	
2.5 V6-24 4WD (E88A)	125/170	11/92->08/96	VEN	BS-5722				

## GALANT V Saloon (E5\_A, E7\_A, E8\_A)

1.8 (E52A)	85/116	02/94->08/96	VEN	BS-5133	+ ABS	SOL	BS-5140	+ ABS
1.8 GLSi (E52A)	93/126	11/92->08/96	VEN	BS-5133	+ ABS	SOL	BS-5140	+ ABS
2.0 GLSi (E55A)	101/137	11/92->08/96	VEN	BS-5133		SOL	BS-5140	
2.0 GLSi 4WD (E75A)	101/137	11/92->08/96	VEN	BS-5133		SOL	BS-5140	
2.0 GLSTD (E57A)	66/90	11/92->08/96	VEN	BS-5133	+ ABS	SOL	BS-5140	+ ABS

	kW/HP		Type			Type		
2.0 V6-24 [E64A, E54A]	110/150	11/92->08/96	VEN	BS-5133		SOL	BS-5140	
2.5 V6-24 4WD [E88A]	125/170	11/92->08/96	VEN	BS-5722				
<b>GALANT VI [EA_] </b>								
2.0 [EA2A]	98/133	09/00->10/04	VEN	BS-5133		SOL	BS-5140	->10/03
			VEN	BS-5332				
2.0 [EA2A]	100/136	09/96->09/00	VEN	BS-5133	->11/97	SOL	BS-5140	
			VEN	BS-5332				
2.0 TDI [EA6A]	66/90	09/96->10/04	VEN	BS-5133		SOL	BS-5140	
			VEN	BS-5332	04/00->			
2.4 GDI [EA3A]	110/150	02/99->09/00	VEN	BS-5722	->03/00	SOL	BS-5140	
			VEN	BS-5332				
2.4 GDI [EA3A]	106/144	09/00->10/04	VEN	BS-5202	- ABS	SOL	BS-5140	
			VEN	BS-5332				
2.5 V6 24V [EA5A]	118/160	09/00->10/04	VEN	BS-5133	->11/97	SOL	BS-5140	
			VEN	BS-5202	- ABS			
2.5 V6 24V [EA5A]	120/163	09/96->09/00	VEN	BS-5332	04/00->	SOL	BS-5140	
			VEN	BS-5722	12/97->; ->03/00			
<b>GALANT VI Estate [EA_] </b>								
2.0 [EA2W]	98/133	09/00->10/03	VEN	BS-5332	+ sport susp.	SOL	BS-5140	
			VEN	BS-5722	- sport susp.			
2.0 [EA2W]	100/136	09/96->09/00	VEN	BS-5133	->11/97	SOL	BS-5140	
			VEN	BS-5332				
2.0 TDI [EA6W]	66/90	09/96->10/03	VEN	BS-5722	12/97->; ->03/00	SOL	BS-5140	
			VEN	BS-5133				
2.4 GDI [EA3W]	110/150	02/99->10/03	VEN	BS-5332	04/00->	SOL	BS-5140	
			VEN	BS-5722	->03/00			
2.4 GDI [EA3W]	106/144	09/00->10/03	VEN	BS-5202	- ABS	SOL	BS-5140	
			VEN	BS-5332				
2.5 V6 24V [EA5W]	118/160	09/00->10/03	VEN	BS-5133	->11/97	SOL	BS-5140	
			VEN	BS-5202	- ABS			
2.5 V6 24V [EA5W]	120/163	09/96->09/00	VEN	BS-5332	04/00->	SOL	BS-5140	
			VEN	BS-5722	12/97->; ->03/00			
<b>GRANDIS (NA_W) </b>								
2.0 DI-D	103/140	02/07->	VEN	BS-5511		SOL	BS-5679	
2.0 DI-D	100/136	09/05->	VEN	BS-5511		SOL	BS-5679	
2.4	121/165	04/04->	VEN	BS-5511		SOL	BS-5679	

	<b>kW/HP</b>		<b>Type</b>			<b>Type</b>		
<b>L 200 (K3_T, K2_T, K1_T, K0_T)</b> 								
2.0 (K12T, K32T)	75/102	11/86->08/96	VEN	BS-5693		DRUM	BS-5546	
2.0 4WD	63/86	02/87->05/94	VEN	BS-5693		DRUM	BS-5546	
2.4 4WD	91/124	11/86->05/92	VEN	BS-5693		DRUM	BS-5546	
2.5 D (K14T)	51/70	11/86->10/96				DRUM	BS-5546	
2.5 D 4WD (K24T)	51/70	12/87->05/93	VEN	BS-5693		DRUM	BS-5546	
2.5 TD 4WD (K34T)	64/87	11/92->08/96	VEN	BS-5134	06/95->	DRUM	BS-5546	
			VEN	BS-5693				
2.6 4WD (K33T)	76/103	11/89->05/95	VEN	BS-5693	->05/92	DRUM	BS-5546	->05/92
<b>L 200 (K7_T, K6_T)</b> 								
2.0 (K62T)	90/122	06/96->12/07				DRUM	BS-5546	->07/01
2.4 4WD (K75T)	97/132	06/96->12/07	VEN	BS-5134	11/96->; ->07/01	DRUM	BS-5530	
						DRUM	BS-5530	- ABS
2.5 D (K64T)	55/75	06/96->12/07	VEN	BS-5134	- ABS	DRUM	BS-5546	->07/01; + ABS
						DRUM	BS-5530	- ABS
2.5 TD 4WD (K74T)	73/99	06/96->12/07	VEN	BS-5134		DRUM	BS-5530	- ABS
						DRUM	BS-5546	->07/03; + ABS
2.5 TD 4WD (K74T)	98/133	08/01->12/07	VEN	BS-5134		DRUM	BS-5530	
2.5 TD 4WD (K74T)	85/115	09/01->12/07	VEN	BS-5134		DRUM	BS-5530	
<b>L 200 (KB_T, KA_T)</b> 								
2.5 DI-D	123/167	08/07->	VEN	BS-5321				
2.5 DI-D (KA4T)	94/128	04/10->	VEN	BS-5321		DRUM	BS-5272	
2.5 DI-D 4WD (KB4T)	131/178	04/10->	VEN	BS-5321		DRUM	BS-5272	
2.5 DI-D 4WD (KB4T)	123/167	10/07->	VEN	BS-5321		DRUM	BS-5272	
2.5 DI-D 4WD (KB4T)	100/136	11/05->	VEN	BS-5321		DRUM	BS-5272	
<b>L 300 Box (L03_P)</b> 								
1.6 (L032P, L062P)	48/65	05/80->10/86	VEN	BS-5693		DRUM	BS-5546	09/81->
			VEN	BS-5816	Brake System: SUMITOMO			
2.3 D (L038P, L068P)	50/68	09/83->10/86	VEN	BS-5693		DRUM	BS-5546	
			VEN	BS-5816				
<b>L 300 Box (P0_W, P1_W, P0_V, P1_V, P_2V, P2_W)</b> 								
1.6 (P12V, P02V)	51/69	11/86->05/94	VEN	BS-5693				
2.0 (P03V, P13V)	64/87	11/86->09/13	VEN	BS-5693				
			VEN	BS-5816				
2.5 D (P05V, P05W, P15V)	51/69	11/86->02/06	VEN	BS-5693				
2.5 TD 4WD	64/87	11/91->05/03	VEN	BS-5693		DRUM	BS-5546	
<b>L 300 Bus (L03_P/G, L0_2P)</b> 								
1.6 (L032P, L062P)	48/65	09/81->10/86	VEN	BS-5693		DRUM	BS-5546	
			VEN	BS-5816	Brake System: SUMITOMO			

	<b>kW/HP</b>		<b>Type</b>			<b>Type</b>			
1.6 (L032P, L062P)	51/70	11/84->02/87	VEN	BS-5693		DRUM	BS-5546	->10/86	
			VEN	BS-5816	Brake System: SUMITOMO				
1.8 4WD (L035G)	60/82	08/84->02/87	VEN	BS-5693		DRUM	BS-5546	->10/86	
			VEN	BS-5816	Brake System: SUMITOMO; ->01/86				
2.0 4WD (L037G)	65/88	11/86->02/87	VEN	BS-5693		DRUM	BS-5546		
2.3 D (L038P)	50/68	04/83->10/86	VEN	BS-5693		DRUM	BS-5546		
			VEN	BS-5816					
<b>L 300 Bus (P0_W, P1_W, P2_W)</b> 									
1.6 (P02V, P12V)	51/69	11/86->	VEN	BS-5693					
2.0 (P13T, P03W, P03V, P13V)	66/90	11/86->	VEN	BS-5693					
			VEN	BS-5816					
2.0 (P13V, P03W, P13T)	64/87	11/86->	VEN	BS-5693					
			VEN	BS-5816					
2.0 4WD (P13V, P23V, P23W, P03V, P13T)	65/88	12/86->	VEN	BS-5693	->05/94	DRUM	BS-5546	->05/94	
2.0 4WD (P13V, P23W, P03V, P13T)	66/90	11/86->	VEN	BS-5693	->05/94	DRUM	BS-5546	->05/94	
2.0 i (P13V, P00W, P03V, P03W, P13T)	83/113	06/94->10/98	VEN	BS-5693					
			VEN	BS-5816					
2.4 4WD (P24W, P24V)	80/109	11/86->12/90	VEN	BS-5693		DRUM	BS-5546		
2.4 4WD (P24W, P24V)	82/112	11/90->	VEN	BS-5693	->05/96	DRUM	BS-5546	->05/96	
2.5 D (P25V, P05W, P05V, P15V, P15T)	51/69	11/86->	VEN	BS-5693					
2.5 TD 4WD (P25W, P25V)	64/87	11/88->	VEN	BS-5693	->05/99	DRUM	BS-5546	->05/99	
<b>L 300 Platform/Chassis (L03_P)</b> 									
1.6 (L032P, L062P)	51/70	04/83->04/94	VEN	BS-5693		DRUM	BS-5546		
2.5 D (L039P)	51/69	11/86->04/94	VEN	BS-5693		DRUM	BS-5546		
<b>L 300 Platform/Chassis (P1_T)</b> 									
2.0 (P13T)	85/116	07/94->04/00	VEN	BS-5281		DRUM	BS-5546		
2.5 TD (P15T)	64/87	11/94->04/00	VEN	BS-5281	->05/99	DRUM	BS-5546		
<b>L 400 / SPACE GEAR Bus (PD_W, PC_W, PA_V, PB_V, PA_W)</b> 									
2.0 (PA3W)	83/113	09/95->10/02	VEN	BS-5281	09/96->; ->03/01; + ABS				
2.0 16V (PA3V/W, PB3V, PA3W)	85/115	05/95->05/00	VEN	BS-5281		SOL	BS-5137		
2.4	97/132	05/95->10/02				DRUM	BS-5530		
2.4	94/128	09/96->06/05	VEN	BS-5281					
2.4 4WD	94/128	09/96->06/05				SOL	BS-5137		
						SOL	BS-5137		
2.4 i 4WD (PD4V/W)	97/132	05/95->05/00				DRUM	BS-5530		
<b>L 400 Box (PD_W, PC_W, PB_V, PA_W, PA_V)</b> 									
2500 TD (PD5W, PD5V, PA5W, PA5V)	64/87	09/96->06/05	VEN	BS-5281	- ABS	SOL	BS-5137	+ ABS	
2500 TD 4WD (PD5W, PD5V, PA5W, PA5V)	64/87	09/96->06/05				SOL	BS-5137		
						DRUM	BS-5530		



kW/HP



Type



Type



## LANCER Estate (CS\_W)

1.6	72/98	09/03->10/08	VEN	BS-5332	SOL	BS-5140
			VEN	BS-5408 RH5		
2.0	99/135	09/03->12/07	VEN	BS-5332	SOL	BS-5140
			VEN	BS-5408 RH5	SOL	BS-5224

## LANCER I (A17\_)

1.4 GLX (A172)	50/68	09/79->02/83			DRUM	BS-5558
----------------	-------	--------------	--	--	------	---------

## LANCER III Station Wagon (C1\_V, C3\_V)

1.5 (C12V)	51/70	09/85->08/89			DRUM	BS-5112
1.5 (C12V)	55/75	09/85->12/87			DRUM	BS-5112
1.5 (C12V)	61/83	09/88->12/90			DRUM	BS-5112
1.5 12V (C12V)	66/90	09/90->12/91			DRUM	BS-5112
1.8 D (C14V)	44/60	08/86->06/92			DRUM	BS-5112 -->05/92
1.8 D (C14V)	43/58	09/85->09/86			DRUM	BS-5112

## LANCER IV (C6\_A, C7\_A)

1.8 GTi 16V (C69A)	103/140	06/92->12/93	VEN	BS-5817		
--------------------	---------	--------------	-----	---------	--	--

## LANCER Saloon (CS\_A, CT0)













1.3	60/82	09/03->	VEN	BS-5332	SOL	BS-5140
			VEN	BS-5408 RH5		
			VEN	BS-5817		
1.6 (CS3A)	72/98	09/03->	VEN	BS-5332	SOL	BS-5140
			VEN	BS-5408 RH5		
2.0 (CS9A)	99/135	12/03->	VEN	BS-5408 RH5	SOL	BS-5140
			VEN	BS-5817		













## LANCER Saloon (CY/Z\_A)











1.5	80/109	06/08->	VEN	BS-5136	SOL	BS-5135
1.5 Bifuel	80/109	02/10->	VEN	BS-5136	SOL	BS-5135
1.6	86/117	05/10->	VEN	BS-5136 07/10->	SOL	BS-5135 07/10->
1.8	105/143	02/08->	VEN	BS-5136	SOL	BS-5135
1.8	103/140	05/10->	VEN	BS-5136	SOL	BS-5135
1.8 Bifuel	105/143	02/10->	VEN	BS-5136	SOL	BS-5135
1.8 DI-D	85/116	05/10->	VEN	BS-5136 07/10->	SOL	BS-5135 07/10->
1.8 DI-D (CY9A)	110/150	06/10->	VEN	BS-5136 07/10->	SOL	BS-5135 07/10->
1.8 Flex	103/140	03/09->	VEN	BS-5136 05/10->	SOL	BS-5135 05/10->
2.0	108/147	01/09->	VEN	BS-5136	SOL	BS-5135
2.0 DI-D	103/140	01/08->	VEN	BS-5136	SOL	BS-5135

## LANCER SPORTBACK (CX\_A)

1.5	80/109	06/08->	VEN	BS-5136	SOL	BS-5135
1.5 Bifuel	80/109	03/10->	VEN	BS-5136	SOL	BS-5135
1.6	86/117	05/10->	VEN	BS-5136 07/10->	SOL	BS-5135 07/10->

	<b>kW/HP</b>		<b>Type</b>			<b>Type</b>		
1.8	103/140	03/09->	VEN	BS-5136		SOL	BS-5135	
1.8 (CX3A)	105/143	06/08->	VEN	BS-5136		SOL	BS-5135	
1.8 Bifuel	105/143	02/10->	VEN	BS-5136		SOL	BS-5135	
1.8 DI-D	85/116	05/10->	VEN	BS-5136	07/10->	SOL	BS-5135	07/10->
1.8 DI-D (CX9A)	110/150	06/10->	VEN	BS-5136	07/10->	SOL	BS-5135	07/10->
1.8 Flex	103/140	03/09->	VEN	BS-5136		SOL	BS-5135	
2.0 DI-D	103/140	06/08->	VEN	BS-5136		SOL	BS-5135	
2.0 Ralliart 4WD (CX4A)	177/241	10/08->	VEN	BS-5327	->03/09	SOL	BS-5158	
<b>LANCER V (CB/D_A)</b> 								
1.3 (CB1A)	55/75	06/92->12/96	VEN	BS-5139	11/94->; ->02/96	DRUM	BS-5566	08/93->; ->02/96
1.6 (CB4A)	66/90	02/94->12/96	VEN	BS-5139	->02/96; + ABS			
1.6 16V (CB4A)	83/113	06/92->12/96	VEN	BS-5139				
1.6 16V 4WD (CD4A)	83/113	06/92->12/96	VEN	BS-5139	08/93->; ->02/96; + ABS	DRUM	BS-5538	08/93->; ->02/96
1.8 16V (CB5A)	103/140	06/92->12/93	VEN	BS-5817	08/93->; + ABS			
2.0 Diesel (CB8A)	50/68	06/92->12/96	VEN	BS-5139	08/93->; ->08/95; + ABS	DRUM	BS-5538	08/93->; ->08/95
<b>LANCER V Station Wagon (CB_W, CD_W)</b> 								
1.6 16V (CB4W)	83/113	12/92->10/03	VEN	BS-5139	+ ABS	DRUM	BS-5538	- ABS
						DRUM	BS-5538	
1.6 16V 4WD (CD4W)	83/113	12/92->10/03	VEN	BS-5139		DRUM	BS-5558	
2.0 D (CB8W)	50/68	12/92->10/03	VEN	BS-5139	->08/98; + ABS	DRUM	BS-5538	->08/98
<b>LANCER VI (CJ-CP_)</b> 								
1.3 12V (CK1A)	55/75	12/95->08/03	VEN	BS-5139	+ ABS	DRUM	BS-5538	->10/99; + ABS
						DRUM	BS-5566	- ABS
						DRUM	BS-5538	+ ABS
1.5 16V (CK2A)	69/94	10/99->08/03	VEN	BS-5139		DRUM	BS-5566	- ABS
1.6 16V (CK4A)	66/90	12/95->08/03	VEN	BS-5139		DRUM	BS-5566	
1.8 16V	151/205	09/95->08/03	VEN	BS-5139		DRUM	BS-5566	
<b>MIRAGE Hatchback (CJ_A)</b> 								
1.3	55/75	09/95->07/03	VEN	BS-5139		DRUM	BS-5538	+ ABS
						DRUM	BS-5566	- ABS
						DRUM	BS-5538	+ ABS
1.6	128/174	09/95->08/99	VEN	BS-5139		DRUM	BS-5566	- ABS
1.6	84/114	09/99->07/03	VEN	BS-5139		DRUM	BS-5538	- ABS
<b>MIRAGE Hatchback (CJ_A, CL_A)</b> 								
1.3	58/78	12/91->08/95				DRUM	BS-5566	
1.6	88/119	12/91->08/95	VEN	BS-5139		DRUM	BS-5538	- ABS
1.6 4WD	88/119	12/91->08/95	VEN	BS-5139				
<b>MIRAGE Saloon</b> 								
1.6	88/120	12/91->08/95	VEN	BS-5139		DRUM	BS-5538	







	<b>kW/HP</b>		<b>Type</b>			<b>Type</b>		
1.6 4WD	88/120	12/91->08/95	VEN	BS-5139		DRUM	BS-5538	
<b>OUTLANDER II (CW_W)</b> 								
2.0	108/147	11/06->11/12	VEN	BS-5327		SOL	BS-5224	
2.0 4WD	108/147	11/06->11/12	VEN	BS-5327				
2.0 DI-D	103/140	02/07->11/12	VEN	BS-5327		SOL	BS-5158	
2.2 DI-D	130/177	11/06->11/12	VEN	BS-5327		SOL	BS-5158	
2.2 DI-D 4WD	115/156	08/07->11/12	VEN	BS-5327		SOL	BS-5158	
2.2 DI-D 4WD	103/140	09/10->11/12	VEN	BS-5327		SOL	BS-5158	
2.2 DI-D 4WD	130/177	11/06->11/12	VEN	BS-5327		SOL	BS-5158	
2.4 4WD	125/170	09/07->11/12	VEN	BS-5327	07/08->	SOL	BS-5158	
3.0 4WD	162/220	11/06->11/12	VEN	BS-5327		SOL	BS-5158	
<b>OUTLANDER III (GG_W, GF_W, ZJ)</b> 								
2.0 (GF7W)	110/150	08/12->	VEN	BS-5327		SOL	BS-5835	
2.0 (GF7W)	107/146	10/12->	VEN	BS-5327				
2.0 4WD (GF2W)	110/150	08/12->	VEN	BS-5327		SOL	BS-5835	
2.0 4WD (GF2W)	107/146	10/12->	VEN	BS-5327				
2.0 Hybrid 4WD (GG2W)	89/121	12/12->	VEN	BS-5327				
2.2 Di-D	110/150	08/12->	VEN	BS-5327		SOL	BS-5835	
2.2 Di-D 4WD	110/150	08/12->	VEN	BS-5327		SOL	BS-5835	
2.4 4WD (GF3W)	124/169	10/12->				SOL	BS-5835	
<b>PAJERO CLASSIC (V2_W)</b> 								
2.5 TD	85/115	07/02->	VEN	BS-5134		SOL	BS-5137	
			VEN	BS-5319				
<b>PAJERO I (L04_G, L14_G)</b> 								
2.5 TD (L044G, L049G)	64/87	01/90->12/91	VEN	BS-5693	->02/91	DRUM	BS-5546	->02/91
2.5 TD (L044G, L049G)	70/95	11/89->11/90	VEN	BS-5693				
3.0 V6 (L141G, L146G)	104/141	11/88->11/90	VEN	BS-5693		DRUM	BS-5546	
<b>PAJERO I Canvas Top (L04_G)</b> 								
2.3 TD (L043G, L048G)	62/84	12/82->04/86				DRUM	BS-5546	
2.5 TD (L044G, L049G)	62/84	05/86->10/89	VEN	BS-5693		DRUM	BS-5546	
2.5 TD (L044G, L049G)	70/95	11/89->11/90	VEN	BS-5693				
2.6 (L042G, L047G)	76/103	01/83->11/90	VEN	BS-5693		DRUM	BS-5546	
<b>PAJERO II (V3_W, V2_W, V4_W)</b> 								
2.4 (V21W, V21C)	82/112	04/91->10/99	VEN	BS-5134		SOL	BS-5137	
2.5 TD 4WD (V24C, V24W)	73/99	12/90->10/99	VEN	BS-5134		SOL	BS-5137	
						DRUM	BS-5546	
2.8 TD (V46W)	92/125	06/94->10/99	VEN	BS-5134		SOL	BS-5137	
						DRUM	BS-5546	
3.0 V6 24V (V43W, V23W)	133/181	06/94->05/97	VEN	BS-5134		SOL	BS-5137	

	<b>kW/HP</b>		<b>Type</b>			<b>Type</b>		
3.0 V6 24V (V43W, V23W)	130/177	06/97->10/99	VEN	BS-5134		SOL	BS-5137	
						SOL	BS-5137	
3.0 V6 4WD (V23W, V43W, V23C)	110/150	12/90->12/95	VEN	BS-5134		DRUM	BS-5546	
3.5 V6 24V (V25W, V45W)	153/208	06/94->10/99	VEN	BS-5134		SOL	BS-5137	
3.5 V6 24V (V45W, V25W)	143/194	07/97->10/99	VEN	BS-5134		SOL	BS-5137	
<b>PAJERO II Canvas Top (V2_W, V4_W)</b> 								
						SOL	BS-5137	
1.8 GDI	96/131	06/98->04/00	VEN	BS-5134		DRUM	BS-5541	
2.4 (V41W, V21W, V21C)	82/112	04/91->04/00	VEN	BS-5134	->08/94	SOL	BS-5137	->08/94
			VEN	BS-5134	Ø wheel 15` in			
2.5 TD 4WD (V24C, V24W)	73/99	12/90->04/00	VEN	BS-5138	11/98->; Ø wheel 16` in	SOL	BS-5137	Ø wheel 15` in
3.0 V6 (V23W, V43W, V23C)	110/150	12/90->12/95	VEN	BS-5134		SOL	BS-5137	
3.0 V6 24V (V23W, V23C)	133/181	06/94->04/00	VEN	BS-5134	11/97->; ->08/99	SOL	BS-5137	11/97->; ->08/99
<b>PAJERO III (V7_W, V6_W)</b> 								
			VEN	BS-5134	Ø wheel 15` in	SOL	BS-5137	
2.5 TDi	73/99	04/00->12/06	VEN	BS-5138	Ø wheel 16` in			
			VEN	BS-5319		VEN	BS-5471	
2.5 TDi	85/115	09/01->12/06	VEN	BS-5319		VEN	BS-5471	
3.2 Di-D	118/160	04/00->12/06	VEN	BS-5319		VEN	BS-5471	
3.2 Di-D	121/165	04/00->10/01	VEN	BS-5319		VEN	BS-5471	
3.5	149/203	04/00->01/07	VEN	BS-5319		VEN	BS-5471	
<b>PAJERO III Open Off-Road Vehicle (V6_W, V7_W)</b> 								
2.5 TDi (V64W, V74W)	85/115	09/01->12/06	VEN	BS-5319		VEN	BS-5471	
3.2 DI-D (V68W, V78W)	121/165	04/00->12/06	VEN	BS-5319		VEN	BS-5471	
3.2 DI-D (V68W, V78W)	118/160	10/01->12/06	VEN	BS-5319		VEN	BS-5471	
<b>PAJERO IV (V8_W, V9_W)</b> 								
3.0 4WD	131/178	02/07->	VEN	BS-5319		VEN	BS-5471	
			VEN	BS-5319	MD V88W	VEN	BS-5434	MD V98W
3.2 DI-D (V88W, V98W)	118/160	02/07->	VEN	BS-5433	MD V98W	VEN	BS-5471	MD V88W
			VEN	BS-5319	MD V88W	VEN	BS-5434	MD V98W
3.2 DI-D (V88W, V98W)	125/170	02/07->	VEN	BS-5433	MD V98W	VEN	BS-5471	MD V88W
			VEN	BS-5319	MD V88W	VEN	BS-5434	MD V98W
3.2 DI-D 4WD (V98W)	140/190	02/07->	VEN	BS-5433	MD V98W	VEN	BS-5471	MD V88W
			VEN	BS-5319	MD V88W	VEN	BS-5434	MD V98W
3.2 DI-D 4WD (V98W, V88W)	147/200	01/09->	VEN	BS-5433	MD V98W	VEN	BS-5471	MD V88W
			VEN	BS-5319	MD V87W	VEN	BS-5434	MD V97W
3.8 V6	182/248	02/10->	VEN	BS-5433	MD V97W	VEN	BS-5471	MD V87W
			VEN	BS-5319	MD V87W	VEN	BS-5434	MD V97W
3.8 V6 (V87W, V97W)	184/250	02/07->	VEN	BS-5433	MD V97W	VEN	BS-5471	MD V87W



	<b>kW/HP</b>		<b>Type</b>			<b>Type</b>		
<b>PAJERO PININ (H6_W, H7_W)</b> 								
1.8 (H76W, H66W)	84/114	11/01->06/07	VEN	BS-5674		SOL	BS-5513	
						DRUM	BS-5541	
1.8 GDI (H66W)	88/120	10/99->10/01	VEN	BS-5674		SOL	BS-5513	
2.0 GDI (H67W, H77W)	95/129	10/00->06/07	VEN	BS-5674		SOL	BS-5513	+ ABS
<b>PAJERO SPORT (K90)</b> 								
2.5 TD (K94W)	85/115	07/02->	VEN	BS-5134	Ø wheel 15` in	SOL	BS-5137	
			VEN	BS-5138	Ø wheel 16` in			
2.5 TD (K94W)	98/133	08/03->	VEN	BS-5134	Ø wheel 15` in	SOL	BS-5137	
			VEN	BS-5138	Ø wheel 16` in			
2.5 TD (K94W)	73/99	11/98->	VEN	BS-5134	Ø wheel 15` in	SOL	BS-5137	
			VEN	BS-5138	Ø wheel 16` in			
3.0 V6 (K96W)	125/170	06/00->	VEN	BS-5138		SOL	BS-5137	
3.0 V6 (K96W)	130/177	11/98->	VEN	BS-5138		SOL	BS-5137	
<b>PAJERO SPORT II (KH_, KG_)</b> 								
2.5 DI-D	131/178	07/08->	VEN	BS-5321		DRUM	BS-5907	
2.5 DI-D 4WD (KH4W)	131/178	07/08->	VEN	BS-5321		DRUM	BS-5907	
3.0 4WD	162/220	09/08->	VEN	BS-5321		DRUM	BS-5907	
<b>SANTAMO</b> 								
2.0 16V	102/139	05/99->12/04	VEN	BS-5133		SOL	BS-5140	+ ABS
2.0 16V 4WD	102/139	05/99->12/04	VEN	BS-5133	->10/03; + ABS	SOL	BS-5140	->10/03; + ABS
<b>SAPORO I (A12_)</b> 								
1.6 SL, GL (A121)	55/75	04/78->07/80				DRUM	BS-5558	
<b>SAPORO II (A16_A)</b> 								
1.6 GLX (A161A)	55/75	08/80->09/84				DRUM	BS-5558	
2.0 GSL (A164A)	75/102	08/80->08/83				DRUM	BS-5558	- ABS
2.0 GSR (A164A)	82/112	08/80->09/84				DRUM	BS-5558	- ABS
<b>SAPORO III (E16A)</b> 								
2.4 (E16A)	91/124	06/87->08/90	VEN	BS-5133				
<b>SIGMA (F2_A, F1_A)</b> 								
3.0 V6	130/177	12/90->07/96	VEN	BS-5474				
3.0 V6	151/205	12/90->07/96	VEN	BS-5474				
<b>SIGMA Station Wagon (F0_W)</b> 								
3.0	125/170	06/92->10/96	VEN	BS-5474				
<b>SPACE RUNNER (N1_W, N2_W)</b> 								
1.8 (N11W)	85/116	06/96->08/99	VEN	BS-5133	- ABS	SOL	BS-5140	+ ABS
1.8 (N11W)	90/122	10/91->08/99	VEN	BS-5133	- ABS	SOL	BS-5140	+ ABS
1.8 4WD (N21W)	85/116	06/96->08/99	VEN	BS-5133	IT; BEN; POR; NO; FR; UK; SP; GR; FN; DK; + ABS	SOL	BS-5140	+ ABS
						DRUM	BS-5558	

	kW/HP		Type			Type			
1.8 4WD (N21W)	90/122	10/91->08/99	VEN	BS-5133	- ABS	SOL	BS-5140	+ ABS	
						DRUM	BS-5558		
2.0 16V	98/133	06/97->08/99				SOL	BS-5140		
2.0 TD (N18W)	60/82	10/92->08/99	VEN	BS-5133		SOL	BS-5140	+ ABS	
<b>SPACE RUNNER (N6_W)</b> 									
2.0	98/133	05/00->08/02	VEN	BS-5408		SOL	BS-5224		
2.0 (N63W)	100/136	08/99->08/02	VEN	BS-5408	05/00->	SOL	BS-5224		
2.4 GDI	110/150	08/99->08/02	VEN	BS-5408	05/00->	SOL	BS-5224		
2.4 GDI	108/147	08/99->08/02	VEN	BS-5408	05/00->	SOL	BS-5224		
<b>SPACE STAR (DG_A)</b> 									
1.3 16V (DG1A)	63/86	06/98->12/04	VEN	BS-5133		SOL	BS-5225		
						DRUM	BS-5154	01/99->; ->07/00	
1.3 16V (DG1A)	60/82	09/00->12/04	VEN	BS-5133		SOL	BS-5225		
						DRUM	BS-5154		
1.3 16V (DG1A)	61/83	12/98->12/04	VEN	BS-5133		SOL	BS-5225		
						DRUM	BS-5154		
1.6 16V (DG3A)	72/98	01/01->12/04	VEN	BS-5133		SOL	BS-5225		
1.8 GDI (DG5A)	90/122	06/98->12/04	VEN	BS-5133		SOL	BS-5225		
						DRUM	BS-5154		
1.8 GDI (DG5A)	87/118	06/98->12/04	VEN	BS-5133		SOL	BS-5225		
						DRUM	BS-5154		
1.8 MPI	82/112	10/02->12/04	VEN	BS-5133		SOL	BS-5225		
						DRUM	BS-5154		
1.9 DI-D	85/115	10/02->12/04	VEN	BS-5133		SOL	BS-5225		
1.9 DI-D (DG4A)	75/102	02/01->12/04	VEN	BS-5133		SOL	BS-5225		
						DRUM	BS-5154		
<b>SPACE WAGON (D0_V/W)</b> 									
1.8 GLX (D05V, D05W)	66/90	01/84->12/88				DRUM	BS-5112		
1.8 TD (D09V, D09W)	55/75	06/86->04/91				DRUM	BS-5112		
2.0 4WD (D08W)	75/102	03/85->04/91				DRUM	BS-5558		
2.0 GLX (D04W)	62/84	06/86->05/88				DRUM	BS-5112		
2.0 GLX 4WD (D08W)	62/84	06/86->05/88				DRUM	BS-5558		
2.0 GLXi (D04W)	74/101	06/88->04/91				DRUM	BS-5112		
2.0 GLXi 4WD (D08W)	74/101	06/88->04/91				DRUM	BS-5558		
<b>SPACE WAGON (N3_W, N4_W)</b> 									
1.8 (N31W)	90/122	10/91->10/98	VEN	BS-5133	->09/95	SOL	BS-5140	->09/95; + ABS	
						DRUM	BS-5558		
1.8 4WD (N41W)	90/122	10/91->10/98	VEN	BS-5133	- ABS	SOL	BS-5140		

	kW/HP		Type			Type		
1.8 TD (N35W)	55/75	10/91->10/98	VEN	BS-5133	->12/93	SOL	BS-5140	->12/93; + ABS
						DRUM	BS-5558	
2.0 (N33W)	77/105	05/91->10/97	VEN	BS-5133	06/91->; - ABS	SOL	BS-5140	06/91->
2.0 (N33W)	98/133	10/92->10/98	VEN	BS-5133	- ABS	SOL	BS-5140	+ ABS
						DRUM	BS-5558	
2.0 4WD (N43W)	98/133	10/92->10/98	VEN	BS-5133	- ABS	SOL	BS-5140	+ ABS
						DRUM	BS-5558	
2.0 TD (N38W)	60/82	10/92->10/98	VEN	BS-5133		SOL	BS-5140	+ ABS
						DRUM	BS-5558	

### SPACE WAGON (N9\_W, N8\_W)

2.0	98/133	10/98->12/04	VEN	BS-5474				
2.4 GDI	108/147	09/00->12/04	VEN	BS-5474				
2.4 GDI	110/150	10/98->12/04	VEN	BS-5474		DRUM	BS-5541	
2.4 GDI 4WD	108/147	09/00->12/04	VEN	BS-5474				
2.4 GDI 4WD	110/150	10/98->12/04	VEN	BS-5474				

### MOSKVICH

#### 2141

1.5	51/69	05/89->12/01	SOL	BS-5456	->09/93	DRUM	BS-5519	->09/93
-----	-------	--------------	-----	---------	---------	------	---------	---------

### NISSAN

#### 100 NX (B13)

1.6	66/90	03/90->10/94	VEN	BS-5704		DRUM	BS-5547	- ABS
1.6 SR	75/102	09/93->10/94	VEN	BS-5704	+ ABS	DRUM	BS-5547	
2.0 GTI	105/143	03/91->10/94	VEN	BS-5704		SOL	BS-5171	

#### 200 SX (S13)

1.8 Turbo	124/169	07/88->11/93	VEN	BS-5174	->08/91			
			VEN	BS-5177	10/91->; 09/91->			

#### 300 ZX (Z32)

3.0 Twin Turbo	208/283	05/90->09/95				VEN	BS-5747	
3.0 Twin Turbo	197/268	05/90->09/95				VEN	BS-5747	

#### 350 Z (Z33)

3.5	221/301	09/02->				SOL	BS-5036	AT
3.5	206/280	10/03->				SOL	BS-5036	AT

#### 370 Z (Z34)

3.7	243/330	06/09->	VEN	BS-5728				
3.7	241/328	06/09->	VEN	BS-5728				
3.7 Nismo	253/344	06/13->	VEN	BS-5728				

#### 370 Z Roadster (Z34)

3.7	243/330	01/10->	VEN	BS-5728				
3.7	241/328	01/10->	VEN	BS-5728				



kW/HP



Type



Type



## ALMERA I (N15)

1.4	64/87	09/95->07/00	VEN	BS-5227	01/98->	SOL	BS-5171	01/98->
			VEN	BS-5672	+ ABS; 07/97->			
			VEN	BS-5799	- ABS; ->12/97	DRUM	BS-5547	- ABS
1.4 GX,LX	55/75	09/95->07/00	VEN	BS-5227	01/98->	SOL	BS-5171	07/97->; + ABS
			VEN	BS-5672	07/97->; + ABS			
			VEN	BS-5799	->12/97; - ABS	DRUM	BS-5547	- ABS
1.6	73/99	09/95->07/00	VEN	BS-5227	->12/97; + ABS	SOL	BS-5171	01/98->; ->12/99; + ABS
			VEN	BS-5672	07/97->; ->12/99; + ABS	DRUM	BS-5547	->12/99
1.6 SLX	66/90	09/95->07/00	VEN	BS-5227	->12/97; + ABS	SOL	BS-5131	
						SOL	BS-5171	01/98->; ->12/99; + ABS
			VEN	BS-5672	07/97->; ->12/99; + ABS	DRUM	BS-5547	->12/99
2.0 D	55/75	11/95->07/00	VEN	BS-5227	->12/99	SOL	BS-5171	01/98->; ->12/99; + ABS
			VEN	BS-5672	07/97->; ->12/99; + ABS	DRUM	BS-5547	->12/99

## ALMERA I Hatchback (N15)











1.4	64/87	09/95->03/00	VEN	BS-5227	01/98->	SOL	BS-5171	01/98->
			VEN	BS-5672	07/97->; + ABS			
			VEN	BS-5799	->12/97; - ABS	DRUM	BS-5547	- ABS
1.4 S,GX,LX	55/75	09/95->03/00	VEN	BS-5227	01/98->	SOL	BS-5171	01/98->
			VEN	BS-5672	07/97->; + ABS			
			VEN	BS-5799	->12/97; - ABS	DRUM	BS-5547	- ABS
1.6	73/99	09/95->03/00	VEN	BS-5227	->12/97; + ABS	SOL	BS-5171	01/98->; + ABS
			VEN	BS-5672	07/97->; + ABS	DRUM	BS-5547	
1.6 SR,SLX	66/90	09/95->03/00	VEN	BS-5227	->12/97; - ABS	SOL	BS-5171	01/98->; + ABS
			VEN	BS-5672	07/97->	DRUM	BS-5547	- ABS
2.0 D	55/75	11/95->03/00	VEN	BS-5227	- ABS	SOL	BS-5171	01/98->; + ABS
			VEN	BS-5672	+ ABS	DRUM	BS-5547	- ABS
2.0 GTi	105/143	07/96->03/00				SOL	BS-5171	














## ALMERA II (N16)

1.5	66/90	07/00->	VEN	BS-5174	- ABS	SOL	BS-5176	+ ABS
						DRUM	BS-5027	->11/02
			VEN	BS-5177	+ ABS	DRUM	BS-5849	- ABS; ->11/06
1.5	72/98	10/02->	VEN	BS-5174	->09/06; - ABS	SOL	BS-5176	
						DRUM	BS-5027	- ABS
			VEN	BS-5177		DRUM	BS-5849	- ABS; ->11/06
1.5 dCi	60/82	01/03->	VEN	BS-5177	06/03->; + ABS	SOL	BS-5176	06/03->; + ABS
						DRUM	BS-5849	- ABS; ->11/06
1.8	84/114	07/00->	VEN	BS-5174		SOL	BS-5176	->11/02
			VEN	BS-5177	->11/02			













	kw/HP		Type			Type			
1.8	85/116	10/02->	VEN	BS-5177		SOL	BS-5176		
2.2 dCi	82/112	09/03->	VEN	BS-5177		SOL	BS-5176		
2.2 dCi	100/136	09/03->	VEN	BS-5177		SOL	BS-5176		
						DRUM	BS-5849	- ABS	
2.2 Di	81/110	07/00->	VEN	BS-5177	->04/03	SOL	BS-5176	->04/03	
						DRUM	BS-5849	- ABS	
<b>ALMERA II Hatchback [N16]</b> 									
1.5	66/90	03/00->	VEN	BS-5174	- ABS	SOL	BS-5176		
			VEN	BS-5177	+ ABS	DRUM	BS-5849	- ABS; ->11/06	
1.5	72/98	10/02->	VEN	BS-5174	->09/06; - ABS	SOL	BS-5176		
			VEN	BS-5177	+ ABS	DRUM	BS-5849	- ABS; ->11/06	
1.5 dCi	60/82	01/03->	VEN	BS-5177	06/03->; + ABS	SOL	BS-5176	06/03->; + ABS	
						DRUM	BS-5849	- ABS; ->11/06	
1.8	84/114	01/00->	VEN	BS-5177	->11/02	SOL	BS-5176	->11/02	
1.8	85/116	10/02->	VEN	BS-5177		SOL	BS-5176		
						DRUM	BS-5849	- ABS	
2.2 dCi	82/112	09/03->	VEN	BS-5177		SOL	BS-5176		
2.2 dCi	100/136	09/03->	VEN	BS-5177		SOL	BS-5176		
						DRUM	BS-5849	- ABS	
2.2 Di	81/110	03/00->	VEN	BS-5177	->04/03	SOL	BS-5176	->04/03	
						DRUM	BS-5849	- ABS	
<b>ALMERA TINO [V10]</b> 									
1.8	84/114	08/00->	VEN	BS-5325		SOL	BS-5465		
1.8	85/116	12/02->	VEN	BS-5325		SOL	BS-5465		
2.0	100/136	08/00->	VEN	BS-5325		SOL	BS-5465		
2.2 dCi	82/112	09/03->	VEN	BS-5325		SOL	BS-5465		
2.2 dCi	100/136	09/03->	VEN	BS-5325		SOL	BS-5465		
2.2 Di	84/115	08/00->	VEN	BS-5325		SOL	BS-5465		
<b>ATLEON</b>									
110.35, 120.35	78-88/106-120	09/00->	VEN	BS-5653	06/04->	VEN	BS-5666		
110.56, 120.56	78-88/106-120	09/00->	VEN	BS-5653	06/04->	VEN	BS-5666		
<b>BASSARA</b> 									
2.5 DCi	110/150	11/99->08/03	VEN	BS-5628					
3.0	162/220	11/99->08/03	VEN	BS-5628					
<b>CABSTAR</b>									
28.11	81/110	10/06->	VEN	BS-5653	spec. Versione 45 Q				
			VEN	BS-5743	spec. Versione 35 Q				
35.13	96/131	09/06->12/12	VEN	BS-5653	spec. Versione 45 Q				
			VEN	BS-5743	spec. Versione 35 Q				












	kW/HP		Type			Type		
35.15	101-110/137-150	10/06->	VEN	BS-5653	spec. Versione 45 Q			
			VEN	BS-5743	spec. Versione 35 Q			
45.13	96/131	10/06->	VEN	BS-5653	spec. Versione 45 Q			
			VEN	BS-5743	spec. Versione 35 Q			
45.15	110/150	10/06->	VEN	BS-5653	spec. Versione 45 Q			
			VEN	BS-5743	spec. Versione 35 Q			
<b>CABSTAR E</b>								
105.35, 110.35	78-88/106-120	10/98->10/06	VEN	BS-5653	spec. Versione 45 Q			
			VEN	BS-5743	spec. Versione 35 Q			
110.45	78/106	10/98->10/06	VEN	BS-5653	spec. Versione 45 Q			
			VEN	BS-5743	spec. Versione 35 Q			
120.35, 125.35	88-92/120-125	10/98->10/06	VEN	BS-5653	spec. Versione 45 Q			
			VEN	BS-5743	spec. Versione 35 Q			
120.45	88/120	10/98->10/06	VEN	BS-5653	spec. Versione 45 Q			
			VEN	BS-5743	spec. Versione 35 Q			
<b>CABSTAR Platform/Chassis (F22, H40) </b>								
2.5 D	55/75	01/89->12/92	VEN	BS-5798				
<b>CEFIRO I Saloon (J31) </b>								
2.0	103/140	01/00->	VEN	BS-5325		SOL	BS-5206	
3.0	147/200	01/00->	VEN	BS-5325		SOL	BS-5206	
<b>CEFIRO Saloon </b>								
2.0	103/140	10/94->12/99	VEN	BS-5173		SOL	BS-5206	
			VEN	BS-5796				
3.0	142/193	10/94->12/99	VEN	BS-5173		SOL	BS-5206	
			VEN	BS-5796				
<b>CUBE (Z10) </b>								
1.3	55/75	03/98->08/00	VEN	BS-5830				
<b>CUBE (Z12) </b>								
1.5 dCi	81/110	03/10->	VEN	BS-5259		SOL	BS-5468	
1.5 dCi	78/106	03/10->	VEN	BS-5259		SOL	BS-5468	
1.6 16V	81/110	03/10->	VEN	BS-5259		SOL	BS-5468	
<b>INTERSTAR Box (X70) </b>								
dCi 100	74/101	04/06->	VEN	BS-5311		SOL	BS-5596	
dCi 100	73/99	11/03->	VEN	BS-5311		SOL	BS-5596	
dCi 120	84/115	07/02->	VEN	BS-5311		SOL	BS-5596	
dCi 120	88/120	09/06->	VEN	BS-5311		SOL	BS-5596	
dCi 140	100/136	11/03->	VEN	BS-5311		SOL	BS-5596	
dCi 150	107/145	09/06->	VEN	BS-5311		SOL	BS-5596	
dCi 80	60/82	07/02->	VEN	BS-5311		SOL	BS-5596	
dCi 90	66/90	07/02->	VEN	BS-5311		SOL	BS-5596	

	kW/HP		Type			Type		
<b>INTERSTAR Bus (X70)</b> 								
dCi 100	74/101	04/06->	VEN	BS-5311		SOL	BS-5596	
dCi 100	73/99	11/03->	VEN	BS-5311		SOL	BS-5596	
dCi 120	84/115	07/02->	VEN	BS-5311		SOL	BS-5596	
dCi 120	88/120	09/06->	VEN	BS-5311		SOL	BS-5596	
dCi 140	100/136	11/03->	VEN	BS-5311		SOL	BS-5596	
dCi 150	107/145	09/06->	VEN	BS-5311		SOL	BS-5596	
dCi 80	60/82	07/02->	VEN	BS-5311		SOL	BS-5596	
dCi 90	66/90	07/02->	VEN	BS-5311		SOL	BS-5596	
<b>INTERSTAR Platform/Chassis</b> 								
dCi 100	73/99	02/04->	VEN	BS-5311		SOL	BS-5596	
dCi 120	84/115	08/03->	VEN	BS-5311		SOL	BS-5596	
dCi 120	88/120	08/06->	VEN	BS-5311		SOL	BS-5596	
dCi 140	100/136	11/03->	VEN	BS-5311		SOL	BS-5596	
dCi 150	107/145	08/06->	VEN	BS-5311		SOL	BS-5596	
<b>JUKE (F15)</b> 								
1.2 DIG-T	85/115	05/14->	VEN	BS-5589				
1.5 dCi	81/110	06/10->	VEN	BS-5589		SOL	BS-5449	
1.6	86/117	06/10->	VEN	BS-5589		SOL	BS-5449	
1.6 DIG-T	140/190	06/10->				SOL	BS-5449	MT
1.6 DIG-T 4x4	140/190	06/10->	VEN	BS-5183		SOL	BS-5449	made in UK
1.6 DIG-T NISMO	147/200	11/12->				SOL	BS-5449	
1.6 DIG-T NISMO RS	160/218	08/14->				SOL	BS-5449	
<b>KUBISTAR (X76)</b> 								
1.2	44/60	08/03->10/09	VEN	BS-5106	- ABS	DRUM	BS-5110	->08/05
			VEN	BS-5107	+ ABS			
1.2 16V	55/75	04/06->10/09	VEN	BS-5106	- ABS	DRUM	BS-5110	
			VEN	BS-5107	+ ABS			
1.5 dCi	60/82	08/03->10/09	VEN	BS-5106	- ABS	DRUM	BS-5110	->08/05; max load 650 kg
			VEN	BS-5107	+ ABS			
1.5 dCi	48/65	08/03->10/09	VEN	BS-5106	- ABS	DRUM	BS-5110	->08/05; max load 650 kg
			VEN	BS-5107	+ ABS			
1.5 dCi	42/57	08/03->10/09	VEN	BS-5106	- ABS	DRUM	BS-5110	payload 650 kg ->
			VEN	BS-5107	+ ABS			
1.5 dCi	45/61	08/05->10/09	VEN	BS-5106	- ABS	DRUM	BS-5110	payload 650 kg
			VEN	BS-5107	+ ABS			
1.5 dCi 70	50/68	04/06->10/09	VEN	BS-5106	- ABS	DRUM	BS-5110	payload 650 kg ->
			VEN	BS-5107	+ ABS			













	kW/HP		Type			Type			
1.5 dCi 85	62/85	04/06->10/09	VEN	BS-5106	- ABS	DRUM	BS-5110	payload 650 kg ->	
			VEN	BS-5107	+ ABS				
1.6 16V	70/95	08/03->10/09	VEN	BS-5106	- ABS	DRUM	BS-5110		
			VEN	BS-5107	+ ABS				
<b>KUBISTAR Box [X80]</b> 									
1.2	44/60	08/03->	VEN	BS-5106	- ABS				
			VEN	BS-5107	+ ABS				
1.2 16V	55/75	04/06->	VEN	BS-5106	- ABS				
			VEN	BS-5107	+ ABS				
1.5 dCi	48/65	08/03->	VEN	BS-5106	- ABS				
			VEN	BS-5107	+ ABS				
1.5 dCi	60/82	08/03->	VEN	BS-5106	- ABS				
			VEN	BS-5107	+ ABS				
1.5 dCi	45/61	08/05->	VEN	BS-5106	- ABS				
			VEN	BS-5107	+ ABS				
1.6 16V	70/95	08/03->	VEN	BS-5106	- ABS				
			VEN	BS-5107	+ ABS				
<b>LEAF</b> 									
Electric	80/109	11/10->				SOL	BS-5036		
<b>MAXIMA II [J30]</b> 									
3.0 i	125/170	10/88->06/94	VEN	BS-5173	->11/91				
<b>MAXIMA QX [A32]</b> 									
2.0	103/140	02/95->08/00	VEN	BS-5173	->12/99	SOL	BS-5206		
			VEN	BS-5796	08/98->				
2.5 V6 24V	140/190	02/95->08/00	VEN	BS-5796		SOL	BS-5206		
3.0	142/193	01/95->08/00	VEN	BS-5796		SOL	BS-5206		
<b>MAXIMA QX [A33]</b> 									
2.0 V6 24V	103/140	03/00->11/03	VEN	BS-5325		SOL	BS-5206		
			VEN	BS-5345					
2.5 V6 24V	154/209	03/00->11/03	VEN	BS-5345		SOL	BS-5206		
3.0 V6 24V	147/200	03/00->11/03	VEN	BS-5325		SOL	BS-5206		
			VEN	BS-5345					
<b>MAXIMA Station Wagon [A32]</b> 									
2.0 QX	103/140	10/97->	VEN	BS-5325		SOL	BS-5206		
			VEN	BS-5796					
2.5 V6 24V	140/190	10/97->	VEN	BS-5796		SOL	BS-5206		
3.0 QX	142/193	10/97->	VEN	BS-5796		SOL	BS-5206		
<b>MICRA C+C [K12]</b> 									
1.4 16V	65/88	08/05->	VEN	BS-5231		DRUM	BS-5444		
1.6 160 SR	81/110	08/05->	VEN	BS-5231		DRUM	BS-5444		
























	<b>kW/HP</b>		<b>Type</b>			<b>Type</b>		
<b>MICRA II (K11)</b> 								
1.0 i 16V	40/54	08/92->09/00				DRUM	BS-5572	for steel rims; - ABS; MD March; MD Micra
1.0 i 16V	44/60	09/00->02/03				DRUM	BS-5572	for steel rims
1.3 i 16V	55/75	08/92->09/00				DRUM	BS-5572	- ABS; for steel rims; MD March; MD Micra
1.4 i 16V	60/82	09/00->02/03				DRUM	BS-5572	for steel rims; - ABS; MD March; MD Micra
1.5 D	42/57	02/98->02/03				DRUM	BS-5572	not for light alloy rims
<b>MICRA III (K12)</b> 								
1.0 16V	48/65	01/03->06/10	VEN	BS-5231		DRUM	BS-5444	
1.2 16V	59/80	01/03->06/10	VEN	BS-5231		DRUM	BS-5444	
1.2 16V	48/65	01/03->06/10	VEN	BS-5231		DRUM	BS-5444	
1.4 16V	65/88	01/03->06/10	VEN	BS-5231		DRUM	BS-5444	
			VEN	BS-5629				
1.5 dCi	48/65	01/03->06/10	VEN	BS-5231		DRUM	BS-5444	
			VEN	BS-5629	->09/07			
1.5 dCi	50/68	06/05->06/10	VEN	BS-5231		DRUM	BS-5444	
1.5 dCi	63/86	06/05->06/10	VEN	BS-5231		DRUM	BS-5444	
1.5 dCi	60/82	09/03->06/10	VEN	BS-5231		DRUM	BS-5444	
160 SR	81/110	05/05->06/10	VEN	BS-5231		DRUM	BS-5444	
<b>MURANO (Z50)</b> 								
3.5 4x4	172/234	08/03->	VEN	BS-5315		VEN	BS-5287	
<b>MURANO (Z51)</b> 								
2.5 dCi 4x4	140/190	01/10->	VEN	BS-5315		VEN	BS-5287	
3.5 4x4	188/256	10/08->	VEN	BS-5315		VEN	BS-5287	
3.5 4x4	183/249	12/10->	VEN	BS-5315	MD Z51	VEN	BS-5287	MD Z51
<b>NAVARA (D40)</b> 								
2.5 dCi	106/144	07/05->	VEN	BS-5413	Ø wheel 17` in	VEN	BS-5470	
			VEN	BS-5414	Ø wheel 16` in			
2.5 dCi 4WD	128/174	07/05->	VEN	BS-5413	Ø wheel 17` in	VEN	BS-5470	
			VEN	BS-5414	Ø wheel 16` in			
2.5 dCi 4WD	126/171	10/06->	VEN	BS-5413	Ø wheel 17` in	VEN	BS-5470	
			VEN	BS-5414	Ø wheel 16` in			
2.5 dCi 4WD	106/144	10/08->	VEN	BS-5413	Ø wheel 17` in			
			VEN	BS-5414	Ø wheel 16` in			
2.5 dCi 4WD	140/190	12/09->	VEN	BS-5413	Ø wheel 17` in	VEN	BS-5470	
			VEN	BS-5414	Ø wheel 16` in			
3.0 dCi 4WD	170/231	02/10->	VEN	BS-5413		VEN	BS-5470	
<b>NAVARA Platform/Chassis (D40)</b> 								
2.5 dCi	140/190	03/10->	VEN	BS-5413	Ø wheel 17` in			
			VEN	BS-5414	Ø wheel 16` in			











	<b>kW/HP</b>		<b>Type</b>			<b>Type</b>			
3.0 dCi	170/231	03/10->	VEN	BS-5413					
<b>NOTE (E11)</b> 									
1.4	65/88	03/06->	VEN	BS-5231		SOL	BS-5232		
			VEN	BS-5629	->08/13	DRUM	BS-5444		
1.5 dCi	50/68	03/06->	VEN	BS-5231		SOL	BS-5232		
			VEN	BS-5629	->09/12	DRUM	BS-5444		
1.5 dCi	63/86	03/06->	VEN	BS-5231		SOL	BS-5232		
			VEN	BS-5629	->09/12	DRUM	BS-5444		
1.5 dCi	76/103	07/08->	VEN	BS-5231		SOL	BS-5232		
						DRUM	BS-5444		
1.5 dCi	66/90	09/10->	VEN	BS-5231		SOL	BS-5232		
						DRUM	BS-5444		
1.6	81/110	03/06->	VEN	BS-5231		SOL	BS-5232		
			VEN	BS-5629	->08/13	DRUM	BS-5444		
<b>NV200 Box</b> 									
e-NV (ME0)	80/109	05/14->				SOL	BS-5449		
<b>NV400 Box</b> 									
2.3 dCi	110/150	02/14->	VEN	BS-5872					
2.3 dCi	81/110	06/14->	VEN	BS-5872					
2.3 dCi	120/163	06/14->	VEN	BS-5872					
2.3 dCi	74/101	11/11->	VEN	BS-5872		SOL	BS-5632		
2.3 dCi	92/125	11/11->	VEN	BS-5872		SOL	BS-5632		
2.3 dCi	107/146	11/11->	VEN	BS-5872		SOL	BS-5632		
2.3 dCi [RWD]	110/150	02/14->	VEN	BS-5872					
2.3 dCi [RWD]	100/136	06/14->	VEN	BS-5872					
2.3 dCi [RWD]	120/163	06/14->	VEN	BS-5872					
2.3 dCi [RWD]	92/125	11/11->	VEN	BS-5872					
2.3 dCi [RWD]	107/146	11/11->	VEN	BS-5872					
<b>NV400 Bus</b> 									
2.3 dCi	110/150	02/14->	VEN	BS-5872					
2.3 dCi	81/110	06/14->	VEN	BS-5872					
2.3 dCi	100/136	06/14->	VEN	BS-5872					
2.3 dCi	120/163	06/14->	VEN	BS-5872					
2.3 dCi	74/101	11/11->	VEN	BS-5872		SOL	BS-5632		
2.3 dCi	92/125	11/11->	VEN	BS-5872		SOL	BS-5632		
2.3 dCi	107/146	11/11->	VEN	BS-5872		SOL	BS-5632		
<b>NV400 Platform/Chassis</b> 									
2.3 dCi	100/136	06/14->	VEN	BS-5872					
2.3 dCi	120/163	06/14->	VEN	BS-5872					













	<b>kW/HP</b>		<b>Type</b>			<b>Type</b>		
2.3 dCi	110/150	08/14->	VEN	BS-5872				
2.3 dCi	74/101	11/11->	VEN	BS-5872		SOL	BS-5632	
2.3 dCi	92/125	11/11->	VEN	BS-5872		SOL	BS-5632	
2.3 dCi	107/146	11/11->	VEN	BS-5872		SOL	BS-5632	
2.3 dCi [RWD]	120/163	06/14->	VEN	BS-5872				
2.3 dCi [RWD]	100/136	06/14->	VEN	BS-5872				
2.3 dCi [RWD]	110/150	08/14->	VEN	BS-5872				
2.3 dCi [RWD]	92/125	11/11->	VEN	BS-5872				
2.3 dCi [RWD]	107/146	11/11->	VEN	BS-5872				
<b>PATHFINDER II (R50)</b> 								
3.2 TD 4WD	110/150	09/97->12/04	VEN	BS-5696	11/01->			
3.3 V6 4WD	110/150	03/98->10/00	VEN	BS-5696				
3.3 V6 4WD	125/170	09/97->12/04	VEN	BS-5696	->07/00			
3.5 V6 4WD	162/220	11/00->12/04	VEN	BS-5696				
<b>PATHFINDER III (R51)</b> 								
2.5 dCi 4WD	120/163	01/05->	VEN	BS-5413	Ø wheel 17` in		VEN	BS-5470
			VEN	BS-5414	Ø wheel 16` in			
2.5 dCi 4WD	128/174	03/05->	VEN	BS-5413	Ø wheel 17` in		VEN	BS-5470
			VEN	BS-5414	Ø wheel 16` in			
2.5 dCi 4WD	140/190	08/10->	VEN	BS-5413	Ø wheel 17` in		VEN	BS-5470
			VEN	BS-5414	Ø wheel 16` in			
2.5 dCi 4WD	126/171	10/06->	VEN	BS-5413	Ø wheel 17` in		VEN	BS-5470
			VEN	BS-5414	Ø wheel 16` in			
3.0 dCi	170/231	08/10->	VEN	BS-5413		VEN	BS-5470	
4.0 4WD	198/269	09/05->	VEN	BS-5413		VEN	BS-5470	
<b>PATHFINDER IV (R52)</b> 								
3.0 dCi 4WD	170/231	09/12->				VEN	BS-5470	
<b>PATROL GR IV (Y60, GR)</b> 								
2.8 TD (Y60A)	85/116	09/88->06/97	VEN	BS-5178		VEN	BS-5483	
4.2 CAT	121/165	11/88->02/98	VEN	BS-5178		VEN	BS-5483	
4.2 D (Y60GR)	85/116	11/88->06/97	VEN	BS-5178		VEN	BS-5483	+ ABS
<b>PATROL GR V Wagon (Y61)</b> 								
2.8 TD	95/129	06/97->05/00	VEN	BS-5643		VEN	BS-5483	
2.8 TDiC	96/131	10/97->02/00	VEN	BS-5643		VEN	BS-5483	
3.0 DTi	116/158	05/00->	VEN	BS-5643		VEN	BS-5483	
3.0 DTi	118/160	05/00->	VEN	BS-5643		VEN	BS-5483	
<b>PATROL III/1 Hardtop (K160)</b> 								
2.8 (K160)	88/120	07/80->08/88	VEN	BS-5178				
2.8 (K160)	89/121	07/80->08/88	VEN	BS-5178	11/84->			

	<b>kW/HP</b>		<b>Type</b>			<b>Type</b>		
2.8 D	55/75	12/83->02/89	VEN	BS-5178				
2.8 D	62/84	12/83->02/89	VEN	BS-5178				
2.8 TD	88/120	10/84->02/89	VEN	BS-5178				
3.2 D (K160)	70/95	11/79->08/88	VEN	BS-5178		01/81->		
3.2 TD (K160)	81/110	07/83->08/88	VEN	BS-5178				
<b>PATROL III/1 Station Wagon (W160)</b> 								
2.8 (W160)	88/120	07/80->08/88	VEN	BS-5178				
3.2 D (W160)	70/95	11/79->08/88	VEN	BS-5178		01/81->		
3.2 TD (W160)	81/110	07/83->08/88	VEN	BS-5178				
<b>PATROL III/2 Hardtop (K260)</b> 								
2.8	88/120	05/86->06/90	VEN	BS-5178		->02/89		
2.8 D	66/90	03/89->03/96	VEN	BS-5178				
2.8 D	76/103	03/89->04/98	VEN	BS-5178				
2.8 TD	85/116	05/86->06/90	VEN	BS-5178		03/89->		
3.2 D	81/110	08/88->06/90	VEN	BS-5178		->02/89		
<b>PATROL III/2 Station Wagon (W260)</b> 								
2.8 TD	85/116	06/89->11/95	VEN	BS-5178				
3.2 D	81/110	08/88->06/90	VEN	BS-5178		->02/89		
<b>PICK UP II (D21)</b> 								
2.4 i 12V	91/124	04/92->02/98	VEN	BS-5815				
2.4 i 12V 4WD	93/126	04/92->02/98	VEN	BS-5815				
2.5 D	61/83	08/92->02/98	VEN	BS-5815				
2.5 D 4WD	61/83	03/96->02/98	VEN	BS-5815				
2.5 D 4WD	59/80	08/87->02/98	VEN	BS-5815		09/92->		
2.7 D 4WD	73/99	08/87->02/98	VEN	BS-5815		01/92->		
<b>PICK UP III (D22)</b> 								
2.4 i	88/120	02/98->	VEN	BS-5815				
2.4 i 4WD	88/120	02/98->	VEN	BS-5815				
2.4 i 4WD	98/133	03/02->	VEN	BS-5696				
2.5 D	61/83	02/98->	VEN	BS-5815				
2.5 D 4WD	61/83	02/98->	VEN	BS-5696				
2.5 Di 4WD	98/133	03/02->	VEN	BS-5696				
2.5 TD 4WD	76/103	05/98->	VEN	BS-5696				
			VEN	BS-5815				
3.2 D 4WD	76/103	12/98->	VEN	BS-5696		11/01->		
			VEN	BS-5815				
<b>PRAIRIE PRO (M11)</b> 								
2.0 i	72/98	10/88->04/92	VEN	BS-5174				
2.0 i 4x4	72/98	10/88->12/92	VEN	BS-5174				

	<b>kW/HP</b>		<b>Type</b>			<b>Type</b>		
2.4 i	98/133	04/92->07/94	VEN	BS-5174				
2.4 i 4x4	98/133	04/92->07/94	VEN	BS-5174				
<b>PRESAGE [U30]</b> 								
2.5	121/165	08/01->06/03	VEN	BS-5628				
3.0	162/220	08/01->06/03	VEN	BS-5628				
<b>PRIMASTAR Box [X83]</b> 								
2.0	88/120	02/03->	VEN	BS-5141				
dCi 100	74/100	09/02->	VEN	BS-5141				
dCi 115	84/114	09/08->	VEN	BS-5141				
dCi 120	84/114	09/06->	VEN	BS-5141				
dCi 140	99/135	07/03->	VEN	BS-5141				
dCi 150	107/145	09/06->	VEN	BS-5141				
dCi 80	60/82	09/02->	VEN	BS-5141				
dCi 90	66/90	09/06->	VEN	BS-5141				
<b>PRIMASTAR Bus [X83]</b> 								
2.0	88/120	03/01->	VEN	BS-5141				
dCi 100	74/101	03/01->	VEN	BS-5141	07/02->			
dCi 115	84/114	09/08->	VEN	BS-5141				
dCi 120	84/114	09/06->	VEN	BS-5141				
dCi 140	99/135	07/03->	VEN	BS-5141				
dCi 150	107/145	09/06->	VEN	BS-5141				
dCi 80	60/80	03/01->	VEN	BS-5141	07/02->			
dCi 90	66/90	09/06->	VEN	BS-5141				
<b>PRIMERA (P10)</b> 								
1.6	66/90	06/90->01/96	VEN	BS-5174	+ ABS	SOL	BS-5176	
			VEN	BS-5175	- ABS			
1.6	75/102	06/93->01/96	VEN	BS-5174	+ ABS	SOL	BS-5176	+ ABS
			VEN	BS-5175	- ABS			
2.0 16V	85/115	06/90->01/96	VEN	BS-5174		SOL	BS-5176	
2.0 16V 4x4	85/115	04/91->06/96	VEN	BS-5174		SOL	BS-5176	
2.0 D	55/75	01/91->01/96	VEN	BS-5175		SOL	BS-5176	
2.0 GT	110/150	06/90->01/96	VEN	BS-5174		SOL	BS-5176	
2.0 i	92/125	01/95->06/96	VEN	BS-5174		SOL	BS-5176	
<b>PRIMERA (P11)</b> 								
1.6 16V	78/106	06/96->12/01	VEN	BS-5174	->05/99	SOL	BS-5176	04/99->; ->05/99
			VEN	BS-5177	06/99->			SOL
1.6 16V	73/99	09/96->10/00	VEN	BS-5174	->05/99	SOL	BS-5176	04/99->; ->05/99
			VEN	BS-5177	06/99->			SOL
1.6 16V	66/90	09/96->12/01	VEN	BS-5174		SOL	BS-5176	04/98->

	kW/HP		Type			Type		
1.8 16V	84/114	08/99->12/01	VEN	BS-5177	+ ABS	SOL	BS-5675	+ ABS
						DRUM	BS-5027	
2.0 16V	103/140	08/99->12/01	VEN	BS-5177		SOL	BS-5675	
2.0 16V	96/131	09/96->12/01	VEN	BS-5174	->05/99	SOL	BS-5176	->05/99
2.0 16V	85/115	09/96->12/01	VEN	BS-5174	->05/99	SOL	BS-5176	->05/99
2.0 16V	110/150	09/96->12/01	VEN	BS-5177		SOL	BS-5176	->03/98
						SOL	BS-5675	04/98->
2.0 TD	66/90	09/96->12/01	VEN	BS-5174	->05/99; + ABS	SOL	BS-5176	04/98-; ->05/99; + ABS
			VEN	BS-5177	06/99->	SOL	BS-5675	06/99->
<b>PRIMERA (P12)</b> 								
1.6	80/109	01/02->	VEN	BS-5325		SOL	BS-5465	
1.6	78/106	03/02->	VEN	BS-5325		SOL	BS-5465	
1.8	85/115	03/02->	VEN	BS-5325		SOL	BS-5465	
1.9 dCi	88/120	04/03->	VEN	BS-5325		SOL	BS-5465	
1.9 dCi	85/116	08/02->	VEN	BS-5325		SOL	BS-5465	
2.0	103/140	03/02->	VEN	BS-5325		SOL	BS-5465	
2.2 dCi	102/139	04/03->	VEN	BS-5325		SOL	BS-5465	
2.2 Di	93/126	03/02->	VEN	BS-5325	->04/03	SOL	BS-5465	
<b>PRIMERA Estate (WP12)</b> 								
1.6 Visia	80/109	01/02->	VEN	BS-5325		SOL	BS-5465	
1.8	85/115	03/02->	VEN	BS-5325		SOL	BS-5465	
1.9 dCi	88/120	04/03->	VEN	BS-5325		SOL	BS-5465	
1.9 dCi	85/116	08/02->	VEN	BS-5325		SOL	BS-5465	
2.0	103/140	03/02->	VEN	BS-5325		SOL	BS-5465	
2.2 dCi	102/139	04/03->	VEN	BS-5325		SOL	BS-5465	
2.2 Di	93/126	03/02->	VEN	BS-5325	->04/03	SOL	BS-5465	
<b>PRIMERA Hatchback (P10)</b> 								
1.6	66/90	06/90->01/96	VEN	BS-5175		SOL	BS-5176	+ ABS
2.0 16V	85/116	06/90->01/96	VEN	BS-5174		SOL	BS-5176	
2.0 16V 4x4	85/115	04/91->06/96	VEN	BS-5174		SOL	BS-5176	
2.0 i	92/125	01/95->06/96	VEN	BS-5174		SOL	BS-5176	
<b>PRIMERA Hatchback (P11)</b> 								
1.6 16V	78/106	09/00->07/02	VEN	BS-5177	->12/01	SOL	BS-5675	->12/01
			VEN	BS-5325	01/02->			
1.6 16V	73/99	09/96->07/02	VEN	BS-5174	->05/99	SOL	BS-5176	04/99-; ->05/99
			VEN	BS-5177	06/99->	SOL	BS-5675	06/99->
1.6 16V	66/90	09/96->07/02	VEN	BS-5174		SOL	BS-5176	04/98->
						SOL	BS-5675	
1.8 16V	84/114	08/99->07/02	VEN	BS-5177		DRUM	BS-5027	

	kW/HP		Type			Type			
2.0 16V	103/140	08/99->07/02	VEN	BS-5177		SOL	BS-5675		
2.0 16V	96/131	09/96->07/02	VEN	BS-5174		SOL	BS-5176	->05/99	
2.0 16V	85/115	09/96->07/02	VEN	BS-5174	->05/99	SOL	BS-5176	->05/99	
2.0 16V	110/150	09/96->07/02	VEN	BS-5174	->05/99	SOL	BS-5176	->05/99	
2.0 TD	66/90	09/96->07/02	VEN	BS-5177	06/99->	SOL	BS-5675	06/99->	
<b>PRIMERA Hatchback (P12)</b> 									
1.6	78/106	07/02->	VEN	BS-5325		SOL	BS-5465		
1.6	80/109	07/02->	VEN	BS-5325		SOL	BS-5465		
1.8	85/115	07/02->	VEN	BS-5325		SOL	BS-5465		
1.9 dCi	88/120	04/03->	VEN	BS-5325		SOL	BS-5465		
1.9 dCi	85/116	08/02->	VEN	BS-5325		SOL	BS-5465		
2.0	103/140	07/02->	VEN	BS-5325		SOL	BS-5465		
2.2 dCi	102/139	04/03->	VEN	BS-5325		SOL	BS-5465		
2.2 Di	93/126	07/02->	VEN	BS-5325	->04/03	SOL	BS-5465		
<b>PRIMERA Traveller (W10)</b> 									
1.6 i	75/102	02/91->03/98	VEN	BS-5174	+ ABS	SOL	BS-5675	02/98->	
1.6 i	66/90	07/90->03/98	VEN	BS-5174					
2.0 D	55/75	07/90->12/95	VEN	BS-5174	+ ABS				
2.0 i	85/116	07/90->03/98	VEN	BS-5174					
<b>PRIMERA Traveller (WP11)</b> 									
1.6 16V	66/90	04/98->12/01	VEN	BS-5177		SOL	BS-5675		
1.6 16V	73/99	04/98->12/01	VEN	BS-5177		SOL	BS-5675		
1.8 16V	84/114	08/99->12/01	VEN	BS-5177		SOL	BS-5176	04/01->	
2.0 16V	96/131	04/98->12/01	VEN	BS-5177		SOL	BS-5675		
2.0 16V	85/115	06/96->12/01	VEN	BS-5177		SOL	BS-5675		
2.0 16V	103/140	08/99->12/01	VEN	BS-5177		SOL	BS-5675		
2.0 TD	66/90	04/98->12/01	VEN	BS-5177		SOL	BS-5675		
<b>QASHQAI (J11, J11_)</b> 									
1.2 DIG-T	85/115	11/13->	VEN	BS-5917					
1.5 dCi	81/110	11/13->	VEN	BS-5917					
1.6 dCi	96/131	11/13->	VEN	BS-5917					
1.6 dCi 4x4	96/131	11/13->	VEN	BS-5917					

	<b>kW/HP</b>		<b>Type</b>			<b>Type</b>		
<b>QASHQAI / QASHQAI +2 [J10, JJ10]</b> 								
1.5 dCi	78/106	02/07->	VEN	BS-5183		SOL	BS-5036	MD Qashqai+2
						SOL	BS-5449	
1.5 dCi	76/103	07/08->	VEN	BS-5183		SOL	BS-5036	
						SOL	BS-5449	
1.5 dCi	81/110	11/10->				SOL	BS-5036	
						SOL	BS-5449	
1.6	84/114	02/07->	VEN	BS-5183		SOL	BS-5036	MD Qashqai+2
						SOL	BS-5449	
1.6	86/117	11/10->				SOL	BS-5036	
						SOL	BS-5449	
1.6 dCi	96/130	10/11->	VEN	BS-5183	MD Qashqai	SOL	BS-5036	
			VEN	BS-5428	MD Qashqai+2	SOL	BS-5449	
1.6 dCi All-wheel Drive	96/130	10/11->	VEN	BS-5183	MD Qashqai	SOL	BS-5036	
			VEN	BS-5428	MD Qashqai+2	SOL	BS-5449	
2.0	104/141	02/07->				SOL	BS-5036	
						SOL	BS-5449	
2.0 All-wheel Drive	104/141	02/07->	VEN	BS-5183	MD Qashqai	SOL	BS-5036	MD Qashqai+2
			VEN	BS-5428	MD Qashqai+2	SOL	BS-5449	
2.0 dCi	110/150	02/07->	VEN	BS-5183	MD Qashqai	SOL	BS-5036	MD Qashqai+2
			VEN	BS-5428	MD Qashqai+2	SOL	BS-5449	
2.0 dCi All-wheel Drive	110/150	02/07->	VEN	BS-5183	MD Qashqai	SOL	BS-5036	MD Qashqai+2
			VEN	BS-5428	MD Qashqai+2	SOL	BS-5449	
<b>SENTRA VII [B17]</b> 								
1.6	86/117	08/14->	VEN	BS-5589				
<b>SERENA [C23M]</b> 								
1.6 16V	71/97	02/93->09/01	VEN	BS-5718	->08/00			
2.0 16V	93/126	11/92->09/01	VEN	BS-5718	->08/00			
2.0 D	49/67	11/92->09/01	VEN	BS-5718	->09/94			
2.3 D	55/75	01/95->09/01	VEN	BS-5718	->08/00			
<b>SERENA [C24]</b> 								
2.5 DCi SGX	110/150	06/99->09/05	VEN	BS-5628				
2.5 DCi SGX 4x4	110/150	06/99->09/05	VEN	BS-5628				
<b>SUNNY I Traveller [B11]</b> 								
1.5	55/75	03/82->10/86	VEN	BS-5704	06/86->			
<b>SUNNY II [N13]</b> 								
1.6 GTI 16V	81/110	02/87->10/88	VEN	BS-5704	07/87->			
1.6 i 4x4 [A]	54/73	06/86->10/90	VEN	BS-5704				
1.7 D	40/54	06/86->05/89	VEN	BS-5704				





kW/HP



Type



Type



## SUNNY II Coupe (B12)

1.6 GTI 16V	81/110	05/87->05/89	VEN	BS-5704	->09/88
-------------	--------	--------------	-----	---------	---------

## SUNNY II Hatchback (N13)

1.6 GTI 16V	81/110	06/87->05/89	VEN	BS-5704	->10/88
1.7 D	40/54	06/86->01/91	VEN	BS-5704	->09/90

## SUNNY II Traveller (B12)

1.6	62/84	06/86->10/88	VEN	BS-5704	
1.6 i	54/73	08/86->05/89	VEN	BS-5704	->09/88
1.6 i 12V	66/90	10/88->06/91	VEN	BS-5704	->09/90
1.6 i 4x4 (A)	54/73	06/86->05/89	VEN	BS-5704	
1.7 D	40/54	01/86->06/91	VEN	BS-5704	06/86->; ->09/90

## SUNNY III (N14)

1.4 i	55/75	10/90->05/95	VEN	BS-5704	+ ABS	DRUM	BS-5547
1.6 i	66/90	10/90->05/95	VEN	BS-5704		DRUM	BS-5547
1.6 i 16V	75/102	10/92->05/95	VEN	BS-5704	+ ABS	DRUM	BS-5547
1.6 i 16V 4WD	66/90	10/90->05/95	VEN	BS-5704	->09/92; + ABS		
2.0 D	55/75	10/90->05/95	VEN	BS-5704	+ ABS	DRUM	BS-5547

## SUNNY III Box (Y10)

1.6 i 16V	66/90	10/92->03/00	VEN	BS-5704	
1.7 D	40/54	11/90->03/00	VEN	BS-5704	11/91->; ->03/94

## SUNNY III Hatchback (N14)

1.4 i	55/75	10/90->05/95	VEN	BS-5704	+ ABS	DRUM	BS-5547
1.6 i	66/90	10/90->05/95	VEN	BS-5704		DRUM	BS-5547
2.0 D	55/75	10/90->05/95	VEN	BS-5704	+ ABS	DRUM	BS-5547
2.0 GTI 16V	105/143	10/90->05/95				SOL	BS-5171
2.0 GTI-R 4x4	162/220	10/90->05/95				SOL	BS-5171

## SUNNY III Liftback (N14)
















1.4 i	55/75	10/90->05/95	VEN	BS-5704	+ ABS	DRUM	BS-5547
1.6 i	66/90	10/90->05/95	VEN	BS-5704		DRUM	BS-5547
2.0 D	55/75	10/90->05/95	VEN	BS-5704	+ ABS	DRUM	BS-5547
2.0 i 16V	105/143	10/90->05/95	VEN	BS-5672		SOL	BS-5171













## SUNNY III Traveller (Y10)












1.6 i	66/90	06/91->03/00	VEN	BS-5704	
1.6 i 16V 4x4	75/102	10/92->03/00	VEN	BS-5704	
2.0 D	55/75	06/91->03/00	VEN	BS-5704	+ ABS

## TEANA I (J31)

2.0	103/140	10/03->06/08	VEN	BS-5500	
2.3	127/173	10/03->06/08	VEN	BS-5500	
3.5	170/231	10/03->06/08	VEN	BS-5500	

	<b>kW/HP</b>		<b>Type</b>			<b>Type</b>		
<b>TEANA II (J32)</b> 								
2.5	134/182	07/08->09/13	VEN	BS-5482				
3.5	183/249	07/08->09/13	VEN	BS-5482				
<b>TERRANO I (WD21)</b> 								
2.4 i 4WD	76/103	10/87->02/93	VEN	BS-5815				
2.7 TD 4WD	73/99	02/89->02/96	VEN	BS-5815		VEN	BS-5673	
3.0 i 4WD	109/148	01/90->12/95	VEN	BS-5815		VEN	BS-5673	
<b>TERRANO II (R20)</b> 								
2.4 4WD	85/116	05/96->01/02	VEN	BS-5815		DRUM	BS-5554	->07/99
2.4 4WD	87/118	05/96->09/07	VEN	BS-5815		DRUM	BS-5554	->07/99
2.4 i 12V 4WD	91/124	02/93->06/96	VEN	BS-5815		DRUM	BS-5554	
2.7 TD 4WD	74/101	02/93->01/02	VEN	BS-5815		DRUM	BS-5554	->06/96
2.7 TDi 4WD	92/125	05/96->09/07	VEN	BS-5815		DRUM	BS-5554	->12/97
3.0 Di 4WD	113/154	05/02->09/07	VEN	BS-5815	- ABS			
<b>TIIDA Hatchback (C11X)</b> 								
1.5 dCi	78/106	09/07->	VEN	BS-5259		SOL	BS-5468	
1.6	81/110	09/07->	VEN	BS-5259	->03/10; 04/10->	SOL	BS-5468	
1.8	93/126	09/07->	VEN	BS-5231		SOL	BS-5468	
			VEN	BS-5259				
<b>TIIDA Hatchback (C13)</b> 								
1.2 DIG-T	85/115	10/14->	VEN	BS-5589		SOL	BS-5449	
1.5 dCi	81/110	10/14->	VEN	BS-5589		SOL	BS-5449	
1.6 DIG-T	140/190	02/15->				SOL	BS-5449	
<b>TIIDA Saloon (SC11X)</b> 								
1.5 dCi	78/106	09/07->	VEN	BS-5259		SOL	BS-5468	
1.6	81/110	09/07->	VEN	BS-5259	->03/10; 04/10->	SOL	BS-5468	
1.8	93/126	09/07->	VEN	BS-5231		SOL	BS-5468	
			VEN	BS-5259				
<b>VANETTE CARGO Box (HC 23)</b> 								
1.6	75/102	09/94->05/01	VEN	BS-5718				
1.6 i	71/97	01/95->	VEN	BS-5718				
2.3 D	55/75	01/95->	VEN	BS-5718	->05/01			
<b>VANETTE CARGO Bus (HC 23)</b> 								
1.6	75/102	09/94->05/01	VEN	BS-5718				
1.6 i	72/98	01/96->	VEN	BS-5718	->05/01			
2.0 D	49/67	01/96->	VEN	BS-5718				
2.3 D	55/75	01/96->	VEN	BS-5718	->05/01			
<b>WINGROAD</b> 								
1.5	78/106	10/03->11/05	VEN	BS-5545				
1.8	90/122	10/03->11/05	VEN	BS-5545				

	kW/HP		Type			Type			
2.0	110/150	10/03->11/05	VEN	BS-5545					
<b>X-TRAIL [T30]</b> 									
2.0	103/140	07/01->01/13	VEN	BS-5325	->02/07	SOL	BS-5036	->02/07	
2.0 4x4	103/140	07/01->01/13	VEN	BS-5325	->02/07	SOL	BS-5036		
2.2 dCi	100/136	12/03->01/13	VEN	BS-5325	->02/07	SOL	BS-5036	->02/07	
2.2 dCi 4x4	100/136	12/03->01/13	VEN	BS-5325		SOL	BS-5036		
2.2 Di 4x4	84/114	07/01->10/05	VEN	BS-5325		SOL	BS-5036		
2.5 4x4	121/165	09/02->01/13	VEN	BS-5325	->02/07	SOL	BS-5036		
<b>X-TRAIL [T31]</b> 									
2.0	104/141	06/07->11/13	VEN	BS-5183		SOL	BS-5036		
2.0	103/140	06/08->11/13	VEN	BS-5183		SOL	BS-5036		
2.0 dCi	127/173	06/07->11/13	VEN	BS-5183		SOL	BS-5036		
2.0 dCi	110/150	06/07->11/13	VEN	BS-5183		SOL	BS-5036		
			VEN	BS-5325					
2.0 dCi FWD	110/150	06/07->11/13	VEN	BS-5183		SOL	BS-5036		
2.0 FWD	103/140	06/08->11/13	VEN	BS-5183		SOL	BS-5036		
2.5 4x4	124/169	06/07->11/13	VEN	BS-5183		SOL	BS-5036		
<b>X-TRAIL [T32_]</b> 									
2.0	106/144	09/14->				SOL	BS-5036		
<b>OPEL</b>									
<b>ADAM</b> 									
1.0	66/90	07/14->	SOL	BS-5000	Ø wheel 14` in; for POC JQ3/JQ4	DRUM	BS-5561	Ø wheel 14` in; for POC JQ4	
1.0	85/115	07/14->	SOL	BS-5000	Ø wheel 14` in; for POC JQ3/JQ4	DRUM	BS-5561	Ø wheel 14` in; for POC JQ4	
1.2	51/69	10/12->	SOL	BS-5000					
1.4	64/87	10/12->	SOL	BS-5000					
1.4	74/101	10/12->	SOL	BS-5000					
1.4 LPG	64/87	07/13->	SOL	BS-5000		DRUM	BS-5561	MD JQ4	
1.4 S	110/150	11/14->	SOL	BS-5000	for POC JQ3; for POC JQ4	DRUM	BS-5561	for POC JQ4	
			VEN	BS-5294	for POC J79				
<b>AGILA [A] (H00)</b> 									
1.0	44/60	08/03->12/07	VEN	BS-5655					
1.0 12V	43/58	09/00->12/07				DRUM	BS-5562	->07/02; - ABS	
1.2 16V	55/75	09/00->12/07	VEN	BS-5655	08/03->; ->07/04; ch.1->	DRUM	BS-5562	->07/02; - ABS	
1.2 16V Twinport	59/80	07/04->12/07	VEN	BS-5655	+ ABS				
1.3 CDTI	51/70	08/03->12/07	VEN	BS-5655					
<b>AGILA [B] (H08)</b> 									
1.0	48/65	04/08->	VEN	BS-5752					
1.0	50/68	07/11->	VEN	BS-5752					
1.0 LPG	48/65	01/10->	VEN	BS-5752					

	<b>kw/HP</b>		<b>Type</b>			<b>Type</b>		
1.2	63/86	04/08->	VEN	BS-5752				
1.2	69/94	11/10->	VEN	BS-5752				
1.2 LPG	63/86	04/08->	VEN	BS-5752				
1.3 CDTI	55/75	04/08->	VEN	BS-5752				
<b>AMPERA</b> 								
EV 150	111/151	11/11->	VEN	BS-5051		SOL	BS-5755	
<b>ANTARA</b> 								
2.0 CDTI	93/127	03/07->	VEN	BS-5268		VEN	BS-5269	
2.0 CDTI	110/150	05/06->	VEN	BS-5268		VEN	BS-5269	
2.0 CDTI	93/127	09/08->	VEN	BS-5268		VEN	BS-5269	
2.0 CDTI 4x4	110/150	05/06->	VEN	BS-5268		VEN	BS-5269	
2.2 CDTi	120/163	12/10->	VEN	BS-5268		VEN	BS-5269	
2.2 CDTi 4x4	120/163	12/10->	VEN	BS-5268		VEN	BS-5269	
2.2 CDTi 4x4	135/184	12/10->	VEN	BS-5268		VEN	BS-5269	
2.4	104/141	05/06->	VEN	BS-5268		VEN	BS-5269	
2.4	103/140	09/08->	VEN	BS-5268		VEN	BS-5269	
2.4	123/167	12/10->	VEN	BS-5268		VEN	BS-5269	
2.4 4x4	103/140	01/07->	VEN	BS-5268		VEN	BS-5269	
2.4 4x4	123/167	12/10->	VEN	BS-5268		VEN	BS-5269	
2.4 LPG	103/140	10/08->	VEN	BS-5268		VEN	BS-5269	
2.4 LPG 4x4	103/140	10/08->	VEN	BS-5268		VEN	BS-5269	
3.0	190/258	11/10->	VEN	BS-5268		VEN	BS-5269	
3.2 V6	167/227	03/07->	VEN	BS-5268		VEN	BS-5269	
<b>ASCONA A [81_, 86_, 87_, 88_] </b>								
1.2 S	44/60	04/72->08/75				DRUM	BS-5053	
1.6 N	44/60	03/75->08/75				DRUM	BS-5053	
1.6 N	50/68	10/70->02/75				DRUM	BS-5053	
1.6 S	55/75	03/75->08/75				DRUM	BS-5053	
<b>ASCONA A Voyage [84_, 89_] </b>								
1.6 N	44/60	03/75->08/75				DRUM	BS-5053	
1.6 N	50/68	10/70->02/75				DRUM	BS-5053	
1.6 S	55/75	03/75->08/75				DRUM	BS-5053	
<b>ASCONA B [81_, 86_, 87_, 88_] </b>								
1.2	40/55	08/76->02/79				DRUM	BS-5053	->08/78
1.2 S	44/60	09/75->02/79				DRUM	BS-5053	->08/78
1.3 N	44/60	03/79->08/81				DRUM	BS-5053	
1.6 N	44/60	09/75->08/81				DRUM	BS-5053	MT
1.6 S	55/75	09/75->08/81				DRUM	BS-5053	MT
2.0 E	81/110	08/79->08/81	VEN	BS-5034				




kW/HP




Type



Type

ASCONA C [81\_, 86\_, 87\_, 88\_] 







1.3 N	44/60	09/81->08/86	SOL	BS-5033		DRUM	BS-5053
1.3 S	55/75	09/81->08/88	SOL	BS-5033		DRUM	BS-5053
1.6	55/75	09/81->09/87	SOL	BS-5033		DRUM	BS-5053
1.6	60/82	09/86->08/88	SOL	BS-5033		DRUM	BS-5053
1.6 D	40/54	03/82->08/88	SOL	BS-5033		DRUM	BS-5053
1.6 i	55/75	09/87->08/88	SOL	BS-5033		DRUM	BS-5053
1.6 i CAT	55/75	09/86->08/88	SOL	BS-5033		DRUM	BS-5053
1.6 S	66/90	09/81->08/86	SOL	BS-5033		DRUM	BS-5053
1.8	62/84	09/87->08/88	VEN	BS-5034		DRUM	BS-5053
1.8 E	74/100	01/85->08/86	SOL	BS-5033		DRUM	BS-5053
			VEN	BS-5034			
1.8 i	85/115	09/82->08/86	VEN	BS-5034		DRUM	BS-5053
2.0 i	74/100	08/87->08/88	VEN	BS-5034		DRUM	BS-5053
2.0 i	85/115	09/86->08/88	VEN	BS-5034		DRUM	BS-5053
2.0 i CAT	85/116	09/86->08/88	VEN	BS-5034		DRUM	BS-5053
2.0 i GT	95/130	03/87->08/88	VEN	BS-5035		DRUM	BS-5053












ASCONA C Hatchback [84\_, 89\_] 







1.3 N	44/60	09/81->08/86	SOL	BS-5033		DRUM	BS-5053
1.3 S	55/75	09/81->08/88	SOL	BS-5033		DRUM	BS-5053
1.6	55/75	09/81->08/88	SOL	BS-5033		DRUM	BS-5053
1.6	60/82	09/86->08/88	SOL	BS-5033		DRUM	BS-5053
1.6 D	40/54	03/82->08/88	SOL	BS-5033		DRUM	BS-5053
1.6 i	55/75	09/87->08/88	SOL	BS-5033		DRUM	BS-5053
1.6 i CAT	55/75	09/86->08/88	SOL	BS-5033		DRUM	BS-5053
1.6 S	66/90	09/81->08/86	SOL	BS-5033		DRUM	BS-5053
1.8	62/84	09/87->08/88	VEN	BS-5034		DRUM	BS-5053
1.8 E	74/100	01/85->08/86	SOL	BS-5033		DRUM	BS-5053
			VEN	BS-5034			
1.8 i	85/115	09/82->08/86	VEN	BS-5034		DRUM	BS-5053
2.0 i	85/115	09/86->08/88	VEN	BS-5034		DRUM	BS-5053
2.0 i CAT	85/116	09/86->08/88	VEN	BS-5034		DRUM	BS-5053
2.0 i GT	95/130	03/87->08/88	VEN	BS-5035		DRUM	BS-5053

ASTRA F [56\_, 57\_] 








1.4	55/75	09/91->09/93	SOL	BS-5033	- H/D	DRUM	BS-5053
			VEN	BS-5035	+ H/D		
1.4	60/82	09/92->09/98	SOL	BS-5033	->ch.T5000073; - sport susp.	DRUM	BS-5053
			VEN	BS-5034	ch.T5000074->; - sport susp.		
			VEN	BS-5035	+ sport susp.		










	kw/HP		Type			Type		
1.4 i	44/60	09/91->09/98	SOL	BS-5033	- H/D	DRUM	BS-5056	->02/98
			VEN	BS-5035	+ H/D			
1.4 i 16V	66/90	02/96->09/98	VEN	BS-5034	- H/D; ->02/98	DRUM	BS-5056	->02/98
			VEN	BS-5035	+ H/D; ->02/98			
1.4 Si	60/82	03/92->09/98	SOL	BS-5033	->ch.T5000073; - H/D	DRUM	BS-5053	09/92->
			VEN	BS-5034	ch.T5000074->; - H/D			
			VEN	BS-5035	+ H/D			
1.6	55/75	09/95->09/98	SOL	BS-5033	->ch.T5000073	DRUM	BS-5053	
			VEN	BS-5034	ch.T5000074->			
1.6 i	55/75	03/92->09/98	SOL	BS-5033	->ch.T5000073; engine C16NZ; engine X16SZR	DRUM	BS-5053	09/92->
			VEN	BS-5034	ch.T5000074->; engine C16NZ; engine X16SZR			
			VEN	BS-5035	engine 16NZR			
1.6 i	52/71	05/93->07/96	SOL	BS-5033	MT	DRUM	BS-5053	09/94->; AT
			VEN	BS-5034	AT			
			VEN	BS-5035	09/94->; MT			
1.6 i 16V	74/100	08/94->09/98	VEN	BS-5035		SOL	BS-5847	+ ABS
						DRUM	BS-5053	- ABS
1.6 Si	74/100	05/92->12/94	VEN	BS-5034	->08/94	DRUM	BS-5053	->08/94
1.7 D	42/57	03/92->09/92	VEN	BS-5034	- sport susp.	DRUM	BS-5053	
			VEN	BS-5035	+ sport susp.			
1.7 D	44/60	07/92->09/98	VEN	BS-5034	- H/D	SOL	BS-5847	
						DRUM	BS-5053	
			VEN	BS-5035	+ H/D	DRUM	BS-5056	
1.7 TD	50/68	11/94->09/98	VEN	BS-5034	- sport susp.	DRUM	BS-5053	->08/95
			VEN	BS-5035	+ sport susp.			
1.7 TDS	60/82	03/92->09/98	VEN	BS-5034	+ sport susp.	DRUM	BS-5053	
			VEN	BS-5035	- sport susp.			
1.8 i	66/90	03/92->09/98	VEN	BS-5063	->08/94	DRUM	BS-5053	->08/94
1.8 i 16V	92/125	06/93->10/94	VEN	BS-5035		SOL	BS-5847	
1.8 i 16V	85/116	09/95->08/97	VEN	BS-5035		SOL	BS-5847	
						DRUM	BS-5053	
1.8 i 16V	82/112	09/95->09/96				SOL	BS-5847	
						DRUM	BS-5053	
1.8 i 16V	85/116	11/94->09/98	VEN	BS-5035	->02/98	SOL	BS-5847	->02/98
						DRUM	BS-5053	
2.0 i	85/115	03/92->09/98	VEN	BS-5035		SOL	BS-5847	+ ABS
						DRUM	BS-5053	->08/94







	kW/HP		Type			Type			
2.0 i 16V	100/136	02/95->09/98	VEN	BS-5035	->02/98	SOL	BS-5847	->02/98	
<b>ASTRA F CLASSIC Estate</b> 									
1.4 i	44/60	01/98->01/05	SOL	BS-5033	->08/02	DRUM	BS-5053	->08/02	
						DRUM	BS-5169		
1.6 i	55/75	01/98->01/05	VEN	BS-5034	->08/02	SOL	BS-5101		
						DRUM	BS-5053	->08/02	
						DRUM	BS-5169		
1.6 i 16V	74/101	01/98->01/05	VEN	BS-5035	->08/02	SOL	BS-5101		
						DRUM	BS-5053	->08/02	
						DRUM	BS-5169		
<b>ASTRA F CLASSIC Hatchback</b> 									
1.4 i	44/60	01/98->08/02	SOL	BS-5033		SOL	BS-5101		
						DRUM	BS-5053		
						DRUM	BS-5056	->02/98	
1.6 i	55/75	01/98->08/02	SOL	BS-5033	->08/00; MT	SOL	BS-5101		
			VEN	BS-5034		DRUM	BS-5053		
						DRUM	BS-5056	->08/00; MT	
1.6 i 16V	74/101	01/98->08/02	VEN	BS-5035		DRUM	BS-5053		
<b>ASTRA F CLASSIC Saloon</b> 									
1.4 i	44/60	01/98->08/02	SOL	BS-5033	->02/98	DRUM	BS-5053		
						DRUM	BS-5056	->02/98	
1.6 i	55/75	01/98->08/02	VEN	BS-5034		DRUM	BS-5053		
1.6 i 16V	74/101	01/98->08/02	VEN	BS-5035		DRUM	BS-5053		
<b>ASTRA F Convertible (53_B)</b> 									
1.4 i 16V	66/90	01/96->03/01	VEN	BS-5034	- H/D	DRUM	BS-5056	09/96->	
			VEN	BS-5035	+ H/D				
1.4 Si	60/82	05/93->03/01	VEN	BS-5034		DRUM	BS-5056	->08/96	
1.6 i	55/75	01/96->03/01	VEN	BS-5034		DRUM	BS-5053		
1.6 i	52/71	03/93->08/96	VEN	BS-5034	09/95->	DRUM	BS-5053	09/94->	
1.8 i 16V	85/116	11/94->03/01	VEN	BS-5035		SOL	BS-5847		
2.0 i	85/115	03/93->10/94	VEN	BS-5035		DRUM	BS-5053		
<b>ASTRA F Estate (51_, 52_)</b> 									
1.4	55/75	09/91->09/93	SOL	BS-5033	- H/D	DRUM	BS-5053		
			VEN	BS-5035	+ H/D	DRUM	BS-5169	ch.T2500001->	
1.4	60/82	09/92->01/98	SOL	BS-5033		DRUM	BS-5053	09/94->; ->08/95	
			VEN	BS-5034		DRUM	BS-5056	->08/94	
						DRUM	BS-5169	ch.T2500001->	
1.4 i	44/60	09/91->01/98	SOL	BS-5033	- H/D	DRUM	BS-5053	->08/95	
			VEN	BS-5035	+ H/D	DRUM	BS-5169	ch.T2500001->	

	<b>kW/HP</b>		<b>Type</b>			<b>Type</b>		
1.4 i 16V	66/90	02/96->01/98	VEN	BS-5034	- sport susp.	DRUM	BS-5169	ch.T2500001->
			VEN	BS-5035	+ sport susp.			
1.4 Si	60/82	03/92->01/98	SOL	BS-5033	->08/95	DRUM	BS-5053	09/94-> ->08/95
						DRUM	BS-5056	->08/94
			VEN	BS-5034		DRUM	BS-5169	ch.T2500001->
1.6	55/75	09/95->01/98	VEN	BS-5034	engine 16LZ2/16NZ2/16NZR	DRUM	BS-5053	engine C16NZ
			VEN	BS-5035	engine 16NZ2/16NZR	DRUM	BS-5169	ch.T2500001->
						SOL	BS-5847	
1.6 i	52/71	05/93->07/96	VEN	BS-5034		DRUM	BS-5053	->07/95; ->ch.S2999999; ->ch.S5999999; ->ch.S6999999; ->ch.S8999999; ->ch.SP999999; ->ch.P4999999; ->ch.SS; ->ch.SE
						DRUM	BS-5169	ch.T2500001->
1.6 i	55/75	09/91->01/98	VEN	BS-5034	engine C16NZ; engine X16SZR; engine 16LZ2	DRUM	BS-5053	engine C16NZ
			VEN	BS-5035	engine X16SZ; engine 16NZ2	DRUM	BS-5169	ch.T2500001->
1.6 i 16V	74/100	08/94->01/98	VEN	BS-5035		SOL	BS-5847	+ ABS
						DRUM	BS-5169	ch.T2500001->
1.6 Si	74/100	03/92->12/94	VEN	BS-5034	->08/94	DRUM	BS-5053	->08/94
						DRUM	BS-5169	ch.T2500001->
1.7 D	44/60	07/92->01/98	VEN	BS-5034	- H/D	SOL	BS-5847	
						DRUM	BS-5053	
						DRUM	BS-5056	
1.7 D	42/57	12/91->09/92	VEN	BS-5034		DRUM	BS-5169	ch.T2500001->
						DRUM	BS-5053	
1.7 TD	50/68	11/94->01/98	VEN	BS-5034	- H/D	DRUM	BS-5053	->08/95
			VEN	BS-5035	+ H/D	DRUM	BS-5169	ch.T2500001->
1.7 TDS	60/82	12/91->01/98	VEN	BS-5034	- H/D	DRUM	BS-5053	
			VEN	BS-5035	+ H/D	DRUM	BS-5169	ch.T2500001->
1.8 i	66/90	09/91->01/98	VEN	BS-5063		DRUM	BS-5053	
						DRUM	BS-5169	ch.T2500001->
1.8 i 16V	92/125	06/93->01/98	VEN	BS-5035		SOL	BS-5847	
						DRUM	BS-5053	->08/94
1.8 i 16V	85/116	07/94->01/98	VEN	BS-5035		SOL	BS-5847	
						DRUM	BS-5056	
						DRUM	BS-5169	ch.T2500001->
2.0 i	85/115	09/91->07/94	VEN	BS-5035		SOL	BS-5847	+ ABS
						DRUM	BS-5053	
2.0 i 16V	100/136	02/95->01/98	VEN	BS-5035		DRUM	BS-5169	ch.T2500001->
						SOL	BS-5847	



	<b>kW/HP</b>		<b>Type</b>			<b>Type</b>				
2.0 i 16V	110/150	03/93->01/98	VEN	BS-5035		SOL	BS-5847			
<b>ASTRA F Hatchback (53_, 54_, 58_, 59_) </b>										
1.4	55/75	09/91->09/93	SOL	BS-5033	- H/D	DRUM	BS-5053			
			VEN	BS-5035	+ H/D					
1.4	60/82	09/92->01/98	SOL	BS-5033	- ABS; MT	DRUM	BS-5053			
			VEN	BS-5034	- ABS; AT					
			VEN	BS-5035	+ ABS					
1.4 i	44/60	03/92->01/98	SOL	BS-5033	- H/D	DRUM	BS-5056			
			VEN	BS-5035	+ H/D					
1.4 i 16V	66/90	01/96->01/98	VEN	BS-5034	- H/D	DRUM	BS-5056			
			VEN	BS-5035	+ H/D					
1.4 Si	60/82	03/92->01/98	SOL	BS-5033		DRUM	BS-5053	09/92->		
			VEN	BS-5034	->08/94; AT			DRUM	BS-5056	->08/92
			VEN	BS-5035	09/92->; ->08/94; + ABS					
1.6	55/75	09/95->01/98	SOL	BS-5033	->ch.T5000073	DRUM	BS-5053	AT		
			VEN	BS-5034	ch.T5000074->			DRUM	BS-5056	MT
			VEN	BS-5035						
1.6 i	52/71	05/93->07/96	SOL	BS-5033	->ch.T5000073	DRUM	BS-5053	AT		
			VEN	BS-5034				DRUM	BS-5056	MT
1.6 i	55/75	09/91->01/98	SOL	BS-5033	->ch.T5000074; ->08/95	DRUM	BS-5053	AT		
			VEN	BS-5034	ch.T5000074->; 09/95->			DRUM	BS-5056	MT
			VEN	BS-5035						
1.6 i 16V	74/100	08/94->01/98	VEN	BS-5035		SOL	BS-5847	+ ABS		
						DRUM	BS-5053	- ABS		
1.6 Si	74/100	03/92->12/94	VEN	BS-5034		DRUM	BS-5053			
						SOL	BS-5847			
1.7 D	44/60	07/92->01/98	VEN	BS-5034	- H/D	DRUM	BS-5053			
			VEN	BS-5035	+ H/D	DRUM	BS-5056			
1.7 D	42/57	12/91->09/92	VEN	BS-5034	- H/D	DRUM	BS-5053			
			VEN	BS-5035	+ H/D					
1.7 TD	50/68	11/94->01/98	VEN	BS-5034	- H/D	DRUM	BS-5053	->08/95		
			VEN	BS-5035	+ H/D					
1.7 TDS	60/82	12/91->01/98	VEN	BS-5034		DRUM	BS-5053			
			VEN	BS-5035	09/93->					
1.8 i	66/90	09/91->01/98	VEN	BS-5063	->08/94	DRUM	BS-5053	->08/94		
1.8 i 16V	92/125	06/93->08/94	VEN	BS-5035		SOL	BS-5847			
1.8 i 16V	85/116	09/94->01/98	VEN	BS-5035		SOL	BS-5847			
						DRUM	BS-5053			

	kW/HP		Type			Type			
2.0 GSI 16V	110/150	09/91->01/98	VEN	BS-5035		SOL	BS-5847		
						SOL	BS-5847	->08/94	
2.0 i	85/115	09/91->01/98	VEN	BS-5035	->08/94	DRUM	BS-5053	->08/94	
2.0 i 16V	100/136	02/95->01/98	VEN	BS-5035		SOL	BS-5847		
<b>ASTRA F Van [55_] </b>									
1.4 i	44/60	10/91->01/99		SOL BS-5033	09/94->; ->02/98	DRUM	BS-5053	->02/98	
				VEN BS-5034	->08/94	DRUM	BS-5169	ch.T2500001->; ->09/98	
1.6 i	52/71	02/93->07/96	VEN	BS-5034		DRUM	BS-5053	->08/95	
						DRUM	BS-5169	ch.T2500001->	
1.6 i	55/75	10/91->04/93	VEN	BS-5034		DRUM	BS-5053		
						DRUM	BS-5169	ch.T2500001->	
1.6 i 16V	74/100	08/94->03/98	VEN	BS-5035		DRUM	BS-5053	->12/95; ->ch.S2999999; ->ch.S5999999; ->ch.S6999999; ->ch.S8999999; ->ch.SP999999; ->ch.SS; ->ch.SE	
						DRUM	BS-5053	->02/98	
1.7 D	44/60	07/92->01/99	VEN	BS-5034	->02/98	DRUM	BS-5169	ch.T2500001->; ->09/98	
1.7 D	42/57	12/91->09/92		VEN BS-5034	- sport susp.	DRUM	BS-5053		
				VEN BS-5035	+ sport susp.	DRUM	BS-5169	ch.T2500001->	
1.7 TD	60/82	03/95->02/98	VEN	BS-5034		DRUM	BS-5169	ch.T2500001->	
1.7 TD	50/68	08/94->01/99	VEN	BS-5034	->02/98	DRUM	BS-5053	->02/98	
						DRUM	BS-5169	ch.T2500001->; ->09/98	
<b>ASTRA G Box [F70] </b>									
1.6	55/75	01/99->09/00	VEN	BS-5100	+ ABS	SOL	BS-5101	+ ABS	
						DRUM	BS-5169		
						DRUM	BS-5529	08/99->	
1.6	62/84	09/00->04/05	VEN	BS-5100	AT; + ABS	SOL	BS-5101	AT; + ABS	
						DRUM	BS-5169		
						DRUM	BS-5529	08/03->	
1.7 DTI 16V	55/75	02/00->04/05	VEN	BS-5100	12/00->	SOL	BS-5101	12/00->	
						DRUM	BS-5169		
						DRUM	BS-5529	08/01->	
1.7 TD	50/68	01/99->04/05	VEN	BS-5100	->08/00; + ABS	SOL	BS-5101	->08/00; + ABS	
						DRUM	BS-5169		
2.0 DI	60/82	01/99->04/05		VEN BS-5100	->08/00	SOL	BS-5101	->08/00	
				VEN BS-5247	->08/00; + ABS	SOL	BS-5246	+ ABS	
						DRUM	BS-5529	08/01->	
<b>ASTRA G Convertible [F67] </b>									
1.6	76/103	01/03->10/05	VEN	BS-5100		SOL	BS-5101		
1.6 16V	74/101	03/01->10/05	VEN	BS-5100	->01/04	SOL	BS-5101	->01/04	







	<b>kW/HP</b>		<b>Type</b>			<b>Type</b>		
1.8 16V	92/125	03/01->10/05	VEN	BS-5100	- ABS	SOL	BS-5101	- ABS
						SOL	BS-5246	+ ABS
			VEN	BS-5247	+ ABS	DRUM	BS-5529	08/01->
2.0 16V Turbo	147/200	11/02->10/05	VEN	BS-5294		SOL	BS-5246	
2.0 OPC	141/192	03/02->10/05	VEN	BS-5294		SOL	BS-5246	
						DRUM	BS-5529	
2.2 16V	108/147	03/01->10/05	VEN	BS-5247		SOL	BS-5246	
						DRUM	BS-5529	08/01->
2.2 DTI	92/125	09/02->10/05	VEN	BS-5247		SOL	BS-5246	
						DRUM	BS-5529	03/03->








### ASTRA G Coupe (F07\_)








1.6 16V	74/101	03/00->05/05	VEN	BS-5100		SOL	BS-5101	
						DRUM	BS-5169	
1.6 16V	76/103	03/00->05/05	VEN	BS-5100		SOL	BS-5101	
						DRUM	BS-5169	
1.8 16V	85/116	03/00->10/00	VEN	BS-5100	- ABS	SOL	BS-5101	- ABS
						SOL	BS-5246	+ ABS
1.8 16V	92/125	09/00->05/05	VEN	BS-5100	- ABS	SOL	BS-5101	- ABS
						SOL	BS-5246	+ ABS
			VEN	BS-5247	+ ABS	DRUM	BS-5529	08/01->
2.0 16V Turbo	141/192	08/01->05/05	VEN	BS-5294		SOL	BS-5246	
2.0 16V Turbo	140/190	09/00->08/01	VEN	BS-5294		SOL	BS-5246	
2.0 16V Turbo	147/200	11/02->05/05	VEN	BS-5294		SOL	BS-5246	
2.2 16V	108/147	09/00->05/05	VEN	BS-5247		DRUM	BS-5529	08/01->
2.2 DTI	92/125	09/02->05/05	VEN	BS-5247		DRUM	BS-5529	03/03->







### ASTRA G Estate (F35\_)








1.2 16V	48/65	02/98->09/00	VEN	BS-5100	+ ABS	SOL	BS-5101	+ ABS			
						DRUM	BS-5169	04/98->			
									DRUM	BS-5529	08/99->
1.2 16V	55/75	09/00->07/04	VEN	BS-5100	+ ABS		SOL	BS-5101	+ ABS		
									DRUM	BS-5169	
									DRUM	BS-5529	
1.4	66/90	10/04->12/09	VEN	BS-5100			SOL	BS-5101			
									DRUM	BS-5169	09/07->
									DRUM	BS-5529	

	kW/HP		Type			Type		
1.4 16V	66/90	06/98->07/04	VEN	BS-5100	+ ABS	SOL	BS-5101	+ ABS
						DRUM	BS-5169	
						DRUM	BS-5529	08/01->
1.6	55/75	02/98->09/00	VEN	BS-5100		SOL	BS-5101	+ ABS
						DRUM	BS-5169	04/98->
						DRUM	BS-5529	08/99->
1.6	62/84	09/00->07/04	VEN	BS-5100		SOL	BS-5101	
						DRUM	BS-5169	
						DRUM	BS-5529	08/03->
1.6	76/103	12/02->07/09	VEN	BS-5100	02/04->	SOL	BS-5101	02/04->
						DRUM	BS-5169	
						DRUM	BS-5529	08/03->
1.6 16V	74/101	02/98->07/04	VEN	BS-5100		SOL	BS-5101	
						DRUM	BS-5169	04/98->
						DRUM	BS-5529	08/03->
1.6 CNG	71/97	03/03->07/04	VEN	BS-5247		SOL	BS-5246	
						DRUM	BS-5169	
						DRUM	BS-5529	
1.7 CDTI	59/80	04/03->07/09	VEN	BS-5100		SOL	BS-5101	
						SOL	BS-5246	
			VEN	BS-5247		DRUM	BS-5529	
1.7 DTI 16V	55/75	02/00->07/04	VEN	BS-5100		SOL	BS-5101	+ ABS
						DRUM	BS-5169	
						DRUM	BS-5529	08/01->
1.7 TD	50/68	02/98->08/00	VEN	BS-5100		SOL	BS-5101	+ ABS
						DRUM	BS-5169	04/98->
1.8 16V	85/116	02/98->09/00	VEN	BS-5100	- ABS	SOL	BS-5101	- ABS
			VEN	BS-5247	+ ABS	SOL	BS-5246	+ ABS
1.8 16V	92/125	09/00->07/04	VEN	BS-5100	- ABS	SOL	BS-5101	- ABS
			VEN	BS-5247	+ ABS	SOL	BS-5246	+ ABS
						DRUM	BS-5529	08/01->
2.0 16V	100/136	02/98->07/04	VEN	BS-5247	->08/00	SOL	BS-5246	->08/00
2.0 DI	60/82	02/98->07/04	VEN	BS-5100	- ABS; ->09/02	SOL	BS-5101	->09/02; - ABS
			VEN	BS-5247	+ ABS	SOL	BS-5246	+ ABS
						DRUM	BS-5529	08/01->
2.0 DTI 16V	74/101	08/99->07/04	VEN	BS-5100	->05/01; - ABS	SOL	BS-5101	->05/01
			VEN	BS-5247	06/01->; + ABS	SOL	BS-5246	06/01->; + ABS
						DRUM	BS-5529	08/01->








	kW/HP		Type			Type			
2.0 OPC	141/192	09/02->07/04	VEN	BS-5294		SOL	BS-5246		
						DRUM	BS-5529	03/03->	
2.0 OPC	147/200	11/02->07/04	VEN	BS-5294		SOL	BS-5246		
						DRUM	BS-5529		
2.2 16V	108/147	03/01->07/04	VEN	BS-5247		SOL	BS-5246		
						DRUM	BS-5529	08/01->	
2.2 DTI	86/117	09/02->07/04	VEN	BS-5247		SOL	BS-5246		
						DRUM	BS-5529		
2.2 DTI	92/125	09/02->07/04	VEN	BS-5247		SOL	BS-5246		
						DRUM	BS-5529		
<b>ASTRA G Hatchback [F48_, F08_] </b>									
1.2 16V	48/65	02/98->09/00	VEN	BS-5100	+ ABS	SOL	BS-5101	+ ABS	
						DRUM	BS-5053	- ABS	
1.2 16V	55/75	09/00->01/05	VEN	BS-5100	+ ABS	SOL	BS-5101	+ ABS	
						DRUM	BS-5053	->03/04	
1.4	66/90	09/07->12/09	VEN	BS-5100		SOL	BS-5101		
						DRUM	BS-5169		
						DRUM	BS-5529		
1.4 16V	66/90	02/98->01/05	VEN	BS-5100		SOL	BS-5101		
						DRUM	BS-5169	04/98->	
						DRUM	BS-5529	08/01->	
1.6	55/75	02/98->09/00	VEN	BS-5100		SOL	BS-5101		
						DRUM	BS-5169	04/98->	
						DRUM	BS-5529	08/99->	
1.6	62/84	09/00->01/05	VEN	BS-5100		SOL	BS-5101		
						DRUM	BS-5169		
						DRUM	BS-5529	08/03->	
1.6	76/103	12/02->12/09	VEN	BS-5100		SOL	BS-5101		
						DRUM	BS-5169		
						DRUM	BS-5529	08/03->	
1.6 16V	74/101	02/98->01/05	VEN	BS-5100		SOL	BS-5101		
						DRUM	BS-5169	04/98->	
						DRUM	BS-5529	08/03->	
1.7 CDTI	59/80	04/03->12/09	VEN	BS-5100		SOL	BS-5101		
						SOL	BS-5246		
						DRUM	BS-5529		








	<b>kW/HP</b>		<b>Type</b>			<b>Type</b>		
						SOL	BS-5101	
1.7 DTI 16V	55/75	02/00->01/05	VEN	BS-5100		DRUM	BS-5169	
						DRUM	BS-5529	08/01->
1.7 TD	50/68	02/98->08/00	VEN	BS-5100 + ABS		SOL	BS-5101 + ABS	
						DRUM	BS-5169	04/98->
1.8 16V	85/116	02/98->09/00	VEN	BS-5100 - ABS		SOL	BS-5101 - ABS	
			VEN	BS-5247 + ABS		SOL	BS-5246 + ABS	
1.8 16V	92/125	09/00->01/05	VEN	BS-5100 - ABS		SOL	BS-5101 - ABS	
			VEN	BS-5247 + ABS		SOL	BS-5246 + ABS	
						DRUM	BS-5529	08/01->
2.0 16V	100/136	02/98->01/05	VEN	BS-5247 ->08/00		SOL	BS-5246 ->08/00	
2.0 16V OPC	118/160	11/99->09/02	VEN	BS-5294		SOL	BS-5246	
2.0 DI	60/82	02/98->01/05	VEN	BS-5100 - ABS		SOL	BS-5101 - ABS	
			VEN	BS-5247 + ABS		SOL	BS-5246 + ABS	
						DRUM	BS-5529	08/01->
2.0 DTI 16V	74/101	08/99->01/05	VEN	BS-5100 ->05/01		SOL	BS-5101 ->05/01	
			VEN	BS-5247 06/01->		SOL	BS-5246 06/01->	
						DRUM	BS-5529	08/01->
2.0 OPC	141/192	09/02->01/05	VEN	BS-5294		SOL	BS-5246 ->07/04	
						DRUM	BS-5529	
2.0 OPC	147/200	11/02->01/05	VEN	BS-5294		SOL	BS-5246 ->07/04	
						DRUM	BS-5529	
2.2 16V	108/147	06/00->01/05	VEN	BS-5247		SOL	BS-5246	
						DRUM	BS-5529	08/01->
2.2 DTI	86/117	09/02->01/05	VEN	BS-5247		SOL	BS-5246	
						DRUM	BS-5529	
2.2 DTI	92/125	09/02->01/05	VEN	BS-5247		SOL	BS-5246	
						DRUM	BS-5529	
<b>ASTRA G Saloon [F69_]</b> 								
1.2 16V	55/75	09/00->01/05	VEN	BS-5100 + ABS		SOL	BS-5101 + ABS	
						DRUM	BS-5053	
1.2 16V	48/65	09/98->09/00	VEN	BS-5100 + ABS		SOL	BS-5101 + ABS	
						DRUM	BS-5053 - ABS	
1.4	66/90	09/07->12/09	VEN	BS-5100		SOL	BS-5101	
						DRUM	BS-5169	
						DRUM	BS-5529	








	kW/HP		Type			Type		
1.4 16V	66/90	09/98->01/05	VEN	BS-5100		SOL	BS-5101 + ABS	
						DRUM	BS-5169	
						DRUM	BS-5529 08/01->	
1.6	62/84	09/00->01/05	VEN	BS-5100		SOL	BS-5101	
						DRUM	BS-5169	
						DRUM	BS-5529 08/03->	
1.6	55/75	09/98->09/00	VEN	BS-5100		SOL	BS-5101 + ABS	
						DRUM	BS-5169	
						DRUM	BS-5529 08/99->	
1.6	76/103	12/02->12/09	VEN	BS-5100		SOL	BS-5101	
						DRUM	BS-5169	
						DRUM	BS-5529 08/03->	
1.6 16V	74/101	09/98->01/05	VEN	BS-5100		SOL	BS-5101	
						DRUM	BS-5169	
						DRUM	BS-5529 08/03->	
1.7 CDTI	59/80	04/03->12/09	VEN	BS-5100		SOL	BS-5101	
						DRUM	BS-5529	
1.7 DTI 16V	55/75	02/00->01/05	VEN	BS-5100	->06/03	SOL	BS-5101 ->06/03	
						DRUM	BS-5169	
						DRUM	BS-5529 08/01->	
1.7 TD	50/68	09/98->08/00	VEN	BS-5100		SOL	BS-5101 + ABS	
						DRUM	BS-5169	
1.8 16V	92/125	06/00->01/05	VEN	BS-5100	- ABS	SOL	BS-5101 - ABS	
						SOL	BS-5246 + ABS	
						DRUM	BS-5529 08/01->	
1.8 16V	85/116	09/98->09/00	VEN	BS-5100	- ABS	SOL	BS-5101 - ABS	
						SOL	BS-5246 + ABS	
2.0 16V	100/136	09/98->01/05	VEN	BS-5247		SOL	BS-5246	
2.0 DI	60/82	09/98->01/05	VEN	BS-5100	- ABS	SOL	BS-5101 - ABS	
						SOL	BS-5246 + ABS	
						DRUM	BS-5529 08/01->	
2.0 DTI 16V	74/101	08/99->01/05	VEN	BS-5100	09/00->; ->05/01	SOL	BS-5101 09/00->; ->05/01	
						SOL	BS-5246 06/01->	
						DRUM	BS-5529 08/01->	
2.2 16V	108/147	03/01->01/05	VEN	BS-5247		SOL	BS-5246	
						DRUM	BS-5529 08/01->	
2.2 DTI	86/117	09/02->01/05	VEN	BS-5247		SOL	BS-5246	
						DRUM	BS-5529	








	kW/HP		Type			Type		
2.2 DTI	92/125	09/02->01/05	VEN	BS-5247		SOL	BS-5246	
						DRUM	BS-5529	
<b>ASTRA GTC J</b> 								
			VEN	BS-5049	Brake System: POC J17	SOL	BS-5052	for POC J67
1.4	74/101	10/11->	VEN	BS-5050	for POC J67			
			VEN	BS-5051	for POC J60	SOL	BS-5755	Ø wheel 16" in
			VEN	BS-5049	engine A14NEL; Brake System: POC J17	SOL	BS-5052	for POC J67
1.4	88/120	10/11->	VEN	BS-5050	for POC J67			
			VEN	BS-5051	for POC J60	SOL	BS-5755	Ø wheel 16" in
			VEN	BS-5049	engine A14NET; Brake System: POC J17	SOL	BS-5052	for POC J67
1.4	103/140	10/11->	VEN	BS-5050	for POC J67			
			VEN	BS-5051	for POC J60	SOL	BS-5755	Ø wheel 16" in
			VEN	BS-5049	Brake System: POC J17	SOL	BS-5052	for POC J67
1.6	132/180	10/11->	VEN	BS-5050	for POC J67			
			VEN	BS-5051	for POC J60	SOL	BS-5755	Ø wheel 16" in
			VEN	BS-5049	Brake System: POC J17	SOL	BS-5052	for POC J67
1.6 CDTI	81/110	07/14->	VEN	BS-5050	for POC J67			
			VEN	BS-5051	for POC J60	SOL	BS-5755	Ø wheel 16" in
			VEN	BS-5049	Brake System: POC J17	SOL	BS-5052	for POC J67
1.6 CDTI	100/136	07/14->	VEN	BS-5050	for POC J67			
			VEN	BS-5051	for POC J60	SOL	BS-5755	Ø wheel 16" in
			VEN	BS-5049	engine A16XHT; Brake System: POC J17	SOL	BS-5052	for POC J67
1.6 SIDI	125/170	12/12->	VEN	BS-5050	for POC J67			
			VEN	BS-5051	for POC J60	SOL	BS-5755	Ø wheel 16" in
			VEN	BS-5049	engine A17DTC; Brake System: POC J17; engine A17DTE	SOL	BS-5052	for POC J67
1.7 CDTI	81/110	10/11->	VEN	BS-5050	for POC J67			
			VEN	BS-5051	for POC J60	SOL	BS-5755	Ø wheel 16" in
			VEN	BS-5049	Brake System: POC J17	SOL	BS-5052	for POC J67
1.7 CDTI	96/131	10/11->	VEN	BS-5050	for POC J67			
			VEN	BS-5051	for POC J60	SOL	BS-5755	Ø wheel 16" in
			VEN	BS-5049	Brake System: POC J17	SOL	BS-5052	for POC J67
1.8	103/140	10/11->	VEN	BS-5050	for POC J67			
			VEN	BS-5051	for POC J60	SOL	BS-5755	Ø wheel 16" in
			VEN	BS-5049	Brake System: POC J17	SOL	BS-5052	for POC J67
2.0	206/280	04/12->	VEN	BS-5049	Brake System: POC J17	SOL	BS-5755	Ø wheel 16" in
			VEN	BS-5049	Brake System: POC J17	SOL	BS-5052	for POC J67
2.0 BiTurbo CDTI	143/194	10/12->	VEN	BS-5050	for POC J67			
			VEN	BS-5051	for POC J60	SOL	BS-5755	Ø wheel 16" in
















	kW/HP		Type			Type		
2.0 CDTI	121/165	10/11->	VEN	BS-5049	Brake System: POC J17	SOL	BS-5052	for POC J67
			VEN	BS-5050	for POC J67	SOL	BS-5755	Ø wheel 16" in
			VEN	BS-5051	for POC J60			
<b>ASTRA H (L48) </b>								
1.2	59/80	08/05->	VEN	BS-5247		SOL	BS-5101	
			VEN	BS-5307	- sport susp.	DRUM	BS-5529	
1.3 CDTI	66/90	08/05->	VEN	BS-5247		SOL	BS-5101	
			VEN	BS-5307	->07/09	DRUM	BS-5529	
1.4	66/90	03/04->	VEN	BS-5247	+ sport susp.	SOL	BS-5101	- sport susp.; + ABS
			VEN	BS-5307	- sport susp.	DRUM	BS-5529	- ABS
1.4	55/75	04/04->10/04	VEN	BS-5247		SOL	BS-5101	- sport susp.
			VEN	BS-5307	- sport susp.	DRUM	BS-5529	
1.4 LPG	66/90	08/09->	VEN	BS-5247		SOL	BS-5101	- H/D
			VEN	BS-5307	- H/D	DRUM	BS-5529	+ H/D
1.6	77/105	03/04->	VEN	BS-5247		SOL	BS-5101	
			VEN	BS-5307	->07/09	DRUM	BS-5529	- ABS
1.6	85/116	12/06->	VEN	BS-5247		SOL	BS-5101	- sport susp.
			VEN	BS-5307	- sport susp.	DRUM	BS-5529	- ABS
1.6 Turbo	132/180	02/07->	VEN	BS-5294		SOL	BS-5101	
			VEN	BS-5307	->07/09	DRUM	BS-5529	- ABS
1.7 CDTI	81/110	02/07->	VEN	BS-5247		SOL	BS-5101	
			VEN	BS-5307	->07/09	DRUM	BS-5529	
1.7 CDTI	92/125	02/07->	VEN	BS-5247		SOL	BS-5101	
			VEN	BS-5307	->07/09	DRUM	BS-5529	
1.7 CDTI	59/80	03/04->	VEN	BS-5247		SOL	BS-5101	
			VEN	BS-5307		DRUM	BS-5529	

	kw/HP		Type			Type		
1.7 CDTI	74/100	03/04->	VEN	BS-5247	->06/07	SOL	BS-5101	
						SOL	BS-5246	
			VEN	BS-5307	->06/07	DRUM	BS-5529	->06/07
1.8	103/140	01/06->	VEN	BS-5049	engine A18XER; Brake System: POC J17	SOL	BS-5101	
						SOL	BS-5246	
			VEN	BS-5307	->07/09	DRUM	BS-5529	
1.8	92/125	03/04->				SOL	BS-5101	
						SOL	BS-5246	
			VEN	BS-5307		DRUM	BS-5529	
1.9 CDTI	88/120	06/04->	VEN	BS-5294		SOL	BS-5101	
						SOL	BS-5246	
			VEN	BS-5307	->07/09	DRUM	BS-5529	
1.9 CDTI	110/150	09/04->	VEN	BS-5294		SOL	BS-5101	
						SOL	BS-5246	
			VEN	BS-5307		DRUM	BS-5529	
1.9 CDTI	74/100	09/05->	VEN	BS-5294		SOL	BS-5101	
						SOL	BS-5246	
			VEN	BS-5307		DRUM	BS-5529	
1.9 CDTI 16V	88/120	04/04->	VEN	BS-5294		SOL	BS-5101	08/05->
						SOL	BS-5246	
			VEN	BS-5307	08/05->	DRUM	BS-5529	
2.0 Turbo	125/170	03/04->	VEN	BS-5294		SOL	BS-5101	
						SOL	BS-5246	
			VEN	BS-5307		DRUM	BS-5529	
2.0 Turbo	147/200	09/04->	VEN	BS-5294		SOL	BS-5101	
						SOL	BS-5246	
			VEN	BS-5307	->07/09	DRUM	BS-5529	
<b>ASTRA H Box [L70]</b> 								
1.3 CDTI	66/90	08/05->	VEN	BS-5247		SOL	BS-5101	
						SOL	BS-5246	
1.7 CDTI	81/110	02/07->	VEN	BS-5247		SOL	BS-5101	
						SOL	BS-5246	
1.7 CDTI	92/125	02/07->	VEN	BS-5247		SOL	BS-5101	
						SOL	BS-5246	
1.7 CDTI	74/101	03/04->	VEN	BS-5247		SOL	BS-5101	
						SOL	BS-5246	
1.9 CDTI	110/150	09/04->	VEN	BS-5294		SOL	BS-5101	
						SOL	BS-5246	

	kW/HP		Type			Type		
1.9 CDTI	88/120	09/05->	VEN	BS-5294		SOL	BS-5101	
			VEN	BS-5307		SOL	BS-5246	
1.9 CDTI 16V	88/120	08/04->	VEN	BS-5294		SOL	BS-5101	
			VEN	BS-5307		SOL	BS-5246	
<b>ASTRA H Estate [L35]</b> 								
1.3 CDTI	66/90	08/05->	VEN	BS-5247		SOL	BS-5101	
			VEN	BS-5307		SOL	BS-5246	
1.4	55/75	08/04->	VEN	BS-5247		SOL	BS-5101	
			VEN	BS-5307		SOL	BS-5246	
1.4	66/90	08/04->	VEN	BS-5247		SOL	BS-5101	
			VEN	BS-5307		SOL	BS-5246	
1.4 LPG	66/90	08/09->	VEN	BS-5247		SOL	BS-5101	
			VEN	BS-5307		SOL	BS-5246	
1.6	77/105	08/04->	VEN	BS-5247		SOL	BS-5101	
			VEN	BS-5307		SOL	BS-5246	
1.6	85/116	12/06->	VEN	BS-5247		SOL	BS-5101	
			VEN	BS-5307		SOL	BS-5246	
1.6 LPG	85/116	08/09->	VEN	BS-5049	Brake System: POC J17	SOL	BS-5101	
			VEN	BS-5247				
			VEN	BS-5307		SOL	BS-5246	
1.6 Turbo	132/180	02/07->	VEN	BS-5294		SOL	BS-5101	
			VEN	BS-5307		SOL	BS-5246	
1.7 CDTI	81/110	02/07->	VEN	BS-5247		SOL	BS-5101	
			VEN	BS-5307		SOL	BS-5246	
1.7 CDTI	92/125	02/07->	VEN	BS-5247		SOL	BS-5101	
			VEN	BS-5307		SOL	BS-5246	
1.7 CDTI	59/80	08/04->	VEN	BS-5247		SOL	BS-5101	
			VEN	BS-5307		SOL	BS-5246	
1.7 CDTI	74/101	08/04->	VEN	BS-5247		SOL	BS-5101	
			VEN	BS-5307		SOL	BS-5246	
1.8	92/125	08/04->	VEN	BS-5247		SOL	BS-5101	
			VEN	BS-5307		SOL	BS-5246	
1.8	103/140	08/05->	VEN	BS-5247		SOL	BS-5101	
			VEN	BS-5307		SOL	BS-5246	
1.9 CDTI	110/150	09/04->	VEN	BS-5294		SOL	BS-5101	
			VEN	BS-5307		SOL	BS-5246	
1.9 CDTI	88/120	09/05->	VEN	BS-5294		SOL	BS-5101	
			VEN	BS-5307		SOL	BS-5246	

	kW/HP		Type			Type		
1.9 CDTI	74/100	09/05->	VEN	BS-5294		SOL	BS-5101	
			VEN	BS-5307		SOL	BS-5246	
1.9 CDTI 16V	88/120	08/04->	VEN	BS-5294		SOL	BS-5101	
			VEN	BS-5307		SOL	BS-5246	
2.0 Turbo	125/170	08/04->	VEN	BS-5294		SOL	BS-5101	
			VEN	BS-5307		SOL	BS-5246	
2.0 Turbo	147/200	09/04->	VEN	BS-5294		SOL	BS-5101	
			VEN	BS-5307		SOL	BS-5246	
<b>ASTRA H GTC (L08) </b>								
1.2	59/80	08/05->	VEN	BS-5247		SOL	BS-5101	
						SOL	BS-5246	
			VEN	BS-5307	- sport susp.	DRUM	BS-5529	
1.3 CDTI	66/90	04/05->	VEN	BS-5247		SOL	BS-5101	
						SOL	BS-5246	
			VEN	BS-5307	->07/09	DRUM	BS-5529	
1.4	55/75	03/05->	VEN	BS-5247		SOL	BS-5101	- sport susp.
						SOL	BS-5246	+ sport susp.
			VEN	BS-5307	->07/09; - sport susp.	DRUM	BS-5529	
1.4	66/90	03/05->	VEN	BS-5247	+ sport susp.	SOL	BS-5101	- sport susp.; + ABS
						SOL	BS-5246	+ sport susp.; + ABS
			VEN	BS-5307	- sport susp.	DRUM	BS-5529	- ABS
1.6	77/105	03/05->	VEN	BS-5247		SOL	BS-5101	
						SOL	BS-5246	
			VEN	BS-5307	->07/09	DRUM	BS-5529	- ABS
1.6	85/116	12/06->	VEN	BS-5247		SOL	BS-5101	
						SOL	BS-5246	
			VEN	BS-5307	->07/09	DRUM	BS-5529	- ABS
1.6 Turbo	132/180	02/07->	VEN	BS-5294		SOL	BS-5101	- sport susp.
						SOL	BS-5246	+ sport susp.
			VEN	BS-5307	- sport susp.	DRUM	BS-5529	- ABS
1.7 CDTi	74/101	03/05->	VEN	BS-5247		SOL	BS-5101	
						SOL	BS-5246	
			VEN	BS-5307	->07/09	DRUM	BS-5529	
1.7 CDTI	81/110	02/07->	VEN	BS-5247		SOL	BS-5101	
						SOL	BS-5246	
			VEN	BS-5307	->07/09	DRUM	BS-5529	

	kW/HP		Type			Type		
1.7 CDTi	92/125	02/07->	VEN	BS-5247		SOL	BS-5101	
						SOL	BS-5246	
			VEN	BS-5307	->07/09	DRUM	BS-5529	
1.7 CDTi	59/80	03/05->	VEN	BS-5247	->08/06	SOL	BS-5101	->08/06
						SOL	BS-5246	->08/06
			VEN	BS-5307	->08/06	DRUM	BS-5529	
1.8	103/140	01/06->	VEN	BS-5247		SOL	BS-5101	
						SOL	BS-5246	
			VEN	BS-5307	->07/09	DRUM	BS-5529	
1.8	92/125	03/05->	VEN	BS-5247		SOL	BS-5101	
						SOL	BS-5246	
			VEN	BS-5307		DRUM	BS-5529	
1.9 CDTi	110/150	03/05->	VEN	BS-5294		SOL	BS-5101	
						SOL	BS-5246	
			VEN	BS-5307		DRUM	BS-5529	
1.9 CDTi	74/101	01/06->	VEN	BS-5294		SOL	BS-5101	
						SOL	BS-5246	
			VEN	BS-5307		DRUM	BS-5529	
1.9 CDTi	88/120	09/05->	VEN	BS-5294		SOL	BS-5101	
						SOL	BS-5246	
			VEN	BS-5307	->07/09	DRUM	BS-5529	
1.9 CDTi 16V	88/120	03/05->	VEN	BS-5294		SOL	BS-5101	
						SOL	BS-5246	
			VEN	BS-5307		DRUM	BS-5529	
2.0 Turbo	147/200	03/05->	VEN	BS-5294		SOL	BS-5101	
						SOL	BS-5246	
			VEN	BS-5307	->07/09	DRUM	BS-5529	
2.0 Turbo	125/170	03/05->	VEN	BS-5294		SOL	BS-5101	
						SOL	BS-5246	
			VEN	BS-5307		DRUM	BS-5529	
<b>ASTRA H Saloon [L69]</b> 								
1.6	85/116	02/07->	VEN	BS-5247		SOL	BS-5101	+ ABS; - sport susp.
						SOL	BS-5246	
			VEN	BS-5307	- sport susp.	DRUM	BS-5529	- ABS
1.7 CDTi	81/110	02/07->	VEN	BS-5247		SOL	BS-5101	
						SOL	BS-5246	
			VEN	BS-5307		DRUM	BS-5529	







	kW/HP		Type			Type		
1.7 CDTI	92/125	02/07->	VEN	BS-5247		SOL	BS-5101	
			VEN	BS-5307		SOL	BS-5246	
1.8	103/140	02/07->	VEN	BS-5247		SOL	BS-5101	
						SOL	BS-5246	
			VEN	BS-5307		DRUM	BS-5529	

### ASTRA H TwinTop (L67)

1.6	77/105	09/05->	VEN	BS-5247	11/06->; Ø wheel 16` in	SOL	BS-5246	11/06->; Ø wheel 16` in
			VEN	BS-5307	Ø wheel 15` in	SOL	BS-5293	Ø wheel 15` in
1.6	85/116	12/06->	VEN	BS-5247		SOL	BS-5246	
			VEN	BS-5307	->07/09	SOL	BS-5293	
1.6 Turbo	132/180	02/07->	VEN	BS-5294		SOL	BS-5246	
			VEN	BS-5307		SOL	BS-5293	
1.8	92/125	09/05->	VEN	BS-5247	Ø wheel 16` in	SOL	BS-5246	Ø wheel 15` in
			VEN	BS-5307	Ø wheel 15` in	SOL	BS-5293	Ø wheel 15` in
1.8	103/140	09/05->	VEN	BS-5247	Ø wheel 16` in	SOL	BS-5246	Ø wheel 16` in
			VEN	BS-5307	Ø wheel 15` in	SOL	BS-5293	Ø wheel 15` in
1.9 CDTi	110/150	09/05->	VEN	BS-5294		SOL	BS-5246	
			VEN	BS-5307	->07/09	SOL	BS-5293	
2.0 Turbo	125/170	09/05->	VEN	BS-5294		SOL	BS-5246	
2.0 Turbo	147/200	09/05->	VEN	BS-5294		SOL	BS-5246	
			VEN	BS-5307	->08/09	SOL	BS-5293	

### ASTRA J

1.3 CDTI	70/95	12/09->	VEN	BS-5049	Brake System: POC J17	SOL	BS-5052	
			VEN	BS-5050	MD J67	SOL	BS-5755	Ø wheel 16` in
1.4	64/87	12/09->	VEN	BS-5049	Brake System: POC J17	SOL	BS-5052	for POC J67
			VEN	BS-5050	MD J67			
1.4	74/100	12/09->	VEN	BS-5051	for POC J60	SOL	BS-5755	Ø wheel 16` in
			VEN	BS-5049	Brake System: POC J17	SOL	BS-5052	for POC J67
1.4 LPG	103/140	01/12->	VEN	BS-5050	MD J67			
			VEN	BS-5051	for POC J60	SOL	BS-5755	Ø wheel 16` in
1.4 Turbo	88/120	10/10->	VEN	BS-5049	engine A14NEL; Brake System: POC J17	SOL	BS-5052	for POC J67
			VEN	BS-5050	MD J67			
			VEN	BS-5051	for POC J60	SOL	BS-5755	Ø wheel 16` in
1.4 Turbo	103/140	12/09->	VEN	BS-5049	Brake System: POC J17	SOL	BS-5052	
			VEN	BS-5050	MD J67	SOL	BS-5755	Ø wheel 16` in

	kW/HP		Type			Type		
1.6	85/115	12/09->	VEN	BS-5049	engine A16XER; Brake System: POC J17	SOL	BS-5052	
			VEN	BS-5050	MD J67			
			VEN	BS-5051	for POC J60	SOL	BS-5755	Ø wheel 16" in
1.6 CDTi	100/136	01/14->	VEN	BS-5049	Brake System: POC J17	SOL	BS-5052	for POC J67
			VEN	BS-5050	for POC J67			
			VEN	BS-5051	for POC J60	SOL	BS-5755	Ø wheel 16" in
1.6 CDTi	81/110	02/14->	VEN	BS-5049	Brake System: POC J17	SOL	BS-5052	for POC J67
			VEN	BS-5050	for POC J67			
			VEN	BS-5051	for POC J60	SOL	BS-5755	Ø wheel 16" in
1.6 SIDI	125/170	12/12->	VEN	BS-5049	engine A16XHT; Brake System: POC J17	SOL	BS-5052	for POC J67
			VEN	BS-5050	MD J67			
			VEN	BS-5051	for POC J60	SOL	BS-5755	Ø wheel 16" in
1.6 Turbo	132/180	12/09->	VEN	BS-5049	Brake System: POC J17	SOL	BS-5052	
			VEN	BS-5050	MD J67			
			VEN	BS-5051	for POC J60	SOL	BS-5755	Ø wheel 16" in
1.7 CDTi	74/101	10/10->				SOL	BS-5052	
			VEN	BS-5050	MD J67			Ø wheel 16" in
1.7 CDTi	96/131	12/09->	VEN	BS-5049	Brake System: POC J17	SOL	BS-5052	for POC J67
			VEN	BS-5050	MD J67			
			VEN	BS-5051	for POC J60	SOL	BS-5755	Ø wheel 16" in
1.7 CDTi	81/110	12/09->	VEN	BS-5049	Brake System: POC J17	SOL	BS-5052	
			VEN	BS-5050	MD J67			
			VEN	BS-5051	for POC J60	SOL	BS-5755	Ø wheel 16" in
1.7 CDTi	92/125	12/09->	VEN	BS-5049	Brake System: POC J17	SOL	BS-5052	
			VEN	BS-5050	MD J67			
			VEN	BS-5051	for POC J60	SOL	BS-5755	Ø wheel 16" in
2.0 BiTurbo CDTi	143/194	12/12->	VEN	BS-5049	Brake System: POC J17	SOL	BS-5052	for POC J67
			VEN	BS-5050	for POC J67			
			VEN	BS-5051	for POC J60	SOL	BS-5755	Ø wheel 16" in
2.0 CDTi	121/165	06/11->	VEN	BS-5049	Brake System: POC J17	SOL	BS-5052	for POC J67
			VEN	BS-5050	MD J67			
			VEN	BS-5051	for POC J60	SOL	BS-5755	Ø wheel 16" in
2.0 CDTi	118/160	12/09->	VEN	BS-5049	Brake System: POC J17	SOL	BS-5052	
			VEN	BS-5050	MD J67			
			VEN	BS-5051	for POC J60	SOL	BS-5755	Ø wheel 16" in



kW/HP



Type



Type

ASTRA J Saloon 

1.3 CDTI	70/95	06/12->	VEN	BS-5049	Brake System: POC J17	SOL	BS-5052	for POC J67	
			VEN	BS-5050	MD J67				
			VEN	BS-5051	for POC J60	SOL	BS-5755	Ø wheel 16` in	
1.4	74/101	06/12->	VEN	BS-5049	Brake System: POC J17	SOL	BS-5052	MD J67	
			VEN	BS-5050					
			VEN	BS-5051	for POC J60	SOL	BS-5755	Ø wheel 16` in	
1.4 LPG	103/140	07/14->	VEN	BS-5049	Brake System: POC J17	SOL	BS-5052	for POC J67	
			VEN	BS-5050	for POC J67				
			VEN	BS-5051	for POC J60	SOL	BS-5755	Ø wheel 16` in	
1.4 Turbo	103/140	06/12->	VEN	BS-5049	engine A14NET; Brake System: POC J17	SOL	BS-5052	MD J67	
			VEN	BS-5050	MD J67				
			VEN	BS-5051	for POC J60	SOL	BS-5755	Ø wheel 16` in	
1.4 Turbo	88/120	06/12->	VEN	BS-5049	engine A14NEL; Brake System: POC J17	SOL	BS-5052	for POC J67	
			VEN	BS-5050	MD J67				
			VEN	BS-5051	for POC J60	SOL	BS-5755	Ø wheel 16` in	
1.6	85/116	06/12->	VEN	BS-5049	engine A16XER; Brake System: POC J17	SOL	BS-5052	for POC J67	
			VEN	BS-5050	for POC J67				
			VEN	BS-5051	for POC J60	SOL	BS-5755	Ø wheel 16` in	
1.6 CDTi	100/136	01/14->	VEN	BS-5049	Brake System: POC J17	SOL	BS-5052	for POC J67	
			VEN	BS-5050	for POC J67				
			VEN	BS-5051	for POC J60	SOL	BS-5755	Ø wheel 16` in	
1.6 CDTi	81/110	04/14->	VEN	BS-5049	Brake System: POC J17	SOL	BS-5052	for POC J67	
			VEN	BS-5050	for POC J67				
			VEN	BS-5051	for POC J60	SOL	BS-5755	Ø wheel 16` in	
1.6 SIDI	125/170	12/12->	VEN	BS-5049	Brake System: POC J17	SOL	BS-5052	Ø wheel 15` in; for POC J67	
			VEN	BS-5050	MD J67				
			VEN	BS-5051	for POC J60	SOL	BS-5755	Ø wheel 16` in	
1.6 Turbo	132/180	06/12->	VEN	BS-5049	Brake System: POC J17	SOL	BS-5052	for POC J67	
			VEN	BS-5050	MD J67				
			VEN	BS-5051	for POC J60	SOL	BS-5755	Ø wheel 16` in	
1.7 CDTI	81/110	06/12->	VEN	BS-5049	Brake System: POC J17	SOL	BS-5052	MD J67	
			VEN	BS-5050	MD J67				
			VEN	BS-5051	for POC J60	SOL	BS-5755	Ø wheel 16` in	
1.7 CDTI	96/131	06/12->	VEN	BS-5049	Brake System: POC J17	SOL	BS-5052	MD J67	
			VEN	BS-5050	MD J67				
			VEN	BS-5051	for POC J60	SOL	BS-5755	Ø wheel 16` in	





kW/HP











Type





















Type







ASTRA J Sports Tourer 

Model	kW/HP	Calendar	Type	Chassis	Info	Type	Chassis	Info
1.3 CDTi	70/95	10/10->	VEN	BS-5049	Brake System: POC J17	SOL	BS-5052	for POC J67
			VEN	BS-5050	for POC J67			
			VEN	BS-5051	for POC J60	SOL	BS-5755	Ø wheel 16` in
1.4	74/101	10/10->	VEN	BS-5049	Brake System: POC J17	SOL	BS-5052	
			VEN	BS-5050		SOL	BS-5755	Ø wheel 16` in
1.4 LPG	103/140	01/12->	VEN	BS-5049	Brake System: POC J17	SOL	BS-5052	for POC J67
			VEN	BS-5050	for POC J67			
			VEN	BS-5051	for POC J60	SOL	BS-5755	Ø wheel 16` in
1.4 Turbo	88/120	10/10->	VEN	BS-5049	engine A14NEL; Brake System: POC J17	SOL	BS-5052	for POC J67
			VEN	BS-5050	for POC J67			
			VEN	BS-5051	for POC J60	SOL	BS-5755	Ø wheel 16` in
1.4 Turbo	103/140	10/10->	VEN	BS-5049	engine A14NET; Brake System: POC J17	SOL	BS-5052	
			VEN	BS-5050		SOL	BS-5755	Ø wheel 16` in
1.6	85/116	10/10->	VEN	BS-5049	engine A16XER; Brake System: POC J17	SOL	BS-5052	
			VEN	BS-5050	Ø wheel 15` in			
			VEN	BS-5051	for POC J60	SOL	BS-5755	Ø wheel 16` in
1.6 CDTi	100/136	01/14->	VEN	BS-5049	Brake System: POC J17	SOL	BS-5052	for POC J67
			VEN	BS-5050	for POC J67			
			VEN	BS-5051	for POC J60	SOL	BS-5755	Ø wheel 16` in
1.6 CDTi	81/110	02/14->	VEN	BS-5049	Brake System: POC J17	SOL	BS-5052	for POC J67
			VEN	BS-5050	for POC J67			
			VEN	BS-5051	for POC J60	SOL	BS-5755	Ø wheel 16` in
1.6 LPG	84/114	10/12->				SOL	BS-5101	
			VEN	BS-5247		SOL	BS-5246	
						SOL	BS-5755	Ø wheel 16` in
1.6 SIDI	125/170	12/12->	VEN	BS-5049	engine A16XHT; Brake System: POC J17	SOL	BS-5052	Ø wheel 15` in; for POC J67
			VEN	BS-5050	Ø wheel 15` in; MD J67			
			VEN	BS-5051	for POC J60	SOL	BS-5755	Ø wheel 16` in
1.6 Turbo	132/180	10/10->	VEN	BS-5049	Brake System: POC J17	SOL	BS-5052	
			VEN	BS-5051	for POC J60	SOL	BS-5755	Ø wheel 16` in
1.7 CDTi	81/110	10/10->	VEN	BS-5049	Brake System: POC J17	SOL	BS-5052	
			VEN	BS-5051	for POC J60	SOL	BS-5755	Ø wheel 16` in
1.7 CDTi	92/125	10/10->	VEN	BS-5049	Brake System: POC J17	SOL	BS-5052	
			VEN	BS-5051	for POC J60	SOL	BS-5755	Ø wheel 16` in
1.7 CDTi	74/101	10/10->	VEN	BS-5049	Brake System: POC J17	SOL	BS-5052	MD J67
			VEN	BS-5050	MD J67			
			VEN	BS-5051	for POC J60	SOL	BS-5755	Ø wheel 16` in

	<b>kW/HP</b>		<b>Type</b>			<b>Type</b>		
1.7 CDTI	96/131	10/10->	VEN	BS-5049	Brake System: POC J17	SOL	BS-5052	MD POC : J67
			VEN	BS-5050	for POC J67	SOL	BS-5755	Ø wheel 16` in
			VEN	BS-5051	for POC J60			
2.0 BiTurbo CDTI	143/194	12/12->	VEN	BS-5049	Brake System: POC J17	SOL	BS-5052	for POC J67
			VEN	BS-5050	for POC J67	SOL	BS-5755	Ø wheel 16` in
			VEN	BS-5051	for POC J60			
2.0 CDTI	121/165	08/11->	VEN	BS-5049	Brake System: POC J17	SOL	BS-5052	for POC J67
			VEN	BS-5050	for POC J67	SOL	BS-5755	Ø wheel 16` in
			VEN	BS-5051	for POC J60			
2.0 CDTI	118/160	10/10->	VEN	BS-5049	Brake System: POC J17	SOL	BS-5052	MD POC : J67
			VEN	BS-5050	for POC J67	SOL	BS-5755	Ø wheel 16` in
			VEN	BS-5051	for POC J60			
2.0 CDTI	96/131	10/10->	VEN	BS-5050	for POC J67	SOL	BS-5052	for POC J67
			VEN	BS-5051	for POC J60	SOL	BS-5755	Ø wheel 16` in
<b>CALIBRA A [85_] </b>								
2.0 i	85/115	06/90->07/97	VEN	BS-5035				
2.0 i 16V	100/136	02/94->07/97	VEN	BS-5035				
2.0 i 16V	110/150	06/90->02/94	VEN	BS-5035				
2.0 i 16V 4x4	100/136	02/94->07/97	VEN	BS-5035				
2.0 i 16V 4x4	110/150	06/90->02/94	VEN	BS-5035				
2.0 i 4x4	85/115	06/90->07/97	VEN	BS-5035				
2.0 i Turbo 4x4	150/204	03/92->07/97	VEN	BS-5099	09/94-> ->08/96			
2.5 i V6	125/170	04/93->07/97	VEN	BS-5099	09/94->			
<b>CAMPO [TF_] </b>								
2.2 D (TFR52)	39/53	08/91->09/96	VEN	BS-5734				
2.2 D 4x4 (TFS52)	39/53	08/91->09/96	VEN	BS-5734				
2.3 (TFR16)	69/94	08/91->08/94	VEN	BS-5734				
2.3 (TFR16)	72/98	08/94->09/96	VEN	BS-5734				
2.3 4x4 (TFS16)	69/94	08/91->08/94	VEN	BS-5734				
2.3 4x4 (TFS16)	72/98	08/94->09/96	VEN	BS-5734				
2.5 D (TFR54)	56/76	08/91->06/94	VEN	BS-5734				
2.5 D 4x4 (TFS54)	56/76	08/91->06/94	VEN	BS-5734				
2.5 DTI	74/101	12/01->	VEN	BS-5734				
2.5 DTI 4x4	74/101	12/01->	VEN	BS-5734				
2.5 TD (TFR54)	56/76	07/94->	VEN	BS-5734	->07/01			
2.5 TD 4x4 (TFS54)	56/76	07/94->	VEN	BS-5734	->07/01			
3.1 TD (TFR69)	80/109	12/92->	VEN	BS-5734	->07/01			
3.1 TD 4x4 (TFS69)	80/109	12/92->	VEN	BS-5734	->07/01			

	<b>kW/HP</b>		<b>Type</b>			<b>Type</b>		
<b>CASCADA (W13)</b> 								
1.4	88/120	03/13->	VEN	BS-5049		SOL	BS-5755	
1.4 Turbo	103/140	03/13->	VEN	BS-5049		SOL	BS-5755	
1.6	147/200	11/13->	VEN	BS-5049		SOL	BS-5755	
1.6 SIDI	125/170	03/13->	VEN	BS-5049		SOL	BS-5755	
2.0 CDTI	121/165	03/13->	VEN	BS-5049		SOL	BS-5755	
2.0 CDTI	143/194	03/13->	VEN	BS-5049		SOL	BS-5755	
2.0 CDTI	125/170	07/15->	VEN	BS-5049		SOL	BS-5755	
<b>COMBO (71_) </b>								
1.2	33/45	07/94->10/01	VEN	BS-5034				
				SOL	BS-5033			
1.4	44/60	07/94->10/01	VEN	BS-5034	->08/95	DRUM	BS-5053	->08/95
				SOL	BS-5033	->08/95; MD based on Astra		
1.4	60/82	07/94->10/01	VEN	BS-5034	09/95->; ->08/96; MD based on Astra; MD based on Corsa	DRUM	BS-5053	->08/95; MD based on Astra
1.7 D	44/60	07/94->10/01	VEN	BS-5034	MD based on Corsa			
<b>COMBO Box Body / Estate </b>								
						SOL	BS-5293	
1.3 CDTI 16V	51/69	08/05->	VEN	BS-5307		DRUM	BS-5169	->ch.36999999
						DRUM	BS-5529	
						SOL	BS-5293	
1.3 CDTI 16V	55/75	10/05->	VEN	BS-5307		DRUM	BS-5169	->ch.36999999
						DRUM	BS-5529	MD based on Corsa; - ABS
						SOL	BS-5293	
1.4 16V	66/90	08/05->	VEN	BS-5307	ch.43033899->; ch.44000001->; ch.53000001->	DRUM	BS-5169	->ch.36999999
						DRUM	BS-5529	- ABS
						SOL	BS-5293	
1.6	64/87	10/01->	VEN	BS-5248		DRUM	BS-5169	->ch.36999999
						DRUM	BS-5529	- ABS; 08/03->
						SOL	BS-5293	
1.6 CNG 16V	71/97	04/05->	VEN	BS-5307		DRUM	BS-5169	->ch.36999999
						DRUM	BS-5529	MD based on Corsa; - ABS
						SOL	BS-5293	
1.6 CNG 16V	69/94	06/06->	VEN	BS-5307		DRUM	BS-5169	->ch.36999999
						DRUM	BS-5529	MD based on Corsa; - ABS
						SOL	BS-5246	
1.7 CDTI 16V	74/101	12/04->	VEN	BS-5247		DRUM	BS-5169	->ch.36999999
						DRUM	BS-5529	- ABS
						SOL	BS-5293	
1.7 DI 16V	48/65	10/01->	VEN	BS-5248		DRUM	BS-5169	->ch.36999999

	kw/HP		Type			Type			
1.7 DTI 16V	55/75	10/01->	VEN	BS-5248		SOL	BS-5293		
						DRUM	BS-5169	->ch.36999999	
<b>COMBO Box Body / Estate [X12]</b> 									
1.3 CDTI	66/90	02/12->	VEN	BS-5014	for POC J42				
1.4	70/95	02/12->	VEN	BS-5014	for POC J42				
1.4	88/120	02/12->	VEN	BS-5014	for POC J42				
1.4 CNG	88/120	02/12->	VEN	BS-5014	for POC J42				
1.6 CDTI	66/90	02/12->	VEN	BS-5014	for POC J42				
1.6 CDTI	77/105	02/12->	VEN	BS-5014	for POC J42				
1.6 CDTI	74/101	02/12->	VEN	BS-5014	for POC J42				
2.0 CDTI	99/135	02/12->	VEN	BS-5014	for POC J42				
<b>COMBO Tour</b> 									
1.3 CDTI 16V	51/69	10/04->	VEN	BS-5248	->12/04; ->ch.43033898; ->ch.43999999; ->ch.44	SOL	BS-5293		
						DRUM	BS-5169	->ch.36999999	
			VEN	BS-5307	01/05-> ch.43033899->; ch.44000001->; ch.53000001->	DRUM	BS-5529		
1.3 CDTI 16V	55/75	10/05->	VEN	BS-5307		SOL	BS-5293		
						DRUM	BS-5169	->ch.36999999	
						DRUM	BS-5529	MD based on Corsa; - ABS	
1.4	66/90	10/04->	VEN	BS-5248	->12/04; ->ch.43033898; ->ch.43999999; ->ch.44	SOL	BS-5293		
						DRUM	BS-5169	->ch.36999999	
			VEN	BS-5307	01/05-> ch.43033899->; ch.44000001->; ch.53000001->	DRUM	BS-5529		
1.6	64/87	10/01->	VEN	BS-5248	->12/04; ->ch.43033898; ->ch.43999999; ->ch.44	SOL	BS-5293		
						DRUM	BS-5169	->ch.36999999	
			VEN	BS-5307	01/05-> ch.43033899->; ch.44000001->; ch.53000001->	DRUM	BS-5529	08/03->; - ABS	
1.6 CNG	71/97	04/05->	VEN	BS-5307		SOL	BS-5293		
						DRUM	BS-5169	->ch.36999999	
						DRUM	BS-5529	MD based on Corsa; - ABS	
1.6 CNG	69/94	06/06->	VEN	BS-5307		SOL	BS-5293		
						DRUM	BS-5169	->ch.36999999	
						DRUM	BS-5529	MD based on Corsa; - ABS	
1.7 CDTI 16V	74/101	12/04->	VEN	BS-5247		SOL	BS-5246		
						DRUM	BS-5169	->ch.36999999	
						DRUM	BS-5529	MD based on Corsa; - ABS	
1.7 DI 16V	48/65	10/01->	VEN	BS-5248		SOL	BS-5293		
						DRUM	BS-5169	->ch.36999999	
1.7 DTI 16V	55/75	10/01->	VEN	BS-5248		SOL	BS-5293		
						DRUM	BS-5169	->ch.36999999	
<b>COMBO Tour [X12]</b> 									
1.3 CDTI	66/90	02/12->	VEN	BS-5014	for POC J42				

	kW/HP		Type			Type		
1.4	70/95	02/12->	VEN	BS-5014	for POC J42			
1.4	88/120	02/12->	VEN	BS-5014	for POC J42			
1.4 CNG	88/120	02/12->	VEN	BS-5014	for POC J42			
1.6 CDTI	66/90	02/12->	VEN	BS-5014	for POC J42			
1.6 CDTI	74/101	02/12->	VEN	BS-5014	for POC J42			
1.6 CDTI	77/105	02/12->	VEN	BS-5014	for POC J42			
2.0 CDTI	99/135	02/12->	VEN	BS-5014	for POC J42			

#### CORSA A Box








1.0	33/45	02/86->04/89				DRUM	BS-5565	
1.2	33/45	02/86->04/89	SOL	BS-5033		DRUM	BS-5565	
1.2	40/54	02/86->04/89	SOL	BS-5033		DRUM	BS-5565	
1.3	44/60	02/86->04/89	SOL	BS-5033		DRUM	BS-5565	
1.3	51/69	02/86->04/89	SOL	BS-5033		DRUM	BS-5565	
1.5 D	37/50	06/87->04/89	SOL	BS-5033		DRUM	BS-5565	










#### CORSA A Hatchback [93\_, 94\_, 98\_, 99\_]









1.0	33/45	09/82->03/93				DRUM	BS-5565	
1.2	33/45	09/82->08/90				DRUM	BS-5565	
1.2	44/60	09/82->08/90				DRUM	BS-5565	
1.2 i	33/45	09/89->03/93	SOL	BS-5033	09/91->	DRUM	BS-5565	
1.2 N	38/52	01/90->03/93	SOL	BS-5033		DRUM	BS-5565	
1.2 S	40/55	09/82->02/90	SOL	BS-5033		DRUM	BS-5565	
1.3	44/60	09/85->10/89	SOL	BS-5033		DRUM	BS-5565	
1.3 i	44/60	09/86->09/90				DRUM	BS-5565	
1.3 S	51/70	09/82->10/89	SOL	BS-5033	08/85->	DRUM	BS-5565	
1.4 i	44/60	01/90->03/93	SOL	BS-5033	09/91->	DRUM	BS-5565	
1.4 S	53/72	01/90->03/93	SOL	BS-5033	09/91->	DRUM	BS-5565	
1.4 Si	60/82	09/91->03/93	VEN	BS-5034		DRUM	BS-5565	
1.5 D	37/50	09/87->03/93	SOL	BS-5033		DRUM	BS-5565	
1.5 TD	49/67	03/88->03/93	SOL	BS-5033		DRUM	BS-5565	
1.6 GSI	74/100	05/88->03/92	SOL	BS-5033	->08/91	DRUM	BS-5565	
			VEN	BS-5034	09/91->			
1.6 GSI	55/75	08/88->09/92	SOL	BS-5033	->08/90	DRUM	BS-5565	->08/90
1.6 GSI	72/98	09/89->03/93	SOL	BS-5033	->08/91	DRUM	BS-5565	
			VEN	BS-5034	09/91->			
1.6 GSI CAT	74/101	02/92->03/93	VEN	BS-5034		DRUM	BS-5565	

#### CORSA A TR [91\_, 92\_, 96\_, 97\_]

1.0	33/45	09/82->09/92	SOL	BS-5033	09/91->	DRUM	BS-5565	
1.2 i	33/45	09/89->03/93	SOL	BS-5033	09/91->	DRUM	BS-5565	09/90->
1.2 N	33/45	01/85->10/87				DRUM	BS-5565	

	kW/HP		Type			Type		
1.2 S	40/55	09/82->03/93				DRUM	BS-5565	->08/90
1.2 S	43/58	09/82->10/87				DRUM	BS-5565	
1.3	44/60	09/85->10/87				DRUM	BS-5565	
1.3 S	51/70	09/82->10/87				DRUM	BS-5565	
1.4 i	44/60	10/89->03/93	SOL	BS-5033	09/91->	DRUM	BS-5565	
1.4 S	53/72	09/89->03/93	SOL	BS-5033	09/91->	DRUM	BS-5565	->08/91
1.5 D	37/50	10/87->11/92	SOL	BS-5033		DRUM	BS-5565	
1.5 TD	49/67	10/87->03/93	SOL	BS-5033	->08/91	DRUM	BS-5565	->08/91
<b>CORSA B (73_, 78_, 79_) </b>								
1.0 i 12V	40/54	11/96->09/00	SOL	BS-5033		DRUM	BS-5079	+ ABS
						DRUM	BS-5565	- ABS
1.2 i	33/45	03/93->09/00	SOL	BS-5033		DRUM	BS-5079	+ ABS
						DRUM	BS-5565	- ABS
1.2 i	33/45	03/93->09/00	SOL	BS-5033		DRUM	BS-5079	+ ABS
						DRUM	BS-5565	- ABS
1.2 i 16V	48/65	03/98->09/00	SOL	BS-5033	- AC	DRUM	BS-5079	+ ABS
			VEN	BS-5034	+ AC	DRUM	BS-5565	- ABS
1.4 i	44/60	03/93->09/00	SOL	BS-5033	- sport susp.	DRUM	BS-5079	+ ABS
			VEN	BS-5034	+ sport susp.	DRUM	BS-5565	- ABS
1.4 i 16V	63/86	08/97->09/00	VEN	BS-5034		DRUM	BS-5079	+ ABS
						DRUM	BS-5565	- ABS
1.4 i 16V	66/90	09/94->09/00	VEN	BS-5034		DRUM	BS-5079	+ ABS
						DRUM	BS-5565	- ABS
1.4 i 16V	67/91	09/94->09/00	VEN	BS-5034		DRUM	BS-5079	+ ABS
						DRUM	BS-5565	- ABS
1.4 Si	60/82	03/93->09/00	VEN	BS-5034		DRUM	BS-5079	+ ABS
						DRUM	BS-5565	- ABS
1.5 D	37/50	03/93->09/00	SOL	BS-5033		DRUM	BS-5079	+ ABS
						DRUM	BS-5565	- ABS
1.5 TD	49/67	03/93->09/00	SOL	BS-5033		DRUM	BS-5079	+ ABS
						DRUM	BS-5565	- ABS
1.6 GSI 16V	80/109	03/93->09/00	VEN	BS-5063		DRUM	BS-5079	+ ABS
						DRUM	BS-5565	
1.6 i 16V	74/100	08/97->09/00	VEN	BS-5063		DRUM	BS-5079	+ ABS
						DRUM	BS-5565	- ABS
1.6 i 16V	78/106	09/94->09/00	VEN	BS-5063		DRUM	BS-5079	+ ABS
						DRUM	BS-5565	

	kw/HP		Type			Type			
1.7 D	44/60	02/96->09/00	SOL	BS-5033		DRUM	BS-5079	+ ABS	
						DRUM	BS-5565	- ABS	
<b>CORSA B Box [73_] </b>									
1.4 i	44/60	08/99->09/00	SOL	BS-5033		DRUM	BS-5079	+ ABS	
						DRUM	BS-5565		
1.7 D	44/60	08/99->09/00	SOL	BS-5033		DRUM	BS-5079	+ ABS	
						DRUM	BS-5565	- ABS	
<b>CORSA C (F08, F68) </b>									
1.0	44/60	06/03->12/09	VEN	BS-5354	->06/06	DRUM	BS-5208	- ABS; ->06/06	
			SOL	BS-5355	->06/06	DRUM	BS-5544	+ ABS; ->06/06	
1.0	43/58	09/00->06/03	VEN	BS-5354	+ ABS	DRUM	BS-5208	- ABS	
			SOL	BS-5355	- ABS	DRUM	BS-5544	+ ABS	
1.2	55/75	09/00->12/09	VEN	BS-5354	+ ABS; ->06/04	DRUM	BS-5208	- ABS; ->06/04	
			SOL	BS-5355	- ABS; ->06/04	DRUM	BS-5544	+ ABS; ->06/04	
1.2 Twinport	59/80	07/04->12/09	VEN	BS-5354	->06/06	DRUM	BS-5208	- ABS; ->06/06	
			SOL	BS-5355	->06/06	DRUM	BS-5544	+ ABS; ->06/06	
1.3 CDTI	51/70	06/03->12/09	VEN	BS-5248	->07/06	DRUM	BS-5208	- ABS; ->07/06	
						DRUM	BS-5544	+ ABS; ->07/06	
1.4	66/90	09/00->12/09	VEN	BS-5248		DRUM	BS-5208	- ABS	
						DRUM	BS-5544	+ ABS	
1.4 Twinport	66/90	06/03->12/09	VEN	BS-5248	+ ABS	DRUM	BS-5208		
						DRUM	BS-5544	+ ABS	
1.7 CDTI	74/100	06/03->12/09	VEN	BS-5247		SOL	BS-5246		
1.7 DI	48/65	09/00->12/09	VEN	BS-5354		DRUM	BS-5208	- ABS	
						DRUM	BS-5544	+ ABS	
1.7 DTI	55/75	09/00->12/09	VEN	BS-5248		DRUM	BS-5208	- ABS	
						DRUM	BS-5544	+ ABS	
1.8	92/125	09/00->12/09	VEN	BS-5248	Ø wheel 16` in				
<b>CORSA C Box (F08, W5L) </b>									
1.2	59/80	07/05->	VEN	BS-5354	+ ABS	DRUM	BS-5208	- ABS	
			SOL	BS-5355	- ABS	DRUM	BS-5544	+ ABS	
1.2 16V	55/75	09/00->	VEN	BS-5354	->07/03; + ABS	DRUM	BS-5208	->07/03	
			SOL	BS-5355	->07/03	DRUM	BS-5544	->07/03; + ABS	
1.3 CDTI 16V	51/69	08/05->	VEN	BS-5248		DRUM	BS-5208	- ABS	
						DRUM	BS-5544	+ ABS	
1.7 DI 16V	48/65	09/00->	VEN	BS-5354		DRUM	BS-5208	->07/03	
						DRUM	BS-5544	->07/03; + ABS	
1.7 DTI 16V	55/75	09/00->	VEN	BS-5248		DRUM	BS-5208	->07/03	
						DRUM	BS-5544	->07/03; + ABS	

	<b>kW/HP</b>		<b>Type</b>			<b>Type</b>		
<b>CORSA D</b> 								
1.0	48/65	01/10->	SOL	BS-5000		DRUM	BS-5521	MD L68
						DRUM	BS-5561	MD L08
1.0	44/60	07/06->	SOL	BS-5000		DRUM	BS-5521	MD L68
						DRUM	BS-5561	MD L08
1.2	51/69	06/10->	SOL	BS-5000		DRUM	BS-5521	MD L68
						DRUM	BS-5561	MD L08
1.2	63/86	06/10->	SOL	BS-5000		DRUM	BS-5521	MD L68
						DRUM	BS-5561	MD L08
1.2	59/80	07/06->	SOL	BS-5000		DRUM	BS-5521	MD L68
						DRUM	BS-5561	MD L08
1.2 LPG	61/83	06/11->	SOL	BS-5000		DRUM	BS-5521	MD L68
						DRUM	BS-5561	MD L08
1.2 LPG	63/86	08/11->	SOL	BS-5000		DRUM	BS-5521	MD L68
						DRUM	BS-5561	MD L08
1.2 LPG	59/80	09/09->	SOL	BS-5000		DRUM	BS-5521	MD L68
						DRUM	BS-5561	MD L08
1.3 CDTI	70/95	06/10->	SOL	BS-5000		DRUM	BS-5521	
1.3 CDTI	55/75	07/06->	SOL	BS-5000	engine A13DTC/Z13DTJ	DRUM	BS-5521	
						DRUM	BS-5561	MD EcoFlex
1.3 CDTI	66/90	07/06->	SOL	BS-5000		DRUM	BS-5521	
1.4	74/100	06/10->	SOL	BS-5000		DRUM	BS-5521	
1.4	66/90	07/06->	SOL	BS-5000		DRUM	BS-5521	
1.4	64/87	09/09->	SOL	BS-5000		DRUM	BS-5521	
1.4 LPG	66/90	07/06->	SOL	BS-5000		DRUM	BS-5521	
1.4 LPG	64/87	09/09->	SOL	BS-5000		DRUM	BS-5521	
1.6 Turbo	141/192	02/07->	VEN	BS-5294				
1.6 Turbo	110/150	02/07->	VEN	BS-5294				
<b>CORSA D Van</b> 								
1.0	48/65	01/10->	SOL	BS-5000		DRUM	BS-5561	
1.0	44/60	07/06->	SOL	BS-5000		DRUM	BS-5561	
1.2	51/69	06/10->	SOL	BS-5000		DRUM	BS-5561	
1.2	63/86	06/10->	SOL	BS-5000		DRUM	BS-5561	
1.2	59/80	07/09->	SOL	BS-5000		DRUM	BS-5561	
1.3 CDTI	70/95	06/10->	SOL	BS-5000		DRUM	BS-5521	
1.3 CDTI	55/75	07/06->	SOL	BS-5000	->07/09	DRUM	BS-5521	
						DRUM	BS-5561	MD EcoFlex
1.3 CDTI	66/90	07/06->				DRUM	BS-5521	





kW/HP



Type



Type



## CORSA E

1.0	66/90	09/14->	SOL	BS-5000	for POC JQ3
			VEN	BS-5294	for POC J79
1.0	85/115	09/14->	SOL	BS-5000	for POC JQ3
			VEN	BS-5294	for POC J79
1.2	51/69	09/14->	SOL	BS-5000	for POC JQ3
			VEN	BS-5294	for POC J79
1.3 CDTI	55/75	09/14->	SOL	BS-5000	for POC JQ3
			VEN	BS-5294	for POC J79
1.3 CDTI	70/95	09/14->	SOL	BS-5000	for POC JQ3
			VEN	BS-5294	for POC J79
1.4	66/90	09/14->	SOL	BS-5000	for POC JQ3
			VEN	BS-5294	for POC J79
1.4	55/75	09/14->	SOL	BS-5000	for POC JQ3
			VEN	BS-5294	for POC J79
1.4 LPG	66/90	03/15->	SOL	BS-5000	for POC JQ3
			VEN	BS-5294	for POC J79
1.4 Turbo	110/150	03/15->	SOL	BS-5000	for POC JQ3
			VEN	BS-5294	for POC J79
1.4 Turbo	74/101	09/14->	SOL	BS-5000	for POC JQ3
			VEN	BS-5294	for POC J79
1.6 Turbo	152/207	03/15->	VEN	BS-5294	for POC J79

## CORSA E Van

1.2	51/69	01/15->	SOL	BS-5000	for POC JQ3
			VEN	BS-5294	for POC J79
1.3 CDTI	55/75	01/15->	SOL	BS-5000	for POC JQ3
			VEN	BS-5294	for POC J79
1.3 CDTI	70/95	09/14->	SOL	BS-5000	for POC JQ3
			VEN	BS-5294	for POC J79
1.4	66/90	09/14->	SOL	BS-5000	for POC JQ3
			VEN	BS-5294	for POC J79
1.4	55/75	09/14->	SOL	BS-5000	for POC JQ3
			VEN	BS-5294	for POC J79

## FRONTERA A [5\_MWL4]

2.2 i [54MWL4]	100/136	03/95->10/98	VEN	BS-5671		VEN	BS-5103
2.3 TD [5JMWL4]	74/100	03/92->10/98	VEN	BS-5734		VEN	BS-5103
2.4 i [53MWL4]	92/125	03/92->10/98	VEN	BS-5734		VEN	BS-5103
2.5 TDS	85/115	09/96->10/98	VEN	BS-5671		VEN	BS-5103
2.8 TD [5BMWL4]	83/113	03/95->10/98	VEN	BS-5671	+ ABS	VEN	BS-5103 + ABS



kW/HP



Type



Type



## FRONTERA A Sport [5\_SUD2]

2.0 i (52SUD2, 55SUD2)	85/115	03/92->10/98	VEN	BS-5671	03/95->; + ABS	VEN	BS-5103	03/95->
			VEN	BS-5734	->02/95			
2.5 TDS	85/115	09/96->10/98	VEN	BS-5671		VEN	BS-5103	
2.8 TD (53SUD2)	83/113	03/95->08/96	VEN	BS-5671	+ ABS	VEN	BS-5103	+ ABS

## FRONTERA B (6B\_)









2.2 DTI	88/120	09/02->	VEN	BS-5671	->07/04	VEN	BS-5103	->07/04
2.2 DTI (6B_ZC, 6B_VF, 6B_66, 6B_76)	85/116	10/98->09/02	VEN	BS-5671	->06/00; + ABS	VEN	BS-5103	->06/00; + ABS
2.2 i (6B_ZC, 6B_VF, 6B_66, 6B_76)	100/136	10/98->	VEN	BS-5671	->07/04; ->06/00	VEN	BS-5103	->07/04
3.2 i (6B1VF, 6B1_6)	151/205	10/98->	VEN	BS-5671	->07/04; ->06/00	VEN	BS-5103	->07/04







## GT

1.1	44/60	09/68->12/70	SOL	BS-5033		DRUM	BS-5056	->07/70
1.9	66/90	09/68->08/73	SOL	BS-5033				

## INSIGNIA

1.4	103/140	04/11->	VEN	BS-5622	Ø wheel 16` in; for POC J60			
1.4 LPG	103/140	07/12->	VEN	BS-5622	Ø wheel 16` in; for POC J60			
1.6	85/116	07/08->	VEN	BS-5622	Ø wheel 16` in; for POC J60			
1.6 CDTi	100/136	07/15->	VEN	BS-5622	for POC J60			
1.6 CDTi	88/120	07/15->	VEN	BS-5622	for POC J60			
1.6 SIDI	125/170	03/13->	VEN	BS-5622	for POC J60			
1.6 Turbo	132/180	07/08->	VEN	BS-5622	Ø wheel 16` in; for POC J60			
1.8	103/140	07/08->	VEN	BS-5622	Ø wheel 16` in; for POC J60			
2.0 Biturbo CDTi	143/195	01/12->	VEN	BS-5622	Ø wheel 16` in			
2.0 Biturbo CDTi	140/190	07/08->	VEN	BS-5622	Ø wheel 16` in; for POC J60			
2.0 Biturbo CDTi 4x4	143/195	01/12->	VEN	BS-5622	Ø wheel 16` in			
2.0 Biturbo CDTi 4x4	140/190	05/09->	VEN	BS-5622	Ø wheel 16` in; for POC J60			
2.0 CDTi	88/120	03/12->	VEN	BS-5622	for POC J60			
2.0 CDTi	81/110	07/08->	VEN	BS-5622	Ø wheel 16` in			
2.0 CDTi	96/131	07/08->	VEN	BS-5622	Ø wheel 16` in			
2.0 CDTi	118/160	07/08->	VEN	BS-5622	Ø wheel 16` in			
2.0 CDTi	103/140	07/13->	VEN	BS-5622	for POC J60			
2.0 CDTi	120/163	07/13->	VEN	BS-5622	for POC J60			
2.0 CDTi	125/170	11/14->	VEN	BS-5622	for POC J60			
2.0 CDTi 4x4	118/160	06/10->	VEN	BS-5622	Ø wheel 16` in			
2.0 CDTi 4x4	120/163	07/13->	VEN	BS-5622	for POC J60			
2.0 CDTi 4x4	125/170	11/14->	VEN	BS-5622	for POC J60			
2.0 E85 Turbo	162/220	09/10->	VEN	BS-5622	Ø wheel 16` in			
2.0 Turbo	184/250	04/14->	VEN	BS-5622	Ø wheel 16` in; for POC J60			
2.0 Turbo	162/220	07/08->	VEN	BS-5622	for POC J60; Ø wheel 16` in			

	<b>kW/HP</b>		<b>Type</b>			<b>Type</b>		
2.0 Turbo 4x4	162/220	07/08->	VEN	BS-5622	Ø wheel 16` in; for POC J60			
2.0 Turbo 4x4	184/250	09/11->	VEN	BS-5622	Ø wheel 16` in; for POC J60			
2.8 V6 Turbo 4x4	191/260	07/08->	VEN	BS-5622	Ø wheel 16` in			
<b>INSIGNIA Estate</b> 								
1.4	103/140	09/11->	VEN	BS-5622	Ø wheel 16` in; for POC J60			
1.4 LPG	103/140	07/12->	VEN	BS-5622	Ø wheel 16` in; for POC J60			
1.6	85/116	07/08->	VEN	BS-5622	Ø wheel 16` in; for POC J60			
1.6 CDTi	88/120	07/15->	VEN	BS-5622	for POC J60			
1.6 CDTi	100/136	07/15->	VEN	BS-5622	for POC J60			
1.6 SIDI	125/170	03/13->	VEN	BS-5622	for POC J60			
1.6 Turbo	132/180	01/09->	VEN	BS-5622	Ø wheel 16` in; for POC J60			
1.8	103/140	07/08->	VEN	BS-5622	Ø wheel 16` in; for POC J60			
2.0 Biturbo CDTi	143/195	01/12->	VEN	BS-5622	Ø wheel 16` in			
2.0 Biturbo CDTi	140/190	07/08->	VEN	BS-5622	Ø wheel 16` in; for POC J60			
2.0 Biturbo CDTi 4x4	143/195	01/12->	VEN	BS-5622	Ø wheel 16` in			
2.0 Biturbo CDTi 4x4	140/190	07/08->	VEN	BS-5622	Ø wheel 16` in; for POC J60			
2.0 CDTi	88/120	03/12->	VEN	BS-5622	for POC J60			
2.0 CDTi	81/110	07/08->	VEN	BS-5622	Ø wheel 16` in; for POC J60			
2.0 CDTi	96/131	07/08->	VEN	BS-5622	Ø wheel 16` in			
2.0 CDTi	118/160	07/08->	VEN	BS-5622	Ø wheel 16` in			
2.0 CDTi	120/163	07/13->	VEN	BS-5622	for POC J60			
2.0 CDTi	103/140	07/13->	VEN	BS-5622	for POC J60			
2.0 CDTi	125/170	11/14->	VEN	BS-5622	for POC J60			
2.0 CDTi 4x4	118/160	06/10->	VEN	BS-5622	Ø wheel 16` in			
2.0 CDTi 4x4	120/163	07/13->	VEN	BS-5622	for POC J60			
2.0 CDTi 4x4	125/170	11/14->	VEN	BS-5622	for POC J60			
2.0 E85 Turbo	162/220	09/10->	VEN	BS-5622	Ø wheel 16` in			
2.0 Turbo	184/250	04/14->	VEN	BS-5622	Ø wheel 16` in; for POC J60			
2.0 Turbo	162/220	07/08->	VEN	BS-5622	Ø wheel 16` in			
2.0 Turbo 4x4	162/220	07/08->	VEN	BS-5622	Ø wheel 16` in			
2.0 Turbo 4x4	184/250	09/11->	VEN	BS-5622	Ø wheel 16` in; for POC J60			
2.8 V6 Turbo 4x4	191/260	10/08->	VEN	BS-5622	Ø wheel 16` in			
<b>INSIGNIA Saloon</b> 								
1.4	103/140	04/11->	VEN	BS-5622	Ø wheel 16` in; for POC J60			
1.4 LPG	103/140	07/12->	VEN	BS-5622	Ø wheel 16` in; for POC J60			
1.6	85/116	07/08->	VEN	BS-5622	Ø wheel 16` in			
1.6 CDTi	88/120	07/15->	VEN	BS-5622	for POC J60			
1.6 CDTi	100/136	07/15->	VEN	BS-5622	for POC J60			

	<b>kW/HP</b>		<b>Type</b>			<b>Type</b>		
1.6 SIDI	125/170	03/13->	VEN	BS-5622	for POC J60			
1.6 Turbo	132/180	01/09->	VEN	BS-5622	Ø wheel 16` in			
1.8	103/140	07/08->	VEN	BS-5622	Ø wheel 16` in			
2.0 Biturbo CDTI	143/195	01/12->	VEN	BS-5622	Ø wheel 16` in			
2.0 Biturbo CDTI	140/190	07/08->	VEN	BS-5622	Ø wheel 16` in; for POC J60			
2.0 Biturbo CDTI 4x4	143/195	01/12->	VEN	BS-5622	Ø wheel 16` in			
2.0 Biturbo CDTI 4x4	140/190	07/08->	VEN	BS-5622	Ø wheel 16` in; for POC J60			
2.0 CDTI	88/120	03/12->	VEN	BS-5622	for POC J60			
2.0 CDTI	81/110	07/08->	VEN	BS-5622	Ø wheel 16` in; for POC J60			
2.0 CDTI	96/131	07/08->	VEN	BS-5622	Ø wheel 16` in			
2.0 CDTI	118/160	07/08->	VEN	BS-5622	Ø wheel 16` in			
2.0 CDTI	103/140	07/13->	VEN	BS-5622	for POC J60			
2.0 CDTI	120/163	07/13->	VEN	BS-5622	for POC J60			
2.0 CDTI	125/170	11/14->	VEN	BS-5622	for POC J60			
2.0 CDTI 4x4	118/160	06/10->	VEN	BS-5622	Ø wheel 16` in			
2.0 CDTI 4x4	120/163	07/13->	VEN	BS-5622	MD J60			
2.0 CDTI 4x4	125/170	11/14->	VEN	BS-5622	for POC J60			
2.0 Turbo	184/250	04/14->	VEN	BS-5622	Ø wheel 16` in; for POC J60			
2.0 Turbo	162/220	07/08->	VEN	BS-5622	Ø wheel 16` in			
2.0 Turbo 4x4	162/220	07/08->	VEN	BS-5622	Ø wheel 16` in; for POC J60			
2.0 Turbo 4x4	184/250	09/11->	VEN	BS-5622	Ø wheel 16` in; for POC J60			
2.0 Turbo E85	162/220	07/08->	VEN	BS-5622	Ø wheel 16` in			
2.8 V6 Turbo 4x4	191/260	07/08->	VEN	BS-5622	Ø wheel 16` in			

### KADETT B














1.1	37/50	08/71->08/73				DRUM	BS-5053	
1.1	33/45	09/65->07/71				DRUM	BS-5053	
1.1 S	40/55	09/65->07/71				DRUM	BS-5053	
1.1 SR	44/60	11/66->07/71				DRUM	BS-5053	
1.2 S	44/60	08/71->08/73				DRUM	BS-5053	08/72->








### KADETT B Coupe











1.1	37/50	08/71->08/73				DRUM	BS-5053	
1.1	33/45	09/65->07/71				DRUM	BS-5053	
1.1	40/55	09/65->07/71				DRUM	BS-5053	
1.1	44/60	11/66->07/71				DRUM	BS-5053	
1.2	44/60	08/71->08/73				DRUM	BS-5053	08/72->








### KADETT B Estate

1.1	37/50	08/71->08/73				DRUM	BS-5053	
1.1	33/45	09/65->07/71				DRUM	BS-5053	
1.1	40/55	09/65->07/71				DRUM	BS-5053	











	<b>kW/HP</b>		<b>Type</b>			<b>Type</b>			
1.2	44/60	08/71->08/73				DRUM	BS-5053	08/72->	
<b>KADETT C</b> 									
1.0	29/40	01/74->07/79	SOL	BS-5033		DRUM	BS-5053	09/74->	
1.2	38/52	08/73->04/77	SOL	BS-5033		DRUM	BS-5053	09/74->	
1.2	40/55	08/73->07/79	SOL	BS-5033		DRUM	BS-5053	09/74->	
1.2 S	44/60	08/73->07/79	SOL	BS-5033		DRUM	BS-5053	09/74->	
<b>KADETT C City</b> 									
1.0	29/40	05/75->07/79	SOL	BS-5033		DRUM	BS-5053		
1.2	38/52	05/75->04/77	SOL	BS-5033		DRUM	BS-5053		
1.2	40/54	07/76->07/79	SOL	BS-5033		DRUM	BS-5053		
1.2 S	44/60	08/73->07/79	SOL	BS-5033		DRUM	BS-5053	09/74->	
<b>KADETT C Coupe</b> 									
1.0	29/40	01/74->07/79	SOL	BS-5033		DRUM	BS-5053	09/74->	
1.2	38/52	08/73->04/77	SOL	BS-5033		DRUM	BS-5053	09/74->	
1.2	40/54	08/73->07/79	SOL	BS-5033		DRUM	BS-5053	09/74->	
1.2 S	44/60	08/73->07/79	SOL	BS-5033		DRUM	BS-5053	09/74->	
<b>KADETT C Estate</b> 									
1.0	29/40	01/74->07/79	SOL	BS-5033		DRUM	BS-5053	09/74->	
1.2	38/52	08/73->04/77	SOL	BS-5033		DRUM	BS-5053	09/74->	
1.2	40/54	08/73->07/79	SOL	BS-5033		DRUM	BS-5053	09/74->	
1.2 S	44/60	08/73->07/79	SOL	BS-5033		DRUM	BS-5053	09/74->	
<b>KADETT D [31_34_, 41_44_] </b>									
1.2	39/53	08/79->07/82				DRUM	BS-5056		
1.2	40/55	08/82->08/84				DRUM	BS-5056		
1.2 S	44/60	08/79->08/84				DRUM	BS-5056		
1.3 N	44/60	08/79->08/84				DRUM	BS-5056		
1.3 S	55/75	08/79->08/84	SOL	BS-5033	AT	DRUM	BS-5053	MT	
1.6 D	40/54	03/82->08/84	SOL	BS-5033		DRUM	BS-5053		
1.6 S	66/90	09/81->08/84	SOL	BS-5033		DRUM	BS-5053		
1.8 GT/E	85/115	02/83->08/84	VEN	BS-5034		DRUM	BS-5053		
<b>KADETT D [32_37_39_42] </b>									
1.2 S	44/60	08/79->08/84				DRUM	BS-5056		
1.3 N	44/60	08/79->08/84				DRUM	BS-5056		
1.3 S	55/75	08/79->08/84	SOL	BS-5033	AT	DRUM	BS-5053	MT	
1.6 D	40/54	03/82->08/84	SOL	BS-5033		DRUM	BS-5053		
<b>KADETT D Estate [35_36_45_46] </b>									
1.2	39/53	08/79->07/82				DRUM	BS-5053		
						DRUM	BS-5056	09/81->	
1.2 S	44/60	08/79->08/84				DRUM	BS-5053		
						DRUM	BS-5056		









	kw/HP		Type			Type		
1.3 N	44/60	08/79->08/84	SOL	BS-5033	08/83->	DRUM	BS-5053	
						DRUM	BS-5056	
1.3 S	55/75	08/79->08/84	SOL	BS-5033	AT	DRUM	BS-5053	
1.6 D	40/54	03/82->08/84	SOL	BS-5033		DRUM	BS-5053	
1.6 S	66/90	09/81->08/84	SOL	BS-5033		DRUM	BS-5053	->07/83
<b>KADETT E (39_, 49_) </b>								
1.2	40/55	09/84->07/86				DRUM	BS-5056	
1.3 i CAT	44/60	09/85->08/91				DRUM	BS-5053	AT
						DRUM	BS-5056	MT
1.3 N	44/60	09/84->08/89				DRUM	BS-5053	AT
						DRUM	BS-5056	MT
1.3 S	55/75	09/84->08/87				DRUM	BS-5053	AT
						DRUM	BS-5056	MT
1.4 i	44/60	01/90->08/91				DRUM	BS-5053	AT
						DRUM	BS-5056	MT
1.4 S	55/75	01/90->08/91				DRUM	BS-5053	AT
						DRUM	BS-5056	MT
1.5 TD	53/72	07/88->08/91	SOL	BS-5033		DRUM	BS-5056	
1.6 D	40/54	09/84->01/89	SOL	BS-5033	MT	DRUM	BS-5053	AT
						DRUM	BS-5056	MT
1.6 i	55/75	09/86->08/91	SOL	BS-5033	AT	DRUM	BS-5053	MT
1.6 i CAT	55/75	09/86->08/91	SOL	BS-5033	AT	DRUM	BS-5053	MT
1.6 S	66/90	09/84->08/86	SOL	BS-5033	MT	DRUM	BS-5053	MT
1.6 S	60/82	09/86->08/91	SOL	BS-5033	AT	DRUM	BS-5053	MT
1.7 D	42/57	02/89->08/91	SOL	BS-5033	09/89->; MT	DRUM	BS-5053	09/89->; AT
						DRUM	BS-5056	09/89->; MT
1.8	84/114	09/87->08/90	SOL	BS-5033	->08/89			
			VEN	BS-5034		DRUM	BS-5053	
			VEN	BS-5035	09/89->			
1.8 i	85/115	09/84->08/86	SOL	BS-5033		DRUM	BS-5053	
1.8 i	66/90	09/90->08/91	SOL	BS-5033		DRUM	BS-5053	
			VEN	BS-5035				
1.8 i	74/100	10/85->08/86	SOL	BS-5033		DRUM	BS-5053	
			VEN	BS-5035				
1.8 S	62/84	09/87->08/91	SOL	BS-5033	->08/89	DRUM	BS-5053	->08/89
2.0 i	85/115	03/87->08/91	VEN	BS-5035		DRUM	BS-5053	->08/89
2.0 i CAT	85/115	03/87->08/91	VEN	BS-5035		DRUM	BS-5053	->08/89








	<b>kw/HP</b>		<b>Type</b>			<b>Type</b>		
<b>KADETT E Box (37_, 47_) </b>								
1.2	40/55	09/84->07/86	SOL	BS-5033	MD based on Kadett	DRUM	BS-5053	MD based on Kadett
1.3 N	44/60	09/84->07/89				DRUM	BS-5056	MD based on Kadett
1.4 i	44/60	01/90->08/91				DRUM	BS-5056	MD based on Kadett
1.6 D	40/54	08/84->08/88	SOL	BS-5033	MD based on Kadett	DRUM	BS-5056	MD based on Kadett
1.6 i	55/75	08/89->09/93	SOL	BS-5033	MD based on Kadett	DRUM	BS-5053	MD based on Kadett
1.7 D	42/57	08/88->09/92	SOL	BS-5033	08/89-> MD based on Kadett; 09/89->	DRUM	BS-5056	08/89-> MD based on Kadett; 09/89->
1.8 i	66/90	08/84->09/92	SOL	BS-5033	08/88-> ->05/92	DRUM	BS-5053	08/88-> ->05/92
<b>KADETT E Combo (38_, 48_) </b>								
1.3 N	44/60	01/86->12/89				DRUM	BS-5056	->08/89; MD based on Kadett
1.3 S	55/75	01/86->12/89				DRUM	BS-5056	->08/89; MD based on Kadett
1.4 i	44/60	08/91->07/94				DRUM	BS-5056	->08/92; MD based on Kadett
1.4 S	55/75	07/89->08/91				DRUM	BS-5056	MD based on Kadett
1.6	60/82	09/86->12/91	SOL	BS-5033	MD based on Kadett	DRUM	BS-5053	MD based on Kadett
1.6 D	40/54	01/86->12/89	SOL	BS-5033	->08/89; MD based on Kadett	DRUM	BS-5056	->08/89; MD based on Kadett
1.6 i	55/75	08/91->07/94	SOL	BS-5033	->08/93; MD based on Kadett	DRUM	BS-5053	->08/93; MD based on Kadett
1.7 D	42/57	01/89->07/94	SOL	BS-5033	08/89-> ->08/92; MD based on Kadett; 09/89->	DRUM	BS-5056	08/89-> ->08/92; MD based on Kadett; 09/89->
1.7 D	44/60	07/92->07/94	VEN	BS-5034		DRUM	BS-5053	
<b>KADETT E Convertible (43B_) </b>								
1.3 S	55/75	03/87->02/93				DRUM	BS-5053	
1.4 i	44/60	01/90->08/91				DRUM	BS-5053	->ch.M2500000; ->ch.M5000000; ->ch.LE299999; ->ch.MB535154
						DRUM	BS-5056	ch.M2500001-> ; ch.M5000001-> ; ch.ME100001-> ; ch.MB535155->
1.4 S	55/75	08/90->02/93				DRUM	BS-5053	
1.6 i	60/82	07/89->02/93	SOL	BS-5033	->05/92; AT	DRUM	BS-5053	->05/92; MT
1.6 i	55/75	10/86->02/93	SOL	BS-5033	->05/92; AT	DRUM	BS-5053	->05/92; MT
1.6 i CAT	55/75	10/87->02/93	SOL	BS-5033	->05/92; AT	DRUM	BS-5053	->05/92; MT
2.0 i	85/115	10/86->02/93	VEN	BS-5035	->05/92	DRUM	BS-5053	->05/92
2.0 i CAT	85/116	10/86->02/93	VEN	BS-5035	->05/92	DRUM	BS-5053	->05/92
<b>KADETT E Estate (35_, 36_, 45_, 46_) </b>								
1.2	40/55	09/84->07/86	SOL	BS-5033		DRUM	BS-5053	MD based on Kadett
1.3 i CAT	44/60	09/85->08/91	SOL	BS-5033	AT	DRUM	BS-5053	MT
						DRUM	BS-5056	->08/89; MD based on Kadett
1.3 N	44/60	09/84->08/91	SOL	BS-5033		DRUM	BS-5053	MT
1.3 S	55/75	09/84->08/87	SOL	BS-5033	MT	DRUM	BS-5053	MT
						DRUM	BS-5056	MD based on Kadett
1.4 i	44/60	01/90->08/91	SOL	BS-5033	MT	DRUM	BS-5053	MT
1.4 S	55/75	01/90->08/91	SOL	BS-5033	MT	DRUM	BS-5053	MT
						DRUM	BS-5056	MD based on Kadett
1.5 TD	53/72	07/88->08/91	SOL	BS-5033		DRUM	BS-5053	









	kW/HP		Type			Type		
1.6	60/82	09/86->08/91	SOL	BS-5033		DRUM	BS-5053	MD based on Kadett
1.6 D	40/54	09/84->01/89	SOL	BS-5033		DRUM	BS-5053	01/88->
						DRUM	BS-5056	MD based on Kadett
1.6 i	55/75	09/86->08/91	SOL	BS-5033		DRUM	BS-5053	MD based on Kadett; 01/88->
1.6 i CAT	55/75	09/86->08/91	SOL	BS-5033		DRUM	BS-5053	01/88->; MD based on Kadett
1.6 S	66/90	09/84->08/86	SOL	BS-5033				
1.7 D	42/57	02/89->08/91	SOL	BS-5033	09/89->	DRUM	BS-5053	09/89->
1.8 E	74/100	10/85->08/86	SOL	BS-5033				
			VEN	BS-5035				
1.8 i	66/90	06/85->08/91	SOL	BS-5033	01/88->	DRUM	BS-5053	01/88->
			VEN	BS-5035	01/88->			
1.8 i	85/115	09/84->08/86	SOL	BS-5033				
			VEN	BS-5035				
1.8 S	62/84	09/87->08/91	SOL	BS-5033		DRUM	BS-5053	01/88->
			VEN	BS-5035				
2.0 i	85/115	09/87->08/91	VEN	BS-5035		DRUM	BS-5053	01/88->
2.0 i CAT	85/115	09/87->08/91	VEN	BS-5035		DRUM	BS-5053	01/88->
<b>KADETT E Hatchback (33_, 34_, 43_, 44_) </b>								
1.2	40/55	09/84->07/86				DRUM	BS-5053	AT
						DRUM	BS-5056	
1.3 i CAT	44/60	09/85->08/91				DRUM	BS-5053	AT
						DRUM	BS-5056	MT
1.3 N	44/60	09/84->08/91				DRUM	BS-5053	->08/87; AT
						DRUM	BS-5056	->08/87; MT
1.3 S	55/75	09/84->08/87				DRUM	BS-5053	AT
						DRUM	BS-5056	MT
1.4 i	44/60	01/90->08/91				DRUM	BS-5053	AT
						DRUM	BS-5056	MT
1.4 S	55/75	01/90->08/91				DRUM	BS-5053	AT
						DRUM	BS-5056	MT
1.4 S	60/82	09/89->08/91				DRUM	BS-5053	AT
						DRUM	BS-5056	MT
1.5 TD	53/72	07/88->08/91	SOL	BS-5033		DRUM	BS-5056	
1.6 D	40/54	09/84->01/89	SOL	BS-5033	MT	DRUM	BS-5053	AT
						DRUM	BS-5056	MT
1.6 i	55/75	09/86->08/91	SOL	BS-5033	AT	DRUM	BS-5053	MT
1.6 i CAT	55/75	09/86->08/91	SOL	BS-5033	AT	DRUM	BS-5053	MT
1.6 S	66/90	09/84->08/86	SOL	BS-5033	MT	DRUM	BS-5053	MT





















	kw/HP		Type			Type		
1.6 S	60/82	09/86->08/91	SOL	BS-5033	AT	DRUM	BS-5053	MT
1.7 D	42/57	02/89->08/91	SOL	BS-5033	09/89->; MT	DRUM	BS-5053	09/89->; AT
						DRUM	BS-5056	09/89->; MT
1.8 E	74/100	10/85->08/86	SOL	BS-5033		DRUM	BS-5053	
			VEN	BS-5034				
			VEN	BS-5035				
1.8 GSI	85/115	09/84->08/86	SOL	BS-5033		DRUM	BS-5053	
1.8 i	66/90	06/85->08/91	SOL	BS-5033	->08/89	DRUM	BS-5053	
			VEN	BS-5035	09/89->			
1.8 S	62/84	09/87->08/91	SOL	BS-5033	->08/89	DRUM	BS-5053	->08/89
2.0 GSI	85/115	09/86->08/91	VEN	BS-5035		DRUM	BS-5053	->08/89
2.0 GSI	95/129	09/86->08/91	VEN	BS-5035		DRUM	BS-5053	->08/89
2.0 GSI 16V	110/150	03/88->08/91	VEN	BS-5035		DRUM	BS-5053	->08/89
2.0 GSI 16V	115/156	12/87->08/91	VEN	BS-5035		DRUM	BS-5053	
2.0 GSI 16V CAT	110/150	03/88->08/91	VEN	BS-5035		DRUM	BS-5053	->08/89
2.0 GSI CAT	85/115	09/86->08/91	VEN	BS-5035		DRUM	BS-5053	->08/89
<b>MANTA A [58_, 59_] </b>								
1.2	44/60	04/72->08/75				DRUM	BS-5053	
1.6	44/60	02/75->08/75				DRUM	BS-5053	
1.6	55/75	02/75->08/75				DRUM	BS-5053	
1.6	50/68	09/70->08/75				DRUM	BS-5053	
1.6 S	59/80	09/70->08/75				DRUM	BS-5053	
<b>MANTA B [58_, 59_] </b>								
1.2 S	44/60	09/75->02/79				DRUM	BS-5053	
1.3 N	44/60	03/79->12/80				DRUM	BS-5053	
1.6 N	44/60	09/75->12/80				DRUM	BS-5053	MT
1.6 S	55/75	09/75->12/81				DRUM	BS-5053	->08/81; MT
<b>MANTA B CC [53_, 55_] </b>								
1.3 N	44/60	03/79->12/80				DRUM	BS-5053	
1.6 N	44/60	09/75->12/80				DRUM	BS-5053	MT
<b>MERIVA </b>								
1.3 CDTI	51/69	04/05->05/10	VEN	BS-5247		SOL	BS-5246	Ø wheel 15` in
			VEN	BS-5307		SOL	BS-5293	
1.3 CDTI	55/75	09/03->05/10	VEN	BS-5247	engine Z17DT	SOL	BS-5246	engine Z17DT
			VEN	BS-5307	engine Y17DT	SOL	BS-5293	engine Y17DT
1.4 16V Twinport	66/90	07/04->05/10	VEN	BS-5247	Ø wheel 15` in	SOL	BS-5101	Ø wheel 14` in
			VEN	BS-5248	Ø wheel 14` in	SOL	BS-5246	Ø wheel 15` in
1.4 16V Twinport LPG	66/90	07/04->05/10	VEN	BS-5247	Ø wheel 15` in	SOL	BS-5101	Ø wheel 14` in
			VEN	BS-5248	Ø wheel 14` in	SOL	BS-5246	Ø wheel 15` in

	kw/HP		Type			Type		
1.6	77/105	01/06->05/10	VEN	BS-5247		SOL	BS-5246	Ø wheel 15" in
			VEN	BS-5307		SOL	BS-5293	
1.6	64/87	05/03->05/10	VEN	BS-5248		SOL	BS-5101	
1.6 16V	74/100	05/03->01/06	VEN	BS-5247		SOL	BS-5246	Ø wheel 15" in
			VEN	BS-5307		SOL	BS-5293	
1.6 Turbo	132/180	09/05->05/10	VEN	BS-5294		SOL	BS-5246	
1.7 CDTI	74/100	09/03->05/10	VEN	BS-5247		SOL	BS-5246	
1.7 CDTI	92/125	09/06->05/10	VEN	BS-5247		SOL	BS-5246	
1.7 DTI	55/75	09/03->05/10	VEN	BS-5247	engine Z17DT	SOL	BS-5246	engine Z17DT
			VEN	BS-5307	engine Y17DT	SOL	BS-5293	engine Y17DT
1.8	92/125	05/03->05/10	VEN	BS-5247		SOL	BS-5246	Ø wheel 15" in
			VEN	BS-5307		SOL	BS-5293	
<b>MERIVA B</b> 								
1.3 CDTI	70/95	06/10->	VEN	BS-5247		SOL	BS-5246	
1.4	74/100	06/10->	VEN	BS-5247		SOL	BS-5246	
1.4	88/120	06/10->	VEN	BS-5247		SOL	BS-5246	
1.4	103/140	06/10->	VEN	BS-5294		SOL	BS-5246	
1.4 LPG	88/120	06/11->	VEN	BS-5247		SOL	BS-5246	
			VEN	BS-5294				
1.6 CDTi	100/136	08/13->	VEN	BS-5294		SOL	BS-5246	
1.6 CDTI	70/95	01/14->	VEN	BS-5294		SOL	BS-5246	
1.7 CDTI	74/100	06/10->	VEN	BS-5247		SOL	BS-5246	
			VEN	BS-5294				
1.7 CDTI	81/110	06/10->	VEN	BS-5247		SOL	BS-5246	
			VEN	BS-5294				
1.7 CDTI	96/131	06/10->	VEN	BS-5247		SOL	BS-5246	
			VEN	BS-5294				
<b>MOKKA</b> 								
1.4	103/140	04/13->	VEN	BS-5836		SOL	BS-5052	
1.4 4x4	103/140	06/12->	VEN	BS-5836		SOL	BS-5052	
1.4 LPG	103/140	04/13->	VEN	BS-5836		SOL	BS-5052	
1.6	85/116	06/12->	VEN	BS-5836		SOL	BS-5052	
1.6 CDTI	100/136	01/15->				SOL	BS-5052	
1.6 CDTI	81/110	06/15->				SOL	BS-5052	
1.6 CDTI 4x4	100/136	01/15->				SOL	BS-5052	
1.7 CDTI	96/131	06/12->	VEN	BS-5836		SOL	BS-5052	
1.7 CDTI 4x4	96/131	06/12->	VEN	BS-5836		SOL	BS-5052	
1.8	103/140	01/13->	VEN	BS-5836		SOL	BS-5052	

	<b>kW/HP</b>		<b>Type</b>			<b>Type</b>		
1.8 4x4	103/140	01/13->	VEN	BS-5836		SOL	BS-5052	
<b>MONTEREY A (UBS_)</b> 								
3.1 TD (UBS69_)	84/114	09/91->07/98	VEN	BS-5671 + ABS		VEN	BS-5103 + ABS	
3.2 (UBS25_)	130/177	06/92->07/98	VEN	BS-5671 + ABS		VEN	BS-5103 + ABS	
<b>MONTEREY B</b> 								
3.0 DTI	117/159	07/98->08/99	VEN	BS-5671 + ABS		VEN	BS-5103 + ABS	
3.5 V6 24V	158/215	07/98->08/99	VEN	BS-5671 + ABS		VEN	BS-5103 + ABS	
<b>MOVANO B Box</b> 								
2.3 CDTI (RWD)	110/150	01/13->	VEN	BS-5872				
2.3 CDTI (RWD)	74/101	05/10->	VEN	BS-5872				
2.3 CDTI (RWD)	92/125	05/10->	VEN	BS-5872				
2.3 CDTI (RWD)	107/146	05/10->	VEN	BS-5872				
2.3 CDTI (RWD)	120/163	05/14->	VEN	BS-5872				
2.3 CDTI (RWD)	100/136	05/14->	VEN	BS-5872				
2.3 CDTI FWD	110/150	01/13->	VEN	BS-5872				
2.3 CDTI FWD	81/110	02/12->	VEN	BS-5872		SOL	BS-5632	
2.3 CDTI FWD	74/101	05/10->	VEN	BS-5872		SOL	BS-5632	
2.3 CDTI FWD	92/125	05/10->	VEN	BS-5872		SOL	BS-5632	
2.3 CDTI FWD	107/146	05/10->	VEN	BS-5872		SOL	BS-5632	
2.3 CDTI FWD	120/163	05/14->	VEN	BS-5872		SOL	BS-5632	
2.3 CDTI FWD	100/136	05/14->	VEN	BS-5872		SOL	BS-5632	
<b>MOVANO B Bus</b> 								
2.3 CDTI	110/150	01/13->	VEN	BS-5872				
2.3 CDTI	81/110	05/14->	VEN	BS-5872		SOL	BS-5632	
2.3 CDTI	100/136	05/14->	VEN	BS-5872		SOL	BS-5632	
2.3 CDTI	120/163	05/14->	VEN	BS-5872		SOL	BS-5632	
2.3 CDTI	125/170	07/15->	VEN	BS-5872				
2.3 CDTI	74/101	12/10->	VEN	BS-5872		SOL	BS-5632	
2.3 CDTI	92/125	12/10->	VEN	BS-5872		SOL	BS-5632	
2.3 CDTI	107/146	12/10->	VEN	BS-5872		SOL	BS-5632	
<b>MOVANO B Platform/Chassis</b> 								
2.3 CDTI (RWD)	110/150	01/13->	VEN	BS-5872				
2.3 CDTI (RWD)	74/101	05/10->	VEN	BS-5872				
2.3 CDTI (RWD)	92/125	05/10->	VEN	BS-5872				
2.3 CDTI (RWD)	107/146	05/10->	VEN	BS-5872				
2.3 CDTI (RWD)	100/136	05/14->	VEN	BS-5872				
2.3 CDTI (RWD)	120/163	05/14->	VEN	BS-5872				
2.3 CDTI FWD	110/150	01/13->	VEN	BS-5872				
2.3 CDTI FWD	74/101	05/10->	VEN	BS-5872		SOL	BS-5632	

	kW/HP		Type			Type		
2.3 CDTI FWD	92/125	05/10->	VEN	BS-5872		SOL	BS-5632	
2.3 CDTI FWD	107/146	05/10->	VEN	BS-5872		SOL	BS-5632	
2.3 CDTI FWD	81/110	05/14->	VEN	BS-5872		SOL	BS-5632	
2.3 CDTI FWD	100/136	05/14->	VEN	BS-5872		SOL	BS-5632	
2.3 CDTI FWD	120/163	05/14->	VEN	BS-5872		SOL	BS-5632	
<b>MOVANO Box (F9)</b> 								
1.9 DTI	59/80	09/00->10/01	VEN	BS-5311	Ø wheel 16` in	SOL	BS-5596	
1.9 DTI	60/82	10/01->	VEN	BS-5311	10/03->; ->09/06	SOL	BS-5596	
2.2 DTI	66/90	09/00->	VEN	BS-5311	Ø wheel 16` in	SOL	BS-5596	Ø wheel 15` in; Ø wheel 16` in
2.5 CDTI	107/146	10/03->	VEN	BS-5311		SOL	BS-5596	
2.5 CDTI	88/120	10/03->	VEN	BS-5311		SOL	BS-5596	
2.5 CDTI	74/101	10/03->	VEN	BS-5311	Ø wheel 16` in	SOL	BS-5596	
2.5 D	59/80	01/99->09/00	VEN	BS-5311	Ø wheel 16` in	SOL	BS-5596	
2.5 DTi	73/99	10/03->	VEN	BS-5311		SOL	BS-5596	
2.5 DTI	84/115	10/01->	VEN	BS-5311	Ø wheel 16` in	SOL	BS-5596	+ ABS
2.8 DTI	84/114	01/99->10/01	VEN	BS-5311	Ø wheel 16` in	SOL	BS-5596	
3.0 DTI	100/136	10/03->	VEN	BS-5311	->09/06	SOL	BS-5596	
<b>MOVANO Combi (J9)</b> 								
1.9 DTI	59/80	09/00->10/01	VEN	BS-5311	Ø wheel 16` in	SOL	BS-5596	
1.9 DTI	60/82	10/01->	VEN	BS-5311	Ø wheel 16` in	SOL	BS-5596	
2.2 DTI	66/90	09/00->	VEN	BS-5311	->09/03; Ø wheel 16` in	SOL	BS-5596	->09/03; Ø wheel 15` in
2.5 CDTI	107/146	08/06->	VEN	BS-5311		SOL	BS-5596	
2.5 CDTI	88/120	08/06->	VEN	BS-5311		SOL	BS-5596	
2.5 CDTI	74/101	09/07->	VEN	BS-5311	Ø wheel 16` in	SOL	BS-5596	
2.5 D	59/80	07/98->09/00	VEN	BS-5311	Ø wheel 16` in	SOL	BS-5596	
2.5 DTI	84/115	10/01->	VEN	BS-5311		SOL	BS-5596	+ ABS
2.8 DTI	84/114	07/98->10/01	VEN	BS-5311	Ø wheel 16` in	SOL	BS-5596	
3.0 DTi	100/136	10/03->	VEN	BS-5311	->09/06	SOL	BS-5596	
<b>MOVANO Dumptruck (H9)</b>								
2.2 DTI	66/90	09/00->	VEN	BS-5311	->09/03; Ø wheel 16` in	SOL	BS-5596	->09/03; Ø wheel 15` in
2.5 CDTI	74/101	08/06->	VEN	BS-5311	Ø wheel 16` in	SOL	BS-5596	
2.5 CDTI	88/120	08/06->	VEN	BS-5311		SOL	BS-5596	
2.5 CDTI	107/146	08/06->	VEN	BS-5311		SOL	BS-5596	
2.5 D	59/80	01/99->09/00	VEN	BS-5311	Ø wheel 16` in	SOL	BS-5596	
2.5 DTI	84/115	10/01->	VEN	BS-5311		SOL	BS-5596	+ ABS
2.5 DTI	73/99	10/03->	VEN	BS-5311		SOL	BS-5596	
2.8 DTI	84/114	01/99->10/01	VEN	BS-5311	Ø wheel 16` in	SOL	BS-5596	
3.0 DTI	100/136	10/03->	VEN	BS-5311		SOL	BS-5596	+ ABS

	kW/HP		Type			Type		
<b>MOVANO Platform/Chassis (U9, E9)</b> 								
2.2 DTI	66/90	09/00->	VEN	BS-5311	->09/03; Ø wheel 16` in	SOL	BS-5596	->09/03; Ø wheel 15` in
2.5 CDTI	107/146	08/06->	VEN	BS-5311		SOL	BS-5596	
2.5 CDTI	88/120	08/06->	VEN	BS-5311		SOL	BS-5596	
2.5 CDTI	74/101	08/06->	VEN	BS-5311	Ø wheel 16` in	SOL	BS-5596	+ ABS
2.5 D	59/80	07/98->09/00	VEN	BS-5311	Ø wheel 16` in	SOL	BS-5596	
2.5 DTi	73/99	10/03->	VEN	BS-5311		SOL	BS-5596	+ ABS
2.5 DTI	84/115	10/01->	VEN	BS-5311	->09/03; Ø wheel 16` in	SOL	BS-5596	
2.8 DTI	84/114	07/98->10/01	VEN	BS-5311	Ø wheel 16` in	SOL	BS-5596	
3.0 DTI	100/136	10/03->	VEN	BS-5311		SOL	BS-5596	+ ABS
<b>OLYMPIA A</b> 								
1.0	44/60	08/67->08/71				DRUM	BS-5053	
<b>OLYMPIA A Coupe</b> 								
1.0	44/60	08/67->08/71				DRUM	BS-5053	
<b>OMEGA A (16_, 17_, 19_) </b>								
1.8 N	63/86	11/86->09/88	VEN	BS-5600	01/88->; for ambulances; for driving school cars; for police vc; for taxis			
2.6 i	110/150	09/90->03/94	VEN	BS-5600				
3.0 (3000)	130/177	03/87->09/90	VEN	BS-5600	09/90->			
3.0 (3000) CAT	130/177	03/88->03/94	VEN	BS-5600	09/90->			
3.0 24V (3000)	147/200	09/89->03/94	VEN	BS-5600	09/90->			
3.0 24V (3000)	150/204	09/89->03/94	VEN	BS-5600	09/90->			
3.0 24V Evolution500	169/230	03/91->07/92	VEN	BS-5600				
3.6 24V Lotus	277/377	08/90->09/92	VEN	BS-5600				
<b>OMEGA A Estate (66_, 67_) </b>								
1.8 N	63/86	11/86->09/88	VEN	BS-5600	01/88->; for ambulances; for driving school cars; for police vc; for taxis			
2.6 i	110/150	09/90->03/94	VEN	BS-5600				
3.0 24V	147/200	09/89->03/94	VEN	BS-5600	09/90->			
3.0 24V Omega 3000	150/204	09/88->04/94	VEN	BS-5600	09/90->			
3.0 CAT	130/177	03/87->03/94	VEN	BS-5600	09/90->			
<b>OMEGA B (25_, 26_, 27_) </b>								
2.0	85/116	03/94->09/99	VEN	BS-5160	->08/97	SOL	BS-5159	->05/99
			VEN	BS-5600	09/97->; ->05/99			
2.0	85/115	03/94->12/00	VEN	BS-5160	->08/97	SOL	BS-5159	->05/99
			VEN	BS-5600	09/97->; ->05/99			
2.0 16V	100/136	03/94->09/99	VEN	BS-5160	not for incr. payload	SOL	BS-5159	
			VEN	BS-5600	for incr. payload			
2.0 DTI 16V	74/101	09/97->09/00	VEN	BS-5600		SOL	BS-5159	
2.2 16V	106/144	09/99->07/03	VEN	BS-5600		SOL	BS-5159	
2.2 DTI 16V	88/120	09/00->07/03	VEN	BS-5600		SOL	BS-5159	

	kW/HP		Type			Type		
2.2 DTI 16V	81/110	09/00->07/03	VEN	BS-5600		SOL	BS-5159	
2.5 DTI	110/150	09/01->07/03	VEN	BS-5600		SOL	BS-5159	
2.5 TD	96/130	04/94->07/03	VEN	BS-5600	->07/01	SOL	BS-5159	->07/01
2.5 V6	125/170	03/94->09/00	VEN	BS-5600		SOL	BS-5159	
2.6 V6	132/180	09/00->07/03	VEN	BS-5600		SOL	BS-5159	
3.0 V6	155/211	04/94->02/01	VEN	BS-5600		SOL	BS-5159	
3.2 V6	160/218	02/01->07/03	VEN	BS-5600		SOL	BS-5159	

### OMEGA B Estate [21\_, 22\_, 23\_]










2.0	85/116	03/94->09/99	VEN	BS-5160	->05/99; not for incr. payload	SOL	BS-5159	->05/99
			VEN	BS-5600	->05/99			
2.0 16V	100/136	03/94->09/99	VEN	BS-5160	not for incr. payload	SOL	BS-5159	
			VEN	BS-5600	for incr. payload			
2.0 DTI 16V	74/101	09/97->09/00	VEN	BS-5600		SOL	BS-5159	
2.2 16V	106/144	09/99->07/03	VEN	BS-5600		SOL	BS-5159	
2.2 DTI 16V	88/120	09/00->07/03	VEN	BS-5600		SOL	BS-5159	
2.2 DTI 16V	81/110	09/00->07/03	VEN	BS-5600		SOL	BS-5159	
2.5 DTI	110/150	09/01->07/03	VEN	BS-5600		SOL	BS-5159	
2.5 TD	96/131	04/94->07/01	VEN	BS-5600		SOL	BS-5159	
2.5 V6	125/170	03/94->09/00	VEN	BS-5600		SOL	BS-5159	
2.6 V6	132/180	09/00->07/03	VEN	BS-5600		SOL	BS-5159	
3.0 V6	155/211	04/94->02/01	VEN	BS-5600		SOL	BS-5159	
3.2 V6	160/218	02/01->07/03	VEN	BS-5600		SOL	BS-5159	








### SENATOR B [29\_]

2.6 i	110/150	09/90->09/93	VEN	BS-5600				
3.0	130/177	01/88->09/90	VEN	BS-5600	09/90->			
3.0	115/156	09/87->09/93	VEN	BS-5600	09/90->			
3.0 24V	150/204	09/89->09/93	VEN	BS-5600				
3.0 i CAT	130/177	01/88->09/93	VEN	BS-5600	09/90->			








### SIGNUM








1.8	90/122	05/03->	VEN	BS-5383	not for police vc	SOL	BS-5382	
			VEN	BS-5605	for police vc			
1.8	103/140	09/05->	VEN	BS-5383	not for police vc	SOL	BS-5382	
			VEN	BS-5605	for police vc			
1.9 CDTI	88/120	04/04->	VEN	BS-5383		SOL	BS-5382	
			VEN	BS-5605	for police vc	VEN	BS-5604	for police vc
1.9 CDTI	110/150	04/04->	VEN	BS-5383	for police vc	SOL	BS-5382	
			VEN	BS-5605	for police vc	VEN	BS-5604	for police vc
1.9 CDTI	74/100	08/05->	VEN	BS-5383	not for police vc	SOL	BS-5382	not for police vc
			VEN	BS-5605	for police vc	VEN	BS-5604	for police vc








	kW/HP		Type			Type		
2.0 DTI	74/100	05/03->	VEN	BS-5383	->11/03	SOL	BS-5382	->11/03
2.0 Turbo	129/175	05/03->	VEN	BS-5605		VEN	BS-5604	
2.2 direct	114/155	05/03->	VEN	BS-5383		SOL	BS-5382	
			VEN	BS-5605	for police vc	VEN	BS-5604	for police vc; 08/04->
2.2 DTI	92/125	05/03->	VEN	BS-5383	->11/03	SOL	BS-5382	->11/03
			VEN	BS-5605	->11/03; for police vc	VEN	BS-5604	->11/03; for police vc
2.8 V6 Turbo	184/250	01/06->				VEN	BS-5604	
2.8 V6 Turbo	169/230	09/05->				VEN	BS-5604	
3.0 V6 CDTI	130/177	05/03->	VEN	BS-5605	->07/03	VEN	BS-5604	
3.0 V6 CDTI	135/184	09/05->				SOL	BS-5382	
						VEN	BS-5604	
3.2 V6	155/211	05/03->	VEN	BS-5605	->07/03	VEN	BS-5604	->07/05
<b>TIGRA [95_] </b>								
1.4 16V	66/90	07/94->12/00	VEN	BS-5063		DRUM	BS-5079	+ ABS
						DRUM	BS-5565	- ABS
1.4 16V	63/86	08/97->12/00	VEN	BS-5063		DRUM	BS-5079	+ ABS
						DRUM	BS-5565	- ABS
1.6 16V	78/106	07/94->08/98	VEN	BS-5063		DRUM	BS-5079	
1.6 16V	74/100	08/97->08/98	VEN	BS-5063		DRUM	BS-5079	
<b>TIGRA TwinTop </b>								
1.3 CDTI	51/69	06/04->	VEN	BS-5248	11/04->	DRUM	BS-5544	- ABS
1.4	66/90	06/04->	VEN	BS-5248		DRUM	BS-5544	- sport susp.
1.8	92/125	06/04->	VEN	BS-5248		DRUM	BS-5544	- ABS
<b>VECTRA A [86_, 87_] </b>								
1.4 S	55/75	09/88->06/92	SOL	BS-5033	->07/91	DRUM	BS-5053	
			VEN	BS-5034	08/91->			
1.6	51/69	08/92->07/93	VEN	BS-5034		DRUM	BS-5053	
1.6	60/82	09/88->05/93	SOL	BS-5033	->07/91	DRUM	BS-5053	
			VEN	BS-5034	08/91->			
1.6 i	55/75	09/88->11/95	SOL	BS-5033	->07/91	DRUM	BS-5053	
			VEN	BS-5034	08/91->			
1.6 i	52/71	09/93->11/95	VEN	BS-5034		DRUM	BS-5053	
1.6 i	55/75	09/93->11/95	VEN	BS-5034		DRUM	BS-5053	->06/94
1.7 D	44/60	07/92->11/95	VEN	BS-5063		DRUM	BS-5053	
1.7 D	42/57	10/88->09/92	SOL	BS-5033	->07/91	DRUM	BS-5053	
			VEN	BS-5063	08/91->			
1.7 TD	60/82	03/90->11/95	SOL	BS-5033	->07/92	DRUM	BS-5053	08/92->
			VEN	BS-5063	08/92->			








	kW/HP		Type			Type			
			SOL	BS-5033	->07/92; - H/D				
1.8 i CAT	66/90	03/90->11/95	VEN	BS-5035		DRUM	BS-5053		
			VEN	BS-5063					
1.8 S	65/88	09/88->07/89	SOL	BS-5033		DRUM	BS-5053		
1.8 S	66/90	09/89->10/90	SOL	BS-5033	- H/D	DRUM	BS-5053		
			VEN	BS-5035					
1.8 S 4x4	65/88	01/89->07/89	VEN	BS-5035		DRUM	BS-5053		
2.0	74/100	09/88->09/89	VEN	BS-5035					
2.0 i	85/115	09/88->10/90	VEN	BS-5035					
2.0 i	95/129	09/88->09/92	VEN	BS-5035					
2.0 i 16V	100/136	06/94->11/95	VEN	BS-5035		SOL	BS-5847		
2.0 i 16V 4x4	100/136	06/94->11/95	VEN	BS-5035		SOL	BS-5847		
2.0 i 4x4	85/115	01/89->10/90	VEN	BS-5035					
2.0 i 4x4	95/129	01/89->09/92	VEN	BS-5035					
2.0 i 4x4 CAT	85/116	01/89->11/95	VEN	BS-5035					
2.0 i CAT	85/116	09/88->11/95	VEN	BS-5035		SOL	BS-5847	08/92->	
2000 16V 4x4	110/150	01/89->10/90	VEN	BS-5035					
2000/GT 16V	110/150	01/89->06/94	VEN	BS-5035		SOL	BS-5847	08/92->	
2000/GT 16V 4x4 CAT	110/150	02/90->11/95	VEN	BS-5035					
2000/GT 16V CAT	110/150	02/90->11/95	VEN	BS-5035		SOL	BS-5847	08/92->	
<b>VECTRA A Hatchback (88_ 89_) </b>									
1.4 S	55/75	04/88->06/92	SOL	BS-5033	->07/91	DRUM	BS-5053	08/88->	
			VEN	BS-5034	08/91->				
1.6 i	52/71	09/93->11/95	VEN	BS-5034		DRUM	BS-5053		
1.6 i	55/75	09/93->11/95	VEN	BS-5034		DRUM	BS-5053	->06/94	
1.6 i CAT	55/75	09/88->11/95	SOL	BS-5033	->07/91	DRUM	BS-5053	->06/94	
			VEN	BS-5034	08/91->				
1.6 S	60/82	09/88->05/93	SOL	BS-5033	->07/91	DRUM	BS-5053		
			VEN	BS-5034	08/91->				
1.7 D	44/60	07/92->11/95	VEN	BS-5063		DRUM	BS-5053		
1.7 D	42/57	09/88->09/92	SOL	BS-5033	->07/91	DRUM	BS-5053		
			VEN	BS-5063	08/91->				
1.7 TD	60/82	03/90->11/95	SOL	BS-5033	->07/92	DRUM	BS-5053	08/92->	
			VEN	BS-5063	08/92->				
1.8 i	66/90	09/88->10/90	SOL	BS-5033	- H/D	DRUM	BS-5053		
			VEN	BS-5035	+ H/D				


















	kw/HP		Type			Type			
			SOL	BS-5033	->07/92; - H/D				
1.8 i CAT	66/90	03/90->11/95	VEN	BS-5035	+ H/D	DRUM	BS-5053		
			VEN	BS-5063	08/92->; - sport susp.				
1.8 S	65/88	09/88->07/89	SOL	BS-5033		DRUM	BS-5053		
2.0	74/100	04/88->09/89	VEN	BS-5035	08/88->				
2.0 i	85/115	09/88->10/90	VEN	BS-5035					
2.0 i 16V	110/150	02/89->10/90	VEN	BS-5035					
2.0 i 16V	100/136	06/94->11/95	VEN	BS-5035		SOL	BS-5847		
2.0 i 16V CAT	110/150	02/90->11/95	VEN	BS-5035	->07/92				
2.0 i CAT	85/116	09/88->11/95	VEN	BS-5035		SOL	BS-5847	08/92->	
2.0 i GT	95/129	09/88->11/95	VEN	BS-5035	->07/92				
<b>VECTRA B [36_] </b>									
1.6 i	55/75	10/95->04/02	VEN	BS-5035	->07/98; ->ch.W1999999; ->ch.W5276825; ->ch.W7999999; ->ch.WP; ->ch.WS	DRUM	BS-5169	->ch.W7999999	
			VEN	BS-5099	08/98->; ch.X1000001->; ch.X7000001->; ch.XS->; ch.X5->; ch.XL->; ch.XP->	DRUM	BS-5574	01/00->; ->06/00	
1.6 i	55/75	10/95->04/02	VEN	BS-5035	->07/98; ->ch.W1999999; ->ch.W5276825; ->ch.W7999999; ->ch.WP; ->ch.WS	DRUM	BS-5169	->ch.W7999999	
			VEN	BS-5099	08/98->; ch.X1000001->; ch.X7000001->; ch.XS->; ch.X5->; ch.XL->; ch.XP->	DRUM	BS-5574	01/00->; ->06/00	
1.6 i 16V	74/100	10/95->04/02	VEN	BS-5035	->07/98; ->ch.W1999999; ->ch.W5276825; ->ch.W7999999; ->ch.WP; ->ch.WS	SOL	BS-5163		
			VEN	BS-5099	08/98->; ch.X1000001->; ch.X7000001->; ch.XS->; ch.X5->; ch.XL->; ch.XP->	SOL	BS-5217		
1.7 TD	60/82	10/95->12/98	VEN	BS-5035	->07/98; ->ch.W1999999; ->ch.W5276825; ->ch.W7999999; ->ch.WP; ->ch.WS	SOL	BS-5163		
			VEN	BS-5099	08/98->; ch.X1000001->; ch.X7000001->; ch.XS->; ch.X5->; ch.XL->; ch.XP->	SOL	BS-5217		
1.8 i 16V	92/125	09/00->04/02	VEN	BS-5099		SOL	BS-5163		
						SOL	BS-5217		
1.8 i 16V	85/115	10/95->09/00	VEN	BS-5035	ch.#26; ->07/98; ->ch.W1999999; ->ch.W5276825; ->ch.W7999999; ->ch.WP; ->ch.WS	SOL	BS-5163	01/00->	
			VEN	BS-5099	08/98->; ch.X1000001->; ch.X7000001->; ch.XS->; ch.X5->; ch.XL->; ch.XP->	SOL	BS-5217	->12/99	
1.8 i 16V	85/115	10/95->09/00	VEN	BS-5035	->07/98; ->ch.W1999999; ->ch.W5276825; ->ch.W7999999; ->ch.WP; ->ch.WS	SOL	BS-5163		
			VEN	BS-5099	08/98->; ch.X1000001->; ch.X7000001->; ch.XS->; ch.X5->; ch.XL->; ch.XP->	SOL	BS-5217		
2.0 DI 16V	60/82	11/96->04/02	VEN	BS-5035	->07/98; ->ch.W1999999; ->ch.W5276825; ->ch.W7999999; ->ch.WP; ->ch.WS	DRUM	BS-5169	->ch.W7999999	
			VEN	BS-5099	08/98->; ch.X1000001->; ch.X7000001->; ch.XS->; ch.X5->; ch.XL->; ch.XP->	DRUM	BS-5574	01/00->	
2.0 DTI 16V	74/101	06/97->04/02	VEN	BS-5035	->07/98; ->ch.W1999999; ->ch.W5276825; ->ch.W7999999; ->ch.WP; ->ch.WS	SOL	BS-5163	07/00->	
			VEN	BS-5099	08/98->; ch.X1000001->; ch.X7000001->; ch.XS->; ch.X5->; ch.XL->; ch.XP->	SOL	BS-5217	->06/00	
2.0 i	82/112	10/95->04/02	VEN	BS-5035	->07/98; ->ch.W1999999; ->ch.W5276825; ->ch.W7999999; ->ch.WP; ->ch.WS	SOL	BS-5163	01/00->	
			VEN	BS-5099	08/98->; ch.X1000001->; ch.X7000001->; ch.XS->; ch.X5->; ch.XL->; ch.XP->	SOL	BS-5217	->12/99	
2.0 i 16V	100/136	10/95->09/00	VEN	BS-5099		SOL	BS-5163	->06/00	
						SOL	BS-5217	->06/00	










	kw/HP		Type			Type			
2.2 DTI 16V	88/120	09/00->04/02	VEN	BS-5099		SOL	BS-5163		
						SOL	BS-5217		
2.2 DTI 16V	92/125	09/00->04/02	VEN	BS-5099		SOL	BS-5163		
						SOL	BS-5217		
2.2 i 16V	108/147	09/00->04/02	VEN	BS-5099		SOL	BS-5163		
						SOL	BS-5217		
2.5 i V6	125/170	10/95->09/00	VEN	BS-5035	->07/98; ->ch.W1999999; ->ch.W5276825; ->ch.W7999999; ->ch.WP; ->ch.WS	SOL	BS-5163		
			VEN	BS-5099	08/98->; ch.X1000001->; ch.X7000001->; ch.XS->; ch.X5->; ch.XL->; ch.XP->	SOL	BS-5217		
2.6 i V6	125/170	09/00->04/02	VEN	BS-5099		SOL	BS-5163		
						SOL	BS-5217		
i 500 2.5	143/194	05/98->09/00	VEN	BS-5035	->07/98; ->ch.W1999999; ->ch.W5276825; ->ch.W7999999; ->ch.WP; ->ch.WS	SOL	BS-5163		
			VEN	BS-5099	08/98->; ch.X1000001->; ch.X7000001->; ch.XS->; ch.X5->; ch.XL->; ch.XP->	SOL	BS-5217		
<b>VECTRA B Estate [31_] </b>									
1.6 i	55/75	11/96->06/00	VEN	BS-5035	->07/98; ->ch.W1999999; ->ch.W5276825; ->ch.W7999999; ->ch.WP; ->ch.WS	DRUM	BS-5169	->ch.W7999999	
			VEN	BS-5099	08/98->; ch.X1000001->; ch.X7000001->; ch.XS->; ch.X5->; ch.XL->; ch.XP->	DRUM	BS-5574	01/00->	
1.6 i	55/75	11/96->06/00	VEN	BS-5035	->07/98; ->ch.W1999999; ->ch.W5276825; ->ch.W7999999; ->ch.WP; ->ch.WS	DRUM	BS-5169	->ch.W7999999	
			VEN	BS-5099	08/98->; ch.X1000001->; ch.X7000001->; ch.XS->; ch.X5->; ch.XL->; ch.XP->	DRUM	BS-5574	01/00->	
1.6 i 16V	74/100	11/96->07/02	VEN	BS-5035	->07/98; ->ch.W1999999; ->ch.W5276825; ->ch.W7999999; ->ch.WP; ->ch.WS	SOL	BS-5163	01/00->; ch.X1000001->	
			VEN	BS-5099	08/98->; ch.X1000001->; ch.X7000001->; ch.XS->; ch.X5->; ch.XL->; ch.XP->	SOL	BS-5217	->12/99; ->ch.XL000001	
1.7 TD	60/82	11/96->12/97	VEN	BS-5035		SOL	BS-5163		
						SOL	BS-5217		
1.8 i 16V	92/125	09/00->07/03	VEN	BS-5099		SOL	BS-5163		
						SOL	BS-5217		
1.8 i 16V	85/115	11/96->09/00	VEN	BS-5035	->07/98; ->ch.W1999999; ->ch.W5276825; ->ch.W7999999; ->ch.WP; ->ch.WS	SOL	BS-5163	01/00->	
			VEN	BS-5099	08/98->; ch.X1000001->; ch.X7000001->; ch.XS->; ch.X5->; ch.XL->; ch.XP->	SOL	BS-5217	->12/99	
1.8 i 16V	85/115	11/96->09/00	VEN	BS-5035	->07/98; ->ch.W1999999; ->ch.W5276825; ->ch.W7999999; ->ch.WP; ->ch.WS	SOL	BS-5163		
			VEN	BS-5099	08/98->; ch.X1000001->; ch.X7000001->; ch.XS->; ch.X5->; ch.XL->; ch.XP->	SOL	BS-5217		
2.0 DI 16V	60/82	11/96->06/00	VEN	BS-5035	->07/98; ->ch.W1999999; ->ch.W5276825; ->ch.W7999999; ->ch.WP; ->ch.WS	SOL	BS-5163	01/00->	
			VEN	BS-5099	08/98->; ch.X1000001->; ch.X7000001->; ch.XS->; ch.X5->; ch.XL->; ch.XP->	DRUM	BS-5574	08/98->; ch.X1000001->; ch.X7000001->; ch.XP/XS/X5/XL->	
2.0 DTI 16V	74/101	06/97->07/03	VEN	BS-5035	->ch.W1999999; ->ch.W5276825; ->ch.W7999999	SOL	BS-5163	ch.X1000001->; ch.X7000001->	
			VEN	BS-5099	ch.X1000001->; ch.X7000001->	SOL	BS-5217	->ch.W1999999; ->ch.W5999999; ->ch.W7999999; ch.XL000001->	
2.0 i	82/112	11/96->02/02	VEN	BS-5035		SOL	BS-5163	01/00->	
			VEN	BS-5099		SOL	BS-5217	->12/99	
2.0 i 16V	100/136	11/96->09/00	VEN	BS-5035	->07/98; ->ch.W1999999; ->ch.W5276825; ->ch.W7999999; ->ch.WP/WS	SOL	BS-5163		
			VEN	BS-5099	08/98->; ch.X1000001->; ch.X7000001->; ch.XS/X5/XL/XP->	SOL	BS-5217		










	kw/HP		Type			Type			
2.2 DTI 16V	88/120	09/00->04/02	VEN	BS-5099		SOL	BS-5163		
						SOL	BS-5217		
2.2 DTI 16V	92/125	09/00->07/03	VEN	BS-5099		SOL	BS-5163		
						SOL	BS-5217		
2.2 i 16V	108/147	09/00->07/03	VEN	BS-5099		SOL	BS-5163		
						SOL	BS-5217		
2.5 i V6	125/170	11/96->09/00	VEN	BS-5035	->07/98; ->ch.W1999999; ->ch.W5276825; ->ch.W7999999; ->ch.WP; ->ch.WS	SOL	BS-5163		
			VEN	BS-5099	09/98->; ch.X1000001->; ch.X7000001->; ch.XS->; ch.X5->; ch.XL->; ch.XP->	SOL	BS-5217		
2.6 i V6	125/170	09/00->07/03	VEN	BS-5099		SOL	BS-5163		
						SOL	BS-5217		
i 500 2.5	143/194	05/98->09/00	VEN	BS-5035	->07/98; ->ch.W1999999; ->ch.W5276825; ->ch.W7999999; ->ch.WP/WS	SOL	BS-5163		
			VEN	BS-5099	08/98->; ch.X1000001->; ch.X7000001->; ch.XS/X5/XL/XP->	SOL	BS-5217		
<b>VECTRA B Hatchback (38_)</b> 									
1.6 i	55/75	10/95->07/03	VEN	BS-5035	->07/98; ->ch.W1999999; ->ch.W5276825; ->ch.W7999999; ->ch.WP; ->ch.WS	DRUM	BS-5169	->ch.W7999999	
			VEN	BS-5099	08/98->; ch.X1000001->; ch.X7000001->; ch.XS->; ch.X5->; ch.XL->; ch.XP->	DRUM	BS-5574	01/00->; ->06/00	
1.6 i	55/75	10/95->07/03	VEN	BS-5035	->07/98; ->ch.W1999999; ->ch.W5276825; ->ch.W7999999; ->ch.WP; ->ch.WS	DRUM	BS-5169	->ch.W7999999	
			VEN	BS-5099	08/98->; ch.X1000001->; ch.X7000001->; ch.XS->; ch.X5->; ch.XL->; ch.XP->	DRUM	BS-5574	01/00->; ->06/00	
1.6 i 16V	74/101	10/95->07/02	VEN	BS-5035	->07/98; ->ch.W1999999; ->ch.W5276825; ->ch.W7999999; ->ch.WP/WS	SOL	BS-5163		
			VEN	BS-5099	08/98->; ch.X1000001->; ch.X7000001->; ch.XS/X5/XL/XP->	SOL	BS-5217		
1.7 TD	60/82	10/95->12/98	VEN	BS-5035	->07/98; ->ch.W1999999; ->ch.W5276825; ->ch.W7999999; ->ch.WP; ->ch.WS	SOL	BS-5163		
			VEN	BS-5099	08/98->; ch.X1000001->; ch.X7000001->; ch.XS->; ch.X5->; ch.XL->; ch.XP->	SOL	BS-5217		
1.8 i 16V	92/125	09/00->07/03	VEN	BS-5099		SOL	BS-5163		
						SOL	BS-5217		
1.8 i 16V	85/116	10/95->09/00	VEN	BS-5035	->07/98; ->ch.W1999999; ->ch.W5276825; ->ch.W7999999; ->ch.WP; ->ch.WS	SOL	BS-5163	01/00->	
			VEN	BS-5099	08/98->; ch.X1000001->; ch.X7000001->; ch.XS->; ch.X5->; ch.XL->; ch.XP->	SOL	BS-5217	->12/99	
1.8 i 16V	85/116	10/95->09/00	VEN	BS-5035	->07/98; ->ch.W1999999; ->ch.W5276825; ->ch.W7999999; ->ch.WP/WS	SOL	BS-5163		
			VEN	BS-5099	08/98->; ch.X1000001->; ch.X7000001->; ch.XS/X5/XL/XP->	SOL	BS-5217		
2.0 DI 16V	60/82	11/96->06/00	VEN	BS-5035	->07/98; ->ch.W1999999; ->ch.W5276825; ->ch.W7999999; ->ch.WP; ->ch.WS	DRUM	BS-5169	->ch.W7999999	
			VEN	BS-5099	08/98->; ch.X1000001->; ch.X7000001->; ch.XS->; ch.X5->; ch.XL->; ch.XP->	DRUM	BS-5574	01/00->	
2.0 DTI 16V	74/101	06/97->07/03	VEN	BS-5035	->07/98; ->ch.W1999999; ->ch.W5276825; ->ch.W7999999; ->ch.WP/WS	SOL	BS-5163	07/00->	
			VEN	BS-5099	08/98->; ch.X1000001->; ch.X7000001->; ch.XS/X5/XL/XP->	SOL	BS-5217	->06/00	
2.0 i	82/112	10/95->02/02	VEN	BS-5035	->07/98; ->ch.W1999999; ->ch.W5276825; ->ch.W7999999; ->ch.WP/WS	SOL	BS-5163	01/00->	
			VEN	BS-5099	08/98->; ch.X1000001->; ch.X7000001->; ch.XS/X5/XL/XP->	SOL	BS-5217	->12/99	
2.0 i 16V	100/136	10/95->09/00	VEN	BS-5035	->07/98; ->ch.W1999999; ->ch.W5276825; ->ch.W7999999; ->ch.WP/WS	SOL	BS-5163		
			VEN	BS-5099	08/98->; ch.X1000001->; ch.X7000001->; ch.XS/X5/XL/XP->	SOL	BS-5217		

	kw/HP		Type			Type		
2.2 DTI 16V	88/120	09/00->04/02	VEN	BS-5099		SOL	BS-5163	
						SOL	BS-5217	
2.2 DTI 16V	92/125	09/00->07/03	VEN	BS-5099		SOL	BS-5163	
						SOL	BS-5217	
2.2 i 16V	108/147	09/00->07/03	VEN	BS-5099		SOL	BS-5163	
						SOL	BS-5217	
2.5	144/196	10/99->06/00	VEN	BS-5099		SOL	BS-5163	
						SOL	BS-5217	
2.5 i V6	125/170	10/95->09/00	VEN	BS-5035	->07/98; ->ch.W1999999; ->ch.W5276825; ->ch.W7999999; ->ch.WP; ->ch.WS	SOL	BS-5163	
			VEN	BS-5099	08/98->; ch.X1000001->; ch.X7000001->; ch.XS->; ch.X5->; ch.XL->; ch.XP->	SOL	BS-5217	
2.6 i V6	125/170	09/00->07/03	VEN	BS-5099		SOL	BS-5163	
						SOL	BS-5217	
<b>VECTRA C</b> 								
1.6	77/105	01/06->	VEN	BS-5383		SOL	BS-5382	
						VEN	BS-5604	
1.6 16V	74/100	06/04->	VEN	BS-5383		SOL	BS-5382	
						VEN	BS-5604	
1.8	103/140	01/06->	VEN	BS-5383	not for police vc	SOL	BS-5382	
			VEN	BS-5605	for police vc	VEN	BS-5604	
1.8	81/110	04/02->	VEN	BS-5383	not for police vc	SOL	BS-5382	
			VEN	BS-5605	for police vc	VEN	BS-5604	
1.8 16V	90/122	04/02->	VEN	BS-5383	not for police vc	SOL	BS-5382	
			VEN	BS-5605	for police vc	VEN	BS-5604	
1.9 CDTI	88/120	04/04->	VEN	BS-5383		SOL	BS-5382	
						VEN	BS-5604	
1.9 CDTI	110/150	04/04->	VEN	BS-5383		SOL	BS-5382	
						VEN	BS-5604	
1.9 CDTI	74/100	10/05->	VEN	BS-5383	not for police vc	SOL	BS-5382	
			VEN	BS-5605	for police vc			
2.0 16V Turbo	129/175	03/03->	VEN	BS-5605		SOL	BS-5382	
						VEN	BS-5604	
2.0 DTI 16V	74/101	04/02->	VEN	BS-5383	->07/04	SOL	BS-5382	->07/04
			VEN	BS-5605	for police vc	VEN	BS-5604	
2.2 16V	108/147	04/02->	VEN	BS-5383	not for police vc	SOL	BS-5382	
			VEN	BS-5605	for police vc	VEN	BS-5604	
2.2 direct	114/155	10/03->	VEN	BS-5383		SOL	BS-5382	
			VEN	BS-5605	for police vc	VEN	BS-5604	
2.2 DTI 16V	92/125	04/02->	VEN	BS-5383	->07/04	SOL	BS-5382	->07/04
			VEN	BS-5605	->07/04; for police vc			







	<b>kW/HP</b>		<b>Type</b>			<b>Type</b>		
2.2 DTI 16V	86/117	04/02->12/04	VEN	BS-5383	not for police vc	SOL	BS-5382	
			VEN	BS-5605	for police vc			
2.8 V6 Turbo	169/230	08/05->				VEN	BS-5604	
2.8 V6 Turbo	188/255	08/05->				VEN	BS-5604	
2.8 V6 Turbo	184/250	08/06->				VEN	BS-5604	
3.0 CDTi	135/184	08/05->				VEN	BS-5604	
3.0 CDTI	130/177	06/03->	VEN	BS-5605	->07/03	VEN	BS-5604	->07/05
3.2 V6	155/211	08/02->	VEN	BS-5605	->04/03	SOL	BS-5382	->07/05
						VEN	BS-5604	->07/05
<b>VECTRA C Estate</b> 								
1.6	77/105	01/06->	VEN	BS-5383		SOL	BS-5382	
						VEN	BS-5604	
1.6 16V	74/100	06/04->	VEN	BS-5383		SOL	BS-5382	
						VEN	BS-5604	
1.8	103/140	01/06->	VEN	BS-5383	not for police vc	SOL	BS-5382	
			VEN	BS-5605	for police vc	VEN	BS-5604	
1.8	90/122	10/03->	VEN	BS-5383	not for police vc	SOL	BS-5382	
			VEN	BS-5605	for police vc	VEN	BS-5604	
1.9 CDTI	88/120	04/04->	VEN	BS-5383		SOL	BS-5382	
1.9 CDTI	110/150	04/04->	VEN	BS-5383		SOL	BS-5382	
						VEN	BS-5604	
1.9 CDTI	74/100	10/05->	VEN	BS-5383	not for police vc	SOL	BS-5382	
			VEN	BS-5605	for police vc	VEN	BS-5604	
2.0 DTI	74/100	10/03->	VEN	BS-5383	->07/04	SOL	BS-5382	->07/04
2.0 Turbo	129/175	10/03->	VEN	BS-5605		SOL	BS-5382	
						VEN	BS-5604	
2.2 direct	114/155	10/03->	VEN	BS-5383		SOL	BS-5382	
			VEN	BS-5605		VEN	BS-5604	
2.2 DTI	92/125	10/03->	VEN	BS-5383	->07/04	SOL	BS-5382	->07/04
			VEN	BS-5605	->07/04; for police vc			
2.8 V6 Turbo	206/280	01/07->				VEN	BS-5604	
2.8 V6 Turbo	184/250	01/07->				VEN	BS-5604	
2.8 V6 Turbo	169/230	08/05->				VEN	BS-5604	
2.8 V6 Turbo	188/255	08/05->				VEN	BS-5604	
3.0 V6 CDTI	135/184	08/05->				VEN	BS-5604	
3.0 V6 CDTI	130/177	10/03->				VEN	BS-5604	->07/05
3.2 V6	155/211	10/03->				SOL	BS-5382	->07/05
						VEN	BS-5604	->07/05

	<b>kW/HP</b>		<b>Type</b>			<b>Type</b>		
<b>VECTRA C GTS</b> 								
1.6	77/105	01/06->	VEN	BS-5383			SOL	BS-5382
							VEN	BS-5604
1.6	74/100	08/05->	VEN	BS-5383			SOL	BS-5382
							VEN	BS-5604
1.8	103/140	01/06->	VEN	BS-5383			SOL	BS-5382
			VEN	BS-5605			VEN	BS-5604
1.8 16V	90/122	08/02->	VEN	BS-5383			SOL	BS-5382
			VEN	BS-5605	09/03->		VEN	BS-5604 09/03->
1.8 16V	81/110	08/02->12/06	VEN	BS-5383	not for police vc		SOL	BS-5382
			VEN	BS-5605	for police vc		VEN	BS-5604
1.9 CDTI	88/120	04/04->	VEN	BS-5383			SOL	BS-5382
1.9 CDTI	110/150	04/04->	VEN	BS-5383			SOL	BS-5382
							VEN	BS-5604
1.9 CDTI	74/100	10/05->	VEN	BS-5383	not for police vc		SOL	BS-5382
			VEN	BS-5605	for police vc		VEN	BS-5604
2.0 16V Turbo	129/175	03/03->	VEN	BS-5605			SOL	BS-5382
							VEN	BS-5604
2.0 DTI 16V	74/101	08/02->	VEN	BS-5383			SOL	BS-5382
2.2 16V	108/147	08/02->	VEN	BS-5383	->04/04		SOL	BS-5382 ->04/04
			VEN	BS-5605	->04/04		VEN	BS-5604 ->04/04
2.2 direct	114/155	10/03->	VEN	BS-5383	not for police vc		SOL	BS-5382
			VEN	BS-5605			VEN	BS-5604
2.2 DTI 16V	92/125	08/02->	VEN	BS-5383	->07/04		SOL	BS-5382 ->07/04
			VEN	BS-5605	->07/04; for police vc		VEN	BS-5604
2.2 DTI 16V	86/117	08/02->06/08	VEN	BS-5383	- sport pack.		SOL	BS-5382
			VEN	BS-5605	+ sport pack.		VEN	BS-5604
2.8 V6 Turbo	169/230	08/05->					VEN	BS-5604
2.8 V6 Turbo	188/255	08/05->					VEN	BS-5604
2.8 V6 Turbo	184/250	08/06->					VEN	BS-5604
2.8 V6 Turbo	206/280	08/06->					VEN	BS-5604
3.0 CDTi	135/184	08/05->					VEN	BS-5604
3.0 CDTI	130/177	06/03->	VEN	BS-5605	->07/03		VEN	BS-5604 ->07/05
3.2 V6	155/211	08/02->	VEN	BS-5605	->04/03		SOL	BS-5382 ->07/05
							VEN	BS-5604 ->07/05
<b>VIVARO Box (F7)</b> 								
1.9 DI	60/80	08/01->	VEN	BS-5141				
1.9 DTI	74/101	08/01->	VEN	BS-5141				

	kW/HP		Type			Type		
2.0 16V	88/120	08/01->	VEN	BS-5141				
2.0 CDTI	66/90	08/06->	VEN	BS-5141				
2.0 CDTI	84/114	08/06->	VEN	BS-5141				
2.0 ECOTEC	86/117	08/06->	VEN	BS-5141				
2.5 CDTI	107/146	08/06->	VEN	BS-5141				
2.5 CDTI	84/114	08/06->	VEN	BS-5141				
2.5 DTI	99/135	05/03->	VEN	BS-5141				
<b>VIVARO Combi (J7)</b> 								
1.9 DI	60/80	08/01->	VEN	BS-5141				
1.9 DTI	74/101	08/01->	VEN	BS-5141				
2.0 16V	88/120	08/01->	VEN	BS-5141				
2.0 CDTI	66/90	08/06->	VEN	BS-5141				
2.0 CDTI	84/114	08/06->	VEN	BS-5141				
2.0 ECOTEC	86/117	08/06->	VEN	BS-5141				
2.5 CDTI	107/146	08/06->	VEN	BS-5141				
2.5 CDTI	84/114	08/06->	VEN	BS-5141				
2.5 DTI	99/135	05/03->	VEN	BS-5141				
<b>VIVARO Platform/Chassis (E7)</b> 								
1.9 Di	60/82	08/06->	VEN	BS-5141				
1.9 DTI	74/101	08/06->	VEN	BS-5141				
2.0 16V	88/120	08/06->	VEN	BS-5141				
2.0 CDTI	66/90	01/06->	VEN	BS-5141				
2.0 CDTI	84/114	08/06->	VEN	BS-5141				
2.0 ECOTEC	86/117	08/06->	VEN	BS-5141				
2.5 CDTI	84/114	08/06->	VEN	BS-5141	->08/08			
2.5 CDTI	107/146	08/06->	VEN	BS-5141				
2.5 DTi	99/135	08/06->	VEN	BS-5141				
<b>ZAFIRA A (F75)</b> 								
1.6 16V	74/101	04/99->06/05	VEN	BS-5247		SOL	BS-5246	
						DRUM	BS-5574	->07/02; ->ch.999999
1.6 CNG	71/97	09/01->06/05	VEN	BS-5247		SOL	BS-5246	
						DRUM	BS-5574	
1.8 16V	85/116	04/99->09/00	VEN	BS-5247		SOL	BS-5246	
1.8 16V	92/125	09/00->06/05	VEN	BS-5247		SOL	BS-5246	
2.0 DI	63/86	07/99->06/00	VEN	BS-5247		SOL	BS-5246	
2.0 DI 16V	60/82	07/99->06/05	VEN	BS-5100	- ABS; engine Y20DTL	SOL	BS-5246	
			VEN	BS-5247	engine X20DTL; + ABS; engine Y20DTL			
2.0 DTI 16V	74/101	09/00->06/05	VEN	BS-5247		SOL	BS-5246	
2.0 OPC	141/192	09/01->06/05	VEN	BS-5294		SOL	BS-5246	06/02->

	<b>kW/HP</b>		<b>Type</b>			<b>Type</b>			
2.0 OPC	147/200	11/02->06/05	VEN	BS-5294		SOL	BS-5246		
2.2 16V	108/147	09/00->06/05	VEN	BS-5247		SOL	BS-5246		
2.2 DTI 16V	86/117	01/02->06/05	VEN	BS-5247		SOL	BS-5246		
2.2 DTI 16V	92/125	01/02->06/05	VEN	BS-5247		SOL	BS-5246		
<b>ZAFIRA B (A05)</b> 									
1.6	85/115	01/08->	VEN	BS-5247		SOL	BS-5246		
1.6	77/105	07/05->	VEN	BS-5247		SOL	BS-5246		
						DRUM	BS-5574		
1.6 CNG	69/94	01/06->	VEN	BS-5294					
1.6 CNG Turbo	110/150	02/09->	VEN	BS-5294					
1.7 CDTI	81/110	01/08->	VEN	BS-5294		SOL	BS-5246	not for police vc	
1.7 CDTI	92/125	01/08->	VEN	BS-5247		SOL	BS-5246	not for police vc	
			VEN	BS-5294					
1.8	88/120	06/13->	VEN	BS-5247		SOL	BS-5246		
			VEN	BS-5294					
1.8	103/140	07/05->	VEN	BS-5247	not for police vc	SOL	BS-5246	- H/D	
			VEN	BS-5294	for police vc				
1.9 CDTI	110/150	07/05->	VEN	BS-5294		SOL	BS-5246	not for police vc	
1.9 CDTI	74/100	07/05->	VEN	BS-5294		SOL	BS-5246		
1.9 CDTI	88/120	07/05->	VEN	BS-5294		SOL	BS-5246	- H/D	
2.0	177/241	01/06->				SOL	BS-5246		
2.0	147/200	07/05->	VEN	BS-5294		SOL	BS-5246		
2.2	110/150	07/05->	VEN	BS-5294		SOL	BS-5246	not for police vc	
<b>ZAFIRA B Van</b> 									
1.6 CNG Turbo	110/150	02/09->	VEN	BS-5294					
1.7 CDTI	81/110	01/08->	VEN	BS-5294		SOL	BS-5246	not for police vc	
1.7 CDTI	92/125	01/08->	VEN	BS-5294		SOL	BS-5246	not for police vc	
			VEN	BS-5247	not for police vc				
1.8	103/140	07/05->	VEN	BS-5294	for police vc	SOL	BS-5246	- sport susp.	
<b>ZAFIRA TOURER C (P12)</b> 									
1.4	88/120	10/11->	VEN	BS-5049	Brake System: POC J61	SOL	BS-5755	Ø wheel 16" in	
			VEN	BS-5051	for POC J60				
1.4	103/140	10/11->	VEN	BS-5049	Brake System: POC J61	SOL	BS-5755	Ø wheel 16" in	
			VEN	BS-5051	for POC J60				
1.4 LPG	103/140	10/11->	VEN	BS-5049	Brake System: POC J61	SOL	BS-5755	Ø wheel 16" in	
			VEN	BS-5051	for POC J60				
1.6 CDTI	100/136	02/13->	VEN	BS-5049	Brake System: POC J61	SOL	BS-5755	Ø wheel 16" in	
			VEN	BS-5051	for POC J60				



	kW/HP		Type			Type		
1.6 CDTI	88/120	07/14->	VEN	BS-5049	engine B16DTH; Brake System: POC J61	SOL	BS-5755	Ø wheel 16" in
			VEN	BS-5051	Ø wheel 16" in; for POC J60			
1.6 CNG	110/150	10/11->	VEN	BS-5049	Brake System: POC J61	SOL	BS-5755	Ø wheel 16" in
			VEN	BS-5051	for POC J60			
1.6 SIDI	125/170	12/12->	VEN	BS-5049	Brake System: POC J61	SOL	BS-5755	Ø wheel 16" in
			VEN	BS-5051	for POC J60			
1.8	103/140	10/11->	VEN	BS-5049	Brake System: POC J61	SOL	BS-5755	Ø wheel 16" in
			VEN	BS-5051	for POC J60			
1.8	88/120	10/11->	VEN	BS-5049	Brake System: POC J61	SOL	BS-5755	Ø wheel 16" in
			VEN	BS-5051	for POC J60			
1.8	85/115	10/11->	VEN	BS-5049	Brake System: POC J61	SOL	BS-5755	Ø wheel 16" in
			VEN	BS-5051	for POC J60			
1.8 LPG	101/137	10/11->	VEN	BS-5247	not for police vc	SOL	BS-5246	not for police vc
			VEN	BS-5294	for police vc			
2.0 BiTurbo CDTI	143/194	01/13->	VEN	BS-5049	Brake System: POC J61	SOL	BS-5755	Ø wheel 16" in
			VEN	BS-5051	for POC J60			
2.0 CDTi	125/170	01/15->	VEN	BS-5049	Brake System: POC J61	SOL	BS-5755	Ø wheel 16" in
			VEN	BS-5051				
2.0 CDTi	118/160	10/11->	VEN	BS-5049	Brake System: POC J61	SOL	BS-5755	Ø wheel 16" in
2.0 CDTi	121/165	10/11->	VEN	BS-5049	Brake System: POC J61	SOL	BS-5755	Ø wheel 16" in
			VEN	BS-5051	for POC J60			
2.0 CDTi	96/130	10/11->	VEN	BS-5049	Brake System: POC J61	SOL	BS-5755	Ø wheel 16" in
			VEN	BS-5051	for POC J60			
2.0 CDTi	81/110	10/11->	VEN	BS-5049	Brake System: POC J61	SOL	BS-5755	Ø wheel 16" in
			VEN	BS-5051	for POC J60			










## PEUGEOT

### 1007 [KM.]

1.4	54/75	04/05->	VEN	BS-5028		DRUM	BS-5528	
1.4 16V	65/88	10/05->	VEN	BS-5028		DRUM	BS-5528	
1.4 HDi	50/68	04/05->	VEN	BS-5028		DRUM	BS-5528	
1.6 16V	80/109	04/05->	VEN	BS-5028		SOL	BS-5250	
1.6 HDi	80/109	06/07->	VEN	BS-5024		SOL	BS-5250	

### 106 I [1A, 1C]

1.0	33/45	09/91->04/96	VEN	BS-5115	+ ABS; + sport susp.	DRUM	BS-5091	- ABS; + sport susp.
1.0	37/50	09/91->04/96	VEN	BS-5115	+ ABS; + sport susp.	DRUM	BS-5091	- ABS; + sport susp.
1.1	44/60	09/91->04/96	VEN	BS-5115	+ ABS; + sport susp.	DRUM	BS-5091	- ABS; + sport susp.
1.3	72/98	10/93->04/96	VEN	BS-5115		DRUM	BS-5091	
1.4	51/69	08/91->03/96	VEN	BS-5115	+ ABS	DRUM	BS-5091	+ ABS
1.4	55/75	09/91->04/96	VEN	BS-5115	+ ABS	DRUM	BS-5091	+ ABS

	kW/HP		Type			Type		
1.4	69/94	09/91->04/96	VEN	BS-5115 + ABS		DRUM	BS-5091 + ABS	
1.4 D	37/50	09/92->04/96	VEN	BS-5115 + ABS		DRUM	BS-5091 + ABS	
1.5 D	40/54	06/94->04/96	VEN	BS-5115 + ABS		DRUM	BS-5091 + ABS	
1.5 D	43/58	06/94->04/96	VEN	BS-5115 + ABS		DRUM	BS-5091 + ABS	
1.6	76/103	01/94->04/96	VEN	BS-5115		DRUM	BS-5091	
1.6	65/88	06/93->04/96	VEN	BS-5115 04/94->		DRUM	BS-5091 04/94->	
<b>106 II (1) </b>								
1.0 i	37/50	01/97->	VEN	BS-5115 ->03/01		DRUM	BS-5091	- ABS; + H/D; ->03/01
						DRUM	BS-5537	->10/99; + ABS; + H/D; ->03/01
1.0 i	33/45	05/96->	VEN	BS-5115		SOL	BS-5114	+ ABS
						DRUM	BS-5091	- ABS
1.1 i	40/54	01/97->	VEN	BS-5115		DRUM	BS-5537	+ ABS
						DRUM	BS-5091	- ABS
1.1 i	44/60	05/96->	VEN	BS-5115 ->07/04		DRUM	BS-5114	+ ABS
						DRUM	BS-5091	- ABS; + H/D
1.1 i	44/60	05/96->	VEN	BS-5115 ->07/04		DRUM	BS-5537	->10/99; + ABS; + H/D
						DRUM	BS-5091	- ABS; + H/D; ->07/04
1.4 i	55/75	05/96->	VEN	BS-5115		DRUM	BS-5537	+ ABS; ->07/04; + H/D
						DRUM	BS-5091	- ABS; + H/D
1.5 D	42/57	04/98->	VEN	BS-5115		DRUM	BS-5537	+ ABS; + H/D; ->10/99
						SOL	BS-5114	+ ABS
1.5 D	40/55	05/96->	VEN	BS-5115		DRUM	BS-5091	- ABS
						DRUM	BS-5537	+ ABS
1.6 i	65/89	05/96->	VEN	BS-5115		SOL	BS-5114	+ ABS
						DRUM	BS-5091	- ABS
1.6 i	74/101	05/96->	VEN	BS-5115		DRUM	BS-5537	->10/99
						SOL	BS-5114	+ ABS
1.6 S16	87/118	05/96->	VEN	BS-5115 ->07/04		DRUM	BS-5091	- ABS
						DRUM	BS-5537	+ ABS
Electric	20/27	04/96->07/04	VEN	BS-5115		DRUM	BS-5091	
<b>107 </b>								
1.0	50/68	06/05->	VEN	BS-5415				
1.4 HDi	40/54	06/05->	VEN	BS-5415				
<b>108 </b>								
1.0 VTi	51/69	05/14->	VEN	BS-5415				
1.2	60/82	05/14->	VEN	BS-5415				



kW/HP



Type



Type

2008 

1.2 THP 110	81/110	01/15->	VEN	BS-5024
			VEN	BS-5028
1.2 THP 130	96/130	01/15->	VEN	BS-5024
			VEN	BS-5028
1.2 VTi	60/82	03/13->	VEN	BS-5024
			VEN	BS-5028
1.4 HDi	50/68	06/13->	VEN	BS-5024
			VEN	BS-5028
1.6 BlueHDi 100	73/100	01/15->	VEN	BS-5024
			VEN	BS-5028
1.6 BlueHDi 120	88/120	07/14->	VEN	BS-5024
			VEN	BS-5028
1.6 BlueHDi 75	55/75	01/15->	VEN	BS-5024
			VEN	BS-5028
1.6 HDi	68/92	03/13->	VEN	BS-5024
			VEN	BS-5028
1.6 HDi	84/114	03/13->	VEN	BS-5024
			VEN	BS-5028
1.6 HDi	85/116	07/14->	VEN	BS-5024
			VEN	BS-5028
1.6 VTi	88/120	03/13->	VEN	BS-5024
			VEN	BS-5028

205 I (741A/C) 

1.9 GTI	75/102	03/87->10/87	VEN	BS-5115
1.9 GTI	94/128	10/86->10/87	VEN	BS-5115

205 II (20A/C) 

1.6	53/72	10/87->09/98	VEN	BS-5115
1.8 XDT	58/79	08/90->05/97	VEN	BS-5115 08/92->
1.9 GTI	94/128	10/87->09/98	VEN	BS-5115 ->12/90
1.9 GTI	75/102	10/87->05/89	VEN	BS-5115
1.9 GTI	88/120	10/87->10/94	VEN	BS-5115 ->12/90
1.9 GTI CAT	75/102	10/87->07/94	VEN	BS-5115 ->12/90

206 CC (2D) 

1.6 16V	80/109	09/00->	VEN	BS-5028	10/01->; ch.9079->	SOL	BS-5114	->02/07
			VEN	BS-5113	->09/01; ->ch.9078			
1.6 HDi 110	80/109	04/05->	VEN	BS-5028		SOL	BS-5114	
2.0 S16	100/136	09/00->	VEN	BS-5028	10/01->	SOL	BS-5114	
			VEN	BS-5113	->09/01			



kW/HP



Type



Type



## 206 Hatchback (2A/C)









1.1 i	44/60	09/98->	VEN	BS-5115		DRUM	BS-5091	- ABS
			SOL	BS-5117	->06/99; -> orga.#8238	DRUM	BS-5537	->ch.1025488; + ABS
1.4 16V	65/88	10/03->	VEN	BS-5028	->04/09	SOL	BS-5114	+ ABS
						DRUM	BS-5537	- ABS
1.4 HDi eco 70	50/68	09/01->	VEN	BS-5115	->04/09	SOL	BS-5114	
						DRUM	BS-5091	- ABS; ->04/09
1.4 i	55/75	09/98->	SOL	BS-5117	->04/09	DRUM	BS-5537	+ ABS; ->ch.1025488; ->04/09
			VEN	BS-5115		DRUM	BS-5091	- ABS; ->04/09
1.6 16V	80/109	12/00->	VEN	BS-5028	10/01->; ch.9079->	SOL	BS-5114	+ ABS; ->04/09
			VEN	BS-5113	->09/01; ->ch.9078	DRUM	BS-5537	- ABS; ->04/09
1.6 HDi 110	80/109	05/04->	VEN	BS-5028		SOL	BS-5114	
						SOL	BS-5114	
1.6 i	65/89	09/98->12/00	VEN	BS-5115		DRUM	BS-5091	- ABS
						DRUM	BS-5537	+ ABS
1.9 D	51/69	09/98->11/01	VEN	BS-5115		SOL	BS-5114	
						DRUM	BS-5091	- ABS
2.0 HDi 90	66/90	12/99->	VEN	BS-5028	10/01->	SOL	BS-5114	
			VEN	BS-5113	->09/01	DRUM	BS-5537	- ABS; ->02/07
2.0 RC	130/177	07/03->	VEN	BS-5028		SOL	BS-5114	
2.0 S16	99/135	04/99->10/00	VEN	BS-5113		SOL	BS-5114	
2.0 S16	100/136	06/99->	VEN	BS-5028	10/00->; orga.#9079->	SOL	BS-5114	
			VEN	BS-5113	-> orga.#9078; ->09/01			











## 206 Saloon

1.4	55/75	03/07->	VEN	BS-5115		DRUM	BS-5091	- ABS
			SOL	BS-5117				
1.4 HDi eco 70	50/68	09/08->	VEN	BS-5115		DRUM	BS-5091	- ABS
			SOL	BS-5117		DRUM	BS-5537	+ ABS; ->ch.1025488
1.6 16V	80/109	03/07->	VEN	BS-5028		SOL	BS-5114	+ ABS
						DRUM	BS-5537	- ABS











## 206 SW (2E/K)

1.1	44/60	07/02->	VEN	BS-5115	+ ABS	SOL	BS-5114	
			SOL	BS-5117	+ ABS	DRUM	BS-5091	
1.4	55/75	07/02->	SOL	BS-5117	+ ABS	DRUM	BS-5537	+ ABS
			VEN	BS-5115	+ ABS	SOL	BS-5114	
1.4	55/75	07/02->	VEN	BS-5115	+ ABS	DRUM	BS-5091	- ABS
			SOL	BS-5117	- ABS	DRUM	BS-5537	+ ABS









	kw/HP		Type			Type		
1.4 16V	65/88	10/03->	VEN	BS-5028		SOL	BS-5114	+ ABS
						DRUM	BS-5537	- ABS
1.4 HDi	50/68	07/02->	VEN	BS-5115		SOL	BS-5114	
						DRUM	BS-5091	- ABS
						DRUM	BS-5537	+ ABS; ->ch.1025488
1.6 16V	80/109	07/02->	VEN	BS-5028		SOL	BS-5114	+ ABS
						DRUM	BS-5537	
1.6 HDi 110	80/109	05/04->	VEN	BS-5028		SOL	BS-5114	
2.0 16V	100/136	07/02->	VEN	BS-5028		SOL	BS-5114	
						DRUM	BS-5537	
2.0 HDi	66/90	07/02->	VEN	BS-5028		SOL	BS-5114	
						DRUM	BS-5537	
<b>206+ [T3E] </b>								
1.1	44/60	01/09->	VEN	BS-5115	DE	DRUM	BS-5091	- ABS
						SOL	BS-5117	->ch.12200; not for DE; ->04/10
1.4 HDi eco 70	50/68	01/09->	VEN	BS-5115	DE	DRUM	BS-5091	- ABS
						SOL	BS-5117	->ch.12200; ->04/10; not for DE
1.4 i	55/75	01/09->	VEN	BS-5115	DE	DRUM	BS-5091	- ABS
						SOL	BS-5117	->ch.12200; ->04/10; not for DE
1.4 i	54/73	09/10->	VEN	BS-5115	DE	DRUM	BS-5091	- ABS
						SOL	BS-5117	not for DE
<b>207 [WA_, WC_] </b>								
1.4	53/72	02/06->	VEN	BS-5028				
1.4	54/73	12/07->	VEN	BS-5028				
1.4 16V	65/88	02/06->	VEN	BS-5028				
1.4 16V	70/95	06/07->	VEN	BS-5024	engine EP3; ->02/11; engine EP3C; -> orga.#12529; 03/11->; + ESP; orga.#12530->			
			VEN	BS-5028	03/11->; - ESP; engine EP3C; orga.#12530->			
1.4 16V	72/98	10/09->	VEN	BS-5024	engine EP3			
			VEN	BS-5028	- ESP; 03/11->; engine EP3C; orga.#12530->			
1.4 HDi	50/68	02/06->	VEN	BS-5028				
1.6 16V	80/109	02/06->	VEN	BS-5024				
1.6 16V RC	128/174	02/07->	VEN	BS-5812				
1.6 16V Turbo	110/150	02/06->	VEN	BS-5024				
1.6 16V Turbo	115/156	10/09->	VEN	BS-5024				
1.6 16V VTi	88/120	02/07->	VEN	BS-5024				
1.6 HDi	66/90	02/06->	VEN	BS-5024	engine DV6ATED4			
			VEN	BS-5028	not for police vc; engine DV6ATED4; MD UNMARKED			
1.6 HDi	80/109	02/06->	VEN	BS-5024				









	kW/HP		Type			Type		
1.6 HDi	68/92	11/09->	VEN	BS-5028				
1.6 HDi 110	82/112	08/09->	VEN	BS-5024				
<b>207 CC [WD_] </b>								
1.6 16V	88/120	02/07->	VEN	BS-5024				
1.6 16V Turbo	110/150	02/07->	VEN	BS-5024				
1.6 16V Turbo	115/156	10/09->	VEN	BS-5024				
1.6 HDi	80/109	02/07->	VEN	BS-5024				
1.6 HDi	82/112	08/09->	VEN	BS-5024			12/09->	
<b>207 Saloon </b>								
1.4	54/73	12/07->	VEN	BS-5028				
<b>207 SW [WK_] </b>								
1.4	54/74	06/07->	VEN	BS-5028			->01/08; ->ch.11402	
1.4 16V	70/95	06/07->	VEN	BS-5024	engine EP3; engine EP3C			
			VEN	BS-5028	engine EP3C			
1.4 16V	72/98	11/09->	VEN	BS-5024				
1.6 16V	88/120	06/07->	VEN	BS-5024				
1.6 16V RC	128/174	02/07->	VEN	BS-5812				
1.6 16V Turbo	110/150	02/07->	VEN	BS-5024				
1.6 HDi	66/90	06/07->	VEN	BS-5024	->02/08; ->ch.11437			
			VEN	BS-5028	03/08-> ; ch.11438->			
1.6 HDi	80/109	06/07->	VEN	BS-5024				
1.6 HDi	82/112	08/09->	VEN	BS-5024			12/09->	
1.6 HDi	68/92	11/09->	VEN	BS-5024				
<b>208 </b>								
1.0	50/68	03/12->	VEN	BS-5028				
			VEN	BS-5636				
1.2	60/82	03/12->	VEN	BS-5028				
			VEN	BS-5636				
1.2 THP	81/110	01/13->	VEN	BS-5028				
			VEN	BS-5636				
1.4 HDi	50/68	03/12->	VEN	BS-5028				
			VEN	BS-5636				
1.4 VTi	70/95	03/12->	VEN	BS-5028				
			VEN	BS-5636				
1.6	115/156	03/12->	VEN	BS-5028				
			VEN	BS-5636				
1.6	88/120	03/12->	VEN	BS-5028				
			VEN	BS-5636				








	<b>kW/HP</b>		<b>Type</b>			<b>Type</b>		
1.6 BlueHDi 100	73/100	01/15->	VEN	BS-5028	DRUM	BS-5528		
			VEN	BS-5636				
1.6 BlueHDi 120	88/120	11/13->	VEN	BS-5028	DRUM	BS-5528		
			VEN	BS-5636				
1.6 GTi	147/200	08/12->	VEN	BS-5028				
			VEN	BS-5636				
1.6 GTi	153/208	10/14->	VEN	BS-5028				
			VEN	BS-5636				
1.6 HDi	68/92	03/12->	VEN	BS-5028				
			VEN	BS-5636				
1.6 HDi	84/114	03/12->	VEN	BS-5028				
			VEN	BS-5636				
1.6 HDi	85/116	04/14->	VEN	BS-5028				
			VEN	BS-5636				
1.6 HDi / BlueHDi 75	55/75	01/13->	VEN	BS-5028				
			VEN	BS-5636				
1.6 THP 165	121/165	03/15->	VEN	BS-5028				
			VEN	BS-5636				
<b>3008</b> 								
1.2	96/131	01/15->	VEN	BS-5024	SOL	BS-5237		
1.6 BlueHDi 120	88/120	05/14->	VEN	BS-5024	SOL	BS-5237		
1.6 HDi	84/114	03/13->	VEN	BS-5024	SOL	BS-5237		
1.6 HDi	80/109	06/09->	VEN	BS-5024	SOL	BS-5237		
1.6 HDi	82/112	08/10->	VEN	BS-5024	SOL	BS-5237		
1.6 THP	110/150	06/09->	VEN	BS-5636	SOL	BS-5237		
1.6 THP	115/156	06/09->	VEN	BS-5636	SOL	BS-5237		
1.6 VTi	88/120	06/09->	VEN	BS-5024	SOL	BS-5237		
2.0 HDi	120/165	06/09->	VEN	BS-5636	SOL	BS-5237		
2.0 HDi	100/136	09/11->	VEN	BS-5636	SOL	BS-5237		
2.0 HDi 150 / BlueHDi 150	110/150	06/09->	VEN	BS-5636	SOL	BS-5237		
2.0 HDi Hybrid4	120/165	02/11->	VEN	BS-5636				
<b>301</b> 								
1.2 VTi 72	53/72	11/12->	VEN	BS-5028				
			SOL	BS-5249				
1.2 VTi 82	60/82	12/14->	VEN	BS-5028				
			SOL	BS-5249				
1.6 BlueHDi 100	73/99	04/14->	VEN	BS-5028				
			SOL	BS-5249				










	kw/HP		Type			Type		
1.6 HDI 90	68/92	11/12->	VEN	BS-5028				
			SOL	BS-5249				
1.6 VTi 115	85/115	11/12->	VEN	BS-5028				
			SOL	BS-5249				
<b>305 I (581A) </b>								
1.5	65/88	05/80->09/82				DRUM	BS-5098	07/82->
<b>305 II (581M) </b>								
1.5	50/68	09/85->07/90				DRUM	BS-5098	->08/89
1.6	66/90	07/84->08/87	VEN	BS-5113	07/86->	DRUM	BS-5098	
1.6	71/97	10/82->06/84				DRUM	BS-5098	
1.6	55/75	10/82->07/88				DRUM	BS-5098	
1.6	69/94	10/82->06/88	VEN	BS-5113	07/86->	DRUM	BS-5098	
1.6	54/73	11/86->12/88				DRUM	BS-5098	
1.9	75/102	10/82->08/85	VEN	BS-5113		DRUM	BS-5098	
1.9	72/98	11/86->12/88	VEN	BS-5113		DRUM	BS-5098	
1.9 D	47/64	10/82->07/88				DRUM	BS-5098	
1.9 D	48/65	10/82->07/88				DRUM	BS-5098	
<b>305 II Break (581E) </b>								
1.5	50/68	09/85->10/86				DRUM	BS-5098	
1.6	55/75	02/86->12/88				DRUM	BS-5098	
1.6	66/90	07/84->12/87	VEN	BS-5113	07/86->	DRUM	BS-5098	
1.6	71/97	09/83->06/84				DRUM	BS-5098	
1.6	54/73	11/86->12/88				DRUM	BS-5098	
1.9	75/102	09/84->10/87	VEN	BS-5113	07/86->	DRUM	BS-5098	
1.9	72/98	11/86->12/88	VEN	BS-5113		DRUM	BS-5098	
1.9 Diesel	47/64	10/82->12/88				DRUM	BS-5098	
1.9 Diesel	48/65	10/82->12/88				DRUM	BS-5098	
<b>306 (7B, N3, N5) </b>								
1.1	44/60	06/94->05/01	VEN	BS-5115	->04/97; + ABS	DRUM	BS-5098	->04/97; + ABS
1.4 SL	55/75	06/94->05/01	VEN	BS-5115	+ ABS			
			SOL	BS-5117	05/97->; ->06/00	DRUM	BS-5098	->04/97; + ABS
1.6	72/98	10/00->05/01	VEN	BS-5115	+ ABS			
			SOL	BS-5117	- ABS			
1.6 SR	65/89	06/94->10/00	VEN	BS-5115	+ ABS			
			SOL	BS-5117	- ABS			
1.8 16V	81/110	03/97->05/01	VEN	BS-5113		SOL	BS-5114	
1.8 ST	74/101	06/94->05/01	VEN	BS-5115	+ ABS			
						SOL	BS-5114	
						DRUM	BS-5098	->04/97; + ABS
1.9 D	55/75	03/98->05/01	VEN	BS-5115	->04/99; + ABS			



















	kW/HP		Type			Type			
1.9 D	51/69	09/98->05/01	VEN	BS-5115	02/99->	DRUM	BS-5098	02/99->; - ABS	
1.9 SLD	47/64	06/94->05/01	VEN	BS-5115	->04/97; + ABS				
1.9 SLD	50/68	06/94->05/01	VEN	BS-5115	->04/99	DRUM	BS-5098	->04/97; + ABS	
1.9 SRDT	66/90	06/94->05/01	VEN	BS-5115	->04/99	DRUM	BS-5098	->04/97; + ABS	
2.0	97/132	03/97->05/01	VEN	BS-5113		SOL	BS-5114		
2.0 HDI 90	66/90	06/99->05/01	VEN	BS-5113	07/00->	SOL	BS-5114	+ ABS	
			VEN	BS-5115	->06/00				
2.0 S16	112/152	06/94->05/01	VEN	BS-5113	->04/97	SOL	BS-5114	->04/97	
2.0 S16	110/150	06/94->05/01	VEN	BS-5113	->04/97	SOL	BS-5114	->04/97	
2.0 ST	89/121	07/94->05/01	VEN	BS-5113	->04/97; + ABS	SOL	BS-5114	->04/97; + ABS	
<b>306 Break [7E, N3, N5] </b>									
1.4	55/75	03/97->04/02	VEN	BS-5113	+ ABS	DRUM	BS-5098		
			VEN	BS-5115	- ABS				
1.6	65/89	03/97->10/00	VEN	BS-5113	+ ABS	DRUM	BS-5098		
			VEN	BS-5115	- ABS				
1.6	72/98	10/00->04/02	VEN	BS-5113	+ ABS	DRUM	BS-5098	+ ABS	
			VEN	BS-5115	- ABS				
1.8	74/101	03/97->04/02	VEN	BS-5113		SOL	BS-5114		
						DRUM	BS-5098	->04/99	
1.8 16V	81/110	03/97->04/02	VEN	BS-5113		SOL	BS-5114		
1.9 D	50/68	03/97->04/02	VEN	BS-5113	+ ABS	SOL	BS-5114		
			VEN	BS-5115		DRUM	BS-5098	->05/99; + ABS	
1.9 D	55/75	03/98->04/02	VEN	BS-5113	+ ABS	SOL	BS-5114		
			VEN	BS-5115	- ABS	DRUM	BS-5098	->05/99; + ABS	
1.9 D	51/69	09/98->04/02	VEN	BS-5113	02/99->; + ABS	SOL	BS-5114		
			VEN	BS-5115	02/99->; ->08/01	DRUM	BS-5098	02/99->; + ABS	
1.9 TD	66/90	02/97->04/02	VEN	BS-5113	+ ABS	SOL	BS-5114		
			VEN	BS-5115	- ABS	DRUM	BS-5098		
2.0	97/132	03/97->04/02	VEN	BS-5113		SOL	BS-5114		
2.0 HDI 90	66/90	06/99->04/02	VEN	BS-5113		SOL	BS-5114	+ ABS	
						DRUM	BS-5098	- ABS	
<b>306 Convertible [7D, N3, N5] </b>									
1.6	65/89	04/96->10/00	VEN	BS-5113	+ ABS	DRUM	BS-5098	08/96->; ->04/97; + ABS	
			VEN	BS-5115	- ABS				
1.6	72/98	10/00->04/02	VEN	BS-5113	+ ABS				
			VEN	BS-5115	- ABS				
1.8	74/101	03/94->04/02	VEN	BS-5115	+ ABS	SOL	BS-5114		
						DRUM	BS-5098	->04/97; + ABS	











	kW/HP		Type			Type			
1.8 16V	81/110	07/00->04/02	VEN	BS-5113		SOL	BS-5114		
2.0	89/121	03/94->04/02	VEN	BS-5113	->04/97; + ABS	SOL	BS-5114	->04/97; + ABS	
2.0 16V	97/132	03/97->04/02	VEN	BS-5113		SOL	BS-5114		
<b>306 Hatchback (7A, 7C, N3, N5) </b>									
1.1	44/60	05/93->05/01	VEN	BS-5115	+ ABS	DRUM	BS-5098	->04/97; + ABS	
1.4	55/75	05/93->05/01	VEN	BS-5115	+ ABS	DRUM	BS-5098	->04/97; + ABS	
			SOL	BS-5117	05/97->; - ABS				
1.6	65/89	05/93->10/00	VEN	BS-5115		DRUM	BS-5098	+ ABS	
			SOL	BS-5117	- ABS				
1.6	72/98	10/00->05/01	VEN	BS-5115	+ ABS				
			SOL	BS-5117	- ABS				
1.8	74/101	05/93->05/01	VEN	BS-5115		SOL	BS-5114		
						DRUM	BS-5098	+ ABS; ->04/97	
1.8 16V	81/110	03/97->05/01	VEN	BS-5113		SOL	BS-5114		
1.8 D	44/60	04/93->05/99	VEN	BS-5115		DRUM	BS-5098	+ ABS	
1.8 D	43/58	05/93->05/01	VEN	BS-5113	03/96->; ->06/00; + ABS	DRUM	BS-5098	->06/00; + ABS	
			VEN	BS-5115	->06/00				
1.9 D	55/75	03/98->05/01	VEN	BS-5115	->04/99; + ABS				
1.9 D	47/64	05/93->05/01	VEN	BS-5115		DRUM	BS-5098		
1.9 D	50/68	06/94->05/01	VEN	BS-5115	->04/99	DRUM	BS-5098	->04/97; + ABS	
1.9 D	51/69	09/98->05/01	VEN	BS-5115		DRUM	BS-5098	engine DW8B; - ABS	
1.9 DT	66/90	05/93->05/01	VEN	BS-5115		DRUM	BS-5098	->04/97; + ABS	
2.0 16V	97/132	03/97->05/01	VEN	BS-5113		SOL	BS-5114		
2.0 HDI 90	66/90	06/99->05/01	VEN	BS-5113	07/00->	SOL	BS-5114	+ ABS	
			VEN	BS-5115	->06/00				
2.0 S16	120/163	03/96->05/01				SOL	BS-5114	05/97->	
2.0 S16	112/152	05/93->05/01	VEN	BS-5113	->04/97	SOL	BS-5114	->04/97	
2.0 S16	110/150	06/94->05/01	VEN	BS-5113	->04/97	SOL	BS-5114	->04/97	
2.0 XSi	89/121	05/93->05/01	VEN	BS-5113	11/93->; ->04/97; + ABS	SOL	BS-5114	11/93->; ->04/97; + ABS	
<b>307 (3A/C) </b>									
1.4	55/75	08/00->	VEN	BS-5028		SOL	BS-5216		
						SOL	BS-5250		
1.4 16V	65/88	11/03->	VEN	BS-5024	+ ESP; for steel rims	SOL	BS-5216	-> orga.#10884; 03/04->; for steel rims	
			VEN	BS-5028	- ESP; for steel rims	SOL	BS-5250	->02/04	
1.4 HDi	50/68	10/01->	VEN	BS-5028		SOL	BS-5216	03/04->	
						SOL	BS-5250	->02/04	
1.6 16V	80/109	08/00->	VEN	BS-5024	->12/02; MT; -> orga.#9519; AT; ->11/07	SOL	BS-5216	->11/07	
			VEN	BS-5028	01/03->	SOL	BS-5250	->11/07	










	kW/HP		Type			Type			
1.6 HDi	66/90	04/05->	VEN	BS-5024	->10/05; -> orga.#10550	SOL	BS-5216	->03/07	
			VEN	BS-5028	11/05->; orga.#10551->	SOL	BS-5250	->03/07	
1.6 HDi 110	80/109	02/04->	VEN	BS-5024		SOL	BS-5216	->11/07	
						SOL	BS-5250	->11/07	
2.0 16V	103/140	03/05->	VEN	BS-5024		SOL	BS-5216	-> orga.#10884	
						SOL	BS-5250		
2.0 16V	130/177	06/05->	VEN	BS-5812		SOL	BS-5216		
						SOL	BS-5250		
2.0 16V	100/136	08/00->	VEN	BS-5024		SOL	BS-5216		
						SOL	BS-5250		
2.0 HDi 110	79/107	08/00->	VEN	BS-5024	->03/07	SOL	BS-5216	->03/07	
						SOL	BS-5250	->03/07	
2.0 HDi 135	100/136	10/03->	VEN	BS-5812		SOL	BS-5216	->08/06; -> orga.#10884	
						SOL	BS-5250		
2.0 HDi 90	66/90	08/00->	VEN	BS-5024	->12/02; -> orga.#5919	SOL	BS-5216	->03/07	
			VEN	BS-5028	01/03->; orga.#5920->	SOL	BS-5250	->03/07	
<b>307 Break [3E] </b>									
1.4 16V	65/88	11/03->	VEN	BS-5024	+ ESP	SOL	BS-5216		
			VEN	BS-5028	- ESP	SOL	BS-5250		
1.4 HDi	50/68	03/02->	VEN	BS-5028		SOL	BS-5216	03/04->; orga.#9975->	
						SOL	BS-5250	->12/03	
1.6 16V	80/109	03/02->	VEN	BS-5024		SOL	BS-5216		
						SOL	BS-5250		
1.6 HDi	66/90	04/05->	VEN	BS-5024	for steel rims	SOL	BS-5216		
						SOL	BS-5250		
1.6 HDi 110	80/109	02/04->	VEN	BS-5024	for steel rims	SOL	BS-5216	-> orga.#10884; 03/04->	
						SOL	BS-5250	->02/04	
2.0	100/136	03/02->	VEN	BS-5024	->06/05	SOL	BS-5216	01/04->; ->08/06; orga.#9898->; -> orga.#10884	
						SOL	BS-5250	->12/03	
2.0 16V	103/140	03/05->	VEN	BS-5024		SOL	BS-5216		
						SOL	BS-5250		
2.0 16V	130/177	06/05->	VEN	BS-5812		SOL	BS-5216		
						SOL	BS-5250		
2.0 HDi 110	79/107	03/02->	VEN	BS-5024	->12/02	SOL	BS-5216	03/04->	
			VEN	BS-5028	01/03->	SOL	BS-5250	->02/04	
2.0 HDi 135	100/136	02/04->	VEN	BS-5812		SOL	BS-5216	for steel rims	
						SOL	BS-5250		

	kW/HP		Type			Type		
2.0 HDI 90	66/90	03/02->	VEN	BS-5024	->12/02; for steel rims	SOL	BS-5216	orga.#9898->; for steel rims; -> orga.#10884; 03/04->
			VEN	BS-5028	01/03->; for steel rims	SOL	BS-5250	->02/04
<b>307 CC [3B]</b> 								
1.6 16V	80/110	02/05->	VEN	BS-5024		SOL	BS-5216	-> orga.#10884
						SOL	BS-5250	
2.0 16V	103/140	03/05->	VEN	BS-5024	for steel rims	SOL	BS-5216	for steel rims
						SOL	BS-5250	
2.0 16V	100/136	10/03->	VEN	BS-5024	for steel rims; for light alloy rims	SOL	BS-5216	for steel rims
						SOL	BS-5250	
2.0 16V	130/177	10/03->	VEN	BS-5812		SOL	BS-5216	12/03->; orga.#9898->; for light alloy rims
						SOL	BS-5250	
2.0 HDi 135	100/136	06/05->	VEN	BS-5812		SOL	BS-5216	for steel rims
						SOL	BS-5250	
<b>307 SW [3H]</b> 								
1.4 16V	65/88	11/03->	VEN	BS-5024	+ ESP	SOL	BS-5216	
			VEN	BS-5028	- ESP	SOL	BS-5250	
1.4 HDi 70	50/68	03/02->01/05	VEN	BS-5028		SOL	BS-5216	
						SOL	BS-5250	
1.6 16V	80/109	03/02->	VEN	BS-5024		SOL	BS-5216	
						SOL	BS-5250	
1.6 HDi 110	80/109	02/04->	VEN	BS-5024	for steel rims	SOL	BS-5216	for steel rims
						SOL	BS-5250	
2.0 16V	100/136	03/02->	VEN	BS-5024	->06/05	SOL	BS-5216	03/04->; ->08/06; orga.#9975->; -> orga.#10884
						SOL	BS-5250	->12/03
2.0 16V	103/140	03/05->	VEN	BS-5024		SOL	BS-5216	
						SOL	BS-5250	
2.0 HDi 110	79/107	03/02->	VEN	BS-5024	->12/02	SOL	BS-5216	orga.#9898->; -> orga.#10884; 03/04->
			VEN	BS-5028	01/03->; for steel rims	SOL	BS-5250	->02/04
2.0 HDi 135	100/136	02/04->	VEN	BS-5812		SOL	BS-5216	for steel rims
						SOL	BS-5250	
2.0 HDI 90	66/90	03/02->	VEN	BS-5024	->12/02	SOL	BS-5216	orga.#9898->; -> orga.#10884; 03/04->
			VEN	BS-5028	01/03->	SOL	BS-5250	->02/04
<b>308 [4A_, 4C_] </b>								
1.4 16V	70/95	09/07->	VEN	BS-5024		SOL	BS-5025	
1.4 16V	72/98	12/09->	VEN	BS-5024		SOL	BS-5025	
1.6 16V	128/174	03/08->	VEN	BS-5636		SOL	BS-5025	
1.6 16V	88/120	09/07->	VEN	BS-5024		SOL	BS-5025	
1.6 16V	110/150	09/07->	VEN	BS-5024	engine EP6DT	SOL	BS-5025	
			VEN	BS-5636	engine EP6CDTMD			







	kW/HP		Type			Type		
1.6 16V	103/140	09/07->	VEN	BS-5024		SOL	BS-5025	
1.6 16V	115/156	10/09->	VEN	BS-5636		SOL	BS-5025	
1.6 BioFlex	80/109	04/08->	VEN	BS-5024		SOL	BS-5025	
1.6 GTi	147/200	07/10->				SOL	BS-5237	
1.6 HDi	84/114	03/13->	VEN	BS-5024		SOL	BS-5025	
1.6 HDi	66/90	09/07->	VEN	BS-5024		SOL	BS-5025	
1.6 HDi	80/109	09/07->	VEN	BS-5024		SOL	BS-5025	
1.6 HDi	68/92	11/09->	VEN	BS-5024		SOL	BS-5025	
1.6 HDi	82/112	12/09->	VEN	BS-5024		SOL	BS-5025	
2.0 Bioflex	103/140	01/08->01/12	VEN	BS-5024		SOL	BS-5025	
2.0 HDi	120/163	04/12->	VEN	BS-5636		SOL	BS-5025	
2.0 HDi	103/140	07/10->	VEN	BS-5024		SOL	BS-5025	
2.0 HDi	100/136	09/07->	VEN	BS-5024	11/08->; orga.#11678->	SOL	BS-5025	
			VEN	BS-5636	->10/08; -> orga.#11677			
<b>308 CC</b> 								
1.6 16V	110/150	06/09->	VEN	BS-5636		SOL	BS-5025	
1.6 16V	88/120	06/09->	VEN	BS-5024		SOL	BS-5025	
1.6 16V	115/156	06/09->	VEN	BS-5636		SOL	BS-5025	
1.6 16V	103/140	06/09->	VEN	BS-5636		SOL	BS-5025	
1.6 HDi	84/114	03/13->	VEN	BS-5024		SOL	BS-5025	
1.6 HDi	82/112	06/09->	VEN	BS-5024		SOL	BS-5025	
2.0 CWTT	103/140	07/09->11/14	VEN	BS-5636		SOL	BS-5025	
2.0 HDi	103/140	04/09->	VEN	BS-5636		SOL	BS-5025	
2.0 HDi	100/136	04/09->	VEN	BS-5636		SOL	BS-5025	
2.0 HDi	120/163	06/09->	VEN	BS-5636		SOL	BS-5025	
<b>308 SW</b> 								
1.4 16V	70/95	09/07->	VEN	BS-5024		SOL	BS-5025	- panorama sunroof
						SOL	BS-5237	
1.4 16V	72/98	12/09->	VEN	BS-5024		SOL	BS-5025	- panorama sunroof
						SOL	BS-5237	
1.6 16V	128/174	03/08->	VEN	BS-5636		SOL	BS-5025	- panorama sunroof
						SOL	BS-5237	+ panorama sunroof
1.6 16V	88/120	09/07->	VEN	BS-5024		SOL	BS-5025	- panorama sunroof
						SOL	BS-5237	+ panorama sunroof
1.6 16V	110/150	09/07->	VEN	BS-5636		SOL	BS-5025	- panorama sunroof
						SOL	BS-5237	
1.6 16V	103/140	09/07->	VEN	BS-5636		SOL	BS-5025	- panorama sunroof
						SOL	BS-5237	

	kW/HP		Type			Type		
1.6 16V	115/156	10/09->	VEN	BS-5636		SOL	BS-5025	- panorama sunroof
						SOL	BS-5237	
1.6 Bioflex	82/112	03/09->	VEN	BS-5024		SOL	BS-5025	- panorama sunroof
						SOL	BS-5237	+ panorama sunroof
1.6 HDi	84/114	03/13->	VEN	BS-5024		SOL	BS-5025	- panorama sunroof
						SOL	BS-5237	+ panorama sunroof
1.6 HDi	66/90	09/07->	VEN	BS-5024		SOL	BS-5025	- panorama sunroof
						SOL	BS-5237	+ panorama sunroof
1.6 HDi	80/109	09/07->	VEN	BS-5024		SOL	BS-5025	- panorama sunroof
						SOL	BS-5237	+ panorama sunroof
1.6 HDi	68/92	11/09->	VEN	BS-5024		SOL	BS-5025	- panorama sunroof
						SOL	BS-5237	+ panorama sunroof
1.6 HDi	82/112	12/09->	VEN	BS-5024		SOL	BS-5025	- panorama sunroof
						SOL	BS-5237	+ panorama sunroof
2.0 HDi	110/150	04/11->	VEN	BS-5636		SOL	BS-5025	- panorama sunroof
						SOL	BS-5237	+ panorama sunroof
2.0 HDi	120/163	06/09->	VEN	BS-5636		SOL	BS-5025	- panorama sunroof
						SOL	BS-5237	+ panorama sunroof
2.0 HDi	100/136	09/07->	VEN	BS-5636		SOL	BS-5025	- panorama sunroof
						SOL	BS-5237	+ panorama sunroof
2.0 HDi	103/140	09/07->	VEN	BS-5636		SOL	BS-5025	- panorama sunroof
						SOL	BS-5237	
<b>309 I (10C, 10A) </b>								
1.6	83/113	07/86->06/89	VEN	BS-5115				
1.6	53/72	08/87->07/89	VEN	BS-5115				
1.6	55/75	10/85->07/89	VEN	BS-5115				
1.6	59/80	10/85->07/89	VEN	BS-5115				
1.6	76/103	11/85->09/88	VEN	BS-5115				
1.9	72/98	03/86->07/89	VEN	BS-5115		SOL	BS-5114	
1.9	80/109	07/88->07/89	VEN	BS-5115				
1.9	75/102	10/85->07/89	VEN	BS-5115				
1.9 GTI	88/120	07/88->07/89	VEN	BS-5115				
1.9 GTI	94/128	10/86->07/89	VEN	BS-5115				
<b>309 II (3C, 3A) </b>								
1.6	65/88	07/89->12/93	VEN	BS-5115				
1.6	68/92	07/89->12/93	VEN	BS-5115				
1.9	72/98	08/89->12/93	VEN	BS-5115				
1.9	80/109	10/90->12/93	VEN	BS-5115				

	<b>kW/HP</b>		<b>Type</b>			<b>Type</b>		
1.9 GTI	88/120	07/89->12/93	VEN	BS-5115				
1.9 GTI 16V	116/158	08/89->07/90	VEN	BS-5115				
1.9 GTI 16V	108/147	10/90->12/93	VEN	BS-5115				
<b>4007 (GP_) </b>								
2.0	108/147	11/10->	VEN	BS-5327				
2.0 4x4	108/147	11/10->	VEN	BS-5327				
2.2 HDi	115/156	02/07->	VEN	BS-5327		SOL	BS-5158	
2.4 16V	125/170	01/08->	VEN	BS-5327		SOL	BS-5158	
<b>4008 </b>								
1.6	86/117	05/12->	VEN	BS-5023				
1.6 HDi	84/114	05/12->	VEN	BS-5023				
1.6 HDi AWC	84/114	05/12->	VEN	BS-5023		SOL	BS-5835	
1.8 HDi	110/150	05/12->	VEN	BS-5023				
1.8 HDi AWC	110/150	05/12->	VEN	BS-5023		SOL	BS-5835	
<b>405 I (15B) </b>								
1.4	47/64	01/87->07/92	VEN	BS-5113	+ ABS	DRUM	BS-5098	06/87->
1.6	69/94	01/87->12/92				DRUM	BS-5098	06/87->; ->07/92; + ABS
1.6	53/72	07/87->12/92				DRUM	BS-5098	->07/92; + ABS
1.6	55/75	07/87->06/88				DRUM	BS-5098	+ ABS
1.6	65/88	07/87->12/92				DRUM	BS-5098	->07/92; + ABS
1.6	66/90	10/89->12/92				DRUM	BS-5098	
1.8 Turbo Diesel	66/90	03/88->12/92	VEN	BS-5113	->07/92	DRUM	BS-5098	
1.9	90/122	01/89->12/92	VEN	BS-5113		DRUM	BS-5098	
1.9	70/95	07/87->12/92	VEN	BS-5113	->07/92	DRUM	BS-5098	
1.9	80/109	07/88->12/92	VEN	BS-5113		DRUM	BS-5098	
1.9	88/120	07/88->12/92	VEN	BS-5113	->07/92	DRUM	BS-5098	
1.9 4x4	80/109	07/88->12/92	VEN	BS-5113	->07/92	DRUM	BS-5098	
1.9 Diesel	51/69	03/88->12/92	VEN	BS-5113		DRUM	BS-5098	
1.9 Diesel	47/64	07/88->09/92				DRUM	BS-5098	+ ABS
1.9 Injection	77/105	07/87->12/92	VEN	BS-5113	->07/92	DRUM	BS-5098	
1.9 Sport MI-16	108/147	04/88->12/92	VEN	BS-5113	->07/92	DRUM	BS-5098	
1.9 Sport MI-16	116/158	07/87->11/91	VEN	BS-5113		DRUM	BS-5098	
1.9 SPort MI-16 4x4	108/147	04/88->12/92	VEN	BS-5113	->07/92	DRUM	BS-5098	
<b>405 I Break (15E) </b>								
1.4	47/64	05/88->07/92	VEN	BS-5113	+ ABS	DRUM	BS-5098	
1.6	68/92	05/88->07/92				DRUM	BS-5098	
1.6	53/72	10/88->08/92				DRUM	BS-5098	
1.6	66/90	10/88->08/92				DRUM	BS-5098	
1.6	65/88	10/88->08/92				DRUM	BS-5098	

	kw/HP		Type			Type		
1.6	55/75	10/88->08/92				DRUM	BS-5098	
1.8 GLD	44/60	04/90->07/92	VEN	BS-5113		DRUM	BS-5098	
1.8 TD	66/90	10/88->08/92	VEN	BS-5113		DRUM	BS-5098	
1.9	72/98	05/88->07/92	VEN	BS-5113		DRUM	BS-5098	
1.9	70/95	10/88->08/92	VEN	BS-5113		DRUM	BS-5098	
1.9	88/120	10/88->08/92	VEN	BS-5113		DRUM	BS-5098	
1.9	77/105	10/88->08/92	VEN	BS-5113		DRUM	BS-5098	
1.9	80/109	10/88->08/92	VEN	BS-5113		DRUM	BS-5098	
1.9 4x4	80/109	10/88->08/92	VEN	BS-5113		DRUM	BS-5098	
1.9 All-wheel Drive	77/105	09/88->07/92	VEN	BS-5113		DRUM	BS-5098	
1.9 D	47/64	10/88->08/92				DRUM	BS-5098	
1.9 D	51/69	10/88->08/92				DRUM	BS-5098	
<b>405 II (4B)</b> 								
1.4	55/75	08/92->10/95				DRUM	BS-5098	
1.6	65/88	08/92->10/95				DRUM	BS-5098	
1.8	74/101	08/92->10/95	VEN	BS-5113		DRUM	BS-5098	
1.9 D	50/68	06/94->10/95	VEN	BS-5113		DRUM	BS-5098	
1.9 D	47/64	08/92->10/95	VEN	BS-5113		DRUM	BS-5098	
1.9 TD	66/90	08/92->10/95	VEN	BS-5113		DRUM	BS-5098	
2.0	89/121	08/92->10/95	VEN	BS-5113				
2.0 16V	110/150	06/94->10/95	VEN	BS-5113				
2.0 MI-16	112/152	08/92->10/95	VEN	BS-5113				
2.0 X4	89/121	08/92->10/95	VEN	BS-5113				
<b>405 II Break (4E)</b> 								
1.4	58/79	07/93->06/94				DRUM	BS-5098	
1.4	55/75	08/92->10/96				DRUM	BS-5098	->08/94
1.6	65/88	08/92->10/96				DRUM	BS-5098	
1.8	74/101	08/92->10/96	VEN	BS-5113		DRUM	BS-5098	
1.9 D	50/68	06/94->10/96	VEN	BS-5113		DRUM	BS-5098	
1.9 D	47/64	08/92->10/96	VEN	BS-5113		DRUM	BS-5098	
1.9 D	51/69	09/93->12/95				DRUM	BS-5098	
1.9 TD	66/90	08/92->10/96	VEN	BS-5113		DRUM	BS-5098	
2.0	89/121	08/92->10/96	VEN	BS-5113				
2.0 4x4	89/121	08/92->10/96	VEN	BS-5113				
<b>406 (8B)</b> 								
1.6	65/88	11/95->05/04	VEN	BS-5229		SOL	BS-5230	+ ABS
						DRUM	BS-5098	->08/00
1.8	66/90	05/97->05/04	VEN	BS-5229	->08/00	SOL	BS-5230	->03/99; + ABS
						DRUM	BS-5098	->08/00



	<b>kW/HP</b>		<b>Type</b>			<b>Type</b>		
1.8 16V	85/116	10/00->05/04	VEN	BS-5229		SOL	BS-5230	+ ABS
						DRUM	BS-5098	
1.8 16V	81/110	11/95->10/00	VEN	BS-5229		SOL	BS-5230	->03/99; + ABS
						DRUM	BS-5098	- ABS
1.9 D	55/75	10/96->05/04	VEN	BS-5229		SOL	BS-5230	+ ABS
						DRUM	BS-5098	->03/99
1.9 TD	66/90	01/96->05/04				SOL	BS-5230	+ ABS
						DRUM	BS-5098	
1.9 TD	68/92	01/96->05/04				SOL	BS-5230	+ ABS
						DRUM	BS-5098	->03/99
2.0 16V	99/135	01/99->08/00				SOL	BS-5230	
						DRUM	BS-5098	- ABS
2.0 16V	100/136	08/00->06/04				SOL	BS-5230	
						DRUM	BS-5098	- ABS
2.0 16V	97/132	11/95->05/04				SOL	BS-5230	+ ABS
						DRUM	BS-5098	- ABS
2.0 16V HPi	103/140	05/01->05/04				SOL	BS-5230	
						DRUM	BS-5098	->03/03; - ABS
2.0 HDi 110	79/107	08/01->05/04				SOL	BS-5230	+ ABS
						DRUM	BS-5098	- ABS
2.0 HDi 110	80/109	06/98->08/01				SOL	BS-5230	+ ABS
						DRUM	BS-5098	- ABS
2.0 HDi 90	66/90	02/99->05/04				SOL	BS-5230	
						DRUM	BS-5098	- ABS
2.0 Turbo	108/147	04/96->05/04				SOL	BS-5230	->03/99
						DRUM	BS-5098	->03/99; - ABS
2.1 TD 12V	80/109	01/96->05/04				SOL	BS-5230	+ ABS
						DRUM	BS-5098	- ABS
2.2	116/158	07/00->05/04				SOL	BS-5230	+ ABS
						DRUM	BS-5098	- ABS
2.2 HDi	98/133	03/00->05/04				SOL	BS-5230	09/00->
						DRUM	BS-5098	- ABS
3.0 24V	140/190	10/96->05/04				SOL	BS-5230	+ ABS
						DRUM	BS-5098	- ABS
3.0 V6	152/207	03/00->05/04				SOL	BS-5230	
						DRUM	BS-5098	- ABS



kW/HP



Type






















Type






















## 406 Break [8E/F]









Engine	kW/HP	Validity	Type	Chassis	Info	Drum	BS	Options
1.8	66/90	05/97->10/04	VEN	BS-5229	->08/00	SOL	BS-5230	->03/99; + ABS
						DRUM	BS-5098	->08/00
1.8 16V	85/116	10/00->10/04	VEN	BS-5229		SOL	BS-5230	+ ABS
						DRUM	BS-5098	- ABS
1.8 16V	81/110	10/96->10/00	VEN	BS-5229		SOL	BS-5230	+ ABS
						DRUM	BS-5098	
1.9 D	55/75	10/96->10/04	VEN	BS-5229		SOL	BS-5230	+ ABS
						DRUM	BS-5098	->03/99
1.9 TD	66/90	10/96->10/04				SOL	BS-5230	+ ABS
						DRUM	BS-5098	->03/99
2.0 16V	99/135	01/99->10/00				SOL	BS-5230	
						DRUM	BS-5098	->03/99; - ABS
2.0 16V	100/136	10/00->10/04				SOL	BS-5230	->05/04
						DRUM	BS-5098	- ABS
2.0 16V	97/132	10/96->10/04				SOL	BS-5230	->03/99
						DRUM	BS-5098	->03/99; - ABS
2.0 16V HPi	103/140	05/01->10/04				SOL	BS-5230	->05/04
						DRUM	BS-5098	->03/03; - ABS
2.0 HDi 110	79/107	08/01->10/04				SOL	BS-5230	
						DRUM	BS-5098	- ABS
2.0 HDi 110	80/109	02/99->04/04				SOL	BS-5230	
						DRUM	BS-5098	- ABS
2.0 HDi 90	66/90	02/99->10/04				SOL	BS-5230	
						DRUM	BS-5098	- ABS
2.0 Turbo	108/147	10/96->10/04				SOL	BS-5230	->03/99
						DRUM	BS-5098	->03/99; - ABS
2.1 TD 12V	80/109	10/96->10/04				SOL	BS-5230	->03/99; + ABS
						DRUM	BS-5098	->03/99
2.2	116/158	07/00->10/04				SOL	BS-5230	
						DRUM	BS-5098	- ABS
2.2 HDi	98/133	03/00->10/04				SOL	BS-5230	+ ABS
						DRUM	BS-5098	- ABS
3.0 24V	140/190	10/96->10/04				SOL	BS-5230	
						DRUM	BS-5098	->12/99; engine ES9J4; - ABS
3.0 V6	152/207	03/00->10/04				SOL	BS-5230	
						DRUM	BS-5098	- ABS








	<b>kW/HP</b>		<b>Type</b>			<b>Type</b>		
<b>406 Coupe [8C]</b> 								
2.0 16V	99/135	01/99->10/00				SOL	BS-5230	
						DRUM	BS-5098	- ABS
2.0 16V	97/132	03/97->12/04				SOL	BS-5230	->03/99
						DRUM	BS-5098	- ABS
2.0 16V	100/136	10/00->12/04				SOL	BS-5230	
						DRUM	BS-5098	- ABS
2.2	116/158	03/02->12/04				SOL	BS-5230	
						DRUM	BS-5098	- ABS
2.2 HDi	98/133	03/00->12/04				SOL	BS-5230	
						DRUM	BS-5098	- ABS
3.0 V6	152/207	03/00->12/04				SOL	BS-5230	+ ABS
						DRUM	BS-5098	- ABS
3.0 V6 24V	140/190	03/97->12/04				SOL	BS-5230	
						DRUM	BS-5098	- ABS
<b>407 [6D_]</b> 								
1.6 HDi 110	80/109	05/04->	VEN	BS-5038		SOL	BS-5039	
1.8	85/116	05/04->	VEN	BS-5038		SOL	BS-5039	
1.8 16V	92/125	09/05->	VEN	BS-5038		SOL	BS-5039	
2.0	100/136	05/04->	VEN	BS-5038		SOL	BS-5039	
2.0 16V	103/140	09/05->	VEN	BS-5038		SOL	BS-5039	
2.0 Bioflex	103/140	09/07->				SOL	BS-5039	
2.0 HDi	120/163	07/09->				SOL	BS-5039	
2.0 HDi	103/140	08/08->	VEN	BS-5038		SOL	BS-5039	
			VEN	BS-5104	11/08->; orga.#11683->			
2.0 HDi 135	100/136	05/04->	VEN	BS-5038		SOL	BS-5039	
			VEN	BS-5104	11/08->; orga.#11683->			
2.2	116/158	05/04->				SOL	BS-5039	
2.2 16V	120/163	09/05->				SOL	BS-5039	
2.2 HDi	120/163	06/08->				SOL	BS-5039	
2.2 HDi 170	125/170	05/06->				SOL	BS-5039	
2.7 HDi	150/204	10/05->				SOL	BS-5039	
3.0	155/211	05/04->				SOL	BS-5039	
<b>407 Coupe [6C_]</b> 								
2.0 HDi	120/163	06/09->	VEN	BS-5104				
2.0 HDi	100/136	10/05->	VEN	BS-5038				
<b>407 SW [6E_]</b> 								
1.6 HDi 110	80/109	05/04->	VEN	BS-5038		SOL	BS-5039	
1.8	85/116	05/04->	VEN	BS-5038		SOL	BS-5039	

	kW/HP		Type			Type		
1.8 16V	92/125	09/05->	VEN	BS-5038		SOL	BS-5039	
2.0	100/136	05/04->	VEN	BS-5038		SOL	BS-5039	
2.0 16V	103/140	09/05->	VEN	BS-5038		SOL	BS-5039	
2.0 HDi	120/163	07/09->				SOL	BS-5039	
2.0 HDi	103/140	08/08->	VEN	BS-5038		SOL	BS-5039	
			VEN	BS-5104	11/08->; orga.#11683->			
2.0 HDi 135	100/136	05/04->	VEN	BS-5038		SOL	BS-5039	
			VEN	BS-5104	11/08->; orga.#11683->			
2.2	116/158	05/04->				SOL	BS-5039	
2.2 16V	120/163	09/05->				SOL	BS-5039	
2.2 HDi	120/163	06/08->				SOL	BS-5039	
2.2 HDi 170	125/170	05/06->				SOL	BS-5039	
2.7 HDi	150/204	10/05->				SOL	BS-5039	
3.0	155/211	05/04->				SOL	BS-5039	
<b>408</b> 								
2.0 16V	108/147	02/10->	VEN	BS-5024	05/12->			
<b>5008</b> 								
1.2	96/131	01/15->	VEN	BS-5636		SOL	BS-5237	
1.6	120/163	02/12->	VEN	BS-5636		SOL	BS-5237	
1.6 16V	88/120	09/09->	VEN	BS-5024		SOL	BS-5237	
1.6 16V	115/156	09/09->	VEN	BS-5636		SOL	BS-5237	
1.6 BlueHDi 120	88/120	05/14->	VEN	BS-5636		SOL	BS-5237	
1.6 HDi	84/114	03/13->	VEN	BS-5024		SOL	BS-5237	
1.6 HDi	82/112	08/10->	VEN	BS-5024	->09/11	SOL	BS-5237	->09/11
1.6 HDi	80/110	09/09->	VEN	BS-5024	->01/11	SOL	BS-5237	->01/11
1.6 THP 150	110/150	02/12->	VEN	BS-5636		SOL	BS-5237	
1.6 THP 165	121/165	02/12->	VEN	BS-5636		SOL	BS-5237	
2.0 HDi	120/163	09/09->	VEN	BS-5636		SOL	BS-5237	
2.0 HDi 136 / BlueHDi 136	100/136	02/12->	VEN	BS-5636		SOL	BS-5237	
2.0 HDi 150 / BlueHDi 150	110/150	06/09->	VEN	BS-5636		SOL	BS-5237	
<b>508</b> 								
1.6 HDi	84/115	02/12->	VEN	BS-5038				
1.6 HDi	82/112	11/10->	VEN	BS-5038		SOL	BS-5039	
1.6 THP	115/156	11/10->				SOL	BS-5039	
1.6 VTi	88/120	11/10->	VEN	BS-5038		SOL	BS-5039	
2.0 HDi	103/140	11/10->				SOL	BS-5039	
2.0 HDi	120/163	11/10->				SOL	BS-5039	
2.0 HDi Hybrid4 AWC	120/163	11/10->				SOL	BS-5039	
2.0 HDi Hybrid4 AWC	147/200	11/10->				SOL	BS-5039	







	kW/HP		Type			Type		
2.2 HDi	150/204	11/10->				SOL	BS-5039	
<b>508 SW</b> 								
1.6 HDi	84/115	02/12->	VEN	BS-5038				
1.6 HDi	82/112	11/10->	VEN	BS-5038		SOL	BS-5039	
1.6 THP	115/156	11/10->				SOL	BS-5039	
1.6 VTi	88/120	11/10->	VEN	BS-5038		SOL	BS-5039	
2.0 HDi	103/140	11/10->				SOL	BS-5039	
2.0 HDi	120/163	11/10->				SOL	BS-5039	
2.0 HDi RXH Hybrid4	120/163	11/10->				SOL	BS-5039	
2.2 HDi	150/204	11/10->				SOL	BS-5039	
<b>607 (9D, 9U)</b> 								
2.0	100/136	02/00->	VEN	BS-5038		SOL	BS-5039	01/05->; ->08/05
2.0 HDi	79/107	03/01->07/04	VEN	BS-5038				
2.0 HDi	80/109	05/00->	VEN	BS-5038		SOL	BS-5039	01/05->; ->08/05
2.0 HDi	100/136	09/05->				SOL	BS-5039	
2.2 16V	116/158	02/00->	VEN	BS-5038		SOL	BS-5039	01/05->
2.2 16V	120/163	09/05->				SOL	BS-5039	
2.2 HDi	125/170	05/06->				SOL	BS-5039	
2.2 HDi	98/133	02/00->	VEN	BS-5038		SOL	BS-5039	01/05->
2.7 HDi 24V	150/204	12/04->				SOL	BS-5039	
3.0 V6 24V	155/211	03/04->				SOL	BS-5039	
<b>806 (221)</b> 								
1.8	73/99	07/95->08/02	VEN	BS-5841	10/96->; ->05/00			
<b>BIPPER (AA_) </b>								
1.3 HDi 75	55/75	10/10->	VEN	BS-5086				
1.4	54/73	02/08->	VEN	BS-5086				
1.4 HDi	50/68	02/08->	VEN	BS-5086				
<b>BIPPER Tepee </b>								
1.3 HDi 75	55/75	10/10->	VEN	BS-5086				
1.4	54/73	04/08->	VEN	BS-5086				
1.4 HDi	50/68	04/08->	VEN	BS-5086				
<b>BOXER Box </b>								
			VEN	BS-5108		SOL	BS-5109	payload 1400 kg
2.2 HDi 100	74/101	04/06->	VEN	BS-5152	payload 1400 kg	SOL	BS-5111	payload 2000 kg
			VEN	BS-5153	+ H/D; payload 1700 kg			
			SOL	BS-5866	payload 2000 kg	SOL	BS-5151	payload 1700 kg
2.2 HDi 110	81/110	03/11->	VEN	BS-5108		SOL	BS-5109	MD MID-LIFE LIGHT; MD LIGHT; for steel rims; for light alloy rims
			VEN	BS-5152	MD MID-LIFE LIGHT; MD LIGHT; for steel rims			

	kw/HP		Type			Type			
2.2 HDi 120	88/120	04/06->	VEN	BS-5108		SOL	BS-5109	payload 1400 kg	
			VEN	BS-5152	max GW 3500; max GW 3000; for steel rims; MD LIGHT; MD MID-LIFE LIGHT	SOL	BS-5111	payload 2000 kg	
			VEN	BS-5153	max GW 3500; for steel rims; MD HEAVY				
			SOL	BS-5866	payload 2000 kg	SOL	BS-5151	payload 1700 kg	
2.2 HDi 130	96/131	03/11->	VEN	BS-5108		SOL	BS-5109	for steel rims; for light alloy rims; MD LIGHT; MD MID-LIFE LIGHT	
			VEN	BS-5152	for steel rims; MD LIGHT; MD MID-LIFE LIGHT	SOL	BS-5111	max GW 4000; MD HEAVY; for steel rims	
			VEN	BS-5153	for steel rims; max GW 3500; MD HEAVY				
			SOL	BS-5866	max GW 4000; MD HEAVY; for steel rims	SOL	BS-5151	max GW 3500; MD HEAVY; MD MID-LIFE HEAVY; for steel rims	
2.2 HDi 150	110/150	03/11->	VEN	BS-5108		SOL	BS-5109	max GW 3300; max GW 3500; for steel rims; for light alloy rims; MD LIGHT; MD MID-LIFE LIGHT	
			VEN	BS-5152	for steel rims; MD MID-LIFE LIGHT; MD LIGHT	SOL	BS-5111	max GW 4000; MD HEAVY; for steel rims	
			VEN	BS-5153	max GW 3500; for steel rims; MD HEAVY				
			SOL	BS-5866	max GW 4000; MD HEAVY; for steel rims	SOL	BS-5151	MD HEAVY; MD MID-LIFE HEAVY; max GW 3500; for steel rims	
3.0 HDi 145	107/146	04/10->	VEN	BS-5152	payload 1400 kg	SOL	BS-5109	payload 1400 kg	
			VEN	BS-5153	payload 1700 kg; + H/D	SOL	BS-5111	payload 2000 kg	
			SOL	BS-5866	payload 2000 kg	SOL	BS-5151	payload 1700 kg	
3.0 HDi 160	116/156	04/06->	VEN	BS-5108		SOL	BS-5109	payload 1400 kg	
			VEN	BS-5152	payload 1400 kg	SOL	BS-5111	payload 2000 kg	
			VEN	BS-5153	+ H/D; payload 1700 kg				
			SOL	BS-5866	payload 2000 kg	SOL	BS-5151	payload 1700 kg	
3.0 HDi 175	130/177	03/11->	VEN	BS-5108		SOL	BS-5109	max GW 3300; max GW 3500; for steel rims; for light alloy rims; MD LIGHT	
			VEN	BS-5152	for steel rims; max GW 3300; max GW 3000; MD LIGHT; MD MID-LIFE LIGHT	SOL	BS-5111	payload 4000 kg; for steel rims	
			VEN	BS-5153	for steel rims; max GW 3500; MD Heavy				
			SOL	BS-5866	max GW 4000; MD HEAVY; for steel rims	SOL	BS-5151	MD HEAVY; payload 3500 kg; for steel rims	
<b>BOXER Box [230L] </b>									
1.9 D	51/69	03/94->04/02				DRUM	BS-5097	->11/01; max load 1000 kg	
1.9 D	50/68	07/99->04/02	VEN	BS-5152		DRUM	BS-5097	->11/01; max load 1000 kg	
1.9 TD	68/92	03/94->04/02	VEN	BS-5152		DRUM	BS-5097	->11/01; + ABS; max load 1000 kg	
1.9 TD	66/90	07/99->04/02	VEN	BS-5152	->11/01; + ABS; max load 1000 kg	DRUM	BS-5097	->11/01; + ABS; max load 1000 kg	
2.0 4x4	80/109	03/96->09/98	VEN	BS-5152	-> payload 1000 kg; payload 1400 kg	DRUM	BS-5097	-> payload 1000 kg; payload 1400 kg	
			VEN	BS-5153	payload 1800 kg ->				
2.0 HDI	62/84	08/01->04/02	VEN	BS-5152		DRUM	BS-5097	12/01->; max load 1000 kg	
2.0 i	80/109	06/94->04/02	VEN	BS-5152	-> payload 1000 kg; payload 1400 kg	DRUM	BS-5097	-> payload 1000 kg; payload 1400 kg	
			VEN	BS-5153	payload 1800 kg				
2.5 D	63/86	03/94->04/02	VEN	BS-5152	payload 1400 kg	DRUM	BS-5097	payload 1400 kg	
			VEN	BS-5153	payload 1800 kg				
2.5 D 4x4	63/86	07/99->04/02	VEN	BS-5152	->11/01; + ABS; max load 1000 kg	DRUM	BS-5097	payload 1400 kg	
			VEN	BS-5153	->11/01; + ABS; max load 1800 kg				

	kw/HP		Type			Type			
2.5 TD	76/103	03/94->04/02	VEN	BS-5152	->11/01; + ABS; max load 1000 kg	DRUM	BS-5097	payload 1400 kg	
			VEN	BS-5153	->11/01; + ABS; max load 1800 kg				
2.5 TDI	79/107	01/97->04/02	VEN	BS-5152	->09/00; + ABS; max load 1000 kg	DRUM	BS-5097	->09/00; + ABS; max load 1000 kg	
			VEN	BS-5153	->11/01; + ABS; max load 1800 kg				
2.5 TDI 4x4	79/107	07/99->04/02	VEN	BS-5152	->09/00; + ABS; max load 1000 kg	DRUM	BS-5097	->09/00; + ABS; max load 1000 kg	
			VEN	BS-5153	->11/01; + ABS; max load 1800 kg				
2.8 D	64/87	01/99->02/02	VEN	BS-5153		SOL	BS-5166		
2.8 HDi	93/126	10/00->11/01	VEN	BS-5152	-> payload 1000 kg; payload 1400 kg	DRUM	BS-5097	-> payload 1000 kg; payload 1400 kg	
			VEN	BS-5153	payload 1800 kg ->				
2.8 HDi	94/128	11/00->04/02	VEN	BS-5152	12/01->; + ABS; max load 1000 kg	SOL	BS-5166	12/01->; max load 1800 kg	
			VEN	BS-5153	max load 1800 kg	DRUM	BS-5097	max load 1000 kg	
2.8 HDi 4x4	94/128	10/00->04/02	VEN	BS-5152	-> payload 1000 kg; payload 1400 kg	DRUM	BS-5097	-> payload 1000 kg; payload 1400 kg	
			VEN	BS-5153	payload 1800 kg				
<b>BOXER Box (244)</b> 									
2.0	81/110	04/02->	VEN	BS-5152	+ ABS; max load 1000 kg	SOL	BS-5166	max load 1800 kg	
			VEN	BS-5153	max load 1800 kg	DRUM	BS-5097	max load 1000 kg	
2.0 BiFuel	81/110	12/01->06/06	VEN	BS-5152	max GW 2900				
2.0 HDi	62/84	04/02->	VEN	BS-5152	+ ABS; max load 1000 kg	SOL	BS-5166	max load 1800 kg	
			VEN	BS-5153	max load 1800 kg	DRUM	BS-5097	max load 1000 kg	
2.2 HDi	74/101	04/02->	VEN	BS-5152	max load 1400 kg	SOL	BS-5166	max load 1800 kg	
			VEN	BS-5153	max load 1800 kg	DRUM	BS-5097	max load 1400 kg	
2.8 HDi	94/128	04/02->	VEN	BS-5152	max load 1000 kg	SOL	BS-5166	max load 1800 kg	
			VEN	BS-5153	max load 1800 kg	DRUM	BS-5097	max load 1000 kg	
2.8 HDi	107/146	04/04->	VEN	BS-5152	max load 1000 kg	SOL	BS-5166	max load 1800 kg	
			VEN	BS-5153	max load 1800 kg	DRUM	BS-5097	max load 1000 kg; - ABS	
2.8 HDi 4x4	94/128	04/02->	VEN	BS-5152	max load 1000 kg	SOL	BS-5166	12/02->; max load 1800 kg	
			VEN	BS-5153	12/02->; max load 1800 kg	DRUM	BS-5097	max load 1000 kg	
<b>BOXER Bus</b> 									
2.0 BlueHDi 110	81/110	07/15->	VEN	BS-5152	for steel rims	SOL	BS-5109		
2.0 BlueHDi 130	96/130	07/15->	VEN	BS-5152	for steel rims; max GW 3000; max GW 3300	SOL	BS-5109	MD LIGHT; MD MID-LIFE LIGHT	
						SOL	BS-5151	for steel rims; MD HEAVY; MD MID-LIFE HEAVY	
2.2 HDi 100	74/101	04/06->	VEN	BS-5108		SOL	BS-5109	for steel rims; for light alloy rims	
			VEN	BS-5152	payload 3000 kg; payload 3300 kg				
2.2 HDi 110	81/110	03/11->	VEN	BS-5108		SOL	BS-5109	for steel rims; for light alloy rims	
			VEN	BS-5152					

	kw/HP		Type			Type			
2.2 HDi 120	88/120	04/06->	VEN	BS-5108		SOL	BS-5109	payload 1400 kg	
			VEN	BS-5152	max GW 3000; MD MID-LIFE LIGHT; for steel rims; MD LIGHT	SOL	BS-5111	payload 2000 kg	
			VEN	BS-5153	+ H/D; payload 1700 kg				
			SOL	BS-5866	payload 2000 kg	SOL	BS-5151	payload 1700 kg	
2.2 HDi 130	96/131	03/11->	VEN	BS-5108		SOL	BS-5109	for steel rims; for light alloy rims; MD LIGHT; MD MID-LIFE LIGHT	
			VEN	BS-5152	max GW 3000; max GW 3300; MD LIGHT; MD MID-LIFE LIGHT; for steel rims	SOL	BS-5111	max GW 4000; MD HEAVY; for steel rims	
			SOL	BS-5866	max GW 4000; MD HEAVY				
2.2 HDi 150	110/150	03/11->	VEN	BS-5108		SOL	BS-5109	for steel rims; for light alloy rims; MD LIGHT; MD MID-LIFE LIGHT	
			VEN	BS-5152	MD LIGHT; MD MID-LIFE LIGHT; for steel rims	SOL	BS-5111	max GW 4000; MD HEAVY; for steel rims	
			VEN	BS-5153	payload 3500 kg; MD HEAVY				
			SOL	BS-5866	max GW 4000; MD HEAVY; for steel rims	SOL	BS-5151	payload 3500 kg; MD HEAVY; MD MID-LIFE HEAVY	
3.0 HDi 145	107/146	04/10->	VEN	BS-5152	payload 1400 kg	SOL	BS-5109	payload 1400 kg	
			VEN	BS-5153	+ H/D; payload 1700 kg	SOL	BS-5111	payload 2000 kg	
			SOL	BS-5866	payload 2000 kg	SOL	BS-5151	payload 1700 kg	
3.0 HDi 160	116/156	04/06->	VEN	BS-5108		SOL	BS-5109	payload 1400 kg	
			VEN	BS-5152	payload 1400 kg				
			VEN	BS-5153	+ H/D; payload 1700 kg	SOL	BS-5111	payload 2000 kg	
			SOL	BS-5866	payload 2000 kg	SOL	BS-5151	payload 1700 kg	
3.0 HDi 175	130/177	03/11->	VEN	BS-5152	MD LIGHT; MD MID-LIFE LIGHT; for steel rims	SOL	BS-5109	MD LIGHT; MD MID-LIFE LIGHT; for light alloy rims	
			SOL	BS-5866	payload 4000 kg; MD HEAVY; for steel rims	SOL	BS-5111	payload 4000 kg; MD HEAVY; for steel rims	
<b>BOXER Bus [230P] </b>									
1.9 D	51/69	03/94->04/02				DRUM	BS-5097	->11/01; max load 1000 kg	
1.9 TD	68/92	03/94->04/02	VEN	BS-5152	->11/01; + ABS; max load 1000 kg	DRUM	BS-5097	->11/01; + ABS; max load 1000 kg	
1.9 TD	66/90	08/94->04/02	VEN	BS-5152	->11/01; + ABS; max load 1000 kg	DRUM	BS-5097	->11/01; + ABS; max load 1000 kg	
1.9 TD 4x4	68/92	07/96->04/02	VEN	BS-5152	->09/98; max load 1000 kg	DRUM	BS-5097	->11/01; max load 1000 kg	
2.0 i	80/109	03/94->04/02	VEN	BS-5152	->11/01; + ABS; max load 1000 kg	DRUM	BS-5097	-> payload 1000 kg; payload 1400 kg	
			VEN	BS-5153	->11/01; + ABS; max load 1800 kg			->	
2.0 i 4x4	80/109	08/96->04/02	VEN	BS-5152	-> payload 1000 kg; payload 1400 kg	DRUM	BS-5097	-> payload 1000 kg; payload 1400 kg	
			VEN	BS-5153	max load 1800 kg			->	
2.5 D	63/86	08/94->04/02	VEN	BS-5152	->11/01; payload 1400 kg	DRUM	BS-5097	payload 1400 kg	
			VEN	BS-5153	->11/01; payload 1800 kg				
2.5 D 4x4	63/86	07/96->04/02	VEN	BS-5152	payload 1400 kg	DRUM	BS-5097	payload 1400 kg	
			VEN	BS-5153	payload 1800 kg				
2.5 TD	76/103	07/94->04/02	VEN	BS-5152	->11/01; + ABS; max load 1000 kg	DRUM	BS-5097	payload 1400 kg	
			VEN	BS-5153	->11/01; + ABS; max load 1800 kg				
2.5 TD 4x4	76/103	07/96->04/02	VEN	BS-5152	max GW 3250	DRUM	BS-5097	payload 1400 kg	
			VEN	BS-5153	->11/01; + ABS; max load 1800 kg				











	kW/HP		Type			Type		
2.5 TDI	79/107	01/97->04/02	VEN	BS-5152	->09/00; + ABS; max load 1000 kg	DRUM	BS-5097	->09/00; + ABS; max load 1000 kg
			VEN	BS-5153	->11/01; + ABS; max load 1800 kg			
2.5 TDI 4x4	79/107	01/97->04/02	VEN	BS-5152	->09/00	DRUM	BS-5097	->09/00
			VEN	BS-5153	->11/01; + ABS; max load 1800 kg			
2.8 D	64/87	01/99->02/02	VEN	BS-5153		SOL	BS-5166	
2.8 HDi	93/126	10/00->11/01	VEN	BS-5152	-> payload 1000 kg; payload 1400 kg ->	DRUM	BS-5097	-> payload 1000 kg; payload 1400 kg ->
			VEN	BS-5153	payload 1800 kg			
2.8 HDi	94/128	11/00->04/02	VEN	BS-5152	12/01->; + ABS; max load 1000 kg	SOL	BS-5166	12/01->; max load 1800 kg
			VEN	BS-5153	max load 1800 kg	DRUM	BS-5097	max load 1000 kg
2.8 HDi 4x4	94/128	10/00->04/02	VEN	BS-5152	-> payload 1000 kg; payload 1400 kg ->	DRUM	BS-5097	-> payload 1000 kg; payload 1400 kg ->
			VEN	BS-5153	payload 1800 kg			










### BOXER Bus [244, Z\_]















2.0	81/110	04/02->	VEN	BS-5152	+ ABS; max load 1000 kg	SOL	BS-5166	max load 1800 kg
			VEN	BS-5153	max load 1800 kg	DRUM	BS-5097	max load 1000 kg
2.0 BiFuel	81/110	12/01->06/06	VEN	BS-5152	max GW 2900; max GW 3300			
2.0 HDi	62/84	04/02->	VEN	BS-5152	+ ABS; max load 1000 kg	SOL	BS-5166	max load 1800 kg
			VEN	BS-5153	max load 1800 kg	DRUM	BS-5097	max load 1000 kg
2.2 HDi	74/101	04/02->	VEN	BS-5152	max load 1400 kg	SOL	BS-5166	max load 1800 kg
			VEN	BS-5153	max load 1800 kg	DRUM	BS-5097	max load 1400 kg
2.8 HDi	94/128	04/02->	VEN	BS-5152	max load 1000 kg	SOL	BS-5166	max load 1800 kg
			VEN	BS-5153	max load 1800 kg	DRUM	BS-5097	max load 1000 kg
2.8 HDi	107/145	04/04->	VEN	BS-5152	-> payload 1000 kg; payload 1400 kg ->	SOL	BS-5166	+ ABS; payload 1800 kg ->
			VEN	BS-5153	payload 1800 kg ->	DRUM	BS-5097	- ABS; -> payload 1000 kg; payload 1400 kg ->
2.8 HDi 4x4	94/128	04/02->	VEN	BS-5152	max load 1000 kg	SOL	BS-5166	12/02->; max load 1800 kg
			VEN	BS-5153	12/02->; max load 1800 kg	DRUM	BS-5097	max load 1000 kg










### BOXER Platform/Chassis








2.2 HDi 100	74/101	04/06->	VEN	BS-5108				
			VEN	BS-5152	max GW 3000; max GW 3300; MD LIGHT/MID-LIFE LIGHT; for steel rims	SOL	BS-5109	payload 1400 kg
			VEN	BS-5153	+ H/D; payload 1700 kg			
2.2 HDi 110	81/110	03/11->	VEN	BS-5108		SOL	BS-5109	for steel rims; for light alloy rims; MD LIGHT; MD MID-LIFE LIGHT
			VEN	BS-5152	MD MID-LIFE LIGHT; MD LIGHT; for steel rims			
			VEN	BS-5153	max GW 3500; MD HEAVY	SOL	BS-5151	max GW 3500; MD HEAVY; MD MID-LIFE HEAVY
2.2 HDi 120	88/120	04/06->	VEN	BS-5108		SOL	BS-5109	payload 1400 kg
			VEN	BS-5152	max GW 3000; max GW 3500; MD LIGHT; MD MID-LIFE LIGHT	SOL	BS-5111	payload 2000 kg
			VEN	BS-5153	max GW 3500; for steel rims; MD HEAVY			
			SOL	BS-5866	payload 2000 kg	SOL	BS-5151	payload 1700 kg








	kW/HP		Type			Type			
2.2 HDi 130	96/131	03/11->	VEN	BS-5108		SOL	BS-5109	max GW 3000; for steel rims; for light alloy rims; MD LIGHT; MD MID-LIFE LIGHT	
			VEN	BS-5152	MD LIGHT; MD MID-LIFE LIGHT; for steel rims	SOL	BS-5111	max GW 4000; MD HEAVY; for steel rims	
			VEN	BS-5153	max GW 3500; MD HEAVY; for steel rims				
			SOL	BS-5866	max GW 4000; MD HEAVY	SOL	BS-5151	payload 3500 kg; MD HEAVY; MD MID-LIFE HEAVY	
2.2 HDi 150	110/150	03/11->	VEN	BS-5108		SOL	BS-5109	max GW 3300; MD LIGHT; for steel rims; for light alloy rims; MD MID-LIFE LIGHT	
			VEN	BS-5152	MD /MID-LIFE LIGHT; MD LIGHT; for steel rims	SOL	BS-5111	max GW 4000; MD HEAVY; for steel rims	
			VEN	BS-5153	payload 3500 kg; MD HEAVY; for steel rims				
			SOL	BS-5866	max GW 4000; MD HEAVY; for steel rims	SOL	BS-5151	max GW 3500; MD HEAVY; MD MID-LIFE HEAVY	
3.0 HDi 145	107/146	04/10->	VEN	BS-5152	payload 1200 kg; payload 1400 kg	SOL	BS-5109	payload 1400 kg; payload 2000 kg; - increased axle load	
			VEN	BS-5153	payload 1600 kg; payload 1700 kg; + H/D; incr. axle load	SOL	BS-5111	payload 2000 kg	
			SOL	BS-5866	payload 2000 kg	SOL	BS-5151	payload 1600 kg; payload 1700 kg; incr. axle load	
3.0 HDi 160	116/156	04/06->	VEN	BS-5108		SOL	BS-5109	max GW 3500; max GW 4000; for steel rims; MD LIGHT; for light alloy rims	
			VEN	BS-5152	for steel rims; -> payload 3000 kg; payload 3300 kg ->; MD LIGHT; MD MID-LIFE LIGHT	SOL	BS-5111	for steel rims; payload 4000 kg	
			VEN	BS-5153	for steel rims; payload 3500 kg; MD HEAVY				
			SOL	BS-5866	for steel rims; max GW 4000; MD HEAVY	SOL	BS-5151	for steel rims; payload 3500 kg; MD HEAVY	
3.0 HDi 175	130/177	03/11->	VEN	BS-5108		SOL	BS-5109	max GW 3500; for light alloy rims; for steel rims; MD LIGHT; MD MID-LIFE LIGHT	
			VEN	BS-5152	MD LIGHT; MD MID-LIFE LIGHT	SOL	BS-5111	max GW 4000; MD HEAVY; for steel rims	
			VEN	BS-5153	for steel rims; max GW 3500; MD HEAVY				
			SOL	BS-5866	for steel rims; max GW 4000; MD HEAVY	SOL	BS-5151	max GW 3500; for steel rims; MD HEAVY; MD MID-LIFE HEAVY	
<b>BOXER Platform/Chassis [244]</b> 									
2.0 BiFuel	81/110	12/01->06/06	VEN	BS-5152	max GW 3300				
2.0 HDi	62/84	04/02->	VEN	BS-5152	+ ABS; max load 1000 kg	SOL	BS-5166	max load 1800 kg	
			VEN	BS-5153	max load 1800 kg	DRUM	BS-5097	max load 1000 kg	
2.2 HDi	74/101	04/02->	VEN	BS-5152	max load 1400 kg	SOL	BS-5166	max load 1800 kg	
			VEN	BS-5153	max load 1800 kg	DRUM	BS-5097	max load 1400 kg	
2.8 HDi	94/128	04/02->	VEN	BS-5152	max load 1000 kg	SOL	BS-5166	max load 1800 kg	
			VEN	BS-5153	max load 1800 kg	DRUM	BS-5097	max load 1000 kg	
2.8 HDi	107/146	04/04->	VEN	BS-5152	max load 1000 kg	SOL	BS-5166	max load 1800 kg	
			VEN	BS-5153	max load 1800 kg	DRUM	BS-5097	max load 1000 kg; - ABS	
2.8 HDi 4x4	94/128	04/02->	VEN	BS-5152	-> payload 1000 kg; payload 1400 kg				
			VEN	BS-5153	payload 1800 kg	SOL	BS-5166	payload 1800 kg	
<b>BOXER Platform/Chassis [ZCT_]</b> 									
1.9 TD	66/90	06/94->04/02	VEN	BS-5152	->11/01; + ABS; max load 1000 kg	DRUM	BS-5097	->11/01; + ABS; max load 1000 kg	
1.9 TD	68/92	07/94->04/02	VEN	BS-5152	->11/01; + ABS; max load 1000 kg	DRUM	BS-5097	->11/01; + ABS; max load 1000 kg	
2.0 i	80/109	06/94->04/02	VEN	BS-5152	+ ABS; max load 1000 kg	SOL	BS-5166	12/01->; max load 1800 kg	
			VEN	BS-5153	max load 1800 kg	DRUM	BS-5097	-> payload 1000 kg; payload 1400 kg	
2.5 D	63/86	03/94->04/02	VEN	BS-5152	max GW 3250				
			VEN	BS-5153	max load 1800 kg	DRUM	BS-5097	payload 1400 kg	







	kw/HP		Type			Type		
2.5 D 4x4	63/86	07/99->04/02	VEN	BS-5152	payload 1400 kg	DRUM	BS-5097	payload 1400 kg
			VEN	BS-5153	payload 1800 kg			
2.5 TD	76/103	03/94->04/02	VEN	BS-5152	payload 1400 kg	DRUM	BS-5097	->11/01; + ABS; max load 1000 kg
			VEN	BS-5153	payload 1800 kg			
2.5 TDI	79/107	01/97->04/02	VEN	BS-5152	->09/00; + ABS; max load 1000 kg	DRUM	BS-5097	->09/00; + ABS; max load 1000 kg
			VEN	BS-5153	->11/01; + ABS; max load 1800 kg			
2.5 TDI 4x4	79/107	07/99->04/02	VEN	BS-5152	->11/01; + ABS; max load 1000 kg	DRUM	BS-5097	->11/01; + ABS; max load 1000 kg
			VEN	BS-5153	->11/01; + ABS; max load 1800 kg			
2.8 D	64/87	01/99->02/02	VEN	BS-5153		SOL	BS-5166	
2.8 HDi	93/126	10/00->11/01	VEN	BS-5152	-> payload 1000 kg; payload 1400 kg	DRUM	BS-5097	-> payload 1000 kg; payload 1400 kg
			VEN	BS-5153	payload 1800 kg ->			
2.8 HDi	94/128	11/00->04/02	VEN	BS-5152	12/01->; + ABS; max load 1000 kg	SOL	BS-5166	12/01->; max load 1800 kg
			VEN	BS-5153	max load 1800 kg			
						DRUM	BS-5097	max load 1000 kg
<b>EXPERT (224)</b> 								
1.6	58/79	02/96->	VEN	BS-5841	->09/00			
1.8	74/101	10/96->09/00	VEN	BS-5841				
1.9 D	51/70	02/96->	VEN	BS-5841	->05/98			
1.9 TD	68/92	02/96->	VEN	BS-5841	->09/00; for shortened base			
1.9 TD	66/90	02/96->	VEN	BS-5841	->09/00; for shortened base			
2.0	100/136	07/00->	VEN	BS-5841	for shortened base			
2.0 HDi	69/94	10/00->11/03	VEN	BS-5841	short base			
2.0 HDi	80/109	07/00->	VEN	BS-5841	for shortened base			
2.0 HDi 16V	80/109	07/00->	VEN	BS-5841	for shortened base			
<b>EXPERT Box (222)</b> 								
1.6	58/79	02/96->	VEN	BS-5841	->09/00			
1.8	74/101	10/96->09/00	VEN	BS-5841				
1.9 D	51/70	02/96->	VEN	BS-5841	->05/98			
1.9 D 70	51/69	12/98->	VEN	BS-5841	for shortened base			
1.9 TD	66/90	02/96->	VEN	BS-5841	->09/00; for shortened base			
1.9 TD	68/92	02/96->	VEN	BS-5841	->09/00; for shortened base			
2.0	100/136	09/02->	VEN	BS-5841	for shortened base			
2.0 HDi	69/94	07/00->	VEN	BS-5841	for shortened base			
2.0 HDi	80/109	07/00->	VEN	BS-5841	09/03->; ->10/06; short base			
2.0 HDi	80/109	07/00->	VEN	BS-5841	for shortened base			
<b>EXPERT Box (VF3A_, VF3U_, VF3X_)</b> 								
1.6 HDi 90 16V	66/90	01/07->	VEN	BS-5104				
1.6 HDi 90 8V	66/90	01/07->	VEN	BS-5104				
2.0 16V	103/140	01/07->	VEN	BS-5104				
2.0 HDi 120	88/120	01/07->	VEN	BS-5104				

	kW/HP		Type			Type		
2.0 HDi 130	94/128	03/11->	VEN	BS-5104				
2.0 HDi 140	100/136	01/07->	VEN	BS-5104				
2.0 HDi 165	120/163	09/09->	VEN	BS-5104	04/10->			
<b>EXPERT Platform/Chassis</b> 								
1.6 HDi 90	66/90	01/07->	VEN	BS-5104				
2.0 HDi 120	88/120	01/07->	VEN	BS-5104				
2.0 HDi 140	100/136	01/07->	VEN	BS-5104				
<b>EXPERT Platform/Chassis [223]</b> 								
1.6	58/79	02/96->	VEN	BS-5841	->09/00			
1.9 D	51/70	02/96->	VEN	BS-5841	->05/98			
1.9 TD	66/90	02/96->	VEN	BS-5841	->09/00; for shortened base			
1.9 TD	68/92	02/96->	VEN	BS-5841	->09/00; for shortened base			
<b>EXPERT Tepee (VF3V)</b> 								
1.6 HDi 90 16V	66/90	01/07->	VEN	BS-5104				
1.6 HDi 90 8V	66/90	01/07->	VEN	BS-5104				
2.0 16V	103/140	01/07->	VEN	BS-5104				
2.0 HDi 100	72/98	03/11->	VEN	BS-5104				
2.0 HDi 120	88/120	01/07->	VEN	BS-5104				
2.0 HDi 120 4x4	88/120	01/07->	VEN	BS-5104				
2.0 HDi 130	94/128	03/11->	VEN	BS-5104				
2.0 HDi 140	100/136	01/07->	VEN	BS-5104				
2.0 HDi 165	120/163	09/09->	VEN	BS-5104	04/10->			
<b>J5 Box [280L]</b> 								
1.8	51/69	01/83->11/88				DRUM	BS-5097	
<b>J5 Box [290L]</b> 								
1.9 D	51/70	10/90->03/94				DRUM	BS-5097	->01/94
2.5 D 4x4	54/73	10/90->03/94				DRUM	BS-5097	->01/94; Ø wheel 14" in
2.5 TD 4x4	70/95	10/90->03/94				DRUM	BS-5097	->01/94; Ø wheel 14" in
<b>J5 Bus [280P]</b> 								
2.0	58/79	01/83->09/90				DRUM	BS-5097	Ø wheel 14" in
2.0	55/75	09/81->09/90				DRUM	BS-5097	Ø wheel 14" in
2.5 D	54/73	09/81->09/90				DRUM	BS-5097	Ø wheel 14" in
<b>J5 Bus [290P]</b> 								
1.9 D	51/70	10/90->02/94				DRUM	BS-5097	->01/94
2.5 D	54/73	10/90->02/94				DRUM	BS-5097	->01/94; Ø wheel 14" in
2.5 D 4x4	54/73	10/90->02/94				DRUM	BS-5097	->01/94; Ø wheel 14" in
2.5 TD	70/95	10/90->02/94				DRUM	BS-5097	->01/94; Ø wheel 14" in
2.5 TD 4x4	70/95	10/90->02/94				DRUM	BS-5097	->01/94; Ø wheel 14" in
<b>J5 Platform/Chassis [280L]</b> 								
2.0	58/79	01/83->11/88				DRUM	BS-5097	Ø wheel 14" in

	kW/HP		Type			Type		
2.0	55/75	01/86->11/88				DRUM	BS-5097	Ø wheel 14` in
2.5 D	54/73	09/81->09/90				DRUM	BS-5097	Ø wheel 14` in
<b>J5 Platform/Chassis [290L]</b> 								
1.9 D	51/70	10/90->02/94				DRUM	BS-5097	->01/94
2.5 D	54/73	10/90->02/94				DRUM	BS-5097	->01/94; Ø wheel 14` in
2.5 D 4x4	54/73	10/90->02/94				DRUM	BS-5097	->01/94; Ø wheel 14` in
2.5 TD	70/95	10/90->02/94				DRUM	BS-5097	->01/94; Ø wheel 14` in
2.5 TD 4x4	70/95	10/90->02/94				DRUM	BS-5097	->01/94; Ø wheel 14` in
<b>PARTNER Box</b> 								
1.6	66/90	04/08->	VEN	BS-5024	+ ESP	SOL	BS-5237	
			VEN	BS-5028	- ESP	DRUM	BS-5098	
1.6	80/109	04/08->	VEN	BS-5024		SOL	BS-5237	
1.6	88/120	04/10->	VEN	BS-5024		SOL	BS-5237	
1.6	72/98	11/10->	VEN	BS-5024		SOL	BS-5237	
1.6 BlueHDi 100	73/100	04/15->	VEN	BS-5024		SOL	BS-5237	
1.6 BlueHDi 120	88/120	04/15->	VEN	BS-5024		SOL	BS-5237	
1.6 BlueHDi 75	55/75	01/15->	VEN	BS-5024		SOL	BS-5237	
1.6 HDi	84/114	03/13->	VEN	BS-5024		SOL	BS-5237	
1.6 HDi	55/75	04/08->	VEN	BS-5024		SOL	BS-5237	
						DRUM	BS-5098	
1.6 HDi	80/109	04/08->	VEN	BS-5024		SOL	BS-5237	
1.6 HDi	82/112	08/10->	VEN	BS-5024		SOL	BS-5237	
1.6 HDi 16V	66/90	04/08->	VEN	BS-5024	+ ESP	SOL	BS-5237	
			VEN	BS-5028	- ESP	DRUM	BS-5098	- ESP
1.6 HDi 90	68/92	04/10->	VEN	BS-5024		SOL	BS-5237	
Électrique	49/67	06/13->	VEN	BS-5024		SOL	BS-5237	
<b>PARTNER Box (5)</b> 								
1.1	44/60	06/96->	VEN	BS-5024	11/02->	SOL	BS-5250	11/02->
			VEN	BS-5028	11/01->			
			VEN	BS-5113	09/00->; ->10/02	DRUM	BS-5098	
			SOL	BS-5249	->10/02			
1.4	55/75	06/96->	VEN	BS-5028	11/01->; ->10/02			
			VEN	BS-5113	->10/02	DRUM	BS-5098	->10/02
			SOL	BS-5249	->10/02			
1.4 BiFuel	55/75	04/03->	VEN	BS-5024		SOL	BS-5250	
			VEN	BS-5028				
			VEN	BS-5113		DRUM	BS-5098	
			SOL	BS-5249				

	kW/HP		Type			Type			
			VEN	BS-5028	ch.9128->; 12/01->				
1.6	80/109	09/00->10/02	VEN	BS-5113	->ch.9127; ->11/01	DRUM	BS-5098		
			SOL	BS-5249					
1.6 HDi 75	55/75	02/06->	VEN	BS-5028		SOL	BS-5250		
						DRUM	BS-5098		
1.6 HDi 90	66/90	02/06->	VEN	BS-5024	+ ESP	SOL	BS-5250	+ ESP	
			VEN	BS-5028	- ESP	DRUM	BS-5098	- ESP	
1.8 D	43/58	06/96->	VEN	BS-5113		SOL	BS-5250		
			SOL	BS-5249		DRUM	BS-5098	->08/00	
1.9 D	51/69	06/96->	VEN	BS-5113	->12/98	SOL	BS-5250		
			SOL	BS-5249	->12/98	DRUM	BS-5098	->12/98	
1.9 D	51/69	06/96->	VEN	BS-5024	11/02->	SOL	BS-5250	11/02->	
			VEN	BS-5028	11/01->				
			VEN	BS-5113	01/99->; ->10/01	DRUM	BS-5098	01/99->	
			SOL	BS-5249	01/99->; ->10/02				
1.9 D 4x4	51/69	04/04->	VEN	BS-5028		SOL	BS-5250		
			VEN	BS-5113					
			SOL	BS-5249		DRUM	BS-5098		
2.0 HDi	66/90	04/00->	VEN	BS-5024	11/02->	SOL	BS-5250	11/02->	
			VEN	BS-5028	11/01->				
			VEN	BS-5113	->10/02	DRUM	BS-5098		
			SOL	BS-5249	->10/02				
Electric	25/34	04/96->12/02	VEN	BS-5028		DRUM	BS-5098		
			VEN	BS-5113					
			SOL	BS-5249					
<b>PARTNER Combispace (5F)</b> 									
1.1	44/60	06/96->	VEN	BS-5028	11/01->; ->10/02	DRUM	BS-5098	->08/00	
			VEN	BS-5113	09/00->; ->10/02				
			SOL	BS-5249	->08/00				
1.4	55/75	06/96->	VEN	BS-5028		DRUM	BS-5098		
			VEN	BS-5113					
			SOL	BS-5249					
1.4	54/73	11/02->10/06	VEN	BS-5028		DRUM	BS-5098		
			VEN	BS-5113					
			SOL	BS-5249					

	kW/HP		Type			Type		
1.6 16V	80/109	07/01->	VEN	BS-5024	+ ESP	SOL	BS-5250	
			VEN	BS-5028				
			VEN	BS-5113		DRUM	BS-5098	
			SOL	BS-5249				
1.6 HDi 75	55/75	02/06->	VEN	BS-5028		SOL	BS-5250	
						DRUM	BS-5098	
1.6 HDi 90	66/90	10/05->	VEN	BS-5024	+ ESP	SOL	BS-5250	+ ESP
			VEN	BS-5028	- ESP	DRUM	BS-5098	- ESP
1.8	66/90	05/97->	VEN	BS-5113	->08/00	SOL	BS-5250	
			SOL	BS-5249	->08/00	DRUM	BS-5098	->08/00
1.9 D	51/69	05/96->12/98	VEN	BS-5113		SOL	BS-5250	
			SOL	BS-5249		DRUM	BS-5098	
1.9 D	50/68	06/96->	VEN	BS-5113	->12/98	SOL	BS-5250	
			SOL	BS-5249	->12/98	DRUM	BS-5098	->12/98
1.9 D	51/69	12/98->	VEN	BS-5024	11/02->	SOL	BS-5250	11/02->
			VEN	BS-5028	11/01->			
			VEN	BS-5113	->10/01	DRUM	BS-5098	
			SOL	BS-5249	->10/02			
1.9 D 4x4	51/69	04/04->08/05	VEN	BS-5028		SOL	BS-5250	
			VEN	BS-5113		DRUM	BS-5098	
			SOL	BS-5249				
2.0 HDi	66/90	02/00->	VEN	BS-5024	11/02->	SOL	BS-5250	11/02->
			VEN	BS-5028	11/01->			
			VEN	BS-5113	->10/02	DRUM	BS-5098	
			SOL	BS-5249	->10/02			
2.0 HDi 4x4	66/90	04/04->08/05	VEN	BS-5028		SOL	BS-5250	
			VEN	BS-5113		DRUM	BS-5098	
			SOL	BS-5249				
<b>PARTNER Tepee</b> 								
1.6	66/90	04/08->	VEN	BS-5024	+ ESP	SOL	BS-5237	
			VEN	BS-5028	- ESP	DRUM	BS-5098	
1.6	80/109	04/08->	VEN	BS-5024		SOL	BS-5237	
1.6	88/120	04/10->	VEN	BS-5024		SOL	BS-5237	
1.6	72/98	08/10->	VEN	BS-5024		SOL	BS-5237	
1.6	81/110	09/08->	VEN	BS-5024		SOL	BS-5237	
1.6 BlueHDi 100	73/100	12/14->	VEN	BS-5024		SOL	BS-5237	
1.6 BlueHDi 120	88/120	12/14->	VEN	BS-5024		SOL	BS-5237	
1.6 BlueHDi 75	55/75	01/15->	VEN	BS-5024		SOL	BS-5237	

	kw/HP		Type			Type		
1.6 HDi	84/114	03/13->	VEN	BS-5024		SOL	BS-5237	
1.6 HDi	55/75	04/08->	VEN	BS-5024		SOL	BS-5237	
1.6 HDi	80/109	04/08->	VEN	BS-5024		SOL	BS-5237	
1.6 HDi	82/112	08/10->	VEN	BS-5024		SOL	BS-5237	
1.6 HDi 16V	66/90	04/08->	VEN	BS-5024		SOL	BS-5237	
						DRUM	BS-5098	- ESP
1.6 HDi 90	68/92	04/10->	VEN	BS-5024		SOL	BS-5237	

## RCZ








1.6 16V	115/156	03/10->				SOL	BS-5039	
1.6 16V	147/200	06/10->				SOL	BS-5039	
1.6 THP 270	199/270	06/13->				SOL	BS-5039	
2.0 HDi	120/163	03/10->				SOL	BS-5039	











## PORSCHE








### CAYENNE (92A)










3.0 Diesel	176/239	06/10->	VEN	BS-5784	PR 1LN		VEN	BS-5392	PR 1KY/1KZ/2EE
			VEN	BS-5793	PR 1LN				
3.0 Diesel	155/211	06/10->	VEN	BS-5784	PR 11LN		VEN	BS-5392	for ind. equipment ID 1KY; for ind. equipment ID 1KZ; for ind. equipment ID 1KF; for ind. equipment ID 2EE; for ind. equipment ID 2EJ
			VEN	BS-5793	PR 11LN				
3.0 Diesel	180/245	06/11->	VEN	BS-5784	PR 11LN		VEN	BS-5392	PR 11KY; PR 11KZ; PR 112EE
			VEN	BS-5793	PR 11LN				
3.0 Diesel	184/250	08/14->	VEN	BS-5784	for ind. equipment ID 1LN		VEN	BS-5392	for ind. equipment ID 1KF; for ind. equipment ID 1KS; for ind. equipment ID 1KT; for ind. equipment ID 2EE; for ind. equipment ID 2EJ
			VEN	BS-5793	for ind. equipment ID 1LN				
3.0 Diesel	193/262	10/14->	VEN	BS-5784	for ind. equipment ID 1LN		VEN	BS-5392	for ind. equipment ID 1KF/1KS; for ind. equipment ID 1KT/1KZ; for ind. equipment ID 2EE/2EJ
			VEN	BS-5793	for ind. equipment ID 1LN				
3.0 S E-Hybrid	245/333	06/10->	VEN	BS-5784	PR 1LN		VEN	BS-5392	PR 1KY/1KZ/2EE
			VEN	BS-5793	PR 1LN				
3.0 S E-Hybrid	306/416	10/14->	VEN	BS-5784	engine 1LN		VEN	BS-5392	engine 1KY/1KZ; engine 2EE
			VEN	BS-5793	engine 1LN				
3.6	220/300	06/10->	VEN	BS-5784	PR 1LN		VEN	BS-5392	PR 1KY/1KZ/2EE
			VEN	BS-5793	PR 1LN				
3.6 GTS	324/440	02/15->	VEN	BS-5784	for ind. equipment ID 11LN		VEN	BS-5392	for ind. equipment ID 11KF; for ind. equipment ID 11KS; for ind. equipment ID 11KZ; for ind. equipment ID 12EE; for ind. equipment ID 12EJ
			VEN	BS-5793	for ind. equipment ID 11LN				
3.6 S	309/420	10/14->	VEN	BS-5784	for ind. equipment ID 11LN		VEN	BS-5392	for ind. equipment ID 11KF/11KS; for ind. equipment ID 11KZ/12EE; for ind. equipment ID 12EJ
			VEN	BS-5793	for ind. equipment ID 11LN				
4.2 S Diesel	281/382	10/12->	VEN	BS-5784	PR 1LN		VEN	BS-5392	PR 1KF; PR 1KU; PR 1KY; PR 1KZ; PR 2ED; PR 2EE; PR 2EJ
			VEN	BS-5793	PR 1LN				













	kw/HP		Type			Type		
4.2 S Diesel	283/385	10/14->	VEN	BS-5784	for ind. equipment ID I1LN	VEN	BS-5392	for ind. equipment ID 1KF; for ind. equipment ID 1KU; for ind. equipment ID 1KY; for ind. equipment ID 1KZ; for ind. equipment ID 2ED; for ind. equipment ID 2EE; for ind. equipment ID 2EJ
			VEN	BS-5793	for ind. equipment ID I1LN			
4.8 GTS	309/420	06/12->	VEN	BS-5784	PR 1LN	VEN	BS-5392	PR 1KF/1KU/1KY; PR 1KZ/2ED/2EE/2EJ
			VEN	BS-5793	PR 1LN			
4.8 S	294/400	06/10->	VEN	BS-5784	PR 1LN	VEN	BS-5392	PR 1KY/1KZ/2EE
			VEN	BS-5793	PR 1LN			
4.8 Turbo	368/500	06/10->	VEN	BS-5784	PR 1LN	VEN	BS-5392	PR 1KY/1KZ/2EE
			VEN	BS-5793	PR 1LN			
4.8 Turbo	397/540	06/10->	VEN	BS-5784	PR I1LN	VEN	BS-5392	
			VEN	BS-5793	PR I1LN			
4.8 Turbo	382/520	10/14->	VEN	BS-5784	for ind. equipment ID I1LN	VEN	BS-5392	for ind. equipment ID I1KF/I1KS; for ind. equipment ID I1KZ/I2EE; for ind. equipment ID I2EJ
			VEN	BS-5793	for ind. equipment ID I1LN			
4.8 Turbo S	405/550	10/12->	VEN	BS-5784	PR 1LN	VEN	BS-5392	PR 1KY/1KZ/2EE
			VEN	BS-5793	PR 1LN			
<b>CAYENNE (9PA, 955) </b>								
3.0 TDI	176/240	02/09->09/10				VEN	BS-5392	
3.2	184/250	10/03->09/07	VEN	BS-5784	PR 1LL; PR 1LM	VEN	BS-5392	PR 1KY; PR 1KZ
			VEN	BS-5793	PR 1LL; PR 1LM			
3.6	213/290	02/07->09/10	VEN	BS-5784	PR 1LL; PR 1LM	VEN	BS-5392	PR 1KW; PR 1KY; PR E0W; PR 1KZ
			VEN	BS-5793	PR 1LL; PR 1LM			
GTS 4.8	298/405	10/07->09/10	VEN	BS-5784	PR 1LL	VEN	BS-5392	PR 1KZ
			VEN	BS-5793				
S 4.5	250/340	09/02->09/07	VEN	BS-5784	PR 1LL/LM	VEN	BS-5392	PR 1KY/1KZ
			VEN	BS-5793	PR 1LL/LM			
S 4.8	283/385	02/07->09/10	VEN	BS-5784	PR 1LL	VEN	BS-5392	PR 1KZ
			VEN	BS-5793				
Turbo 4.5	331/450	09/02->09/07	VEN	BS-5784	PR 1LL; PR 1LM	VEN	BS-5392	PR 1KY; PR 1KZ
			VEN	BS-5793	PR 1LL; PR 1LM			
Turbo S 4.5	368/500	01/04->09/07	VEN	BS-5784	Ø wheel 18` in			
			VEN	BS-5793	Ø wheel 18` in			
Turbo S 4.5	383/521	03/06->09/07	VEN	BS-5784	for ind. equipment ID 1LL; for ind. equipment ID 1LM; for ind. equipment ID EDW	VEN	BS-5392	PR 1KZ; PR E0W
			VEN	BS-5793	for ind. equipment ID 1LL; for ind. equipment ID 1LM; for ind. equipment ID EDW			
Turbo S 4.8	368/500	02/07->09/10	VEN	BS-5784	Ø wheel 18` in	VEN	BS-5392	
			VEN	BS-5793	Ø wheel 18` in			
Turbo S 4.8	397/540	02/07->09/10	VEN	BS-5784	Ø wheel 18` in			
			VEN	BS-5793	Ø wheel 18` in			






	<b>kW/HP</b>		<b>Type</b>			<b>Type</b>		
Turbo S 4.8	404/550	08/08->09/10	VEN	BS-5784	Ø wheel 18` in			
			VEN	BS-5793	Ø wheel 18` in			
<b>MACAN (95B)</b> 								
2.0	185/252	10/15->	VEN	BS-5781	for ind. equipment ID I1LA	VEN	BS-5876	for ind. equipment ID I1KD; for ind. equipment ID I1KE; for ind. equipment ID I1KY
3.0 GTS	265/360	10/15->	VEN	BS-5781	for ind. equipment ID I1LA	VEN	BS-5876	for ind. equipment ID I1KD; for ind. equipment ID I1KE
3.0 S	250/340	02/14->	VEN	BS-5781	for ind. equipment ID I1LA; for ind. equipment ID I1LE	VEN	BS-5876	for ind. equipment ID I1KD; for ind. equipment ID I1KE
3.0 S Diesel	190/258	02/14->	VEN	BS-5781	for ind. equipment ID I1LA; for ind. equipment ID I1LE	VEN	BS-5876	for ind. equipment ID I1KD; for ind. equipment ID I1KE
3.0 S Diesel	155/211	02/14->	VEN	BS-5781	for ind. equipment ID I1LA; for ind. equipment ID I1LE	VEN	BS-5876	for ind. equipment ID I1KD; for ind. equipment ID I1KE
3.0 S Diesel	184/250	02/14->	VEN	BS-5781	for ind. equipment ID I1LA	VEN	BS-5876	for ind. equipment ID I1KD; for ind. equipment ID I1KE
3.6 Turbo	294/400	02/14->	VEN	BS-5781	for ind. equipment ID I1LA; for ind. equipment ID I1LE	VEN	BS-5876	for ind. equipment ID I1KD; for ind. equipment ID I1KE
<b>PANAMERA (970)</b> 								
4.8 Turbo	397/540	08/10->	VEN	BS-5784	Ø wheel 18` in			
			VEN	BS-5793	Ø wheel 18` in			
4.8 Turbo	368/500	09/09->	VEN	BS-5784	Ø wheel 18` in			
			VEN	BS-5793	Ø wheel 18` in			
4.8 Turbo S	404/550	05/11->	VEN	BS-5784	Ø wheel 18` in			
			VEN	BS-5793	Ø wheel 18` in			
<b>RENAULT</b>								
<b>11 (B/C37_) </b>								
1.1 (B/C371)	35/48	03/83->06/86	SOL	BS-5105		DRUM	BS-5288	
1.2 (B/C375)	40/55	10/84->12/88	SOL	BS-5105	07/86->	DRUM	BS-5288	07/86->
1.4 (B/C372, B/C37C)	44/60	03/83->12/88	SOL	BS-5105		DRUM	BS-5288	
1.4 (B/C373)	50/68	03/83->12/85	SOL	BS-5105		DRUM	BS-5288	
1.4 (B/C373)	53/72	05/83->12/85	SOL	BS-5105		DRUM	BS-5288	
1.4 (B/C373, B/C37R)	49/67	03/83->12/88	SOL	BS-5105	07/86->	DRUM	BS-5288	07/86->
1.4 Turbo (B/C375)	77/105	04/84->12/86	VEN	BS-5106		DRUM	BS-5288	->06/86
1.4 Turbo (B/C375)	85/115	10/86->12/88	VEN	BS-5106		DRUM	BS-5288	
1.6 D (B/C374)	40/55	08/83->12/88	SOL	BS-5105	02/84->	DRUM	BS-5288	02/84->
1.7 (B/C376)	59/80	10/83->12/87	SOL	BS-5105	->06/86	DRUM	BS-5288	->06/86
1.7 (B/C37D)	64/87	06/87->12/88	VEN	BS-5106		DRUM	BS-5288	
1.7 (B/C37E)	69/94	06/87->12/88	VEN	BS-5106		DRUM	BS-5288	
1.7 (B/C37F)	55/75	10/84->12/88	SOL	BS-5105	07/86->	DRUM	BS-5288	07/86->
1.7 (B/C37L)	54/73	10/86->12/88	SOL	BS-5105		DRUM	BS-5288	
1.7 (B/C37N)	65/88	10/86->12/88	SOL	BS-5105		DRUM	BS-5288	
			VEN	BS-5106				
<b>19 I (B/C53_) </b>								
1.4	59/80	01/88->12/92	SOL	BS-5105		DRUM	BS-5288	
1.4 (B/C532) CAT	43/58	01/89->04/92	SOL	BS-5105		DRUM	BS-5085	







	kW/HP		Type			Type			
1.4 (B/C53P)	43/58	01/89->12/89	SOL	BS-5105		DRUM	BS-5288		
1.7 (B/C53B)	54/73	09/88->04/92	SOL	BS-5105		DRUM	BS-5288		
			VEN	BS-5106	02/91->				
1.7 (B/C53C)	66/90	09/88->04/92	SOL	BS-5105		DRUM	BS-5288		
			VEN	BS-5106					
1.8 16V (B/C53D)	99/135	06/89->04/92	VEN	BS-5107					
1.9 D (B/C534, B/C53J)	47/64	09/88->04/92	SOL	BS-5105		DRUM	BS-5288	- ABS	
			VEN	BS-5106					
<b>19 I Cabriolet [D53_] </b>									
1.7	55/75	07/91->04/92	VEN	BS-5106		DRUM	BS-5085		
1.7	70/95	07/91->04/92	VEN	BS-5106		DRUM	BS-5085		
1.8 16V [D53D]	101/137	07/91->04/92	VEN	BS-5107					
<b>19 I Chamade [L53_] </b>									
1.4 (L532, L53P)	43/58	07/88->04/92	SOL	BS-5105		DRUM	BS-5288		
1.7 (L533)	68/92	09/88->12/92	VEN	BS-5106		DRUM	BS-5085		
1.7 (L53B)	54/73	10/89->04/92	SOL	BS-5105		DRUM	BS-5288		
			VEN	BS-5106					
1.7 (L53C)	66/90	07/88->04/92	SOL	BS-5105		DRUM	BS-5288		
			VEN	BS-5106					
1.7 (L53F)	79/107	08/88->12/92	VEN	BS-5106	->04/92	DRUM	BS-5085		
1.8 16V [L53D]	99/135	10/89->04/92	VEN	BS-5107					
1.9 D (L534, L53J)	47/64	10/89->04/92	VEN	BS-5106		DRUM	BS-5288	- ABS	
1.9 TD (L53K)	68/92	09/90->04/92	VEN	BS-5106		DRUM	BS-5288		
<b>19 II [B/C53_] </b>									
1.4	59/80	01/92->12/95	SOL	BS-5105		DRUM	BS-5288	- ABS	
			VEN	BS-5106	10/94->				
1.4 (B/C532)	43/58	04/92->12/95	SOL	BS-5105		DRUM	BS-5085		
1.4 (B/C535)	55/75	01/92->12/95	SOL	BS-5105		DRUM	BS-5288	- ABS	
			VEN	BS-5106					
1.7 (B/C53B)	54/73	04/92->12/95	SOL	BS-5105		DRUM	BS-5288	- ABS	
			VEN	BS-5106	+ ABS				
1.7 (B/C53C)	66/90	04/92->12/95	SOL	BS-5105		DRUM	BS-5288		
			VEN	BS-5106	->01/94				
			VEN	BS-5107	02/94->				
1.8 (5/353A)	66/90	04/92->12/95	VEN	BS-5106	+ ABS	DRUM	BS-5288		
			SOL	BS-5105	10/94->				
1.8 (5/353F, B/C538)	79/107	05/94->12/95	VEN	BS-5106	+ ABS	DRUM	BS-5288		
			VEN	BS-5107	->09/94; + ABS				
1.8 (B/C538)	81/110	04/92->05/94	VEN	BS-5106	+ ABS	DRUM	BS-5288		
			VEN	BS-5107	+ ABS				
1.8 (B/C53Y)	65/88	04/92->12/95	VEN	BS-5106	+ ABS	DRUM	BS-5288		

	kw/HP		Type			Type		
1.8 16V (B/C53D)	99/135	04/92->12/95	SOL	BS-5105	->09/94	DRUM	BS-5288	->09/94
			VEN	BS-5107	10/94->; + ABS			
1.9 D (B/C53J)	47/64	04/92->12/95	SOL	BS-5105	10/94->	DRUM	BS-5288	10/94->
			VEN	BS-5106	->09/94; + ABS			
1.9 dT (B/C53T)	66/90	04/92->12/95	VEN	BS-5106	+ ABS	DRUM	BS-5288	->09/94
<b>19 II Box (S53_) </b>								
1.9 dT	68/92	03/92->12/95	SOL	BS-5105		DRUM	BS-5090	
			VEN	BS-5106				
<b>19 II Cabriolet (D53_, 853_) </b>								
1.7 (D53C)	66/90	04/92->09/93	VEN	BS-5106		DRUM	BS-5288	
1.8 (853A)	66/90	09/93->06/96	VEN	BS-5106		DRUM	BS-5288	->10/95
			VEN	BS-5107				
1.8 (D53V, 853F, D53C)	79/107	07/94->06/96	VEN	BS-5106	- ABS	DRUM	BS-5090	
			VEN	BS-5107	+ ABS			
1.8 (D53Y)	65/88	04/92->06/96	SOL	BS-5105				
			VEN	BS-5106	- ABS			
			VEN	BS-5107	+ ABS			
1.8 16V (D53D)	99/135	04/92->06/96	VEN	BS-5107				
<b>19 II Chamade (L53_) </b>								
1.4 (532)	43/58	04/92->12/95	SOL	BS-5105		DRUM	BS-5085	
1.4 (L535)	55/75	11/93->12/95	SOL	BS-5105		DRUM	BS-5288	
1.7 (L533)	68/92	01/93->08/95	VEN	BS-5106		DRUM	BS-5090	
1.7 (L53B)	54/73	04/92->12/95	SOL	BS-5105		DRUM	BS-5090	
			VEN	BS-5106	+ ABS			
1.7 (L53C)	66/90	04/92->12/95	SOL	BS-5105		DRUM	BS-5090	
			VEN	BS-5106	->01/94			
			VEN	BS-5107	02/94->			
1.8	79/107	05/92->11/95	VEN	BS-5106	- ABS	DRUM	BS-5288	- ABS
			VEN	BS-5107				
1.8	67/91	05/92->09/94	VEN	BS-5106		DRUM	BS-5288	- ABS
1.8 (453A/F)	66/90	04/92->12/95	VEN	BS-5106	+ ABS	DRUM	BS-5288	
			VEN	BS-5107				
1.8 (L538)	81/110	04/92->05/94	VEN	BS-5106	+ ABS	DRUM	BS-5288	
			VEN	BS-5107	+ ABS			
1.8 (L53V, L538)	79/107	05/94->12/95	VEN	BS-5107	->09/94; + ABS	DRUM	BS-5090	
1.8 (L53Y)	65/88	04/92->12/95	VEN	BS-5106	+ ABS	DRUM	BS-5085	
			VEN	BS-5107	+ ABS			
1.8 16V (L53D)	99/135	04/92->12/95	VEN	BS-5107	10/94->; + ABS			
1.9 D	68/92	05/92->11/95	VEN	BS-5106				









	kw/HP		Type			Type		
1.9 D (L53J)	47/64	04/92->12/95	SOL	BS-5105	10/94->	DRUM	BS-5288	10/94->
			VEN	BS-5106	->09/94; + ABS			
1.9 dT (L53T)	66/90	04/92->12/95	VEN	BS-5106	10/94->; + ABS			
<b>21 (B48_) </b>								
1.7 (B48E)	66/90	09/89->06/94	VEN	BS-5106	->05/93			
1.7 (B48F)	54/73	09/89->10/92	SOL	BS-5105				
			VEN	BS-5106				
1.9 D (B48H, B48I)	47/64	09/89->01/94	VEN	BS-5106	->05/93			
<b>21 Estate (K48_) </b>								
1.7 (K/S481)	55/75	06/86->03/93	VEN	BS-5106				
1.7 (K/S482)	65/88	10/86->12/88	VEN	BS-5106				
1.7 (K48E)	69/94	06/86->12/89	VEN	BS-5106		DRUM	BS-5478	
1.7 (K48E)	66/90	10/89->12/93	VEN	BS-5106				
1.7 (K48F) CAT	54/73	05/88->06/93	VEN	BS-5106				
1.7 (K48M)	54/73	06/86->12/89	VEN	BS-5106		DRUM	BS-5478	
1.7 (K48N)	64/87	06/87->04/89	VEN	BS-5106		DRUM	BS-5478	
1.9 D	47/64	03/86->08/94	VEN	BS-5106	07/89->			
<b>21 Saloon (L48_) </b>								
1.7 (L481)	55/75	03/86->12/87	SOL	BS-5105				
			VEN	BS-5106				
1.7 (L482)	65/88	03/86->03/93	VEN	BS-5106				
1.7 (L48E)	69/94	03/86->02/94	VEN	BS-5106	->06/93			
1.7 (L48E)	66/90	09/89->02/94	VEN	BS-5106	->06/93			
1.7 (L48M, L48F)	54/73	07/86->02/94	SOL	BS-5105	07/89->; ->06/93			
			VEN	BS-5106	->06/89			
1.7 (L48N)	64/87	06/87->04/89	VEN	BS-5106				
1.9 D (L48H, L48I)	47/64	08/89->10/93	VEN	BS-5106				
<b>5 (122_) </b>								
1.0 (1222, 1392)	32/44	01/72->12/85				DRUM	BS-5288	04/85->
1.1 (1227, 1397)	33/45	09/80->12/85				DRUM	BS-5288	04/85->
1.4 (1229, 1399)	46/63	01/82->12/85	SOL	BS-5105	04/85->	DRUM	BS-5288	04/85->
<b>9 (L42_) </b>								
1.1 (L421)	35/48	09/81->05/87	SOL	BS-5105	06/83->; ->06/86	DRUM	BS-5288	03/82->; ->06/86
1.2 (L42S)	40/54	09/85->12/88	SOL	BS-5105	07/86->	DRUM	BS-5288	07/86->
1.4 (L422, L42C)	44/60	12/81->12/88	SOL	BS-5105	04/82->	DRUM	BS-5288	04/82->
1.4 (L423)	53/72	09/81->12/85	SOL	BS-5105	04/82->	DRUM	BS-5288	04/82->
1.4 (L423, L42R)	49/67	09/85->12/88	SOL	BS-5105	->06/86	DRUM	BS-5288	->06/86
1.4 Automatik (L423)	50/68	09/81->12/85	SOL	BS-5105	04/82->	DRUM	BS-5288	04/82->







	<b>kW/HP</b>		<b>Type</b>			<b>Type</b>		
1.4 Turbo	85/116	12/86->12/89	SOL	BS-5105		DRUM	BS-5288	
			VEN	BS-5106	->04/89			
1.4 Turbo (L425)	77/105	04/84->12/86	VEN	BS-5106		DRUM	BS-5288	->06/86
1.6 D (L424)	40/55	10/82->12/88	SOL	BS-5105	08/83->	DRUM	BS-5288	08/83->
1.7 (L426)	59/80	09/84->12/89	SOL	BS-5105	->06/86	DRUM	BS-5288	->06/86
1.7 (L42E)	69/94	06/87->12/88	VEN	BS-5106		DRUM	BS-5288	
1.7 (L42F)	54/73	10/86->12/88	SOL	BS-5105		DRUM	BS-5288	
1.7 (L42L)	55/75	10/86->12/88	SOL	BS-5105		DRUM	BS-5288	
1.7 (L42N)	65/88	10/86->12/88	VEN	BS-5106		DRUM	BS-5288	
<b>CAPTUR</b> 								
1.2 TCe 120	88/120	06/13->	VEN	BS-5214				
1.5 dCi 110	81/110	01/15->	VEN	BS-5214				
1.5 dCi 90	66/90	06/13->	VEN	BS-5214				
<b>CLIO Grandtour (KR0/1)</b> 								
1.2 16V	76/103	09/10->	VEN	BS-5231		SOL	BS-5232	+ ABS
1.2 16V Hi-Flex (KR0S)	55/75	07/08->	VEN	BS-5231		SOL	BS-5232	+ ABS
1.2 16V (KR02, KR0J)	55/75	02/08->	VEN	BS-5231		SOL	BS-5232	+ ABS
1.2 16V (KR0E)	58/78	02/08->	VEN	BS-5231				
1.2 16V (KR0P)	74/101	02/08->	VEN	BS-5231		SOL	BS-5232	+ ABS
1.4 16V	72/98	02/10->	VEN	BS-5231		SOL	BS-5232	+ ABS
1.5 dCi	48/65	02/10->	VEN	BS-5231		SOL	BS-5232	+ ABS
1.5 dCi	55/75	08/10->	VEN	BS-5231		SOL	BS-5232	
1.5 dCi	65/88	08/10->	VEN	BS-5231		SOL	BS-5232	
1.5 dCi (KR0F)	63/86	02/08->	VEN	BS-5231		SOL	BS-5232	
1.5 dCi (KR0G)	50/68	02/08->	VEN	BS-5231		SOL	BS-5232	
1.5 dCi (KR0H)	78/106	02/08->	VEN	BS-5231		SOL	BS-5232	
1.5 dCi (KR1C, KR1N)	76/103	02/08->	VEN	BS-5231		SOL	BS-5232	
1.6 16V (KR0B)	82/112	02/08->	VEN	BS-5231		SOL	BS-5232	+ ABS
1.6 16V (KR10)	94/128	11/08->	VEN	BS-5231		SOL	BS-5232	+ ABS
<b>CLIO Grandtour IV</b> 								
0.9 TCe 90	66/90	01/13->				SOL	BS-5509	
1.2 16V	54/73	01/13->				SOL	BS-5509	
1.2 TCe 120	88/120	03/13->				SOL	BS-5509	
1.5 dCi 75	55/75	01/13->				SOL	BS-5509	
1.5 dCi 90	66/90	01/13->				SOL	BS-5509	
<b>CLIO I (B/C57_, 5/357_)</b> 								
1.2 (5/357Y, 5/357K)	43/58	01/96->09/98	SOL	BS-5105		DRUM	BS-5288	- ABS
1.2 (5/357Y, 5/357K)	40/54	01/96->09/98	SOL	BS-5105	05/96->; ->02/98; + ABS	DRUM	BS-5288	05/96->; ->02/98
1.2 (B/C/S572)	44/60	05/90->03/96	SOL	BS-5105		DRUM	BS-5288	- ABS

	kW/HP		Type			Type			
1.2 (B/C/S577)	40/54	01/96->12/96	SOL	BS-5105		DRUM	BS-5085		
						DRUM	BS-5288	->06/96	
1.2 (B/C/S57A, B/C57S, 5/357F, 5/357J, 5/357L, 5/357R)	43/58	05/90->09/98	SOL	BS-5105		DRUM	BS-5288	- ABS	
1.2 (B/C57R)	40/54	01/91->06/96	SOL	BS-5105		DRUM	BS-5288	- ABS	
1.4	59/80	01/91->09/98	SOL	BS-5105		DRUM	BS-5288	- ABS	
			VEN	BS-5106					
			SOL	BS-5105	- ABS				
1.4 (B57J, C57J)	55/75	01/91->09/98	VEN	BS-5106	+ ABS	DRUM	BS-5085		
			VEN	BS-5107	+ ABS				
1.8	66/90	08/90->04/96	VEN	BS-5106		DRUM	BS-5288	- ABS	
1.8 (B/C578)	66/90	08/94->09/98	VEN	BS-5106	->02/98	DRUM	BS-5288	05/96->; ->02/98	
1.8 (B/C57C, B/C57U)	65/88	01/91->09/98	VEN	BS-5106	->02/98	DRUM	BS-5288	->02/98	
1.8 16V (C57D)	99/135	01/91->03/96	VEN	BS-5107	+ ABS				
1.8 Rsi (B/C579)	80/109	01/93->08/95	VEN	BS-5106					
1.8 Rsi (B/C57H)	79/107	08/95->09/98	VEN	BS-5106					
1.9 D (B/C/S576, B/C/S57L)	47/64	01/91->09/98	SOL	BS-5105		DRUM	BS-5288	- ABS	
			VEN	BS-5106					
			VEN	BS-5106		DRUM	BS-5085	->02/98	
1.9 D	40/54	01/97->09/98	VEN	BS-5107	+ ABS	DRUM	BS-5090	03/98->; + ABS	
						DRUM	BS-5124	03/98->; + ABS	
Electric	21/30	05/96->02/98	SOL	BS-5105					
Williams (B/C57M)	108/147	01/94->09/98	VEN	BS-5107					
<b>CLIO II [BB0/1/2_, CB0/1/2_] </b>									
1.0	40/54	02/00->05/01	VEN	BS-5106					
1.2	55/75	06/01->	SOL	BS-5105		DRUM	BS-5085	- ABS	
			VEN	BS-5106		DRUM	BS-5124	+ ABS	
			SOL	BS-5105	- ABS; ->02/10	DRUM	BS-5085	- ABS; ->02/10	
1.2 (BB0A, BB0F, BB10, BB1K, BB28, BB2D, BB2H, CB0A...)	43/58	09/98->	VEN	BS-5106	+ ABS; ->06/01	DRUM	BS-5090	+ ABS	
			VEN	BS-5107	+ ABS; 07/01->; ->02/10	DRUM	BS-5124	+ ABS; ->11/02	
			SOL	BS-5105	- ABS	DRUM	BS-5085	- ABS	
1.2 (BB0A, CB0A)	44/60	03/99->05/01	VEN	BS-5106	+ ABS; ->ch.MOD0106	DRUM	BS-5090	+ ABS	
			VEN	BS-5107	+ ABS; ch.MOD0107->	DRUM	BS-5124	+ ABS	
			SOL	BS-5105	- ABS	DRUM	BS-5085	- ABS	
1.2 16V (BB05, BB0W, BB11, BB27, BB2T, BB2U, BB2V, CB05...)	55/75	06/01->	VEN	BS-5106	+ ABS	DRUM	BS-5090	+ ABS	
			VEN	BS-5107	+ ABS	DRUM	BS-5124	+ ABS	
			SOL	BS-5105	- ABS	DRUM	BS-5085	- ABS	
1.2 LPG	43/58	09/98->06/09	VEN	BS-5106	->06/01; + ABS	DRUM	BS-5090	+ ABS	
			VEN	BS-5107	07/01->; + ABS	DRUM	BS-5124	+ ABS	

	kw/HP		Type			Type		
1.4 (B/CB0C)	55/75	09/98->05/05	SOL	BS-5105	- ABS	DRUM	BS-5085	- ABS
			VEN	BS-5106	+ ABS; engine E7J780/K7J700	DRUM	BS-5090	+ ABS
			VEN	BS-5107	+ ABS; engine E7J634/E7J635	DRUM	BS-5124	+ ABS
1.4 16V (B/CB0L)	70/95	10/99->09/04	VEN	BS-5106	- ABS	DRUM	BS-5085	- ABS
			VEN	BS-5107	+ ABS	DRUM	BS-5124	+ ABS
1.4 16V (B/CB0P)	72/98	08/00->	SOL	BS-5105		DRUM	BS-5090	- ABS
			VEN	BS-5106	->06/01			
			VEN	BS-5107	07/01->	DRUM	BS-5124	11/02->; ->01/04; - ABS
1.5 dCi	74/100	01/04->	VEN	BS-5107				
1.5 dCi	42/57	06/01->12/06	VEN	BS-5107		DRUM	BS-5090	
1.5 dCi (B/C2J)	50/68	08/04->	VEN	BS-5107		DRUM	BS-5085	- ABS
						DRUM	BS-5124	+ ABS
1.5 dCi (B/CB03)	59/80	06/01->10/03	VEN	BS-5107		DRUM	BS-5085	- ABS
						DRUM	BS-5090	
						DRUM	BS-5124	+ ABS
1.5 dCi (B/CB07)	48/65	06/01->	SOL	BS-5105	05/05->; ->02/08; - ABS	DRUM	BS-5085	- AC; ->02/08
			VEN	BS-5106	05/05->; ->02/08; + ABS	DRUM	BS-5090	+ AC
			VEN	BS-5107	->04/05	DRUM	BS-5124	+ ABS
1.5 dCi (B/CB08)	60/82	06/01->	VEN	BS-5107		DRUM	BS-5085	- ABS
						DRUM	BS-5090	- ABS
						DRUM	BS-5124	+ ABS
1.5 dCi (B/CB3M)	47/64	06/05->	SOL	BS-5105	- ABS	DRUM	BS-5085	- ABS
			VEN	BS-5106	+ ABS	DRUM	BS-5090	- ABS; + AC
			VEN	BS-5107		DRUM	BS-5124	+ ABS
1.5 dCi (B/CB3N)	62/84	02/07->	VEN	BS-5107				
1.6 (B/CB0D)	66/90	09/98->05/05	VEN	BS-5106	- ABS	DRUM	BS-5090	
			VEN	BS-5107	+ ABS	DRUM	BS-5124	
1.6 16V (BB01, BB0H, BB0T, BB14, BB1D, BB1R, BB2KL...)	79/107	09/98->	VEN	BS-5107		DRUM	BS-5090	
						DRUM	BS-5124	
1.9 D (B/CB0E)	47/64	09/98->05/05	SOL	BS-5105	- ABS	DRUM	BS-5085	- ABS
			VEN	BS-5106	+ ABS	DRUM	BS-5090	+ ABS
1.9 D (B/CB0J)	48/65	02/00->05/01	VEN	BS-5106	+ ABS; + stone chip protection	DRUM	BS-5124	+ ABS
			VEN	BS-5107	+ ABS; - stone chip protection	DRUM	BS-5090	+ ABS
						DRUM	BS-5124	+ ABS
1.9 dTi (B/CB0U)	59/80	12/99->05/05	VEN	BS-5107		DRUM	BS-5085	- ABS
						DRUM	BS-5090	



	kW/HP		Type			Type		
2.0 16V Sport	132/179	01/04->	VEN	BS-5214				
2.0 16V Sport (CB0M)	124/169	02/00->	VEN	BS-5214				
<b>CLIO II Box [SB0/1/2_] </b>								
			SOL	BS-5105	->10/01; - ABS	DRUM	BS-5085	->10/03; - ABS
1.1 (SB0A, SB0F, SB1K, SB2D)	43/58	09/98->	VEN	BS-5106	+ ABS	DRUM	BS-5090	+ ABS; engine D7F726; engine D7F720; + ESP
						DRUM	BS-5124	->10/03; + ABS; + ESP
			VEN	BS-5107	06/01->	DRUM	BS-5518	+ ESP
1.2 (SB0A, SB0F, SB10)	44/60	03/99->10/03	SOL	BS-5105	- ABS; MD SB0A; engine D7F722	DRUM	BS-5085	- ABS
			VEN	BS-5106	+ ABS; MD SB0A; engine D7F722	DRUM	BS-5090	+ ABS
			VEN	BS-5107	MD SB0F; engine D7F746	DRUM	BS-5124	+ ABS
1.5 dCi	59/80	06/01->10/04	VEN	BS-5107		DRUM	BS-5090	->11/02
						DRUM	BS-5124	->11/02; 12/02->
						DRUM	BS-5518	12/02->
1.5 dCi	60/82	11/03->	VEN	BS-5107		DRUM	BS-5090	
						DRUM	BS-5124	
						DRUM	BS-5518	
1.5 dCi (SB07)	48/65	06/01->	VEN	BS-5107		DRUM	BS-5090	
						DRUM	BS-5124	
1.9 D (SB0E)	47/64	09/98->	VEN	BS-5106	- ABS	DRUM	BS-5090	
			VEN	BS-5107	+ ABS	DRUM	BS-5124	
1.9 D (SB0J)	48/65	02/00->05/01	VEN	BS-5106	- ABS	DRUM	BS-5090	
			VEN	BS-5107	+ ABS	DRUM	BS-5124	
1.9 DTi (SB0U)	59/80	02/00->05/01	VEN	BS-5106	- ABS	DRUM	BS-5090	
			VEN	BS-5107	+ ABS	DRUM	BS-5124	
<b>CLIO III (BR0/1, CR0/1) </b>								
1.2 16V	58/78	06/05->	VEN	BS-5231		SOL	BS-5232	
1.2 16V	76/103	09/10->	VEN	BS-5231		SOL	BS-5232	+ ABS
1.2 16V Hi-Flex (BR1U, CR1U)	55/75	07/08->	VEN	BS-5231		SOL	BS-5232	+ ESP
1.2 16V (BR02, BR0J, BR11, CR02, CR0J, CR11)	55/75	06/05->	VEN	BS-5231		SOL	BS-5232	+ ABS
1.2 16V (BR0P, CR0P)	74/101	05/07->	VEN	BS-5231		SOL	BS-5232	+ ESP
1.2 16V (BR0R, BR1D, BR1L, CR0R)	48/65	06/05->	VEN	BS-5231		SOL	BS-5232	
1.2 Ethanol	55/75	07/08->	VEN	BS-5231		SOL	BS-5232	+ ABS
1.4 16V	72/98	06/05->	VEN	BS-5231		SOL	BS-5232	+ ABS
1.5 dCi	48/65	05/05->	VEN	BS-5231	->10/06	SOL	BS-5232	+ ABS; ->10/06
1.5 dCi	47/64	06/05->	VEN	BS-5231		SOL	BS-5232	+ ABS
1.5 dCi	55/75	08/10->	VEN	BS-5231		SOL	BS-5232	
1.5 dCi	65/88	08/10->	VEN	BS-5231		SOL	BS-5232	+ ABS
1.5 dCi (BR0H, CR0H)	78/106	06/05->	VEN	BS-5231		SOL	BS-5232	

	kW/HP		Type			Type		
1.5 dCi (BR17, CR17)	63/86	06/05->	VEN	BS-5231		SOL	BS-5232	+ ABS
1.5 dCi (BR1C, CR1C)	76/103	06/05->	VEN	BS-5231		SOL	BS-5232	+ ESP
1.5 dCi (C/BR0G, C/BR1G)	50/68	06/05->	VEN	BS-5231		SOL	BS-5232	+ ABS
1.6 16V (BR05, BR0B, BR0Y, BR15, BR1J, BR1M, BR1Y, CR0B...)	82/112	06/05->	VEN	BS-5231		SOL	BS-5232	+ ABS
1.6 16V (BR09, BR0T, CR09, CR0T)	65/88	06/05->	VEN	BS-5231		SOL	BS-5232	
1.6 16V GT (BR10, CR10)	94/128	06/09->	VEN	BS-5231		SOL	BS-5232	+ ABS
			VEN	BS-5214				
2.0 16V (BR0C, BR0K, CR0C, CR0K)	102/139	09/06->	VEN	BS-5231		SOL	BS-5232	+ ABS

### CLIO III Box [SB\_, SR\_]

1.5 dCi	63/86	06/05->07/10	VEN	BS-5231				
1.5 dCi	78/106	10/05->10/07	VEN	BS-5231				

### CLIO IV

0.9 TCe 90	66/90	11/12->	VEN	BS-5890				
1.2 16V	54/73	11/12->	VEN	BS-5890				
1.2 TCe 120	88/120	03/13->				SOL	BS-5509	
1.5 dCi 75	55/75	11/12->	VEN	BS-5890				
1.5 dCi 90	66/90	11/12->	VEN	BS-5890				
1.6 RS	147/200	03/13->				SOL	BS-5878	
1.6 RS Trophy	162/220	03/15->				SOL	BS-5878	

### DUSTER

1.5 dCi	66/90	06/11->	VEN	BS-5001				
			VEN	BS-5001	+ ESP			
1.6 16V (HSAT)	75/102	02/12->	VEN	BS-5594	- ESP			
			VEN	BS-5001	+ ABS			
2.0	98/133	02/12->	VEN	BS-5594	- ABS			
2.0 4x4	99/135	02/12->	VEN	BS-5001				

### EXPRESS Pickup

1.2	40/54	07/95->10/99	SOL	BS-5105				
1.9 D	47/64	07/95->10/99	SOL	BS-5105				

### FLUENCE [L30\_]

1.5 dCi (L30A)	63/86	02/10->	VEN	BS-5001		SOL	BS-5877	
1.5 dCi (L30B)	78/106	02/10->	VEN	BS-5001		SOL	BS-5877	
1.5 dCi (L30D, L30L)	81/110	02/10->	VEN	BS-5001		SOL	BS-5877	
1.5 dCi (L30S)	66/90	02/10->	VEN	BS-5001		SOL	BS-5877	
1.6 16V	82/111	02/10->	VEN	BS-5001		SOL	BS-5877	
1.6 16V (L301, L30F, L30P, L30R)	81/110	02/10->	VEN	BS-5001		SOL	BS-5877	
2.0 16V (L30C, L30G, L30T, L30V)	103/140	02/10->	VEN	BS-5001		SOL	BS-5877	
Z.E.	70/95	02/12->	VEN	BS-5001				



kW/HP



Type



Type



## GRAND SCÉNIC II (JM0/1\_)










1.5 dCi	76/103	06/06->11/08	VEN	BS-5404				
1.5 dCi (JM02, JM13)	74/101	04/04->	VEN	BS-5404				
1.6	83/113	04/04->	VEN	BS-5404	engine K4M761; engine K4M782			
1.9 dCi	85/116	05/05->01/09	VEN	BS-5404				
1.9 dCi (JM0G, JM12, JM1G, JM2C)	88/120	04/04->	VEN	BS-5404	->05/06			
1.9 dCi (JM14)	96/131	05/05->	VEN	BS-5404	->02/08			
1.9 dCi (JM15)	81/110	05/05->	VEN	BS-5404		DRUM	BS-5573	
2.0	99/135	04/04->	VEN	BS-5404		SOL	BS-5213	MD JM2T
2.0	120/163	04/04->	VEN	BS-5404				
2.0 dCi (JM1K)	110/150	09/05->				SOL	BS-5862	->08/06








## GRAND SCÉNIC III (JZ0/1\_)











1.2 TCe	85/116	04/12->	VEN	BS-5590				
1.2 TCe (JZ16)	97/132	01/13->	VEN	BS-5590				
1.4 16V (JZ0F)	96/131	02/09->	VEN	BS-5590				
1.5 dCi	78/106	02/09->	VEN	BS-5590				
1.5 dCi	81/110	04/09->	VEN	BS-5590				
1.5 dCi	63/86	04/09->	VEN	BS-5001		SOL	BS-5878	
1.5 dCi	70/95	11/10->	VEN	BS-5590				
1.6 16V (JZ0U)	81/109	02/09->	VEN	BS-5590				
1.6 dCi (JZ00, JZ12)	96/130	04/11->	VEN	BS-5590				
1.9 dCi	96/131	02/09->	VEN	BS-5590				
2.0 16V (JZ0G)	103/140	02/09->	VEN	BS-5590				







## KANGOO (KC0/1\_)

1.2 (KC0A, KC0K, KC0F, KC01)	43/58	08/97->	VEN	BS-5106	->03/03	DRUM	BS-5110	->06/03
			VEN	BS-5107		DRUM	BS-5478	07/01->; ->06/03
1.2 16V (KC05, KC06, KC03, KC0T, KC0W, KC1D)	55/75	06/01->	VEN	BS-5107		DRUM	BS-5110	
1.4 (KC0C, KC0H, KC0B, KC0M)	55/75	08/97->	VEN	BS-5106	->06/98; engine E7J634; engine E7J635; engine E7J780; engine K7J700; engine K7J701	DRUM	BS-5110	->12/01
			VEN	BS-5107	engine K7J718; MD KC1V; 07/98->; engine E7J634; engine E7J635; engine E7J780; engine K7J700; engine K7J701			
1.5 dCi	45/61	04/05->06/10	VEN	BS-5106	- ABS	DRUM	BS-5478	
			VEN	BS-5107	+ ABS			
1.5 dCi	50/68	06/05->	VEN	BS-5107	->02/08	DRUM	BS-5478	
1.5 dCi	62/84	06/05->	VEN	BS-5107				
1.5 dCi	42/57	07/03->	VEN	BS-5107		DRUM	BS-5110	MD Rapid
1.5 dCi (KC07)	48/65	12/01->	VEN	BS-5107		DRUM	BS-5110	
1.5 dCi (KC08, KC09)	60/82	07/02->	VEN	BS-5107				
1.6 16V	70/95	06/01->	VEN	BS-5107				
			VEN	BS-5214	MD Kangoo Rapid	DRUM	BS-5478	->06/03

	kw/HP		Type			Type		
1.6 16V 4x4 (KC0P, KC0S, KC0L)	70/95	10/01->	VEN	BS-5214				
1.6 16V bivalent	60/82	06/05->	VEN	BS-5107				
1.9 dCi 4x4	62/84	10/03->	VEN	BS-5214				
1.9 dCi 4x4 (KC0V)	59/80	10/01->	VEN	BS-5214	->06/03			
1.9 dTi (KC0U)	59/80	02/00->	VEN	BS-5106	->06/01; engine F9Q780; engine F9Q782			
			VEN	BS-5107	07/01->	DRUM	BS-5110	->06/03
			VEN	BS-5214	engine F9Q790			
D 55 1.9 (KC0D)	40/54	08/97->	VEN	BS-5106		DRUM	BS-5110	
			VEN	BS-5107				
D 65 1.9 (KC0E, KC02, KC0J, KC0N)	47/64	08/97->	VEN	BS-5106	MD KC0E	DRUM	BS-5110	->12/01; MD KC0E
			VEN	BS-5107	MD KC02			
<b>KANGOO / GRAND KANGOO (KW0/1_) </b>								
1.2 TCe 115	84/115	07/13->	VEN	BS-5631	Ø wheel 15` in; Ø wheel 16` in	SOL	BS-5869	Ø wheel 15` in; Ø wheel 16` in
1.5 dCi	78/106	02/08->	VEN	BS-5631	Ø wheel 15` in; Ø wheel 16` in	SOL	BS-5869	Ø wheel 15` in; Ø wheel 16` in
1.5 dCi	55/75	11/12->	VEN	BS-5631	Ø wheel 15` in; Ø wheel 16` in	SOL	BS-5869	Ø wheel 15` in; Ø wheel 16` in
1.5 dCi	66/90	11/12->	VEN	BS-5631	Ø wheel 15` in; Ø wheel 16` in	SOL	BS-5869	Ø wheel 15` in; Ø wheel 16` in
1.5 dCi (KW0A)	50/68	02/08->	VEN	BS-5631		SOL	BS-5869	
1.5 dCi (KW0B)	63/86	02/08->	VEN	BS-5631		SOL	BS-5869	
1.5 dCi (KW0C, KW0F)	76/103	02/08->	VEN	BS-5631		SOL	BS-5869	
1.5 dCi 110	81/110	03/13->	VEN	BS-5631	Ø wheel 15`/16` in	SOL	BS-5869	Ø wheel 15`/16` in
1.5 dCi 110	80/110	09/10->	VEN	BS-5631		SOL	BS-5869	
1.6 (KW00, KW0Y)	64/87	02/08->	VEN	BS-5631		SOL	BS-5869	
1.6 16V Hi-Flex	78/106	02/08->	VEN	BS-5631	Ø wheel 15` in; Ø wheel 16` in	SOL	BS-5869	Ø wheel 15` in; Ø wheel 16` in
1.6 16V (KW0D)	78/106	02/08->	VEN	BS-5631		SOL	BS-5869	
<b>KANGOO BE BOP (KW0/1_) </b>								
1.5 dCi	80/110	06/09->	VEN	BS-5631		SOL	BS-5869	
1.5 dCi (KW0F)	76/103	02/09->	VEN	BS-5631		SOL	BS-5869	
1.5 dCi (KW0G)	66/90	06/09->	VEN	BS-5631		SOL	BS-5869	
1.5 dCi 75	55/75	09/10->	VEN	BS-5631	Ø wheel 15` in; Ø wheel 16` in	SOL	BS-5869	Ø wheel 15` in; Ø wheel 16` in
1.6 (KW0D)	78/106	02/09->	VEN	BS-5631		SOL	BS-5869	
<b>KANGOO Express (FC0/1_) </b>								
1.2 (FC01, FC0A, FC0F)	43/58	08/97->	VEN	BS-5106	->12/98; MD Express; ->06/01; MD Rapid; 07/98->; ->07/01	DRUM	BS-5110	->06/01; MD Rapid; 07/98->; ->07/01; MD Express
			VEN	BS-5107	+ ABS; MD Express	DRUM	BS-5478	09/99->; ->06/03; MD Rapid
1.2 (FC1A)	44/60	07/98->07/01	VEN	BS-5107		DRUM	BS-5110	
1.2 16V (FC05)	55/75	10/01->	VEN	BS-5107	->06/03; + ABS; MD Express; MD Rapid; 07/03->; ->10/03	DRUM	BS-5110	->06/03; MD Rapid; MD Express
			VEN	BS-5478		DRUM	BS-5478	->06/03; + ABS; MD Express
1.4 (FC0C, FC0B, FC0H, FC0M)	55/75	08/97->	VEN	BS-5106	- ABS; MD Express; MD Express Van; MD Rapid	DRUM	BS-5110	12/00->; ->12/01; MD Rapid; ->06/03; + ABS; MD Express Van; 07/98->; MD Express; ->07/01; 09/99->; ->11/00; ->06/01
			VEN	BS-5107	+ ABS; MD Express; MD Express Van; MD Rapid	DRUM	BS-5478	07/01->; ->12/01; MD Rapid; 09/99->; ->06/01; + ABS; MD Express

	kw/HP		Type			Type			
1.5 dCi	45/61	10/05->	VEN	BS-5106	- ABS	DRUM	BS-5110		
			VEN	BS-5107	+ ABS				DRUM
1.5 dCi (FC07, FC1R)	48/65	12/01->	VEN	BS-5106		DRUM	BS-5110		
			VEN	BS-5107	MD Rapid				
1.5 dCi (FC08, FC09)	60/82	04/03->	VEN	BS-5107	MD Rapid				
1.5 dCi (FC1E)	50/68	06/05->	VEN	BS-5106	- ABS	DRUM	BS-5478		
			VEN	BS-5107	+ ABS				
1.5 dCi (FC1G)	62/84	06/05->	VEN	BS-5107					
1.5 dCi (FC1R)	42/57	12/02->	VEN	BS-5106		DRUM	BS-5110	MD Rapid; ->06/03; MD Express	
			VEN	BS-5107	MD Rapid; MD Express				
1.6 16V	70/95	10/01->	VEN	BS-5107	MD Express; ->06/03; MD Rapid	DRUM	BS-5110	->06/03; MD Express; MD Rapid	
			VEN	BS-5214	07/03->; MD Rapid				
1.6 16V 4x4 (FC0L, FC0P, FC0S)	70/95	10/01->	VEN	BS-5107	07/03->; MD Express				
			VEN	BS-5214	MD Express; MD Rapid				
1.6 16V bivalent	60/82	06/05->	VEN	BS-5107	MD Rapid				
1.9 D (FC0J)	48/65	09/99->06/03	VEN	BS-5106	->06/01	DRUM	BS-5110	->06/01	
			VEN	BS-5107	07/01->				DRUM
1.9 dCi (FC0V)	62/84	07/03->	VEN	BS-5106	- ABS; MD Express	DRUM	BS-5110	->06/08; MD Express; engine F9Q790	
			VEN	BS-5107	+ ABS; MD Express				
			VEN	BS-5214	MD Rapid				
1.9 dCi 4x4 (FC0V)	62/84	07/03->	VEN	BS-5214	MD Express				
1.9 dCi 4x4 (FC0V)	59/80	10/01->	VEN	BS-5214					
1.9 dTi (FC0U)	59/80	02/00->	VEN	BS-5106	- ABS	DRUM	BS-5110		
			VEN	BS-5107	+ ABS				
D 55 1.9 (FC0D)	40/54	08/97->	VEN	BS-5106	->03/03	DRUM	BS-5110	->12/01	
			VEN	BS-5107					
D 65 1.9 (FC0E, FC02, FC0J, FC0N)	47/64	08/97->	VEN	BS-5106	->06/01	DRUM	BS-5110	->12/98	
			VEN	BS-5107	07/01->				DRUM
<b>KANGOO Express (FW0/1_)</b> 									
1.2 TCe 115	84/115	07/13->	VEN	BS-5631	MD Kangoo Express; Ø wheel 15` in; Ø wheel 16` in; MD Kangoo Rapid	SOL	BS-5869	MD Kangoo Express; Ø wheel 15` in; Ø wheel 16` in; MD Kangoo Rapid	
1.5 dCi	50/68	02/08->	VEN	BS-5631	Ø wheel 15` in; Ø wheel 16` in	SOL	BS-5869		
						DRUM	BS-5110	MD Rapid	
1.5 dCi (FW0F)	76/103	02/08->	VEN	BS-5631		SOL	BS-5869		
1.5 dCi 110	80/110	09/10->	VEN	BS-5631	MD Express; MD Rapid	SOL	BS-5869	MD Express; MD Rapid	
1.5 dCi 110	81/110	09/13->	VEN	BS-5631	Ø wheel 15` in; Ø wheel 16` in	SOL	BS-5869	Ø wheel 15` in; Ø wheel 16` in	
1.5 dCi 75	55/75	09/10->	VEN	BS-5631	Ø wheel 15` in; Ø wheel 16` in	SOL	BS-5869	Ø wheel 15` in; Ø wheel 16` in	
1.5 dCi 85 (FW0A, FW0B)	63/86	02/08->	VEN	BS-5631		SOL	BS-5869		
1.5 dCi 90 (FW0G)	66/90	06/09->	VEN	BS-5631		SOL	BS-5869		

	<b>kW/HP</b>		<b>Type</b>			<b>Type</b>			
1.6	64/87	02/08->	VEN	BS-5631		SOL	BS-5869		
1.6 16V	78/106	02/08->	VEN	BS-5631		SOL	BS-5869		
1.6 16V LPG	72/98	02/08->	VEN	BS-5631		SOL	BS-5869		
Z.E.	44/60	10/11->	VEN	BS-5631	Ø wheel 15" in; Ø wheel 16" in	SOL	BS-5869	Ø wheel 15" in; Ø wheel 16" in	
<b>KOLEOS (HY_) </b>									
2.0 dCi (HY0K)	110/150	09/08->	VEN	BS-5183	->12/08	SOL	BS-5036	->08/10	
			VEN	BS-5428					
2.0 dCi 4x4 (HY0B)	127/173	09/08->	VEN	BS-5183	->12/08	SOL	BS-5036	->08/10	
			VEN	BS-5428					
2.0 dCi 4x4 (HY0K)	110/150	09/08->	VEN	BS-5183	->12/08	SOL	BS-5036	->08/10	
			VEN	BS-5428					
2.5 (HY0C, HY0N)	126/171	09/08->	VEN	BS-5183	->12/08	SOL	BS-5036	->08/10	
			VEN	BS-5428					
2.5 4x4 (HY0C, HY0N)	126/171	09/08->	VEN	BS-5183	->12/08	SOL	BS-5036	->08/10	
			VEN	BS-5428	01/09->				
<b>LAGUNA Coupe (DT0/1) </b>									
1.5 dCi	81/110	03/12->	VEN	BS-5001					
2.0 16V Turbo	125/170	09/08->	VEN	BS-5590					
2.0 dCi	127/173	09/08->	VEN	BS-5590	- four wheel steering				
2.0 dCi (DT01, DT09, DT12, DT1D)	110/150	09/08->	VEN	BS-5590	- four wheel steering				
2.0 dCi GT (DT11, DT1E, DT1N)	131/178	09/08->	VEN	BS-5590	engine DT11; engine DT1N				
3.0 dCi (DT03)	173/235	09/08->	VEN	BS-5590					
3.5 V6 (DT0P)	175/238	09/08->	VEN	BS-5590					
<b>LAGUNA I (B56_, 556_) </b>									
1.6 16V (B568, B561)	79/107	11/97->03/01	VEN	BS-5214					
1.8	69/94	06/95->02/01	VEN	BS-5214	06/98->				
1.8 (B56S/T/0)	66/90	08/95->03/01	VEN	BS-5214	06/98->				
1.8 (B56Z)	69/94	08/95->03/01	VEN	BS-5214	06/98->				
1.8 16V (B563, B564)	88/120	04/98->03/01	VEN	BS-5214	10/99->				
1.9 dCi (B56W)	79/107	09/99->03/01	VEN	BS-5214					
1.9 dTi (B56J)	72/98	10/97->03/01	VEN	BS-5214					
2.0	80/109	03/99->03/01	VEN	BS-5214	10/99->				
2.0 (556A)	102/139	09/99->02/01	VEN	BS-5214					
2.0 (B56C/H/N)	83/113	11/93->03/01	VEN	BS-5214	05/98->				
2.0 16V (556A/B)	103/140	09/99->03/01	VEN	BS-5214					
2.2 dT (B569)	83/113	03/96->03/01	VEN	BS-5214	10/99->				
3.0 24V (B56V)	140/190	03/97->03/01	VEN	BS-5214	10/99->				
<b>LAGUNA I Grandtour (K56_) </b>									
1.6 16V (K568)	79/107	11/97->03/01	VEN	BS-5214	engine K4M724	DRUM	BS-5478		








	kw/HP		Type			Type		
1.8 (K56Z)	69/94	09/95->03/01	VEN	BS-5214	06/98->			
1.8 16V (K563, K564)	88/120	04/98->03/01	VEN	BS-5214		DRUM	BS-5478	
1.9 dCi (K56W)	79/107	09/99->03/01	VEN	BS-5214				
1.9 dTi (K56J)	72/98	10/97->03/01	VEN	BS-5214				
2.0	84/114	10/98->01/01	VEN	BS-5214	MD K56L			
2.0 (K56C/H)	83/113	09/95->03/01	VEN	BS-5214	engine K56L	DRUM	BS-5478	
2.0 16V (A56A/B)	103/140	09/99->03/01	VEN	BS-5214				
3.0 24V (K56V)	140/190	03/97->03/01	VEN	BS-5214	10/99->			

### LAGUNA II (BG0/1\_)











1.6 16V (BG0A, BG0L)	79/107	03/01->				SOL	BS-5862	
1.6 16V (BG1G, BG1H)	82/112	02/05->				SOL	BS-5862	Ø wheel 16" in
1.8 16V (BG04, BG0B, BG0C, BG0V)	86/117	03/01->				SOL	BS-5862	
1.8 16V (BG06, BG0J, BG0M)	85/116	03/01->				SOL	BS-5862	->05/05; Ø wheel 16" in
1.8 16V (BG0B, BG0C, BG0J, BG0M, BG0V)	89/121	03/01->				SOL	BS-5862	->05/05; Ø wheel 15" in
1.8 16V (BG0B, BG0M)	88/120	03/01->				SOL	BS-5862	->05/05; Ø wheel 16" in
1.9 dCi	79/107	03/01->				SOL	BS-5862	
1.9 dCi	92/125	09/05->				SOL	BS-5862	
1.9 dCi	85/116	09/05->				SOL	BS-5862	
1.9 dCi (BG05)	68/92	03/04->				SOL	BS-5862	->05/05; Ø wheel 16" in
1.9 dCi (BG0B, BG0G)	88/120	03/01->				SOL	BS-5862	->10/03; Ø wheel 16" in
1.9 dCi (BG0E)	77/105	06/01->				SOL	BS-5862	
1.9 dCi (BG0R)	74/100	10/01->				SOL	BS-5862	
1.9 dCi (BG1A, BG1V)	96/130	05/05->				SOL	BS-5862	
1.9 dCi (BG1A, BG1W)	81/110	01/05->				SOL	BS-5862	Ø wheel 16" in
2.0 16V	125/170	01/05->				SOL	BS-5862	Ø wheel 17" in
2.0 16V	150/204	01/05->				SOL	BS-5862	Ø wheel 17" in
2.0 16V	98/133	08/02->				SOL	BS-5862	
2.0 16V (BG00, BG0K, BG0P, BG0W)	99/135	08/02->				SOL	BS-5862	Ø wheel 16" in
2.0 16V IDE (BG0N)	103/140	04/01->				SOL	BS-5862	09/01->; ->10/03; Ø wheel 16" in
2.0 16V Turbo (BG0S, BG0Z, BG1L, BG1M)	120/163	01/03->				SOL	BS-5862	09/03->; ->03/05; Ø wheel 17" in
2.0 dCi (BG14, BG1S)	127/173	01/06->				SOL	BS-5862	Ø wheel 17" in
2.0 dCi (BG1T)	110/150	08/05->				SOL	BS-5862	Ø wheel 16" in
2.2 dCi	102/140	05/05->				SOL	BS-5862	->10/05; Ø wheel 16" in
2.2 dCi (BG0F)	110/150	10/01->				SOL	BS-5862	
3.0 V6 24V (BG01, BG02, BG0D, BG0Y)	152/207	03/01->				SOL	BS-5862	Ø wheel 17" in












### LAGUNA II Grandtour (KG0/1\_)









1.6 16V	82/112	02/05->				SOL	BS-5862	
1.6 16V (KG0A, KG0L)	79/107	03/01->				SOL	BS-5862	Ø wheel 16" in











	<b>kW/HP</b>		<b>Type</b>			<b>Type</b>		
1.8 16V	89/121	03/01->				SOL	BS-5862	->05/05; Ø wheel 16` in
1.8 16V	86/117	03/01->				SOL	BS-5862	
1.8 16V (KG0B, KG0M)	88/120	03/01->				SOL	BS-5862	->05/05; Ø wheel 16` in
1.8 16V (KG0J)	85/116	03/01->				SOL	BS-5862	->05/05; Ø wheel 16` in
1.9 dCi	79/107	03/01->				SOL	BS-5862	
1.9 dCi	66/90	08/03->09/07				SOL	BS-5862	
1.9 dCi	92/125	09/05->				SOL	BS-5862	
1.9 dCi (KG05)	68/92	03/04->				SOL	BS-5862	
1.9 dCi (KG0E)	77/105	06/01->				SOL	BS-5862	->05/05
1.9 dCi (KG0E, KG0R)	74/100	10/01->				SOL	BS-5862	->10/05
1.9 dCi (KG0G)	88/120	03/01->				SOL	BS-5862	
1.9 dCi (KG12)	85/116	08/05->09/07				SOL	BS-5862	
1.9 dCi (KG1A, KG1W)	81/110	01/05->				SOL	BS-5862	
1.9 dCi (KG1V)	96/130	05/05->				SOL	BS-5862	
2.0 16V	125/170	01/05->				SOL	BS-5862	Ø wheel 17` in
2.0 16V	150/204	01/05->				SOL	BS-5862	
2.0 16V	98/133	10/04->09/07				SOL	BS-5862	
2.0 16V (KG00, KG0K, KG0W)	99/135	08/02->				SOL	BS-5862	Ø wheel 16` in
2.0 16V IDE (KG0N)	103/140	04/01->				SOL	BS-5862	09/01->; Ø wheel 16` in
2.0 16V Turbo (KG0S, KG0Z, KG1L, KG1M)	120/163	01/03->				SOL	BS-5862	09/03->; ->03/05; Ø wheel 17` in
2.0 dCi (KG1S)	127/173	01/06->				SOL	BS-5862	Ø wheel 17` in
2.0 dCi (KG1T)	110/150	08/05->				SOL	BS-5862	Ø wheel 16` in
2.2 dCi	102/140	05/05->				SOL	BS-5862	->10/05
2.2 dCi (KG0F)	110/150	10/01->				SOL	BS-5862	
3.0 V6 24V (KG0D)	152/207	03/01->				SOL	BS-5862	Ø wheel 17` in
<b>LAGUNA III (BT0/1)</b> 								
1.5 dCi (BT00, BT0A, BT0T, BT1J)	81/110	10/07->	VEN	BS-5001		SOL	BS-5870	
1.6 16V (BT04, BT0D, BT0U)	81/110	10/07->	VEN	BS-5001		SOL	BS-5870	
2.0 16V (BT05, BT0F, BT0W)	103/140	10/07->	VEN	BS-5590		SOL	BS-5870	
2.0 16V Hi-Flex (BT1H)	103/140	10/07->	VEN	BS-5590		SOL	BS-5870	
2.0 16V Turbo	125/170	10/07->	VEN	BS-5590		SOL	BS-5870	
2.0 dCi (BT01, BT09, BT12, BT1S)	110/150	10/07->	VEN	BS-5590	- four wheel steering	SOL	BS-5870	
2.0 dCi (BT08, BT0K, BT0J, BT14, BT1A, BT1D)	96/131	10/07->	VEN	BS-5590	engine BT08/BT0K/BT0J; engine BT07/BT0S	SOL	BS-5870	
2.0 dCi (BT0M, BT0N, BT19)	127/173	01/08->	VEN	BS-5590	- four wheel steering; engine BT07/BT0M/BT0N/BT0S; engine BT19	SOL	BS-5870	
2.0 dCi GT (BT1E, BT1N)	131/178	03/08->	VEN	BS-5590	- four wheel steering	SOL	BS-5870	
2.0 GT	150/204	03/08->				SOL	BS-5870	
3.0 dCi (BT03, BT13)	173/235	09/08->				SOL	BS-5870	
3.5 V6 (BT0C, BT0P)	175/238	04/08->				SOL	BS-5870	


















	<b>kW/HP</b>		<b>Type</b>			<b>Type</b>		
<b>LAGUNA III Grandtour (KT0/1)</b> 								
1.5 dCi (KT0A)	81/110	10/07->	VEN	BS-5001		SOL	BS-5870	
1.6 16V (KT0D)	81/110	10/07->	VEN	BS-5001		SOL	BS-5870	
2.0 16V (KT0F, KT0W)	103/140	10/07->	VEN	BS-5590		SOL	BS-5870	
2.0 16V Hi-Flex (KT1H)	103/140	10/07->	VEN	BS-5590		SOL	BS-5870	
2.0 16V Turbo	125/170	10/07->	VEN	BS-5590		SOL	BS-5870	
2.0 dCi (KT01, KT08, KT0K, KT0J, KT1A, KT1D)	96/131	10/07->	VEN	BS-5590	- four wheel steering; engine KT08/KT0/KT0J; engine KT07/KT0S	SOL	BS-5870	
2.0 dCi (KT01, KT09, KT12, KT1S)	110/150	10/07->	VEN	BS-5590	- four wheel steering	SOL	BS-5870	
2.0 dCi (KT0M, KT0N, KT19)	127/173	01/08->	VEN	BS-5590	- four wheel steering	SOL	BS-5870	
2.0 dCi GT (KT11, KT1E, KT1N)	131/178	03/08->	VEN	BS-5590	- four wheel steering	SOL	BS-5870	
2.0 GT	150/204	03/08->				SOL	BS-5870	
3.0 dCi (KT03, KT13)	173/235	09/08->				SOL	BS-5870	
3.5 V6 (KT0C, KT0P)	175/238	04/08->				SOL	BS-5870	
<b>LATITUDE (L70_)</b> 								
1.5 dCi (L70R)	81/110	07/10->	VEN	BS-5590		SOL	BS-5870	
2.0 16V (L70B)	103/140	02/11->	VEN	BS-5590		SOL	BS-5870	
2.0 dCi	130/177	02/11->	VEN	BS-5590				
2.0 dCi 150 (L70H)	110/150	02/11->	VEN	BS-5590		SOL	BS-5870	
2.0 dCi 175 (L70Y)	127/173	05/11->	VEN	BS-5590		SOL	BS-5870	
2.5 V6 (L702, L703, L704, L707)	130/177	05/11->	VEN	BS-5590		SOL	BS-5870	
3.0 dCi 240 (L70G)	177/241	02/11->				SOL	BS-5870	
<b>LOGAN EXPRESS</b> 								
1.5 dCi	50/68	04/07->	VEN	BS-5107				
			VEN	BS-5231				
1.6	64/87	04/07->	VEN	BS-5107	MD FS0B; MD FS0D; MD FS0F; MD FS11; MD FS1E			
			VEN	BS-5231	MD FS0B; MD FS0D; MD FS0F; MD FS11; MD FS1E			
<b>LOGAN I (LS_)</b> 								
1.4	55/75	09/04->	SOL	BS-5105		DRUM	BS-5090	
			VEN	BS-5107				
			SOL	BS-5179		DRUM	BS-5124	- ABS
1.5 dCi	50/68	04/07->	SOL	BS-5105		DRUM	BS-5090	
			VEN	BS-5107				
			SOL	BS-5179		DRUM	BS-5124	- ABS
1.5 dCi	48/65	06/11->	SOL	BS-5105				
			VEN	BS-5107		DRUM	BS-5090	
			SOL	BS-5179				
1.6	77/105	04/07->				DRUM	BS-5090	
			SOL	BS-5105		DRUM	BS-5124	+ ABS
						DRUM	BS-5518	+ ABS









	kw/HP		Type			Type			
1.6	64/87	09/04->	SOL	BS-5105 - ABS		DRUM	BS-5090 + ABS		
			SOL	BS-5179 + ABS		DRUM	BS-5124 + ABS		
<b>LOGAN I Estate [KS]</b> 									
1.4	55/75	10/07->	VEN	BS-5107		DRUM	BS-5124 + ABS		
			VEN	BS-5231					
1.5 dCi	63/86	02/08->	VEN	BS-5231					
1.5 dCi	50/68	04/07->	VEN	BS-5107 - ABS					
			VEN	BS-5231 + ABS					
1.6	64/87	04/07->	VEN	BS-5231					
						DRUM	BS-5085 - ABS		
1.6	77/105	04/07->	VEN	BS-5231		DRUM	BS-5090 + ABS		
						DRUM	BS-5124 + ABS		
						DRUM	BS-5518 + ABS		
<b>LOGAN II</b> 									
1.2	55/75	11/13->	VEN	BS-5890					
1.6	60/82	04/14->	VEN	BS-5890					
1.6	75/102	04/14->	VEN	BS-5890					
<b>LOGAN II Estate</b> 									
1.5 dCi	62/84	12/13->	VEN	BS-5890					
<b>MASTER II Box [FD]</b> 									
1.9 dCi 80	60/82	11/01->	VEN	BS-5311	->08/03; MD T28; MD T33; 09/03->	SOL	BS-5596	->08/03; MD T28; MD T33; 09/03->	
1.9 dTi	59/80	09/00->	VEN	BS-5311	engine FD0L; ->03/02	SOL	BS-5596	engine FD0L	
2.2 dCi 90	66/90	09/00->	VEN	BS-5311	->08/03; MD T28; MD T33; MD T35; 12/03->	SOL	BS-5596	->08/03; MD T28; MD T33; MD T35; 12/03->	
2.5 D	59/80	07/98->01/01	VEN	BS-5311	08/00->; engine FD0A/FD0E/FD2E/FD3E	SOL	BS-5596	08/00->; engine FD0A/FD0E/FD2E/FD3E	
2.5 dCi	84/114	01/04->	VEN	BS-5311	->09/07	SOL	BS-5596	->09/07	
2.5 dCi	74/101	08/06->	VEN	BS-5311		SOL	BS-5596		
2.5 dCi	88/120	08/06->	VEN	BS-5311	engine FD01/FD02/F21/FD2; engine FD31/FD32/FD3Y/FD71; engine FD72/FD81/FD82/FD91; engine FD92; ->01/10	SOL	BS-5596	engine FD01/FD02/FD21/FD22; engine FD31/FD32/FD3Y/FD71; engine FD72/FD81/FD82/FD91; engine FD92; ->01/10	
2.5 dCi	107/146	08/06->	VEN	BS-5311		SOL	BS-5596		
2.5 dCi 100 (FD0U, FD0V)	73/99	10/03->	VEN	BS-5311	MD T28; MD T33; MD T35	SOL	BS-5596	MD T28; MD T33; MD T35	
2.5 dCi 120	84/115	10/01->	VEN	BS-5311	MD T35; ->08/03; Ø wheel 15` in; MD T28; MD T33; 09/03->; Ø wheel 16` in	SOL	BS-5596	MD T35; ->08/03; Ø wheel 15` in; MD T28; MD T33; 09/03->; Ø wheel 16` in	
2.8 dTi	84/114	07/98->10/01	VEN	BS-5311	Ø wheel 16` in; MD T28; MD T33; MD T35	SOL	BS-5596	MD T28; MD T33; MD T35	
3.0 dCi 120	85/116	06/05->				VEN	BS-5595		
						SOL	BS-5596		
3.0 dCi 140 (HD0S, FD0S, HD1S)	100/136	10/03->	VEN	BS-5311	MD T28; MD T33; MD T35	SOL	BS-5596	MD T28; MD T33; MD T35	
3.0 dCi 160	115/156	06/05->				VEN	BS-5595		
<b>MASTER II Bus [JD]</b> 									
1.9 dCi 80	60/82	11/01->	VEN	BS-5311	->08/03; MD T28; MD T33; 09/03->	SOL	BS-5596	->08/03; MD T28; MD T33; 09/03->	
1.9 dTi	59/80	09/00->	VEN	BS-5311	engine JD0L/JD1L	SOL	BS-5596	engine JD0L/JD1L	










	<b>kW/HP</b>		<b>Type</b>			<b>Type</b>			
2.2 dCi 90	66/90	09/00->	VEN	BS-5311	MD JD0G; MD JD0N; MD JD1N; MD T35; MD T39; MD T28	SOL	BS-5596	MD JD0G; MD JD0N; MD JD1N; MD T35; MD T39; MD T28	
2.5 D	59/80	07/98->01/01	VEN	BS-5311	08/00->; MD T28; MD T35; MD T39	SOL	BS-5596	MD T28; MD T35; MD T39	
2.5 dCi	84/114	01/04->	VEN	BS-5311		SOL	BS-5596		
2.5 dCi	74/101	08/06->	VEN	BS-5311		SOL	BS-5596		
2.5 dCi	88/120	08/06->	VEN	BS-5311		SOL	BS-5596		
2.5 dCi	107/146	08/06->	VEN	BS-5311		SOL	BS-5596		
2.5 dCi 100 (JDCV)	73/99	10/03->	VEN	BS-5311	MD T28; MD T33; MD T35	SOL	BS-5596	MD T28; MD T33; MD T35	
2.5 dCi 120	84/115	10/01->	VEN	BS-5311	MD T35; -->08/03; Ø wheel 15` in; MD T28; MD T39; 09/03->; Ø wheel 16` in; MD T33	SOL	BS-5596	MD T35; -->08/03; Ø wheel 15` in; MD T28; MD T39; 09/03->; Ø wheel 16` in; MD T33	
2.8 dTi	84/114	07/98->10/01	VEN	BS-5311	Ø wheel 16` in; MD T28; MD T33; MD T35	SOL	BS-5596	MD T35	
3.0 dCi 140 (JD0T)	100/136	10/03->	VEN	BS-5311	Ø wheel 16` in	SOL	BS-5596		
<b>MASTER II Platform/Chassis (ED/HD/UD) </b>									
2.2 dCi 90	66/90	09/00->	VEN	BS-5311	-->08/03; MD T35	SOL	BS-5596	-->08/03; MD T35	
2.5 D	59/80	07/98->01/01				SOL	BS-5596		
2.5 dCi	84/114	01/04->	VEN	BS-5311		SOL	BS-5596		
2.5 dCi	74/101	08/06->	VEN	BS-5311		SOL	BS-5596		
2.5 dCi	88/120	08/06->	VEN	BS-5311		SOL	BS-5596		
2.5 dCi	107/146	08/06->	VEN	BS-5311		SOL	BS-5596		
2.5 dCi 100 (ED4V, ED8V)	73/99	10/03->	VEN	BS-5311	MD T28; MD T33; MD T35	SOL	BS-5596	MD T28; MD T33; MD T35	
2.5 dCi 120	84/115	10/01->	VEN	BS-5311	MD T35; 09/03->; MD T28; MD T33	SOL	BS-5596	MD T35; 09/03->; MD T33; MD T28	
2.8 dTi	84/114	07/98->10/01	VEN	BS-5311	Ø wheel 16` in; MD T35	SOL	BS-5596	MD T35	
3.0 dCi 120	85/116	06/05->				VEN	BS-5595		
3.0 dCi 140 (ED0S, UD0S)	100/136	10/03->	VEN	BS-5311	MD T33; MD T35	SOL	BS-5596	MD T33; MD T35	
3.0 dCi 160	115/156	06/05->				VEN	BS-5595		
						SOL	BS-5596		
<b>MASTER III Box (FV) </b>									
2.3 dCi	120/163	07/14->	VEN	BS-5872	MD Master T35; MD Master T45				
2.3 dCi	100/136	07/14->	VEN	BS-5872	MD Master T35; MD Master T45				
2.3 dCi	81/110	09/14->	VEN	BS-5872	MD Master T28; MD Master T33; MD Master T35	SOL	BS-5632	MD Master T28; MD Master T33; MD Master T35	
2.3 dCi [RWD]	110/150	03/13->	VEN	BS-5872	MD Master T35; MD Master T45				
2.3 dCi [RWD] (FV0B, FV0C, FV0D)	74/101	02/10->	VEN	BS-5872					
2.3 dCi [RWD] (FV0C, FV0D, FV0H, FV0J)	92/125	02/10->	VEN	BS-5872					
2.3 dCi [RWD] (FV0E, FV0F, FV0J)	107/146	02/10->	VEN	BS-5872					
2.3 dCi FWD	110/150	03/13->	VEN	BS-5872	MD Master T28; MD Master T33; MD Master T35	SOL	BS-5632	MD Master T28; MD Master T33; MD Master T35	
2.3 dCi FWD	100/136	07/14->	VEN	BS-5872		SOL	BS-5632		
2.3 dCi FWD	120/163	07/14->	VEN	BS-5872		SOL	BS-5632		
2.3 dCi FWD (FV0A, FV0B, FV0G, FV0K)	74/101	02/10->	VEN	BS-5872		SOL	BS-5632		
2.3 dCi FWD (FV0C, FV0D)	92/125	02/10->	VEN	BS-5872		SOL	BS-5632		
2.3 dCi FWD (FV0E, FV0F, FV0H, FV0J)	107/146	02/10->	VEN	BS-5872		SOL	BS-5632		

	<b>kW/HP</b>		<b>Type</b>			<b>Type</b>		
<b>MASTER III Bus (JV)</b> 								
2.3 dCi	120/163	07/14->	VEN	BS-5872		SOL	BS-5632	
2.3 dCi	100/136	07/14->	VEN	BS-5872		SOL	BS-5632	
2.3 dCi	81/110	09/14->	VEN	BS-5872		SOL	BS-5632	
2.3 dCi 100 FWD (JV0A, JV0B)	74/101	02/11->	VEN	BS-5872		SOL	BS-5632	
2.3 dCi 125 FWD (JV0C, JV0D, JV0H)	92/125	02/11->	VEN	BS-5872		SOL	BS-5632	
2.3 dCi 150	110/150	10/12->	VEN	BS-5872	03/13->; MD Master T30; MD Master T33; MD Master T35	SOL	BS-5632	03/13->; MD Master T30; MD Master T33; MD Master T35
2.3 dCi 170 FWD	125/170	07/15->	VEN	BS-5872		SOL	BS-5632	
2.3 dCi FWD (JV0F, JV0H)	107/146	02/11->	VEN	BS-5872		SOL	BS-5632	
<b>MASTER III Platform/Chassis (EV, HV, UV)</b> 								
2.3 dCi	100/136	07/14->	VEN	BS-5872	MD Master T35; MD Master T45			
2.3 dCi	81/110	09/14->	VEN	BS-5872		SOL	BS-5632	
2.3 dCi [RWD]	110/150	03/13->	VEN	BS-5872	MD Master T35; MD Master T45			
2.3 dCi [RWD]	120/163	07/14->	VEN	BS-5872	MD Master T35; MD Master T45			
2.3 dCi [RWD] (HV0C, HV0D, UV0C, UV0D, UV0H, UV0J)	92/125	02/10->	VEN	BS-5872				
2.3 dCi [RWD] (UV0C, UV0D, HV0C, HV0D)	74/101	02/10->	VEN	BS-5872				
2.3 dCi [RWD] (UV0F, UV0E)	107/146	02/10->	VEN	BS-5872				
2.3 dCi FWD	110/150	03/13->	VEN	BS-5872		SOL	BS-5632	
2.3 dCi FWD	120/163	07/14->	VEN	BS-5872		SOL	BS-5632	
2.3 dCi FWD (EV0A, EV0B, HV0A, HV0B, HV0G, UV0A, UV0B, UV0G)	74/101	02/10->	VEN	BS-5872		SOL	BS-5632	
2.3 dCi FWD (EV0C, EV0D, EV0J, HV0C, HV0D, HV0H, HV0J...)	92/125	02/10->	VEN	BS-5872		SOL	BS-5632	
2.3 dCi FWD (EV0E, EV0F, HV0E, HV0F, UV0E, UV0F)	107/146	02/10->	VEN	BS-5872		SOL	BS-5632	for single tyres
<b>MEGANE CC (EZ0/1)</b> 								
1.2 TCe (EZ16)	97/132	01/13->	VEN	BS-5001		SOL	BS-5877	
1.4 TCe (EZ0F, EZ1V)	96/131	06/10->	VEN	BS-5001		SOL	BS-5878	
1.5 dCi (EZ09, EZ1G, EZ0D)	81/110	06/10->	VEN	BS-5001		SOL	BS-5878	
1.6 16V (EZ0U, EZ1U)	81/110	06/10->	VEN	BS-5001		SOL	BS-5878	
1.6 dCi (EZ00)	96/130	04/11->	VEN	BS-5001		SOL	BS-5878	
1.9 dCi (EZ0J, EZ1S)	96/131	06/10->	VEN	BS-5001		SOL	BS-5878	
2.0 CVT (EZ0G, EZ1E, EZ1P)	103/140	06/10->	VEN	BS-5001		SOL	BS-5878	
2.0 dCi (EZ0L)	118/160	06/10->	VEN	BS-5590		SOL	BS-5878	
2.0 TCe (EZ1T)	132/180	06/10->	VEN	BS-5590		SOL	BS-5878	
<b>MEGANE I (BA0/1)</b> 								
1.4 16V (BA0D, BA1H, BA0W, BA10)	70/95	03/99->08/03	VEN	BS-5107		DRUM	BS-5090	
						DRUM	BS-5124	
					SOL	BS-5105		
1.4 e (BA0E, BA0V)	55/75	01/96->08/03	VEN	BS-5106	->07/98	DRUM	BS-5090	
						VEN	BS-5107	08/98->









	<b>kW/HP</b>		<b>Type</b>			<b>Type</b>			
1.4 Eco (BA0T)	52/71	01/96->03/99	SOL	BS-5105	->04/98	DRUM	BS-5090		
			VEN	BS-5106	05/98->	DRUM	BS-5124		
1.6 16V (BA11, BA04, BA0B, BA1J)	79/107	03/99->08/03	VEN	BS-5107		DRUM	BS-5090		
			VEN	BS-5214		DRUM	BS-5124		
1.6 e (BA0F, BA0S)	66/90	01/96->03/99	VEN	BS-5106	->09/98	DRUM	BS-5090		
			VEN	BS-5107	10/98->	DRUM	BS-5124		
1.6 i (BA0L)	55/75	01/96->03/99	SOL	BS-5105		DRUM	BS-5090		
			VEN	BS-5106	->07/98				
			VEN	BS-5107	08/98->	DRUM	BS-5124		
1.8 16V (BA06, BA12, BA1A, BA1M, BA1R)	85/115	01/01->08/03	VEN	BS-5214	->08/02				
1.9 D Eco (B/SA0U, BA0A)	47/64	01/96->08/03	SOL	BS-5105	->02/99	DRUM	BS-5090		
			VEN	BS-5107	03/99->	DRUM	BS-5124		
1.9 dCi (BA05, BA1F)	75/102	02/01->08/03	VEN	BS-5214		DRUM	BS-5090	->08/02	
						DRUM	BS-5124	->08/02	
1.9 dT (B/SA0K, B/SA0Y)	66/90	01/96->08/03	VEN	BS-5107	->05/99	DRUM	BS-5090	->05/99	
						DRUM	BS-5124	->05/99	
1.9 dTi (BA08, BA0N)	72/98	03/97->02/01	VEN	BS-5107	09/99->; ->01/00	DRUM	BS-5090		
			VEN	BS-5214	10/98->; ->08/99	DRUM	BS-5124		
1.9 dTi (BA1U)	59/80	02/01->08/03	VEN	BS-5214		DRUM	BS-5090	->08/02	
						DRUM	BS-5124	->08/02	
1.9 TDI	69/94	09/96->08/03	VEN	BS-5214	10/98->	DRUM	BS-5090	->05/99	
						DRUM	BS-5124	->05/99	
2.0 16V (BA0H)	108/147	07/96->08/03	VEN	BS-5214	10/98->				
2.0 i	80/109	03/99->08/03	VEN	BS-5107		DRUM	BS-5090	->04/00	
			VEN	BS-5214		DRUM	BS-5124	->04/00	
2.0 i (BA0G)	84/114	01/96->08/03	VEN	BS-5107	->02/99	DRUM	BS-5090	->04/00	
			VEN	BS-5214	03/99->; ->04/00	DRUM	BS-5124	->04/00	
<b>MEGANE I Cabriolet [EA0/1_] </b>									
1.4 16V (EA0D, EA1H, EA0W, EA10)	70/95	03/99->08/03	VEN	BS-5107	->09/00	DRUM	BS-5090		
			VEN	BS-5214	10/00->; ->07/03	DRUM	BS-5124		
1.6 16V (EA0B, EA04, EA11)	79/107	03/99->08/03	VEN	BS-5214		DRUM	BS-5090	->09/00	
						DRUM	BS-5124	->09/00	
1.6 e (EA0F)	66/90	10/96->03/99	VEN	BS-5106		DRUM	BS-5090		
						DRUM	BS-5124		
2.0 (EA0G)	84/114	04/97->08/03	VEN	BS-5107		DRUM	BS-5090	->02/99	
						DRUM	BS-5124	->02/99	
2.0 16V	102/139	01/02->08/03	VEN	BS-5214		SOL	BS-5232	08/03->	
2.0 16V IDE (EA03, EA0P, EA14)	103/140	11/99->08/03	VEN	BS-5214	->07/03				









	<b>kW/HP</b>		<b>Type</b>			<b>Type</b>			
2.0 i (EA0G)	80/109	03/99->08/03	VEN	BS-5214	10/99->; ->07/03	DRUM	BS-5090		
<b>MEGANE I Classic (LA0/1_) </b>									
1.4 (LA0E, LA0V)	55/75	09/96->08/03	SOL	BS-5105		DRUM	BS-5090		
			VEN	BS-5107		DRUM	BS-5124		
1.4 16V (LA0D, LA1H, LA0W, LA10)	70/95	03/99->08/03	VEN	BS-5214		DRUM	BS-5090	- sport susp.	
						DRUM	BS-5124	- sport susp.	
1.6 16V (La04, LA11, LA0B, LA1C, LA1J)	79/107	03/99->08/03	VEN	BS-5107	->08/02	DRUM	BS-5090	->07/03	
			VEN	BS-5214		DRUM	BS-5124	->07/03	
1.6 e (LA0F, LA0S)	66/90	09/96->03/99	VEN	BS-5106		DRUM	BS-5090		
						DRUM	BS-5124		
1.6 i (LA0L)	55/75	09/96->03/99	SOL	BS-5105		DRUM	BS-5090		
						DRUM	BS-5124		
1.8 16V (LA06, LA12, LA1A, LA1M, LA1R)	85/115	01/01->08/03	VEN	BS-5214	->07/03				
1.9 D (LA0A, LA0U)	47/64	09/96->08/03	SOL	BS-5105	->02/99	DRUM	BS-5090		
			VEN	BS-5107	03/99->	DRUM	BS-5124		
1.9 dCi (LA05, LA1F)	75/102	02/01->08/03	VEN	BS-5214		DRUM	BS-5090	->07/03	
						DRUM	BS-5124	->07/03	
1.9 dT (LA0K, LA0Y)	66/90	09/96->08/03	VEN	BS-5107	->02/99	DRUM	BS-5090	->02/99	
						DRUM	BS-5124	->02/99	
1.9 dTi (LA08, LA0N)	72/98	03/97->02/01	VEN	BS-5107	->02/99	DRUM	BS-5090	->09/00	
			VEN	BS-5214	03/99->	DRUM	BS-5124	->09/00	
1.9 dTi (LA1U)	59/80	02/01->08/03	VEN	BS-5107	MD LA08	DRUM	BS-5090	->07/03	
			VEN	BS-5214	MD LA01; MD LA1U	DRUM	BS-5124	->07/03	
1.9 TDI	69/94	09/96->08/03	VEN	BS-5107		DRUM	BS-5090	->02/99	
						DRUM	BS-5124	->02/99	
2.0 i (LA07, LA0G)	84/114	09/96->08/03	VEN	BS-5107	->02/99	DRUM	BS-5090	->02/99	
						DRUM	BS-5124	->02/99	
2.0 i (LA0G)	80/109	03/99->08/03	VEN	BS-5107		DRUM	BS-5090	->08/00	
						DRUM	BS-5124	->08/00	
<b>MEGANE I Coach (DA0/1_) </b>									
1.4 16V (DA0D, DA1H, DA0W, DA10)	70/95	03/99->08/03	VEN	BS-5107	->09/00	DRUM	BS-5090		
			VEN	BS-5214	10/00->; ->07/03	DRUM	BS-5124		
1.6 16V (DA0B, DA04, DA11)	79/107	03/99->08/03	VEN	BS-5214	->07/03	DRUM	BS-5090	->07/03	
						DRUM	BS-5124	->07/03	
1.6 e (DA0F)	66/90	03/96->03/99	VEN	BS-5106		DRUM	BS-5090		
						DRUM	BS-5124		
1.9 dCi (DA05, DA1F)	75/102	02/01->08/03	VEN	BS-5214	->07/03	DRUM	BS-5090	->07/03	
						DRUM	BS-5124	->07/03	










	kw/HP		Type			Type		
1.9 dTi (DA0N)	72/98	03/97->02/01	VEN	BS-5107	->02/99	DRUM	BS-5090	->09/00
			VEN	BS-5214	03/99->; ->05/99	DRUM	BS-5124	->09/00
2.0 16V	102/139	01/02->08/03	VEN	BS-5214	->07/03			
2.0 16V IDE (DA03, DA0P, DA14)	103/140	11/99->08/03	VEN	BS-5214	->07/03			
2.0 i	80/109	03/99->08/03	VEN	BS-5107		DRUM	BS-5090	
						DRUM	BS-5090	->02/99
2.0 i (DA0G)	84/114	03/96->08/03	VEN	BS-5107	->02/99	DRUM	BS-5124	->02/99
						DRUM	BS-5124	->02/99
<b>MEGANE I Grandtour (KA0/1_) </b>								
1.4 16V (KA0D, KA1H, KA0W, KA10)	70/95	03/99->08/03	VEN	BS-5107		DRUM	BS-5478	
1.4 e (KA0V)	55/75	03/99->08/03	VEN	BS-5107	->09/00	DRUM	BS-5478	->09/00
1.6 16V (KA0B, KA04, KA11)	79/107	03/99->08/03	VEN	BS-5214		DRUM	BS-5478	->06/99; - ABS
1.6 e (KA0F)	66/90	03/99->08/03	VEN	BS-5107	->01/00	DRUM	BS-5478	->01/00
1.8 16V (KA0S, KA12, KA1A, KA1M, KA1R)	85/115	01/01->08/03	VEN	BS-5214				
1.9 D (KA0J, KA0R)	47/64	04/99->08/03	VEN	BS-5107	->09/00	DRUM	BS-5478	
1.9 dCi	77/105	03/99->09/00	VEN	BS-5214		DRUM	BS-5090	->07/03
						DRUM	BS-5124	->07/03
1.9 dCi (KA05, KA1F)	75/102	02/01->08/03	VEN	BS-5214	->07/03	DRUM	BS-5478	
						DRUM	BS-5478	
1.9 dTi (KA0N)	72/98	03/99->02/01	VEN	BS-5214		DRUM	BS-5478	- ABS
1.9 dTi (KA1U)	59/80	02/01->08/03	VEN	BS-5214		DRUM	BS-5090	
						DRUM	BS-5124	
<b>MEGANE II (BM0/1_, CM0/1_) </b>								
1.4 16V	60/82	10/03->02/08	VEN	BS-5231		SOL	BS-5232	
1.4 16V (BM0B, CM0B)	72/98	11/02->02/08	VEN	BS-5231		SOL	BS-5232	
1.5 dCi	76/103	01/07->02/08	VEN	BS-5214		SOL	BS-5232	
1.5 dCi	63/86	05/05->02/08	VEN	BS-5214		SOL	BS-5232	
1.5 dCi	78/106	05/05->06/08	VEN	BS-5214		SOL	BS-5232	
1.5 dCi	74/101	10/03->03/06	VEN	BS-5214		SOL	BS-5232	
1.5 dCi (BM0F, CM0F)	60/82	11/02->02/08	VEN	BS-5214		SOL	BS-5232	
1.6	77/105	06/05->02/08	VEN	BS-5214		SOL	BS-5232	
1.6 16V	82/112	01/06->06/08	VEN	BS-5214		SOL	BS-5232	
1.6 16V (BM0C, CM0C)	83/113	11/02->02/08	VEN	BS-5214		SOL	BS-5232	
1.6 Flex-Fuel	77/105	01/07->02/08	VEN	BS-5214		SOL	BS-5232	
1.9 dCi	68/92	03/04->08/06	VEN	BS-5214		SOL	BS-5232	
1.9 dCi	96/131	05/05->12/09	VEN	BS-5214		SOL	BS-5232	
1.9 dCi	81/110	05/05->02/08	VEN	BS-5214		SOL	BS-5232	
1.9 dCi	66/90	11/02->12/05	VEN	BS-5214		SOL	BS-5232	
1.9 dCi	85/115	11/02->02/08	VEN	BS-5214		SOL	BS-5232	







	kw/HP		Type			Type			
1.9 dCi (BM0G, CM0G)	88/120	11/02->02/08	VEN	BS-5214		SOL	BS-5232		
2.0 16V (BM0U, CM0U)	99/135	11/02->02/08	VEN	BS-5214		SOL	BS-5232		
2.0 16V Turbo	120/163	05/04->02/08	VEN	BS-5214		SOL	BS-5232		
<b>MEGANE II Coupé-Cabriolet (EM0/1_) </b>									
1.5 dCi (EM16)	76/103	01/07->06/09	VEN	BS-5214		SOL	BS-5232		
1.5 dCi (EM1E)	78/106	03/06->06/08	VEN	BS-5214		SOL	BS-5232		
1.6	83/113	09/03->03/09	VEN	BS-5214		SOL	BS-5232		
1.6 16V	82/112	01/06->06/08	VEN	BS-5214		SOL	BS-5232		
1.9 dCi	96/131	05/05->02/07	VEN	BS-5214		SOL	BS-5232		
1.9 dCi	81/110	05/05->03/09	VEN	BS-5214		SOL	BS-5232		
1.9 dCi	88/120	09/03->03/09	VEN	BS-5214		SOL	BS-5232		
1.9 dCi	85/115	09/03->03/09	VEN	BS-5214		SOL	BS-5232		
2.0	99/135	09/03->12/09	VEN	BS-5214		SOL	BS-5232		
2.0 16V Turbo	120/163	05/04->03/09	VEN	BS-5214		SOL	BS-5232		
<b>MEGANE II Estate (KM0/1_) </b>									
1.4	72/98	08/03->07/09	VEN	BS-5214		SOL	BS-5213		
1.5 dCi	74/101	02/04->03/06	VEN	BS-5214		SOL	BS-5213		
1.5 dCi	63/86	05/05->07/09	VEN	BS-5214		SOL	BS-5213		
1.5 dCi	60/82	08/03->05/06	VEN	BS-5214		SOL	BS-5213	10/03->; ->03/06	
						SOL	BS-5232		
1.5 dCi (KM13)	76/103	01/07->07/09	VEN	BS-5214		SOL	BS-5213		
1.5 dCi (KM16, KM1E)	78/106	05/05->06/08	VEN	BS-5214		SOL	BS-5213		
1.6	83/113	08/03->07/09	VEN	BS-5214		SOL	BS-5213		
1.6 16V	82/112	01/06->08/09	VEN	BS-5214		SOL	BS-5213		
1.6 16V Hi-Flex	77/105	02/08->07/09	VEN	BS-5214		SOL	BS-5213		
1.9 dCi	68/92	03/04->02/07	VEN	BS-5214		SOL	BS-5213		
1.9 dCi	66/90	04/04->12/05	VEN	BS-5214		SOL	BS-5213		
1.9 dCi	85/115	05/05->07/09	VEN	BS-5214		SOL	BS-5213		
1.9 dCi	96/131	05/05->07/09	VEN	BS-5214		SOL	BS-5213		
1.9 dCi	81/110	05/05->07/09	VEN	BS-5214		SOL	BS-5213		
						SOL	BS-5213		
1.9 dCi	88/120	08/03->07/09	VEN	BS-5214		SOL	BS-5232	03/04->	
2.0	99/135	08/03->07/09	VEN	BS-5214		SOL	BS-5213		
<b>MEGANE II Saloon (LM0/1_) </b>									
1.4	60/82	09/03->	VEN	BS-5231		SOL	BS-5232		
1.4	72/98	09/03->	VEN	BS-5231		SOL	BS-5232		
1.5 dCi	76/103	01/07->	VEN	BS-5214		SOL	BS-5232		
1.5 dCi	74/101	02/04->	VEN	BS-5214	->10/05	SOL	BS-5232		
1.5 dCi	63/86	05/05->	VEN	BS-5214		SOL	BS-5232		



	<b>kw/HP</b>		<b>Type</b>			<b>Type</b>		
1.5 dCi	78/106	05/05->	VEN	BS-5214		SOL	BS-5232	
1.5 dCi	60/82	09/03->	VEN	BS-5214		SOL	BS-5232	
1.6	77/105	05/05->	VEN	BS-5214		SOL	BS-5232	
1.6	83/113	09/03->	VEN	BS-5214		SOL	BS-5232	
1.6 16V	82/112	01/06->	VEN	BS-5214		SOL	BS-5232	
1.9 dCi	68/92	03/04->	VEN	BS-5214		SOL	BS-5232	
1.9 dCi	96/131	05/05->	VEN	BS-5214		SOL	BS-5232	
1.9 dCi	66/90	09/03->12/05	VEN	BS-5214		SOL	BS-5232	
1.9 dCi (LM0G, LM1G, LM2C)	88/120	09/03->	VEN	BS-5214		SOL	BS-5232	
1.9 dCi (LM14, LM1D)	81/110	05/05->	VEN	BS-5214		SOL	BS-5232	
2.0	99/135	09/03->	VEN	BS-5214		SOL	BS-5232	
<b>MEGANE III Coupe [DZ0/1_] </b>								
1.2 TCe	85/116	03/12->	VEN	BS-5001		SOL	BS-5877	
1.2 TCe [DZ16]	97/132	01/13->	VEN	BS-5001		SOL	BS-5877	
1.4 TCe [DZ0F, DZ1V]	96/131	04/09->	VEN	BS-5001		SOL	BS-5877	
1.5 dCi	70/95	07/14->	VEN	BS-5001		SOL	BS-5877	
1.5 dCi (DZ09, DZ0D, DZ1F, DZ1G)	81/110	02/09->	VEN	BS-5001		SOL	BS-5877	
1.5 dCi (DZ0A)	63/86	11/08->	VEN	BS-5001		SOL	BS-5877	
1.5 dCi (DZ0B)	78/106	02/09->	VEN	BS-5001		SOL	BS-5877	
1.5 dCi (DZ0C, DZ1A)	66/90	11/08->	VEN	BS-5001		SOL	BS-5877	
1.6 16V (DZ0H)	74/101	11/08->	VEN	BS-5001		SOL	BS-5877	
1.6 16V (DZ0U, DZ1B, DZ1H)	81/110	11/08->	VEN	BS-5001		SOL	BS-5877	
1.6 16V Bifuel (DZ03, DZ1Y)	81/110	11/08->	VEN	BS-5001		SOL	BS-5877	
1.6 dCi (DZ00)	96/130	04/11->	VEN	BS-5001		SOL	BS-5877	
1.9 dCi (DZ0N, DZ0J, DZ1J, DZ1K)	96/131	11/08->	VEN	BS-5001		SOL	BS-5877	
2.0 CVT (DZ0G, DZ1E)	103/140	05/09->	VEN	BS-5001		SOL	BS-5877	
2.0 dCi	120/163	07/12->	VEN	BS-5590		SOL	BS-5877	
2.0 dCi (DZ0L)	118/160	04/09->	VEN	BS-5590		SOL	BS-5877	
2.0 dCi (DZ0Y)	110/150	04/09->	VEN	BS-5590		SOL	BS-5877	
2.0 TCe	140/190	06/12->	VEN	BS-5590		SOL	BS-5877	
2.0 TCe (DZ0K)	132/180	11/08->	VEN	BS-5590		SOL	BS-5877	
<b>MEGANE III Grandtour [KZ0/1] </b>								
1.2 TCe	85/116	03/12->	VEN	BS-5001		SOL	BS-5878	
1.2 TCe (KZ16)	97/132	01/13->	VEN	BS-5001		SOL	BS-5877	
1.4 TCe (KZ0F, KZ1V)	96/130	05/09->	VEN	BS-5001		SOL	BS-5878	
1.5 dCi	63/86	03/09->	VEN	BS-5001		SOL	BS-5878	
1.5 dCi	70/95	11/13->	VEN	BS-5001		SOL	BS-5878	
1.5 dCi (KZ09, KZ0D, KZ1G, KZ1M, KZ1W)	81/110	02/09->	VEN	BS-5001		SOL	BS-5878	

	kw/HP		Type			Type		
1.5 dCi (KZ0C, KZ1A)	66/90	05/09->	VEN	BS-5001		SOL	BS-5878	
1.5 dCi (KZ1M, KZ1W)	78/106	02/09->	VEN	BS-5001		SOL	BS-5878	
1.6 16V (KZ0H)	74/101	05/09->	VEN	BS-5001		SOL	BS-5878	
1.6 16V (KZ0U, KZ1B, KZ1U)	81/110	05/09->	VEN	BS-5001		SOL	BS-5878	
1.6 16V Bifuel (KZ03)	81/110	11/08->	VEN	BS-5001		SOL	BS-5878	
1.6 dCi (KZ00, KZ12)	96/130	04/11->	VEN	BS-5001		SOL	BS-5878	
1.9 dCi (KZ0J, KZ0N, KZ1S)	96/131	05/09->	VEN	BS-5001		SOL	BS-5878	
2.0 CVT (KZ0G, KZ1P)	103/140	05/09->	VEN	BS-5001		SOL	BS-5878	
2.0 dCi	120/163	07/12->	VEN	BS-5590		SOL	BS-5878	
2.0 dCi (KZ0L)	118/160	04/09->	VEN	BS-5590		SOL	BS-5878	
2.0 dCi (KZ0Y)	110/150	10/10->	VEN	BS-5590		SOL	BS-5878	
2.0 TCe	162/220	09/12->				SOL	BS-5878	
2.0 TCe	140/190	09/12->	VEN	BS-5590		SOL	BS-5877	
2.0 TCe (KZ0K, KZ1T)	132/180	11/08->	VEN	BS-5590		SOL	BS-5878	
<b>MEGANE III Hatchback (BZ0_) </b>								
1.2 TCe	85/116	03/12->	VEN	BS-5001		SOL	BS-5877	
1.2 TCe (BZ16)	97/132	01/13->	VEN	BS-5001		SOL	BS-5877	
1.4 TCe (BZ0F, BZ1V)	96/131	04/09->	VEN	BS-5001		SOL	BS-5877	
1.5 dCi	78/106	02/09->	VEN	BS-5001		SOL	BS-5877	
1.5 dCi	70/95	11/13->	VEN	BS-5001		SOL	BS-5877	
1.5 dCi	63/86	12/09->	VEN	BS-5001		SOL	BS-5877	
1.5 dCi (BZ09, BZ0D)	81/110	02/09->	VEN	BS-5001		SOL	BS-5877	
1.5 dCi (BZ0C)	66/90	11/08->	VEN	BS-5001		SOL	BS-5877	
1.6 16V	82/111	11/08->	VEN	BS-5001		SOL	BS-5877	
1.6 16V (BZ0H)	74/101	11/08->	VEN	BS-5001		SOL	BS-5877	
1.6 16V (BZ1B, BZ1H)	81/110	11/08->	VEN	BS-5001		SOL	BS-5877	
1.6 16V Bifuel (BZ03)	81/110	11/08->	VEN	BS-5001		SOL	BS-5877	
1.6 dCi (BZ00, BZ12)	96/130	04/11->	VEN	BS-5001		SOL	BS-5877	
1.9 dCi (BZ0N, BZ0J)	96/131	11/08->	VEN	BS-5001		SOL	BS-5877	
2.0 CVT (BZ0G, BZ1P)	103/140	02/09->	VEN	BS-5001		SOL	BS-5877	
2.0 dCi	120/163	07/12->	VEN	BS-5590		SOL	BS-5877	
2.0 dCi (BZ0L)	118/160	04/09->	VEN	BS-5590		SOL	BS-5877	
2.0 dCi (BZ0Y)	110/150	10/10->	VEN	BS-5590		SOL	BS-5877	
2.0 TCe	140/190	06/12->	VEN	BS-5590		SOL	BS-5877	
2.0 TCe (BZ0K)	132/180	11/08->	VEN	BS-5590		SOL	BS-5877	
2.0 TCe 220	162/220	11/13->				SOL	BS-5877	
<b>MEGANE IV </b>								
1.2 TCe 130	97/130	11/15->	VEN	BS-5001				

	<b>kW/HP</b>		<b>Type</b>			<b>Type</b>		
1.5 dCi 110	81/110	11/15->	VEN	BS-5001				
1.5 dCi 90	66/90	11/15->	VEN	BS-5001				
<b>MEGANE Scenic (JA0/1_) </b>								
1.4 i (JA0E)	55/75	01/97->09/99	VEN	BS-5107		DRUM	BS-5478	02/97->
1.6 16V (JA0B, JA04, JA11)	79/107	04/98->10/99	VEN	BS-5214	10/98->	DRUM	BS-5478	
1.6 e (JA0F)	66/90	10/96->10/99	VEN	BS-5107	->01/97; MT	DRUM	BS-5478	02/97->
			VEN	BS-5214	02/97->; MT			
1.6 i (JA0L)	55/75	01/97->09/99	VEN	BS-5107	->09/98	DRUM	BS-5478	02/97->
			VEN	BS-5214	10/98->			
1.9 D (JA0J)	47/64	03/97->09/99	VEN	BS-5214		DRUM	BS-5478	
1.9 dT (JA0K, JA0Y)	66/90	01/97->09/99				DRUM	BS-5478	
1.9 dTi (JA0N)	72/98	04/97->09/99	VEN	BS-5214		DRUM	BS-5478	
2.0 i (JA0G)	84/114	01/97->09/99	VEN	BS-5107	->02/99	DRUM	BS-5090	
			VEN	BS-5214	03/99->	DRUM	BS-5478	
2.0 i (JA0G)	80/109	01/99->09/99	VEN	BS-5107		DRUM	BS-5478	
			VEN	BS-5214				
<b>MODUS / GRAND MODUS (F/JP0_) </b>								
1.2	76/103	04/11->	VEN	BS-5231		SOL	BS-5232	+ ABS
1.2 (FP0C, FP0K, FP0P)	48/65	05/05->	VEN	BS-5231		SOL	BS-5232	
1.2 (JP0C, JP0K, FP0C, FP0K, FP0P, JP0P, JP0T)	55/75	12/04->	VEN	BS-5231		SOL	BS-5232	
1.2 (JP0S)	58/78	12/04->	VEN	BS-5231		SOL	BS-5232	+ ABS
1.2 16V Hi-Flex	55/75	10/08->	VEN	BS-5231		SOL	BS-5232	+ ABS
1.2 16V (JP0W)	74/101	05/07->	VEN	BS-5231		SOL	BS-5232	+ ABS
1.4 (JP01, JP0J)	72/98	12/04->	VEN	BS-5231		SOL	BS-5232	
1.5 dCi (FP0D, JP0D)	60/82	09/04->	VEN	BS-5231		SOL	BS-5232	+ ABS
1.5 dCi (FP0E, JP0E)	48/65	12/04->	VEN	BS-5231		SOL	BS-5232	+ ABS
1.5 dCi (FP0F, JP0F)	63/86	12/04->	VEN	BS-5231		SOL	BS-5232	
1.5 dCi (FP0G, JP0G)	50/68	12/04->	VEN	BS-5231		SOL	BS-5232	
1.5 dCi (JP02)	76/103	05/07->	VEN	BS-5231		SOL	BS-5232	
1.5 dCi (JP0G, JP0H)	78/106	05/05->	VEN	BS-5231		SOL	BS-5232	+ ABS
1.5 dCi 75	55/75	10/10->	VEN	BS-5231				
1.5 dCi 90	65/88	10/10->	VEN	BS-5231				
1.6 (JP03, JP0B, JP0U, JP0Y, JP1G)	82/112	12/04->	VEN	BS-5231		SOL	BS-5232	
1.6 (JP0L, JP0V)	65/88	12/04->	VEN	BS-5231		SOL	BS-5232	
<b>RAPID Box (F40_, G40_) </b>								
1.0	27/37	02/86->05/92	SOL	BS-5105	10/86->; ->08/91			
1.0	31/42	09/85->08/91	SOL	BS-5105	10/86->			
1.1	34/46	09/85->08/91	SOL	BS-5105	10/86->			

	kW/HP		Type			Type		
1.2	48/65	05/95->11/98	SOL	BS-5105				
1.2 (F406, G40A)	40/55	09/91->03/98	SOL	BS-5105				
1.4	59/80	05/95->08/97	SOL	BS-5105				
1.4 (F402)	43/58	07/85->08/91	SOL	BS-5105				
1.4 (F407) CAT	43/58	08/88->03/98	SOL	BS-5105				
1.4 (F40D)	58/79	01/94->03/98	SOL	BS-5105				
1.4 (F40M)	44/60	03/86->08/91	SOL	BS-5105				
1.4 (F40U, F40V)	55/75	09/91->03/98	SOL	BS-5105	->05/95			
1.6 D (F404)	40/55	03/86->08/98	SOL	BS-5105	10/86->			
1.9 D (F40R)	40/54	09/94->03/98	SOL	BS-5105	05/95->			

### SANDERO/STEPWAY I










			SOL	BS-5105	- ABS			
1.4	55/75	02/09->	VEN	BS-5107				
			SOL	BS-5179	+ ABS			
1.6	64/87	02/09->	SOL	BS-5105	- ABS	DRUM	BS-5090	- ABS
			VEN	BS-5107				
			SOL	BS-5179	+ ABS	DRUM	BS-5124	- ABS
1.6	62/84	11/10->	SOL	BS-5105	- ABS	DRUM	BS-5090	- ABS
			VEN	BS-5107				
			SOL	BS-5179	+ ABS	DRUM	BS-5124	- ABS
1.6	75/102	12/07->	SOL	BS-5105		DRUM	BS-5090	
			VEN	BS-5107				
			SOL	BS-5179		DRUM	BS-5124	- ABS
1.6	76/103	12/07->	SOL	BS-5105		DRUM	BS-5090	
			VEN	BS-5107				
			SOL	BS-5179		DRUM	BS-5124	- ABS









### SANDERO/STEPWAY II







1.6	75/102	04/14->	VEN	BS-5890				
-----	--------	---------	-----	---------	--	--	--	--

### SCÉNIC I (JA0/1\_)

1.4 16V (JA0D, JA1H, Ja0W, JA10)	70/95	09/99->08/03	VEN	BS-5214		DRUM	BS-5478	- ABS
1.6	79/107	09/99->09/03	VEN	BS-5214				
1.8 16V (JA12, JA1R, JA1M, JA1A)	85/115	01/01->08/03	VEN	BS-5214				
1.8 4x4	85/116	07/00->04/01	VEN	BS-5214				
1.9 dCi (JA05, JA1F)	75/102	09/99->08/03	VEN	BS-5214				
1.9 dCi RX4	74/101	12/02->08/03	VEN	BS-5214				
1.9 dTi (JA0N)	72/98	09/99->08/03	VEN	BS-5214				
1.9 dTi (JA1U)	59/80	02/01->08/03	VEN	BS-5214				
2.0 16V	103/140	09/99->08/03	VEN	BS-5214				
2.0 16V (JA1B, JA1D)	102/139	07/00->08/03	VEN	BS-5214				

	<b>kw/HP</b>		<b>Type</b>			<b>Type</b>			
2.0 16V RX4	102/139	06/00->08/03	VEN	BS-5214	05/01->				
<b>SCÉNIC II (JM0/1_) </b>									
1.4 (JM0B, JM0H, JM1A)	72/98	06/03->	VEN	BS-5214		SOL	BS-5213		
1.5 dCi (JM02, JM13)	74/101	11/03->	VEN	BS-5214		SOL	BS-5213		
1.5 dCi (JM0F)	60/82	06/03->	VEN	BS-5214		SOL	BS-5213		
1.5 dCi (JM16)	76/103	01/07->	VEN	BS-5404		SOL	BS-5213		
1.5 dCi (JM1E)	78/106	05/05->	VEN	BS-5214		SOL	BS-5213		
1.5 dCi (JM1F)	63/86	05/05->	VEN	BS-5214		SOL	BS-5213		
1.6 (JM0C, JM0J, JM1B)	83/113	06/03->	VEN	BS-5214		SOL	BS-5213		
1.6 16V (JM1R)	82/112	10/05->	VEN	BS-5214		SOL	BS-5213		
1.9 D	85/116	06/06->	VEN	BS-5404		SOL	BS-5213		
1.9 dCi (JM0G, JM12, JM1G, JM2C)	88/120	06/03->	VEN	BS-5404		SOL	BS-5213		
1.9 dCi (JM14)	96/131	05/05->	VEN	BS-5404		SOL	BS-5213	short base	
1.9 dCi (JM15)	81/110	05/05->	VEN	BS-5404		SOL	BS-5213		
2.0 (JM05, JM0U, JM1N, JM1U, JM2V)	99/135	06/03->	VEN	BS-5404		SOL	BS-5213		
2.0 16V Turbo (JM0W)	120/163	05/04->	VEN	BS-5404		SOL	BS-5213		
2.0 dCi (JM1K)	110/150	09/05->				SOL	BS-5862		
<b>SCÉNIC III (JZ0/1_) </b>									
1.2 TCe	85/116	04/12->	VEN	BS-5590		SOL	BS-5878		
1.2 TCe (JZ16)	97/132	01/13->	VEN	BS-5590		SOL	BS-5878		
1.4 16V (JZ0F)	96/131	02/09->	VEN	BS-5590		SOL	BS-5878		
1.5 dCi	78/106	02/09->	VEN	BS-5590		SOL	BS-5878		
1.5 dCi	81/110	04/09->	VEN	BS-5001	Ø wheel 15` in	SOL	BS-5878		
			VEN	BS-5590	Ø wheel 16` in; Ø wheel 17` in				
1.5 dCi	63/86	04/09->	VEN	BS-5001		SOL	BS-5878		
1.5 dCi	70/95	11/10->	VEN	BS-5590		SOL	BS-5878		
1.6 16V (JZ0U)	81/110	02/09->	VEN	BS-5001		SOL	BS-5878		
1.6 dCi (JZ00, JZ12)	96/130	04/11->	VEN	BS-5590		SOL	BS-5878		
1.6 E85 (JZ03)	81/110	02/09->	VEN	BS-5001		SOL	BS-5878		
1.9 dCi	96/131	02/09->	VEN	BS-5590		SOL	BS-5878		
2.0 16V (JZ0G, JZ1E)	103/140	02/09->	VEN	BS-5590		SOL	BS-5878		
2.0 dCi (JZ0L)	118/160	04/09->	VEN	BS-5590					
2.0 dCi (JZ0Y)	110/150	02/09->	VEN	BS-5590					
<b>SUPER 5 (B/C40_) </b>									
1.0 (B/C/400)	30/41	10/84->10/88				DRUM	BS-5288		
1.1 (B/C/401)	34/46	10/84->10/88				DRUM	BS-5085		
						DRUM	BS-5288		
1.1 (B/C/401, B/C40H)	33/45	01/86->03/95				DRUM	BS-5085	07/89->	
						DRUM	BS-5288	->06/89	

	kW/HP		Type			Type		
1.4 (B/C/407) CAT	43/58	10/85->12/96	SOL	BS-5105		DRUM	BS-5288	
1.4 (B/C402)	43/59	10/84->06/88	SOL	BS-5105	04/85->	DRUM	BS-5288	04/85->
1.4 (B/C403)	52/71	10/84->07/89	SOL	BS-5105	MD C403	DRUM	BS-5288	
1.4 (B/C40J)	49/67	06/87->07/89	SOL	BS-5105	MD C403	DRUM	BS-5085	
						DRUM	BS-5288	
1.4 (B/C40M)	44/60	06/87->08/90	SOL	BS-5105		DRUM	BS-5288	
1.4 Turbo (C405)	88/120	04/85->08/90	VEN	BS-5106				
1.6 D (B/C/404)	40/55	08/85->12/96	SOL	BS-5105	->04/96	DRUM	BS-5288	->04/96
1.7 (B/C408)	54/73	10/86->03/95	SOL	BS-5105	02/87->; ->01/92	DRUM	BS-5288	02/87->; ->01/92
1.7 (B/C40K, B/C40G)	64/87	06/87->03/95	VEN	BS-5106		DRUM	BS-5288	->01/92
1.7 i (C409)	69/94	10/86->08/91	VEN	BS-5106	02/87->	DRUM	BS-5288	07/87->; ->06/89
<b>SYMBOL II (LU1/2.)</b> 								
1.2 16V (LU2V)	55/75	09/08->	SOL	BS-5105		DRUM	BS-5085	- ABS; MD Symbol
						DRUM	BS-5090	+ ABS; MD Symbol; - ABS; MD Thalia
						DRUM	BS-5518	+ ABS
1.5 dCi	62/85	09/08->	VEN	BS-5106	engine K9K718	DRUM	BS-5090	engine K9K718
						DRUM	BS-5124	engine K9K718
						DRUM	BS-5518	engine K9K718
1.5 dCi	47/64	09/08->	VEN	BS-5106		DRUM	BS-5090	
						DRUM	BS-5124	- ABS
						DRUM	BS-5518	+ ABS
1.6 16V	77/105	09/08->	VEN	BS-5107		DRUM	BS-5090	
						DRUM	BS-5124	+ ABS; - ABS
<b>THALIA I (LB0/1/2.)</b> 								
1.2 16V	55/75	04/02->	SOL	BS-5105	MD Clío Thalia	DRUM	BS-5085	- ABS; MD Clío Symbol
			VEN	BS-5107	MD Symbol	DRUM	BS-5090	+ ABS
1.4	55/75	08/00->	SOL	BS-5105	MD Thalia	DRUM	BS-5124	+ ABS; MD Clío Symbol; ->08/08; MD Thalia
						DRUM	BS-5085	- ABS; MD Symbol
			VEN	BS-5106	DRUM	BS-5090	+ ABS; MD Symbol; - ABS; MD Thalia	
					DRUM	BS-5124	+ ABS; MD Symbol; - ABS; MD Thalia	
1.4 16V	72/98	08/00->	VEN	BS-5106	->10/03	DRUM	BS-5518	+ ABS; MD Thalia
						DRUM	BS-5090	->11/02; + ABS
						DRUM	BS-5124	->11/02; + ABS; 12/02->; ->10/03
1.5 dCi	50/68	02/03->	VEN	BS-5106		DRUM	BS-5090	->10/03; + ABS
						DRUM	BS-5124	->10/03; + ABS
			VEN	BS-5107		DRUM	BS-5518	->10/03; + ABS

	kW/HP		Type			Type		
1.5 dCi	48/65	04/02->	VEN	BS-5106	->10/03; + ABS	DRUM	BS-5090	12/02->; ->10/03; + ABS
			VEN	BS-5107	->10/03	DRUM	BS-5124	->11/02; + ABS; 12/02->; ->10/03
			VEN	BS-5107	->10/03	DRUM	BS-5518	12/02->; ->10/03; + ABS
1.5 dCi	60/82	06/01->	VEN	BS-5106	->10/03; + ABS	DRUM	BS-5090	->11/02; + ABS; 12/02->; ->10/03
			VEN	BS-5107	->10/03	DRUM	BS-5124	->11/02; + ABS; 12/02->; ->10/03
			VEN	BS-5107	->10/03	DRUM	BS-5518	12/02->; ->10/03; + ABS
1.5 dCi	47/64	06/05->	VEN	BS-5106	- ABS; ->02/09	DRUM	BS-5090	+ ABS
			VEN	BS-5107	+ ABS; ->02/09	DRUM	BS-5124	- ABS
			VEN	BS-5107	+ ABS; ->02/09	DRUM	BS-5518	+ ABS
1.9 D	48/65	02/98->05/01	SOL	BS-5105	- ABS	DRUM	BS-5085	- ABS
			VEN	BS-5106	- ABS	DRUM	BS-5090	+ ABS
			VEN	BS-5106	- ABS	DRUM	BS-5124	+ ABS

#### TRAFIC II Box (FL)












1.9 dCi 100 (FL0C)	74/101	03/01->	VEN	BS-5141
1.9 dCi 80 (FL0B)	60/82	03/01->	VEN	BS-5141
2.0 (FL0A)	88/120	03/01->	VEN	BS-5141
2.0 16V	86/117	08/06->	VEN	BS-5141
2.0 dCi 115 (FL0I, FL0U)	84/114	08/06->	VEN	BS-5141
2.0 dCi 90 (FL0H)	66/90	08/06->	VEN	BS-5141
2.5 dCi 135 (FL0D)	99/135	05/03->	VEN	BS-5141
2.5 dCi 145 (FL0J)	107/146	08/06->	VEN	BS-5141

#### TRAFIC II Bus (JL)










1.9 dCi 100 (JL0C)	74/101	03/01->	VEN	BS-5141
1.9 dCi 80 (JL0B)	60/82	03/01->	VEN	BS-5141
2.0 (JL0A)	88/120	03/01->	VEN	BS-5141
2.0 16V	86/117	08/06->	VEN	BS-5141
2.0 dCi 115 (JL0H)	84/114	08/06->	VEN	BS-5141
2.0 dCi 90 (JL0H)	66/90	08/06->	VEN	BS-5141
2.5 dCi 115	84/114	02/08->	VEN	BS-5141
2.5 dCi 135 (JL0D)	99/135	05/03->	VEN	BS-5141
2.5 dCi 145 (JL0J)	107/146	08/06->	VEN	BS-5141












#### TRAFIC II Platform/Chassis (EL)

1.9 dCi 100 (EL0C)	74/101	03/01->	VEN	BS-5141	->07/06
1.9 dCi 80 (EL0B)	60/82	03/01->	VEN	BS-5141	->07/06
2.0 (EL0A)	88/120	03/01->	VEN	BS-5141	
2.0 16V	86/117	08/06->	VEN	BS-5141	
2.0 dCi 115 (EL0H)	84/114	08/06->	VEN	BS-5141	
2.0 dCi 90 (EL0H)	66/90	08/06->	VEN	BS-5141	
2.5 dCi 135 (EL0D)	99/135	03/01->	VEN	BS-5141	->07/06

	<b>kW/HP</b>		<b>Type</b>			<b>Type</b>			
2.5 dCi 145 (ELOJ)	107/146	08/06->	VEN	BS-5141					
<b>TWINGO I (C06_) </b>									
1.2 (C063, C064)	40/55	03/93->10/96				DRUM	BS-5288		
			SOL	BS-5105	AT; MD C066	DRUM	BS-5085	- ABS; ->06/07	
1.2 (C066, C068)	43/58	05/96->	VEN	BS-5107	MD C066; ->06/07; ->11/03; MD C06G	DRUM	BS-5090	+ ABS	
			SOL	BS-5179	11/03->; MD C06G	DRUM	BS-5124	+ ABS; ->06/07	
1.2 (C067)	40/54	05/96->	SOL	BS-5105	AT; ->03/07	DRUM	BS-5085	->03/07	
			SOL	BS-5105	AT; MD C066; MD C067	DRUM	BS-5085	- ABS	
1.2 16V (C060)	44/60	08/04->06/07	VEN	BS-5107	MD C066; MD C067	DRUM	BS-5090	+ ABS	
			SOL	BS-5179	MD C068; MD C06G; MD C06Y	DRUM	BS-5124	+ ABS	
			SOL	BS-5105	+ H/D; ->06/07	DRUM	BS-5090	->06/07	
1.2 16V (C06C, C06D, C06K)	55/75	01/01->	VEN	BS-5107	->06/07				
			SOL	BS-5179	- H/D; ->06/07	DRUM	BS-5124	->06/07	
			VEN	BS-5107		DRUM	BS-5090		
1.2 LPG	44/60	10/03->				SOL	BS-5179		
						DRUM	BS-5124		
<b>TWINGO II (CN0_) </b>									
1.2 (CN0D)	43/58	03/07->		BS-5107					
			SOL	BS-5179					
1.2 16V (CN04, CN0A, CN0B)	55/75	03/07->	VEN	BS-5107					
1.2 16V (CN0K, CN0V)	56/76	03/07->	VEN	BS-5107					
1.2 TCe 100 (CN0P)	75/102	02/11->	VEN	BS-5107					
1.2 Turbo (CN0C, CN0F)	74/100	03/07->	VEN	BS-5107	08/07->				
			VEN	BS-5107					
1.5 dCi (CN0E)	47/64	03/07->		BS-5179					
			SOL	BS-5179					
1.5 dCi (CN0U)	62/84	04/08->	VEN	BS-5107					
1.5 dCi 75	55/75	10/10->	VEN	BS-5107					
1.5 dCi 90	63/86	10/10->	VEN	BS-5107					
1.6 RS (CN0N, CN0R, CN0S)	98/133	05/08->	VEN	BS-5214		SOL	BS-5232		
<b>TWINGO III </b>									
0.9 TCe 90	66/90	09/14->	VEN	BS-5890					
1.0 SCe 70	52/71	09/14->	VEN	BS-5890					
<b>WIND (E4M_) </b>									
1.2 (E4MF)	74/101	07/10->	VEN	BS-5214		SOL	BS-5232		
1.2 TCe 100 (E4MA)	75/102	02/11->	VEN	BS-5214		SOL	BS-5232		
1.6 (E4MB, E4MC)	98/133	07/10->	VEN	BS-5214		SOL	BS-5232		
<b>ROVER</b>									
<b>200 (RF) </b>									
211	44/60	01/98->03/00	SOL	BS-5204		SOL	BS-5131		



	kw/HP		Type			Type			
214 i	55/75	11/95->03/00	VEN	BS-5168		SOL	BS-5131		
			SOL	BS-5204					
214 Si	76/103	11/95->03/00	VEN	BS-5168 + ABS		SOL	BS-5131	+ ABS	
			SOL	BS-5204 - ABS					
216 Si	82/112	11/95->03/00	VEN	BS-5168 + ABS		SOL	BS-5131	+ ABS	
			SOL	BS-5204 - ABS					
218 K Vi	107/146	11/95->03/00	VEN	BS-5168 03/96->; ->06/99		SOL	BS-5131	03/96->; ->06/99	
218 Si	88/120	08/99->03/00	VEN	BS-5168		SOL	BS-5131		
220 D/SD	63/86	11/95->03/00	VEN	BS-5168 ->06/99; + ABS		SOL	BS-5131	->06/99; + ABS	
			SOL	BS-5204 - ABS					
220 SDi	77/105	11/95->03/00	VEN	BS-5168 + ABS		SOL	BS-5131	+ ABS	
			SOL	BS-5204 - ABS					
<b>200 Coupe (XW) </b>									
216	82/112	01/96->12/97	VEN	BS-5168 + ABS		SOL	BS-5131	+ ABS	
			SOL	BS-5204 - ABS					
216	90/122	10/92->06/99				SOL	BS-5131	->02/96; + ABS	
220 GSi	100/136	05/94->06/99	VEN	BS-5168 ch.240001->		SOL	BS-5131	->09/97	
220 Turbo	147/200	10/92->06/99				SOL	BS-5131	->12/95	
<b>200 Hatchback (XW) </b>									
214	55/75	09/93->10/95				SOL	BS-5131	+ ABS	
214 GSi/Si	70/95	01/90->10/95				SOL	BS-5131	+ ABS	
214 GSi/Si	76/103	12/92->10/95				SOL	BS-5131	+ ABS	
214 Si/Gsi	66/90	10/89->10/95				SOL	BS-5131	+ ABS	
216 GSi	82/112	10/89->10/95				SOL	BS-5131	+ ABS	
216 GTi	90/122	09/90->10/95				SOL	BS-5131	+ ABS	
218 TD	65/88	09/91->10/95				SOL	BS-5131	->09/92; + ABS	
220 GTi	100/136	01/93->10/95	VEN	BS-5168		SOL	BS-5131		
220 GTi	103/140	09/91->10/95				SOL	BS-5131		
220 Turbo	147/200	01/93->10/95				SOL	BS-5131		
<b>25 (RF) </b>									
1.1 16V	55/75	01/04->05/05	SOL	BS-5204		SOL	BS-5131		
1.4 16V	62/84	10/99->05/05	SOL	BS-5204		SOL	BS-5131		
1.4 16V	76/103	10/99->05/05	VEN	BS-5168		SOL	BS-5131		
1.6 16V	80/109	10/99->05/05	VEN	BS-5168		SOL	BS-5131		
1.8 16V	107/146	02/00->05/05	VEN	BS-5168 ->05/04		SOL	BS-5131	->05/04	
1.8 16V	85/116	10/99->05/05	VEN	BS-5168		SOL	BS-5131		
2.0 iDT	83/113	01/02->12/04	VEN	BS-5168		SOL	BS-5131		
2.0 iDT	74/101	10/99->05/05	VEN	BS-5168		SOL	BS-5131		

			Type			Type		
<b>400 (RT)</b> 								
414	55/75	03/96->12/99	VEN	BS-5168		SOL	BS-5131	
414 Si	76/103	05/95->03/00	VEN	BS-5168	03/96->; ->06/99; + ABS	SOL	BS-5131	+ ABS
			SOL	BS-5204	03/96->; ->06/99; - ABS			
416 Si	82/112	05/95->03/00	VEN	BS-5168		SOL	BS-5131	+ ABS
416 Si	83/113	05/95->03/00	VEN	BS-5168	03/96->; ->06/99; + ABS	SOL	BS-5131	03/96->; ->06/99; + ABS
416 Si	85/116	05/95->03/00	VEN	BS-5168		SOL	BS-5131	
420 D	63/86	11/95->03/00	SOL	BS-5204		SOL	BS-5131	
420 Di	77/105	05/95->03/00	SOL	BS-5204		SOL	BS-5131	
420 Si Lux	100/136	12/95->03/00	VEN	BS-5168	->06/99; + ABS	SOL	BS-5131	->06/99; + ABS
<b>400 (XW)</b> 								
414 GSI/SI	66/90	04/90->04/95				SOL	BS-5131	+ ABS
414 GSI/SI CAT	76/103	01/93->04/95				SOL	BS-5131	+ ABS
416 GSI	82/112	04/90->04/95				SOL	BS-5131	+ ABS
416 GTI	90/122	04/90->04/95				SOL	BS-5131	+ ABS
418 D	49/67	09/91->04/95				SOL	BS-5131	->09/92; + ABS
418 TD	65/88	09/91->04/95				SOL	BS-5131	+ ABS
420 GSI/SLI/GTI/Vite	100/136	01/93->04/95				SOL	BS-5131	
420 GTI/GSI/Vitesse	103/140	02/92->04/95				SOL	BS-5131	
420 Turbo	147/200	01/93->04/95				SOL	BS-5131	
<b>400 Hatchback (RT)</b> 								
414	55/75	03/96->12/97	VEN	BS-5168	+ ABS	SOL	BS-5131	+ ABS
			SOL	BS-5204	- ABS			
414 Si	76/103	05/95->03/00	VEN	BS-5168	03/96->; + ABS	SOL	BS-5131	+ ABS
			SOL	BS-5204	03/96->; - ABS			
416 Si	82/112	05/95->03/00	VEN	BS-5168		SOL	BS-5131	+ ABS
416 Si	83/113	06/95->03/00	VEN	BS-5168	03/96->; ->06/99; + ABS	SOL	BS-5131	03/96->; ->06/99; + ABS
416 Si	85/116	06/95->03/00	VEN	BS-5168		SOL	BS-5131	
420 D	63/86	11/95->03/00	SOL	BS-5204		SOL	BS-5131	
420 Di	77/105	05/95->03/00	SOL	BS-5204		SOL	BS-5131	
420 Si Lux	100/136	12/95->03/00	VEN	BS-5168	->06/99; + ABS	SOL	BS-5131	->06/99; + ABS
<b>400 Tourer (XW)</b> 								
1.6 i	82/112	05/94->11/98				SOL	BS-5131	10/94->; + ABS
1.6 i	90/122	05/94->11/98	VEN	BS-5168		SOL	BS-5131	10/94->; + ABS
1.8 i	107/146	06/96->11/98	VEN	BS-5168		SOL	BS-5131	
1.8 TD	65/88	09/93->11/98	VEN	BS-5168	03/96->; + ABS	SOL	BS-5131	10/94->; + ABS
			SOL	BS-5204	03/96->			
2.0 i	100/136	05/94->11/98				SOL	BS-5131	10/94->; ->02/96



kW/HP



Type



Type



## 45 (RT)

1.4	76/103	02/00->05/05	VEN	BS-5168	SOL	BS-5131
			SOL	BS-5204		
1.6	80/109	02/00->05/05	VEN	BS-5168	SOL	BS-5131
			SOL	BS-5204		
1.8	86/117	02/00->05/05	VEN	BS-5168	SOL	BS-5131
			SOL	BS-5204		
2.0 iDT	83/113	01/04->05/05	VEN	BS-5168	SOL	BS-5131
			SOL	BS-5204		
2.0 iDT	74/101	02/00->05/05	VEN	BS-5168	SOL	BS-5131
			SOL	BS-5204		
2.0 V6	110/150	02/00->05/05	VEN	BS-5168	SOL	BS-5131
			SOL	BS-5204		

## 45 Saloon (RT)












1.4	76/103	02/00->05/05	VEN	BS-5168	SOL	BS-5131
			SOL	BS-5204		
1.6	80/109	02/00->05/05	VEN	BS-5168	SOL	BS-5131
			SOL	BS-5204		
1.8	86/117	02/00->05/05	VEN	BS-5168	SOL	BS-5131
			SOL	BS-5204		
2.0 iDT	83/113	01/04->05/05	VEN	BS-5168	SOL	BS-5131
			SOL	BS-5204		
2.0 iDT	74/101	02/00->05/05	VEN	BS-5168	SOL	BS-5131
			SOL	BS-5204		
2.0 V6	110/150	02/00->05/05	VEN	BS-5168	SOL	BS-5131
			SOL	BS-5204		













## 600 (RH)









618 i/Si	85/115	03/96->02/99	VEN	BS-5164	MT	SOL	BS-5682	AT
			VEN	BS-5739	AT			
620 i	85/115	08/93->06/96	VEN	BS-5739		SOL	BS-5682	
620 Sdi	77/105	12/94->02/99	VEN	BS-5164		SOL	BS-5682	
620 Si	96/131	08/93->02/99	VEN	BS-5164	MT	SOL	BS-5682	AT
			VEN	BS-5739	AT			
620 Ti Vitesse	147/200	07/94->02/99	VEN	BS-5739	->02/96	SOL	BS-5682	
623 Si	116/158	08/93->02/99	VEN	BS-5739		SOL	BS-5682	








## 75 (RJ)








1.8	88/120	02/99->05/05	VEN	BS-5811		SOL	BS-5808	
1.8 Turbo	110/150	05/03->05/05	VEN	BS-5811	->04/05	SOL	BS-5808	->04/05
2.0 CDT	85/115	02/99->05/05	VEN	BS-5811		SOL	BS-5808	

	kw/HP		Type			Type		
2.0 CDTi	96/131	02/03->05/05	VEN	BS-5811	->04/05	SOL	BS-5808	->04/05
2.0 V6	110/150	02/99->05/05	VEN	BS-5811	->03/03	SOL	BS-5808	->03/03
2.5 V6	129/175	02/99->10/01	VEN	BS-5811		SOL	BS-5808	
2.5 V6	130/177	10/01->05/05	VEN	BS-5811	->10/02	SOL	BS-5808	->10/02
<b>75 Tourer (RJ)</b> 								
1.8	88/120	08/01->05/05	VEN	BS-5811	->10/02	SOL	BS-5808	->10/02
1.8 Turbo	110/150	05/03->05/05	VEN	BS-5811	->04/05	SOL	BS-5808	->04/05
2.0 CDT	85/115	08/01->05/05	VEN	BS-5811	->10/02	SOL	BS-5808	->10/02
2.0 CDTi	96/131	02/03->05/05	VEN	BS-5811	->04/05	SOL	BS-5808	->04/05
2.0 V6	110/150	08/01->05/05	VEN	BS-5811	->10/02	SOL	BS-5808	->10/02
2.5 V6	130/177	08/01->05/05	VEN	BS-5811	->10/02	SOL	BS-5808	->10/02
<b>CABRIOLET (XW)</b> 								
214 1.4	66/90	01/92->11/99	SOL	BS-5204	10/92-> ->06/99	SOL	BS-5131	->09/97; + ABS
214 1.4	70/95	04/90->09/92				SOL	BS-5131	+ ABS
214 1.4i 16V	76/103	01/93->11/99	SOL	BS-5204	->06/99	SOL	BS-5131	->09/97; + ABS
216 1.6i	90/122	01/92->11/99				SOL	BS-5131	->02/96; + ABS
216 1.6i 16V	82/111	01/96->11/99	VEN	BS-5168	->06/99; + ABS	SOL	BS-5131	->06/99; + ABS
			SOL	BS-5204	->06/99			
<b>COUPE</b> 								
1.6 16 V	82/111	03/96->11/99	VEN	BS-5168	->06/99; + ABS	SOL	BS-5131	->06/99; + ABS
			SOL	BS-5204	->06/99			
1.8 16 V	107/145	03/96->11/99	VEN	BS-5168	->06/99	SOL	BS-5131	->06/99
<b>STREETWISE</b> 								
1.4	76/103	08/03->05/05	VEN	BS-5168		SOL	BS-5131	
1.4	62/84	08/03->05/05	SOL	BS-5204		SOL	BS-5131	
2.0 TD	74/101	08/03->05/05	VEN	BS-5168		SOL	BS-5131	
<b>SAAB</b>								
<b>900 I (AC4, AM4)</b> 								
2.0 -16	93/126	01/89->12/93				SOL	BS-5128	10/89->
2.0 c	74/101	07/82->12/88				SOL	BS-5128	10/87->
2.0 i	81/110	09/85->08/90				SOL	BS-5128	
2.0 i	85/115	11/80->08/90				SOL	BS-5128	10/87-> ->09/89
2.0 S Turbo-16	107/146	01/92->12/93				SOL	BS-5128	
2.0 S Turbo-16	104/141	07/91->12/93				SOL	BS-5128	
2.0 Turbo-16	118/160	11/85->12/93				SOL	BS-5128	10/89->
2.0 Turbo-16 S	129/175	01/84->12/88				SOL	BS-5128	10/87->
2.0 Turbo-16 S CAT	129/175	01/89->12/93				SOL	BS-5128	
2.1 -16	100/136	08/90->12/93				SOL	BS-5128	->07/92








	<b>kW/HP</b>		<b>Type</b>			<b>Type</b>		
<b>900 I Combi Coupe</b> 								
2.0 -16	93/126	01/89->08/92				SOL	BS-5128	10/89->
2.0 c	74/100	09/79->12/88				SOL	BS-5128	10/87->
2.0 i	81/110	09/85->08/90				SOL	BS-5128	10/89->
2.0 i	85/115	11/80->12/88				SOL	BS-5128	10/87->
2.0 S Turbo-16	104/141	09/91->07/93				SOL	BS-5128	
2.0 Turbo	103/140	10/86->12/91				SOL	BS-5128	08/87->
2.0 Turbo-16	132/180	01/93->06/94				SOL	BS-5128	->10/93
2.0 Turbo-16	118/160	11/85->06/94				SOL	BS-5128	10/87->
2.0 Turbo-16 S	129/175	02/84->12/88				SOL	BS-5128	10/87->
2.0 Turbo-16 S CAT	125/170	01/89->12/93				SOL	BS-5128	
2.1 -16	100/136	09/90->07/93				SOL	BS-5128	->07/92
<b>900 I Convertible</b> 								
2.0	107/145	05/91->10/93				SOL	BS-5128	
2.0 -16	93/126	01/90->06/94				SOL	BS-5128	->10/93
2.0 S Turbo-16	104/141	09/91->06/94				SOL	BS-5128	
2.0 Turbo-16	118/160	11/86->06/94				SOL	BS-5128	10/87->; ->10/93
2.0 Turbo-16 S	129/175	11/86->06/94				SOL	BS-5128	10/87->
2.1 -16	100/136	08/90->06/94				SOL	BS-5128	->07/92
<b>900 II</b> 								
2.0 -16 Turbo	136/185	07/93->02/98	VEN	BS-5099	08/96->	SOL	BS-5163	08/96->
2.0 i	96/131	08/94->02/98	VEN	BS-5099	08/96->	SOL	BS-5163	08/96->
2.3 -16	110/150	07/93->02/98	VEN	BS-5099	08/96->	SOL	BS-5163	08/96->
2.5 -24 V6	125/170	07/93->02/98	VEN	BS-5099	08/96->	SOL	BS-5163	08/96->
<b>900 II Convertible</b> 								
2.0 -16 Turbo	136/185	12/93->02/98	VEN	BS-5099	08/96->	SOL	BS-5163	08/96->
2.0 i	96/131	12/93->02/98	VEN	BS-5099	08/96->	SOL	BS-5163	08/96->
2.3 -16	110/150	12/93->02/98	VEN	BS-5099	08/96->	SOL	BS-5163	08/96->
2.5 -24 V6	125/170	12/93->02/98	VEN	BS-5099	08/96->	SOL	BS-5163	08/96->
<b>900 II Coupe</b> 								
2.0 -16 Turbo	136/185	12/93->02/98	VEN	BS-5099	08/96->	SOL	BS-5163	08/96->
2.0 i	96/131	08/94->02/98	VEN	BS-5099	08/96->	SOL	BS-5163	08/96->
2.3 -16	110/150	12/93->02/98	VEN	BS-5099	08/96->	SOL	BS-5163	08/96->
2.5 -24 V6	125/170	12/93->02/98	VEN	BS-5099	08/96->	SOL	BS-5163	08/96->
<b>9000</b> 								
2.0 -16	94/128	01/89->01/93				SOL	BS-5128	
2.0 -16 CD	96/131	09/93->12/98				SOL	BS-5128	10/94->
2.0 -16 CD	110/150	09/93->12/98				SOL	BS-5128	10/94->
2.0 -16 Turbo	129/175	04/85->12/91				SOL	BS-5128	10/87->; ->05/89


	kW/HP		Type			Type			
2.0 -16 Turbo	118/160	05/88->08/93				SOL	BS-5128	->05/89	
2.0 -16 Turbo CD	120/163	09/88->08/93				SOL	BS-5128	->05/89	
2.0 -16 Turbo CD	136/185	09/89->12/98				SOL	BS-5128		
2.0 -16 Turbo CD	108/147	09/92->12/98				SOL	BS-5128	10/94->	
2.3 -16 CD	107/146	08/89->12/98				SOL	BS-5128	->10/94	
2.3 -16 CD Turbo	147/200	07/90->12/98				SOL	BS-5128		
2.3 -16 CDE	108/147	09/93->12/98				SOL	BS-5128		
2.3 -16 CDE Eco-Power	125/170	09/93->12/98				SOL	BS-5128		
2.3 -16 Turbo	143/195	09/90->08/93				SOL	BS-5128	09/91->	
3.0 -24 V6 CD/CDE	155/211	07/94->12/98				SOL	BS-5128		
<b>9000 Hatchback</b> 									
2.0 -16	92/125	12/85->12/88				SOL	BS-5128		
2.0 -16	94/128	12/85->08/88				SOL	BS-5128		
2.0 -16 CS	94/128	01/89->12/98				SOL	BS-5128	->09/94	
2.0 -16 CS	96/131	09/93->12/98				SOL	BS-5128	10/94->	
2.0 -16 ND Turbo	110/150	09/93->12/98				SOL	BS-5128	10/94->	
2.0 -16 Turbo	120/163	05/88->08/93				SOL	BS-5128	->05/89	
2.0 -16 Turbo	127/172	06/89->12/92				SOL	BS-5128	->12/91	
2.0 -16 Turbo	118/160	09/84->08/93				SOL	BS-5128	10/87-;> ->05/89	
2.0 -16 Turbo	129/175	09/84->12/91				SOL	BS-5128		
2.0 -16 Turbo CS	136/185	09/88->12/98				SOL	BS-5128		
2.3 -16 Aero CS	162/220	02/93->12/98				SOL	BS-5128		
2.3 -16 Aero CS	165/224	02/93->12/98				SOL	BS-5128		
2.3 -16 CS	107/146	09/89->12/98				SOL	BS-5128	->10/94	
2.3 -16 CSE	108/147	09/93->12/98				SOL	BS-5128	->10/94	
2.3 -16 CSE Eco Power	125/170	09/93->12/98				SOL	BS-5128		
2.3 -16 Turbo	143/195	09/90->12/98				SOL	BS-5128	09/91-;> ->10/94	
2.3 -16 Turbo CSE	147/200	09/93->12/98				SOL	BS-5128		
3.0 -24 V6 CS/CSE	155/211	07/94->12/98				SOL	BS-5128		
<b>9-3 [YS3D]</b> 									
2.0 i	96/131	02/98->09/02	VEN	BS-5099		SOL	BS-5163		
2.0 SE Turbo	147/200	02/98->09/02	VEN	BS-5099	- sport susp.	SOL	BS-5163		
			VEN	BS-5294	+ sport susp.				
2.0 Turbo	110/150	01/01->09/02	VEN	BS-5099		SOL	BS-5163		
2.0 Turbo	136/185	02/98->09/02	VEN	BS-5099		SOL	BS-5163		
2.0 Turbo	113/154	10/98->09/02	VEN	BS-5099	- sport susp.	SOL	BS-5163		
			VEN	BS-5294	+ sport susp.				









	<b>kW/HP</b>		<b>Type</b>			<b>Type</b>		
2.0 Turbo	151/205	10/99->09/02	VEN	BS-5099	- sport susp.	SOL	BS-5163	
			VEN	BS-5294	+ sport susp.			
2.2 TiD	85/115	02/98->11/00	VEN	BS-5099		SOL	BS-5163	
2.2 TiD	92/125	11/00->09/02	VEN	BS-5099		SOL	BS-5163	->10/01
2.3 i	110/150	02/98->09/02	VEN	BS-5099	->02/99	SOL	BS-5163	->02/99
2.3 Turbo	165/224	10/98->09/02	VEN	BS-5099		SOL	BS-5163	
<b>9-3 [YS3F] </b>								
1,8t	110/150	09/02->	VEN	BS-5383	Ø wheel 15` in	SOL	BS-5382	Ø wheel 15` in
			VEN	BS-5605	Ø wheel 16` in	VEN	BS-5604	Ø wheel 16` in
1,8t BioPower	129/175	05/09->	VEN	BS-5383	Ø wheel 15` in	SOL	BS-5382	Ø wheel 15` in
			VEN	BS-5605	Ø wheel 16` in	VEN	BS-5604	Ø wheel 16` in
1.8 i	90/122	01/04->	VEN	BS-5383	Ø wheel 15` in	SOL	BS-5382	Ø wheel 15` in
			VEN	BS-5605	Ø wheel 16` in	VEN	BS-5604	Ø wheel 16` in
1.9 TiD	88/120	09/04->	VEN	BS-5383	Ø wheel 15` in	SOL	BS-5382	Ø wheel 15` in
			VEN	BS-5605	Ø wheel 16` in	VEN	BS-5604	Ø wheel 16` in
1.9 TiD	110/150	09/04->	VEN	BS-5383	Ø wheel 15` in	SOL	BS-5382	Ø wheel 15` in
			VEN	BS-5605	Ø wheel 16` in	VEN	BS-5604	Ø wheel 16` in
1.9 TTiD	118/160	12/07->	VEN	BS-5383	Ø wheel 15` in	SOL	BS-5382	Ø wheel 15` in
			VEN	BS-5605	Ø wheel 16` in	VEN	BS-5604	Ø wheel 16` in
1.9 TTiD	96/130	12/07->	VEN	BS-5383	Ø wheel 15` in	SOL	BS-5382	Ø wheel 15` in
			VEN	BS-5605	Ø wheel 16` in	VEN	BS-5604	Ø wheel 16` in
1.9 TTiD	132/180	12/07->	VEN	BS-5383	Ø wheel 15` in	SOL	BS-5382	Ø wheel 15` in
			VEN	BS-5605	Ø wheel 16` in	VEN	BS-5604	Ø wheel 16` in
2.0 t	120/163	01/07->	VEN	BS-5383		SOL	BS-5382	
			VEN	BS-5605		VEN	BS-5604	
2.0 t	162/220	01/11->	VEN	BS-5383		SOL	BS-5382	
			VEN	BS-5605		VEN	BS-5604	
2.0 t	177/241	05/09->	VEN	BS-5383	Ø wheel 15` in	SOL	BS-5382	Ø wheel 15` in
			VEN	BS-5605	Ø wheel 16` in	VEN	BS-5604	Ø wheel 16` in
2.0 t	154/210	09/02->	VEN	BS-5383	Ø wheel 15` in	SOL	BS-5382	Ø wheel 15` in
			VEN	BS-5605	Ø wheel 16` in	VEN	BS-5604	Ø wheel 16` in
2.0 t	129/175	09/02->	VEN	BS-5383	Ø wheel 15` in	SOL	BS-5382	Ø wheel 15` in
			VEN	BS-5605	Ø wheel 16` in	VEN	BS-5604	Ø wheel 16` in
2.0 t Bio Power	120/163	01/07->	VEN	BS-5383		SOL	BS-5382	
			VEN	BS-5605		VEN	BS-5604	
2.0 t Bio Power	162/220	01/11->	VEN	BS-5383		SOL	BS-5382	
			VEN	BS-5605		VEN	BS-5604	







	<b>kW/HP</b>		<b>Type</b>			<b>Type</b>		
2.0 t BioPower	129/175	01/07->	VEN	BS-5383	Ø wheel 15` in	SOL	BS-5382	Ø wheel 15` in
			VEN	BS-5605	Ø wheel 16` in	VEN	BS-5604	Ø wheel 16` in
2.0 t BioPower	147/200	05/09->	VEN	BS-5383	Ø wheel 15` in	SOL	BS-5382	Ø wheel 15` in
			VEN	BS-5605	Ø wheel 16` in	VEN	BS-5604	Ø wheel 16` in
2.0 t BioPower	154/210	09/02->	VEN	BS-5383	Ø wheel 15` in	SOL	BS-5382	Ø wheel 15` in
			VEN	BS-5605	Ø wheel 16` in	VEN	BS-5604	Ø wheel 16` in
2.0 t BioPower XWD	154/210	01/08->	VEN	BS-5383		SOL	BS-5382	
			VEN	BS-5605		VEN	BS-5604	
2.0 t BioPower XWD	120/163	01/08->	VEN	BS-5383		SOL	BS-5382	
			VEN	BS-5605		VEN	BS-5604	
2.0 t BioPower XWD	162/220	01/08->	VEN	BS-5383		SOL	BS-5382	
			VEN	BS-5605		VEN	BS-5604	
2.0 t XWD	120/163	01/07->	VEN	BS-5383		SOL	BS-5382	
			VEN	BS-5605		VEN	BS-5604	
2.0 t XWD	162/220	01/08->	VEN	BS-5383		SOL	BS-5382	
			VEN	BS-5605		VEN	BS-5604	
2.0 t XWD	177/241	05/09->	VEN	BS-5383	Ø wheel 15` in	SOL	BS-5382	Ø wheel 15` in
			VEN	BS-5605	Ø wheel 16` in	VEN	BS-5604	Ø wheel 16` in
2.0 Turbo XWD	154/210	01/08->	VEN	BS-5383	Ø wheel 15` in	SOL	BS-5382	Ø wheel 15` in
			VEN	BS-5605	Ø wheel 16` in	VEN	BS-5604	Ø wheel 16` in
2.2 TiD	92/125	09/02->	VEN	BS-5383	Ø wheel 15` in	SOL	BS-5382	Ø wheel 15` in
			VEN	BS-5605	Ø wheel 16` in	VEN	BS-5604	Ø wheel 16` in
2.8 Turbo V6	169/230	03/05->	VEN	BS-5383		SOL	BS-5382	
			VEN	BS-5605		VEN	BS-5604	
2.8 Turbo V6	184/250	03/05->	VEN	BS-5383	Ø wheel 15` in	SOL	BS-5382	Ø wheel 15` in
			VEN	BS-5605	Ø wheel 16` in	VEN	BS-5604	Ø wheel 16` in
2.8 Turbo V6	188/256	12/07->	VEN	BS-5383	Ø wheel 15` in	SOL	BS-5382	Ø wheel 15` in
			VEN	BS-5605	Ø wheel 16` in	VEN	BS-5604	Ø wheel 16` in
2.8 Turbo V6 XWD	206/280	05/08->				VEN	BS-5604	Ø wheel 16` in
<b>9-3 Cabriolet [YS3D] </b>								
2.0 i	96/131	02/98->08/03	VEN	BS-5099	->10/00	SOL	BS-5163	->10/00
2.0 SE Turbo	147/200	02/98->08/03	VEN	BS-5099	- sport susp.	SOL	BS-5163	
			VEN	BS-5294	+ sport susp.			
2.0 Turbo	110/150	01/01->08/03	VEN	BS-5099	- sport susp.	SOL	BS-5163	->10/01; 11/01->
			VEN	BS-5294	+ sport susp.			
2.0 Turbo	136/185	02/98->08/03	VEN	BS-5099	- sport susp.	SOL	BS-5163	
			VEN	BS-5294	+ sport susp.			



	kw/HP		Type			Type		
2.0 Turbo	113/154	10/98->08/03	VEN	BS-5099	- sport susp.	SOL	BS-5163	
			VEN	BS-5294	+ sport susp.			
2.0 Turbo	151/205	10/99->08/03	VEN	BS-5099	- sport susp.	SOL	BS-5163	
			VEN	BS-5294	+ sport susp.			
2.3 i	110/150	02/98->08/03	VEN	BS-5099	->02/99	SOL	BS-5163	->02/99
2.3 Turbo	165/224	10/99->08/03	VEN	BS-5099	->10/01	SOL	BS-5163	->01/02; Ø wheel 17` in
			VEN	BS-5294	->01/02; Ø wheel 17` in			
<b>9-3 Convertible (YS3F) </b>								
1.8t	110/150	08/03->	VEN	BS-5383	Ø wheel 15` in	SOL	BS-5382	Ø wheel 15` in
			VEN	BS-5605	Ø wheel 16` in	VEN	BS-5604	Ø wheel 16` in
1.8t BioPower	129/175	01/07->	VEN	BS-5383	Ø wheel 15` in	SOL	BS-5382	Ø wheel 15` in
			VEN	BS-5605	Ø wheel 16` in	VEN	BS-5604	Ø wheel 16` in
1.9 TiD	110/150	01/06->	VEN	BS-5383	Ø wheel 15` in	SOL	BS-5382	Ø wheel 15` in
			VEN	BS-5605	Ø wheel 16` in	VEN	BS-5604	Ø wheel 16` in
1.9 TTiD	118/160	12/07->	VEN	BS-5383	Ø wheel 15` in	SOL	BS-5382	Ø wheel 15` in
			VEN	BS-5605	Ø wheel 16` in	VEN	BS-5604	Ø wheel 16` in
1.9 TTiD	96/130	12/07->	VEN	BS-5383		SOL	BS-5382	
			VEN	BS-5605		VEN	BS-5604	
1.9 TTiD	132/180	12/07->	VEN	BS-5383	Ø wheel 15` in	SOL	BS-5382	Ø wheel 15` in
			VEN	BS-5605	Ø wheel 16` in	VEN	BS-5604	Ø wheel 16` in
2.0 t	120/163	01/11->	VEN	BS-5383		SOL	BS-5382	
			VEN	BS-5605		VEN	BS-5604	
2.0 t	162/220	01/11->	VEN	BS-5383		SOL	BS-5382	
			VEN	BS-5605		VEN	BS-5604	
2.0 t	129/175	08/03->	VEN	BS-5383	Ø wheel 15` in	SOL	BS-5382	Ø wheel 15` in
			VEN	BS-5605	Ø wheel 16` in	VEN	BS-5604	Ø wheel 16` in
2.0 t	154/210	08/03->	VEN	BS-5383	Ø wheel 15` in	SOL	BS-5382	Ø wheel 15` in
			VEN	BS-5605	Ø wheel 16` in	VEN	BS-5604	Ø wheel 16` in
2.0 t BioPower	129/175	01/07->	VEN	BS-5383	Ø wheel 15` in	SOL	BS-5382	Ø wheel 15` in
			VEN	BS-5605	Ø wheel 16` in	VEN	BS-5604	Ø wheel 16` in
2.0 t BioPower	120/163	01/11->	VEN	BS-5383		SOL	BS-5382	
			VEN	BS-5605		VEN	BS-5604	
2.0 t BioPower	162/220	01/11->	VEN	BS-5383		SOL	BS-5382	
			VEN	BS-5605		VEN	BS-5604	
2.0 t BioPower	147/200	06/07->	VEN	BS-5383	Ø wheel 15` in	SOL	BS-5382	Ø wheel 15` in
			VEN	BS-5605	Ø wheel 16` in	VEN	BS-5604	Ø wheel 16` in
2.8 Turbo V6	169/230	02/06->	VEN	BS-5383		SOL	BS-5382	
			VEN	BS-5605		VEN	BS-5604	

	<b>kW/HP</b>		<b>Type</b>			<b>Type</b>		
2.8 Turbo V6	184/250	02/06->	VEN	BS-5383	Ø wheel 15` in	SOL	BS-5382	Ø wheel 15` in
			VEN	BS-5605	Ø wheel 16` in	VEN	BS-5604	Ø wheel 16` in
2.8 Turbo V6	203/276	02/09->				VEN	BS-5604	
2.8 Turbo V6	206/280	02/09->				VEN	BS-5604	
2.8 Turbo V6	188/256	12/07->	VEN	BS-5383	Ø wheel 15` in	SOL	BS-5382	Ø wheel 15` in
			VEN	BS-5605	Ø wheel 16` in	VEN	BS-5604	Ø wheel 16` in
<b>9-3 Estate [YS3F]</b> 								
1.8 i	90/122	03/05->	VEN	BS-5383	Ø wheel 15` in	SOL	BS-5382	Ø wheel 15` in
			VEN	BS-5605	Ø wheel 16` in	VEN	BS-5604	Ø wheel 16` in
1.8t 2.0	110/150	03/05->	VEN	BS-5383	Ø wheel 15` in	SOL	BS-5382	Ø wheel 15` in
			VEN	BS-5605	Ø wheel 16` in	VEN	BS-5604	Ø wheel 16` in
1.9 TiD	88/120	03/05->	VEN	BS-5383	Ø wheel 15` in	SOL	BS-5382	Ø wheel 15` in
			VEN	BS-5605	Ø wheel 16` in	VEN	BS-5604	Ø wheel 16` in
1.9 TiD	110/150	03/05->	VEN	BS-5383	Ø wheel 15` in	SOL	BS-5382	Ø wheel 15` in
			VEN	BS-5605	Ø wheel 16` in	VEN	BS-5604	Ø wheel 16` in
1.9 TTiD	96/130	12/07->	VEN	BS-5383	Ø wheel 15` in	SOL	BS-5382	Ø wheel 15` in
			VEN	BS-5605	Ø wheel 16` in	VEN	BS-5604	Ø wheel 16` in
1.9 TTiD	118/160	12/07->	VEN	BS-5383	Ø wheel 15` in	SOL	BS-5382	Ø wheel 15` in
			VEN	BS-5605	Ø wheel 16` in	VEN	BS-5604	Ø wheel 16` in
1.9 TTiD	132/180	12/07->	VEN	BS-5383	Ø wheel 15` in	SOL	BS-5382	Ø wheel 15` in
			VEN	BS-5605	Ø wheel 16` in	VEN	BS-5604	Ø wheel 16` in
2.0 t	120/163	01/07->	VEN	BS-5383		SOL	BS-5382	
			VEN	BS-5605		VEN	BS-5604	
2.0 t	162/220	01/11->	VEN	BS-5383		SOL	BS-5382	
			VEN	BS-5605		VEN	BS-5604	
2.0 t	147/200	02/09->	VEN	BS-5383	Ø wheel 15` in	SOL	BS-5382	Ø wheel 15` in
			VEN	BS-5605	Ø wheel 16` in	VEN	BS-5604	Ø wheel 16` in
2.0 t	110/150	03/05->	VEN	BS-5383	Ø wheel 15` in	SOL	BS-5382	Ø wheel 15` in
			VEN	BS-5605	Ø wheel 16` in	VEN	BS-5604	Ø wheel 16` in
2.0 t	129/175	03/05->	VEN	BS-5383	Ø wheel 15` in	SOL	BS-5382	Ø wheel 15` in
			VEN	BS-5605	Ø wheel 16` in	VEN	BS-5604	Ø wheel 16` in
2.0 t	154/209	03/05->	VEN	BS-5383	Ø wheel 15` in	SOL	BS-5382	Ø wheel 15` in
			VEN	BS-5605	Ø wheel 16` in	VEN	BS-5604	Ø wheel 16` in
2.0 t	177/241	05/09->	VEN	BS-5383	Ø wheel 15` in	SOL	BS-5382	Ø wheel 15` in
			VEN	BS-5605	Ø wheel 16` in	VEN	BS-5604	Ø wheel 16` in
2.0 t Bio Power	147/200	02/09->	VEN	BS-5383	Ø wheel 15` in	SOL	BS-5382	Ø wheel 15` in
			VEN	BS-5605	Ø wheel 16` in	VEN	BS-5604	Ø wheel 16` in

	<b>kW/HP</b>		<b>Type</b>			<b>Type</b>			
2.0 t Bio Power XWD	154/209	06/08->	VEN	BS-5383	Ø wheel 15` in	SOL	BS-5382	Ø wheel 15` in	
			VEN	BS-5605	Ø wheel 16` in	VEN	BS-5604	Ø wheel 16` in	
2.0 t BioPower	129/175	01/07->	VEN	BS-5383	Ø wheel 15` in	SOL	BS-5382	Ø wheel 15` in	
			VEN	BS-5605	Ø wheel 16` in	VEN	BS-5604	Ø wheel 16` in	
2.0 t BioPower	120/163	01/11->	VEN	BS-5383		SOL	BS-5382		
			VEN	BS-5605		VEN	BS-5604		
2.0 t BioPower	162/220	01/11->	VEN	BS-5383		SOL	BS-5382		
			VEN	BS-5605		VEN	BS-5604		
2.0 t BioPower XWD	120/163	01/11->	VEN	BS-5383	Ø wheel 15` in	SOL	BS-5382	Ø wheel 15` in	
			VEN	BS-5605	Ø wheel 16` in	VEN	BS-5604	Ø wheel 16` in	
2.0 t BioPower XWD	162/220	01/11->	VEN	BS-5383	->07/12	SOL	BS-5382	->07/12	
			VEN	BS-5605	->07/12	VEN	BS-5604	->07/12	
2.0 t XWD	120/163	01/07->	VEN	BS-5383	MD E50; MD YS3; Ø wheel 15` in	SOL	BS-5382	Ø wheel 15` in; MD E50	
			VEN	BS-5605	MD E50; MD YS3; Ø wheel 16` in	VEN	BS-5604	Ø wheel 16` in; MD E50	
2.0 t XWD	162/220	01/11->	VEN	BS-5383		SOL	BS-5382	Ø wheel 15` in	
			VEN	BS-5605		VEN	BS-5604	Ø wheel 16` in	
2.0 t XWD	154/209	06/08->	VEN	BS-5383	Ø wheel 15` in	SOL	BS-5382	Ø wheel 15` in	
			VEN	BS-5605	Ø wheel 16` in	VEN	BS-5604	Ø wheel 16` in	
2.8 Turbo V6	169/230	03/05->	VEN	BS-5383		SOL	BS-5382		
			VEN	BS-5605		VEN	BS-5604		
2.8 Turbo V6	184/250	03/05->	VEN	BS-5383	Ø wheel 15` in	SOL	BS-5382	Ø wheel 15` in	
			VEN	BS-5605	Ø wheel 16` in	VEN	BS-5604	Ø wheel 16` in	
2.8 Turbo V6	188/256	12/07->	VEN	BS-5383	Ø wheel 15` in	SOL	BS-5382	Ø wheel 15` in	
			VEN	BS-5605	Ø wheel 16` in	VEN	BS-5604	Ø wheel 16` in	
2.8 Turbo V6 XWD	206/280	05/08->				VEN	BS-5604	Ø wheel 16` in	
<b>9-3X</b> 									
1.9 TTiD	132/180	02/09->	VEN	BS-5383	Ø wheel 15` in	SOL	BS-5382	Ø wheel 15` in	
			VEN	BS-5605	Ø wheel 16` in	VEN	BS-5604	Ø wheel 16` in	
2.0 t BioPower XWD	162/220	01/11->	VEN	BS-5383		SOL	BS-5382	Ø wheel 15` in	
			VEN	BS-5605		VEN	BS-5604	Ø wheel 16` in	
2.0 t BioPower XWD	154/209	02/09->	VEN	BS-5383	Ø wheel 15` in	SOL	BS-5382	Ø wheel 15` in	
			VEN	BS-5605	Ø wheel 16` in	VEN	BS-5604	Ø wheel 16` in	
2.0 t XWD	154/209	02/09->	VEN	BS-5383	Ø wheel 15` in	SOL	BS-5382	Ø wheel 15` in	
			VEN	BS-5605	Ø wheel 16` in	VEN	BS-5604	Ø wheel 16` in	
<b>9-5 [YS3E]</b> 									
1.9 TiD	110/150	01/06->12/09	VEN	BS-5099					
2.0 t	136/185	07/00->12/09	VEN	BS-5099					
2.0 t	110/150	09/97->12/09	VEN	BS-5099		SOL	BS-5163	->06/99	

	<b>kW/HP</b>		<b>Type</b>			<b>Type</b>		
2.2 TiD	88/120	03/02->12/09	VEN	BS-5099	->08/05			
			VEN	BS-5099	->07/01			
2.3 t	136/185	01/01->12/09	VEN	BS-5294	08/01->			
2.3 t	125/170	09/97->12/09	VEN	BS-5099		SOL	BS-5163	->06/99
2.3 Turbo	162/220	07/03->12/09	VEN	BS-5099	engine B235L			
			VEN	BS-5294	engine B235R			
2.3 Turbo	184/250	09/01->12/09	VEN	BS-5294				
2.3 Turbo	169/230	10/99->09/01	VEN	BS-5294				
2.3 Turbo	191/260	11/05->12/09	VEN	BS-5294				
3.0 TiD	130/177	07/01->12/09	VEN	BS-5294	->08/05			
			VEN	BS-5099	->07/01			
3.0 V6t	147/200	01/98->12/09	VEN	BS-5294	08/01->; ->08/05	SOL	BS-5163	->06/99

### 9-5 [YS3G]

2.0 t BioPower	162/220	05/10->01/12	VEN	BS-5622				
2.0 t BioPower XWD	162/220	05/10->01/12	VEN	BS-5622				
2.0 TiD	118/160	05/10->01/12	VEN	BS-5622				
2.0 TTiD	140/190	05/10->01/12	VEN	BS-5622				
2.0 TTiD XWD	140/190	05/10->01/12	VEN	BS-5622	Ø wheel 16` in			
2.0 Turbo	162/220	05/10->01/12	VEN	BS-5622				
2.0 Turbo XWD	162/220	05/10->01/12	VEN	BS-5622				
2.8 Turbo V6 XWD	221/301	05/10->01/12	VEN	BS-5622				

### 9-5 Estate [YS3E]

1.9 TiD	110/150	01/06->12/09	VEN	BS-5099				
2.0 t	136/185	07/00->07/01	VEN	BS-5099				
2.0 t	110/150	10/98->12/09	VEN	BS-5099		SOL	BS-5163	->06/99
2.0 t	141/192	10/98->12/09	VEN	BS-5099		SOL	BS-5163	->06/99
2.2 TiD	88/120	03/02->12/09	VEN	BS-5099	->08/05			
			VEN	BS-5099	->07/01			
2.3 t	136/185	01/01->12/09	VEN	BS-5294	08/01->			
2.3 t	125/170	10/98->12/09	VEN	BS-5099	->07/01	SOL	BS-5163	->06/99
2.3 t BioPower	154/210	11/06->12/09	VEN	BS-5099				
2.3 Turbo	191/260	01/06->12/09	VEN	BS-5294				
2.3 Turbo	162/220	07/03->12/09	VEN	BS-5099	engine B235L			
			VEN	BS-5294	engine B235R			
2.3 Turbo	184/250	09/01->12/09	VEN	BS-5294				
2.3 Turbo	169/230	10/99->09/01	VEN	BS-5294				
3.0 TiD	130/177	07/01->12/09	VEN	BS-5294	->08/05			



kW/HP



Type



Type



3.0 V6t

147/200

10/98-&gt;12/09

VEN BS-5099 -&gt;07/01

SOL

BS-5163

-&gt;06/99

VEN BS-5294 08/01-&gt; -&gt;08/05







## SEAT


## ALHAMBRA [710, 711]




1.4 TSI	110/150	06/10->	VEN	BS-5016	PR 1LJ		SOL	BS-5398	+ elec. handbrake
2.0 TDI	85/115	05/11->	VEN	BS-5016	PR 1LJ		SOL	BS-5398	+ elec. handbrake
2.0 TDI	103/140	06/10->	VEN	BS-5016	PR 1LJ		SOL	BS-5398	+ elec. handbrake
2.0 TDI	125/170	06/10->	VEN	BS-5016	PR 1LJ		SOL	BS-5398	+ elec. handbrake
2.0 TDI	100/136	06/10->05/11	VEN	BS-5016	PR 1LJ		SOL	BS-5398	+ elec. handbrake
2.0 TDI	130/177	11/12->	VEN	BS-5016	PR 1LJ		SOL	BS-5398	
2.0 TDI 4Drive	103/140	05/11->	VEN	BS-5016	PR 1LJ		SOL	BS-5398	+ elec. handbrake
2.0 TSI	147/200	11/10->	VEN	BS-5016	PR 1LJ		SOL	BS-5398	+ elec. handbrake






## ALHAMBRA [7V8, 7V9]

			VEN	BS-5198	Ø wheel 15` in				
1.8 T 20V	110/150	10/97->03/10	VEN	BS-5612	PR MF7; PR ML1; PR M3L; PR D3E; Ø wheel 16` in		SOL	BS-5197	PR ML1; PR MF7; PR M3L; PR D3E; Ø wheel 15` in
			VEN	BS-5846	PR MC0; PR MG8; PR M3L; PR D3A; Ø wheel 16` in				
1.9 TDI	66/90	04/96->03/10	VEN	BS-5612	ch.7M-W-070 000-> ->ch.7M-1-530 756; Ø wheel 15` in		SOL	BS-5197	->ch.7M-1-530756; PR ML1; PR MF7; PR M3L; PR D3E; PR D7N; PR D2C; Ø wheel 15` in
			VEN	BS-5846	PR MC0; PR MG8; PR M3L; PR D3A; Ø wheel 16` in				
1.9 TDI	110/150	05/05->05/07	VEN	BS-5612	ch.7M-W-070 000-> ->ch.7M-1-530 756; Ø wheel 15` in		SOL	BS-5197	->ch.7M-1-530756; PR ML1; PR MF7; PR M3L; PR D3E; PR D7N; PR D2C; Ø wheel 15` in
			VEN	BS-5846	PR MC0; PR MG8; PR M3L; PR D3A; Ø wheel 16` in				
1.9 TDI	85/115	06/00->03/10	VEN	BS-5612	ch.7M-W-070 000-> ->ch.7M-1-530 756; Ø wheel 15` in		SOL	BS-5197	->ch.7M-1-530756; PR ML1; PR MF7; PR M3L; PR D3E; PR D7N; PR D2C; Ø wheel 15` in
			VEN	BS-5846	PR MC0; PR MG8; PR M3L; PR D3A; Ø wheel 16` in				
1.9 TDI	81/110	08/96->06/00	VEN	BS-5612	ch.7M-W-070 000-> ->ch.7M-1-530 756; Ø wheel 15` in		SOL	BS-5197	->ch.7M-1-530756; PR ML1; PR MF7; PR M3L; PR D3E; PR D7N; PR D2C; Ø wheel 15` in
			VEN	BS-5846	PR MC0; PR MG8; PR M3L; PR D3A; Ø wheel 16` in				
1.9 TDI	96/131	11/02->11/08	VEN	BS-5612	ch.7M-W-070 000-> ->ch.7M-1-530 756; Ø wheel 15` in		SOL	BS-5197	->ch.7M-1-530756; PR ML1; PR MF7; PR M3L; PR D3E; PR D7N; PR D2C; Ø wheel 15` in
			VEN	BS-5846	PR MC0; PR MG8; PR M3L; PR D3A; Ø wheel 16` in				
1.9 TDI 4motion	85/115	06/00->03/10	VEN	BS-5612	ch.7M-W-070 000-> ->ch.7M-1-530 756; Ø wheel 15` in		SOL	BS-5197	->ch.7M-1-530756; PR ML1; PR MF7; PR M3L; PR D3E; PR D7N; PR D2C; Ø wheel 15` in
			VEN	BS-5846	PR MC0; PR MG8; PR M3L; PR D3A; Ø wheel 16` in				
2.0 i	85/115	04/96->03/10	VEN	BS-5612	ch.7M-W-070 000-> ->ch.7M-1-530 756; Ø wheel 15` in		SOL	BS-5197	->ch.7M-1-530756; PR ML1; PR MF7; PR M3L; PR D3E; PR D7N; PR D2C; Ø wheel 15` in
			VEN	BS-5846	PR MC0; PR MG8; PR M3L; PR D3A; Ø wheel 16` in				








	kW/HP		Type			Type		
2.0 TDI	103/140	11/05->03/10	VEN	BS-5198	ch.7M-W-070 000->; ->ch.7M-1-530 756; Ø wheel 15" in	SOL	BS-5197	->ch.7M-1-530756; PR ML1; PR MF7; PR M3L; PR D3E; PR D7N; PR D2C; Ø wheel 15" in
			VEN	BS-5612	PR MF7; PR ML1; PR M3L; PR D3E; PR D7N; Ø wheel 16" in; engine ATM, ADY, ANU; ch.7M-2-500 001->			
			VEN	BS-5846	PR MC0; PR MG8; PR M3L; PR D3A; Ø wheel 16" in			
2.8 V6	150/204	06/00->03/10	VEN	BS-5198	ch.7M-W-070 000->; ->ch.7M-1-530 756; Ø wheel 15" in	SOL	BS-5197	->ch.7M-1-530756; PR ML1; PR MF7; PR M3L; PR D3E; PR D7N; PR D2C; Ø wheel 15" in
			VEN	BS-5612	PR MF7; PR ML1; PR M3L; PR D3E; PR D7N; Ø wheel 16" in; engine ATM, ADY, ANU; ch.7M-2-500 001->			
			VEN	BS-5846	PR MC0; PR MG8; PR M3L; PR D3A; Ø wheel 16" in			
2.8 V6 4motion	150/204	06/00->03/10	VEN	BS-5198	ch.7M-W-070 000->; ->ch.7M-1-530 756; Ø wheel 15" in	SOL	BS-5197	->ch.7M-1-530756; PR ML1; PR MF7; PR M3L; PR D3E; PR D7N; PR D2C; Ø wheel 15" in
			VEN	BS-5612	PR MF7; PR ML1; PR M3L; PR D3E; PR D7N; Ø wheel 16" in; engine ATM, ADY, ANU; ch.7M-2-500 001->			
			VEN	BS-5846	PR MC0; PR MG8; PR M3L; PR D3A; Ø wheel 16" in			








ALTEA (5P1) 									
1.2 TSI	77/105	04/10->	VEN	BS-5016	PR 1LJ	SOL	BS-5042	PR 1KF	
			VEN	BS-5041	PR 1ZF	SOL	BS-5044	PR 1KD	
			VEN	BS-5043	PR 1ZE	SOL	BS-5116	PR 1KS	
			VEN	BS-5043	PR 1ZE	SOL	BS-5398	PR 1KZ/1KJ	
1.4 16V	63/86	05/06->	VEN	BS-5016	PR 1LJ	SOL	BS-5042	PR 1KF	
			VEN	BS-5041	PR 1ZF	SOL	BS-5044	PR 1KD	
			VEN	BS-5043	PR 1ZE	SOL	BS-5116	PR 1KS	
			VEN	BS-5043	PR 1ZE	SOL	BS-5398	PR 1KZ; PR 1KJ	
1.4 TSI	92/125	11/07->	VEN	BS-5016	PR 1LJ	SOL	BS-5042	PR 1KF	
			VEN	BS-5041	PR 1ZF	SOL	BS-5044	PR 1KD	
			VEN	BS-5043	PR 1ZE	SOL	BS-5116	PR 1KS	
			VEN	BS-5043	PR 1ZE	SOL	BS-5398	PR 1KZ; PR 1KJ	
1.6	75/102	03/04->	VEN	BS-5016	PR 1LJ	SOL	BS-5042	PR 1KF	
			VEN	BS-5041	PR 1ZF	SOL	BS-5044	PR 1ZE; PR 1ZF	
			VEN	BS-5043	PR 1ZE	SOL	BS-5116	PR 1KS	
			VEN	BS-5043	PR 1ZE	SOL	BS-5398	PR 1KZ; PR 1KJ	
1.6 LPG	75/102	09/09->	VEN	BS-5016	engine BGU/BSE/BSF/CCSA; PR 1LJ; engine CHGA	SOL	BS-5042	engine BGU/BSE/BSF/CCSA; PR 1KF; engine CHGA	
			VEN	BS-5041	engine BGU/BSE/BSF/CCSA; PR 1ZF; engine CHGA; ->10/09	SOL	BS-5044	PR 1KD	
			VEN	BS-5043	PR 1ZE	SOL	BS-5116	PR 1KS	
			VEN	BS-5043	PR 1ZE	SOL	BS-5398	engine BGU/BSE/BSF/CCSA; PR 1KZ/1KJ; engine CHGA	
1.6 TDI	77/105	10/09->	VEN	BS-5016	PR 1LJ	SOL	BS-5042	PR 1KF	
			VEN	BS-5041	PR 1ZF	SOL	BS-5044	PR 1KD	
			VEN	BS-5043	PR 1ZE	SOL	BS-5116	PR 1KS	
			VEN	BS-5043	PR 1ZE	SOL	BS-5398	PR 1KZ/1KJ	
1.6 TDI	66/90	11/10->	VEN	BS-5016	PR 1LJ	SOL	BS-5042	PR 1KF	
			VEN	BS-5041	PR 1ZF	SOL	BS-5044	PR 1KD	
			VEN	BS-5043	PR 1ZE	SOL	BS-5116	PR 1KS	
			VEN	BS-5043	PR 1ZE	SOL	BS-5398	PR 1KZ/1KJ	









	kW/HP		Type			Type		
1.8 TFSI	118/160	01/07->	VEN	BS-5016	PR 1LJ	SOL	BS-5042	PR 1KF
			VEN	BS-5041	PR 1ZF	SOL	BS-5044	PR 1KD
			VEN	BS-5043	PR 1ZE	SOL	BS-5116	PR 1KS
						SOL	BS-5398	PR 1KZ; PR 1KJ
1.9 TDI	77/105	04/04->	VEN	BS-5016	PR 1LJ	SOL	BS-5042	PR 1KF
			VEN	BS-5041	PR 1ZF	SOL	BS-5044	PR 1KD
			VEN	BS-5043	PR 1ZE	SOL	BS-5116	PR 1KS
						SOL	BS-5398	PR 1KZ/1KJ
2.0 FSI	110/150	05/04->03/09	VEN	BS-5016	PR 1LJ	SOL	BS-5042	PR 1KF
			VEN	BS-5041	PR 1ZF	SOL	BS-5044	PR 1KD
			VEN	BS-5043	PR 1ZE	SOL	BS-5116	PR 1KS
						SOL	BS-5398	PR 1KZ; PR 1KJ
2.0 TDI	100/136	03/04->05/09	VEN	BS-5016	PR 1LJ	SOL	BS-5042	PR 1KF
			VEN	BS-5041	PR 1ZF	SOL	BS-5044	PR 1KD
			VEN	BS-5043	PR 1ZE	SOL	BS-5116	PR 1KS
						SOL	BS-5398	PR 1KZ; PR 1KJ
2.0 TDI	125/170	03/06->	VEN	BS-5016	PR 1LJ	SOL	BS-5042	PR 1KF
			VEN	BS-5041	PR 1ZF	SOL	BS-5044	PR 1KD
			VEN	BS-5043	PR 1ZE	SOL	BS-5116	PR 1KS
						SOL	BS-5398	PR 1KZ; PR 1KJ
2.0 TDI	103/140	11/05->	VEN	BS-5016	PR 1LJ	SOL	BS-5042	PR 1KF
			VEN	BS-5041	PR 1ZF	SOL	BS-5044	PR 1KD
			VEN	BS-5043	PR 1ZE	SOL	BS-5116	PR 1KS
						SOL	BS-5398	PR 1KZ; PR 1KJ
2.0 TDI 16V	103/140	03/04->	VEN	BS-5016	PR 1LJ	SOL	BS-5042	PR 1KF
			VEN	BS-5041	PR 1ZF	SOL	BS-5044	PR 1KD
			VEN	BS-5043	PR 1ZE	SOL	BS-5116	PR 1KS
						SOL	BS-5398	PR 1KZ/1KJ
2.0 TFSI	147/200	04/06->05/09	VEN	BS-5016	PR 1LJ	SOL	BS-5042	PR 1KF
			VEN	BS-5041	PR 1ZF	SOL	BS-5044	PR 1KD
			VEN	BS-5043	PR 1ZE	SOL	BS-5116	PR 1KS
						SOL	BS-5398	PR 1KZ/1KJ
<b>ALTEA XL (5P5, 5P8) </b>								
1.2 TSI	77/105	04/10->	VEN	BS-5016	PR 1LJ	SOL	BS-5042	PR 1KF
			VEN	BS-5041	PR 1ZF	SOL	BS-5044	PR 1KD
			VEN	BS-5043	PR 1ZE	SOL	BS-5116	PR 1KS
						SOL	BS-5398	PR 1KZ/1KJ








	kW/HP		Type			Type		
1.4 16V	63/86	10/06->	VEN	BS-5016	PR 1LJ	SOL	BS-5042	PR 1KF
			VEN	BS-5041	PR 1ZF	SOL	BS-5044	PR 1KD
			VEN	BS-5043	PR 1ZE	SOL	BS-5116	PR 1KS
1.4 TSI	92/125	11/07->	VEN	BS-5016	PR 1LJ	SOL	BS-5398	PR 1KZ; PR 1KJ
			VEN	BS-5041	PR 1ZF	SOL	BS-5042	PR 1KF
			VEN	BS-5043	PR 1ZE	SOL	BS-5044	PR 1KD
1.6	75/102	10/06->	VEN	BS-5016	PR 1LJ	SOL	BS-5116	PR 1KS
			VEN	BS-5041	PR 1ZF	SOL	BS-5042	PR 1KF
			VEN	BS-5043	PR 1ZE	SOL	BS-5044	PR 1KD
1.6 LPG	75/102	09/09->	VEN	BS-5016	PR 1LJ	SOL	BS-5116	PR 1KS
			VEN	BS-5041	PR 1ZF	SOL	BS-5042	PR 1KF
			VEN	BS-5043	PR 1ZE	SOL	BS-5044	PR 1KD
1.6 TDI	77/105	10/09->	VEN	BS-5016	PR 1LJ	SOL	BS-5398	PR 1KZ; PR 1KJ
			VEN	BS-5041	PR 1ZF	SOL	BS-5042	PR 1KF
			VEN	BS-5043	PR 1ZE	SOL	BS-5044	PR 1KD
1.6 TDI	66/90	11/10->	VEN	BS-5016	PR 1LJ	SOL	BS-5116	PR 1KS
			VEN	BS-5041	PR 1ZF	SOL	BS-5042	PR 1KF
			VEN	BS-5043	PR 1ZE	SOL	BS-5044	PR 1KD
1.8 TFSI	118/160	01/07->	VEN	BS-5016	PR 1LJ	SOL	BS-5398	PR 1KZ; PR 1KJ
			VEN	BS-5041	PR 1ZF	SOL	BS-5042	PR 1KF
			VEN	BS-5043	PR 1ZE	SOL	BS-5044	PR 1KD
1.9 TDI	77/105	10/06->	VEN	BS-5016	PR 1LJ	SOL	BS-5116	PR 1KS
			VEN	BS-5041	PR 1ZF	SOL	BS-5042	PR 1KF
			VEN	BS-5043	PR 1ZE	SOL	BS-5044	PR 1KD
2.0 FSI	110/150	10/06->03/09	VEN	BS-5016	PR 1LJ	SOL	BS-5398	PR 1KZ; PR 1KJ
			VEN	BS-5041	PR 1ZF	SOL	BS-5042	PR 1KF
			VEN	BS-5043	PR 1ZE	SOL	BS-5044	PR 1KD



	kW/HP		Type			Type		
2.0 TDI	125/170	06/07->	VEN	BS-5016	PR 1LJ	SOL	BS-5042	PR 1KF
			VEN	BS-5041	PR 1ZF	SOL	BS-5044	PR 1KD
			VEN	BS-5043	PR 1ZE	SOL	BS-5116	PR 1KS
			VEN	BS-5043	PR 1ZE	SOL	BS-5398	PR 1KZ; PR 1KJ
2.0 TDI	103/140	10/06->	VEN	BS-5016	PR 1LJ	SOL	BS-5042	PR 1KF
			VEN	BS-5041	PR 1ZF	SOL	BS-5044	PR 1KD
			VEN	BS-5043	PR 1ZE	SOL	BS-5116	PR 1KS
			VEN	BS-5043	PR 1ZE	SOL	BS-5398	PR 1KZ; PR 1KJ
2.0 TDI 16V	103/140	10/06->	VEN	BS-5016	PR 1LJ	SOL	BS-5044	PR 1KD
			VEN	BS-5041	PR 1ZF	SOL	BS-5116	PR 1KS
			VEN	BS-5043	PR 1ZE	SOL	BS-5398	PR 1KZ; PR 1KJ
2.0 TDI 16V 4x4	103/140	10/10->	VEN	BS-5016	PR 1ZA	SOL	BS-5044	PR 1KD
			VEN	BS-5041	PR 1ZF	SOL	BS-5116	PR 1KS
			VEN	BS-5043	PR 1ZE	SOL	BS-5398	PR 1KZ; PR 1KJ
2.0 TDI 4x4	125/170	06/07->	VEN	BS-5016	PR 1LJ	SOL	BS-5042	PR 1KF
			VEN	BS-5041	PR 1ZF	SOL	BS-5044	PR 1KD
			VEN	BS-5043	PR 1ZE	SOL	BS-5116	PR 1KS
			VEN	BS-5043	PR 1ZE	SOL	BS-5398	PR 1KZ; PR 1KJ
2.0 TDI 4x4	103/140	06/07->	VEN	BS-5016	02/08->; PR 1LJ	SOL	BS-5042	02/08->; PR 1KF
			VEN	BS-5041	02/08->; PR 1ZF	SOL	BS-5044	02/08->; PR 1KD
			VEN	BS-5043	02/08->; PR 1ZE	SOL	BS-5116	PR 1KS
			VEN	BS-5043	02/08->; PR 1ZE	SOL	BS-5398	02/08->; PR 1KZ/1KJ
2.0 TFSI 4x4	155/211	05/09->	VEN	BS-5016	PR 1LJ	SOL	BS-5042	PR 1KF
			VEN	BS-5041	PR 1ZF	SOL	BS-5044	PR 1KD
			VEN	BS-5043	PR 1ZE	SOL	BS-5116	PR 1KS
			VEN	BS-5043	PR 1ZE	SOL	BS-5398	PR 1KZ; PR 1KJ
2.0 TFSI 4x4	147/200	06/07->05/09	VEN	BS-5016	PR 1LJ	SOL	BS-5042	PR 1KF
			VEN	BS-5041	PR 1ZF	SOL	BS-5044	PR 1KD
			VEN	BS-5043	PR 1ZE	SOL	BS-5116	PR 1KS
			VEN	BS-5043	PR 1ZE	SOL	BS-5398	PR 1KZ; PR 1KJ
<b>AROSA (6H) </b>								
1.0	37/50	05/97->06/04	SOL	BS-5810	DRUM	BS-5102	+ ABS	
					DRUM	BS-5416	- ABS; ->09/99	
1.0	37/50	10/98->01/01	SOL	BS-5810	DRUM	BS-5102	10/99->; + ABS	
					DRUM	BS-5416	->09/99; - ABS	
1.4	44/60	05/97->06/04	VEN	BS-5127	DRUM	BS-5102	+ ABS	
					DRUM	BS-5416	- ABS	
1.4 16V	74/100	01/00->06/04	VEN	BS-5088				

	kw/HP		Type			Type			
1.4 TDI	55/75	01/00->06/04	VEN	BS-5088		DRUM	BS-5102		
			VEN	BS-5127	+ ABS	DRUM	BS-5416	->07/00	
1.7 SDI	44/60	08/97->06/04	VEN	BS-5127	->11/99; + ABS; ->10/03	DRUM	BS-5102	->10/03	
						DRUM	BS-5416	->09/99	
			SOL	BS-5810	->10/03	DRUM	BS-5427	->11/99; + ABS	
<b>CORDOBA [6K1, 6K2]</b> 									
1.0 i	37/50	09/96->06/99	SOL	BS-5068	07/97->; + ABS	DRUM	BS-5102	05/99->	
			VEN	BS-5070	05/99->	DRUM	BS-5416	07/97->	
1.4 i	44/60	06/94->06/99				DRUM	BS-5427	07/97->; + ABS	
			SOL	BS-5068	PR 1LA	DRUM	BS-5416	- ABS	
			SOL	BS-5069	PR 1LM				
1.4 i 16V	74/101	09/96->06/99	VEN	BS-5070	PR 1LG	DRUM	BS-5427	+ ABS	
			SOL	BS-5069	06/97->	DRUM	BS-5102	03/99->	
			VEN	BS-5088	05/99->	DRUM	BS-5416	->02/99; - ABS	
1.6 i	55/75	02/93->06/99				DRUM	BS-5427	->02/99; + ABS	
			SOL	BS-5069	PR 1LM	DRUM	BS-5416	- ABS	
			VEN	BS-5070	PR 1LG				
1.6 i	55/75	05/94->06/99	VEN	BS-5088	PR 1LY; PR 1ZK	DRUM	BS-5427	09/94->; + ABS	
			SOL	BS-5069		DRUM	BS-5416	- ABS	
			VEN	BS-5070	PR 1LG	DRUM	BS-5427	+ ABS	
1.6 i	74/101	07/96->10/99	SOL	BS-5069	PR 1LM	DRUM	BS-5416	- ABS	
			VEN	BS-5070	PR 1LG				
			VEN	BS-5088	PR 1LY; PR 1ZK	DRUM	BS-5427	+ ABS	
1.8 i	66/90	02/93->06/99	SOL	BS-5069	01/95->	DRUM	BS-5427	10/93->	
			VEN	BS-5070	10/93->; ->12/94				
1.8 i 16V	95/129	10/93->08/96	VEN	BS-5088		SOL	BS-5087		
1.9 D	47/64	01/96->08/96	VEN	BS-5070		DRUM	BS-5427		
			SOL	BS-5069		DRUM	BS-5102		
			VEN	BS-5070	PR 1LG				
1.9 D	50/68	02/93->08/96	VEN	BS-5088	PR 1ZK	DRUM	BS-5427		
			SOL	BS-5069		DRUM	BS-5102	05/99->; Ø wheel 14` in	
			VEN	BS-5070	05/99->; Ø wheel 13` in				
1.9 SDI	47/64	08/96->06/99	VEN	BS-5088	05/99->; Ø wheel 14` in	DRUM	BS-5427		
1.9 TD	55/75	02/93->08/96	SOL	BS-5069	01/95->	DRUM	BS-5427	08/94->	
			VEN	BS-5070	08/94->; ->12/94				
1.9 TDI	81/110	03/97->06/99				SOL	BS-5032	PR 1KD/1KS	
						SOL	BS-5087	->04/99; PR 1KK; ->ch.6KX289999	

	kw/HP		Type			Type			
1.9 TDI	66/90	08/96->06/99	SOL	BS-5069		DRUM	BS-5102	05/99->	
			VEN	BS-5088	05/99->	DRUM	BS-5427		
2.0 i	85/115	02/93->06/99	VEN	BS-5088		SOL	BS-5087		
2.0 i 16V	110/150	08/96->06/99	VEN	BS-5088		SOL	BS-5087		
<b>CORDOBA [6K2]</b> 									
1.0	37/50	06/99->10/02	SOL	BS-5068		DRUM	BS-5102		
			VEN	BS-5070		DRUM	BS-5416	- ABS; ->ch.6KX499999	
1.4	44/60	06/99->10/02	VEN	BS-5070		DRUM	BS-5427	+ ABS; ->ch.6KX499999	
			SOL	BS-5068	PR 1LA	DRUM	BS-5102		
			SOL	BS-5069	PR 1LM	DRUM	BS-5416	- ABS	
1.4 16V	74/100	02/00->10/02	VEN	BS-5070	PR 1LG	DRUM	BS-5427	+ ABS	
			SOL	BS-5068		DRUM	BS-5102		
			VEN	BS-5088		DRUM	BS-5416	- ABS	
1.4 16V	55/75	05/00->10/02	VEN	BS-5088		DRUM	BS-5427	+ ABS	
			SOL	BS-5069	PR 1LM	DRUM	BS-5102		
1.6	55/75	06/99->10/02	VEN	BS-5070	PR 1LG	DRUM	BS-5416	- ABS	
			VEN	BS-5088	PR 1LY; PR 1ZK	DRUM	BS-5427	+ ABS	
			SOL	BS-5069	PR 1LM	DRUM	BS-5416	- ABS	
1.6	74/101	06/99->10/02	VEN	BS-5070	PR 1LG	DRUM	BS-5416	- ABS	
			VEN	BS-5088	PR 1LY; PR 1ZK	DRUM	BS-5427	+ ABS	
1.9 SDI	50/68	06/99->10/02	SOL	BS-5069		DRUM	BS-5102	engine AGP/AQM	
			VEN	BS-5070	Ø wheel 13` in	DRUM	BS-5427	engine 1Y	
			VEN	BS-5088	Ø wheel 14` in	DRUM	BS-5427	engine 1Y	
1.9 TDI	66/90	06/99->10/02	VEN	BS-5088		DRUM	BS-5427	->05/01	
1.9 TDI	81/110	06/99->10/02	SOL	BS-5032	PR 1KD/1KS	SOL	BS-5032	PR 1KD/1KS	
			SOL	BS-5087	PR 1KK; ->ch.6KX289999	SOL	BS-5087	PR 1KK; ->ch.6KX289999	
<b>CORDOBA [6L2]</b> 									
1.2	47/64	10/02->06/06	VEN	BS-5030	PR 1LN; PR 1ZH	SOL	BS-5032	+ ABS	
			VEN	BS-5031	PR 1LQ; PR 1ZF	DRUM	BS-5029		
1.2 12V	51/70	05/06->11/09	VEN	BS-5030	PR 1LN; PR 1ZH	SOL	BS-5032	+ ABS	
			VEN	BS-5031	PR 1LQ; PR 1ZF	DRUM	BS-5029		
1.4 16V	63/86	05/06->11/09	VEN	BS-5030	->07/09; PR 1LN/1ZH	SOL	BS-5032	->07/09	
			VEN	BS-5031	->07/09; PR 1LQ/1ZF	DRUM	BS-5029	- ABS	
1.4 16V	55/75	09/02->12/07	VEN	BS-5030	PR 1LN; PR 1ZH	SOL	BS-5032		
			VEN	BS-5031	PR 1LQ; PR 1ZF	DRUM	BS-5029	Ø wheel 15` in	
1.4 16V	74/100	10/02->11/09	VEN	BS-5030	PR 1LN; PR 1ZH	SOL	BS-5032		
			VEN	BS-5031	PR 1LQ; PR 1ZF	DRUM	BS-5029	- ABS	

	kw/HP		Type			Type			
1.4 TDI	51/70	05/05->11/09	VEN	BS-5030	PR 1LN; PR 1ZH	SOL	BS-5032		
			VEN	BS-5031	PR 1LQ; PR 1ZF	DRUM	BS-5029	- ABS	
1.4 TDI	59/80	06/05->11/09	VEN	BS-5030	PR 1LN; PR 1ZH	SOL	BS-5032		
			VEN	BS-5031	PR 1LQ; PR 1ZF	DRUM	BS-5029	- ABS	
1.4 TDI	55/75	10/02->12/05	VEN	BS-5030	Ø wheel 15` in	SOL	BS-5032	Ø wheel 15` in	
			VEN	BS-5031	Ø wheel 14` in	DRUM	BS-5029	- ABS	
1.6	74/101	04/03->11/09	VEN	BS-5030	PR 1LN; PR 1ZH	SOL	BS-5032	+ ABS	
			VEN	BS-5031	PR 1LQ; PR 1ZF	DRUM	BS-5029	- ABS	
1.6 16V	77/105	11/06->11/09	VEN	BS-5030	->07/09; PR 1LN/1ZH	SOL	BS-5032	->07/09	
			VEN	BS-5031	->07/09; PR 1LQ/1ZF	DRUM	BS-5029	- ABS	
1.9 SDI	47/64	09/02->11/09	VEN	BS-5030	PR 1LN; PR 1ZH	SOL	BS-5032	+ ABS	
			VEN	BS-5031	PR 1LQ; PR 1ZF	DRUM	BS-5029	->07/05; Ø wheel 15` in	
1.9 TDI	74/100	09/02->11/09	VEN	BS-5030	Ø wheel 15` in	SOL	BS-5032	Ø wheel 15` in	
			VEN	BS-5031	Ø wheel 14` in	DRUM	BS-5029	- ABS	
1.9 TDI	96/131	10/02->11/09	VEN	BS-5030	PR 1LN; PR 1ZH	SOL	BS-5032		
			VEN	BS-5031	PR 1LQ; PR 1ZF	DRUM	BS-5029	- ABS	
2.0	85/115	09/02->11/09	VEN	BS-5030	PR 1LN; PR 1ZH	SOL	BS-5032	+ ABS	
			VEN	BS-5031	PR 1LQ; PR 1ZF	DRUM	BS-5029	- ABS	
<b>CORDOBA Vario (6K5) </b>									
1.4 i	44/60	09/96->06/99	SOL	BS-5068	PR 1LA	DRUM	BS-5416	- ABS	
			SOL	BS-5069	PR 1LM				
			VEN	BS-5070	PR 1LG	DRUM	BS-5427	+ ABS	
1.6 i	55/75	05/97->06/99	VEN	BS-5070	PR 1LG	DRUM	BS-5416		
						DRUM	BS-5427	+ ABS	
1.6 i	74/101	09/96->06/99	SOL	BS-5069	PR 1LM	DRUM	BS-5416	05/97->; - ABS	
			VEN	BS-5070	PR 1LG				
			VEN	BS-5088	PR 1LY; PR 1ZK	DRUM	BS-5427	05/97->; + ABS	
1.6 i	55/75	09/96->06/99	SOL	BS-5069	PR 1LM	DRUM	BS-5416	- ABS	
			VEN	BS-5070	PR 1LG				
			VEN	BS-5088	PR 1LY; PR 1ZK	DRUM	BS-5427	+ ABS	
1.9 SDI	47/64	09/96->06/99	VEN	BS-5070		DRUM	BS-5427	05/97->	
1.9 TDI	81/110	07/97->06/99				SOL	BS-5032	PR 1KD/1KS	
						SOL	BS-5087	->04/99; PR 1KK; ->ch.6KX289999	
						DRUM	BS-5102		
1.9 TDI	66/90	08/96->06/99	VEN	BS-5088	Ø wheel 14` in	SOL	BS-5087		
						DRUM	BS-5427		



kW/HP



Type



Type


















## CORDOBA Vario (6K5)








1.4	44/60	06/99->12/02	SOL	BS-5068	PR 1LA	DRUM	BS-5416	- ABS
			SOL	BS-5069	PR 1LM			
			VEN	BS-5070	PR 1LG			
1.4 16V	55/75	06/99->12/02	VEN	BS-5088		DRUM	BS-5102	
1.6	55/75	06/99->12/02	SOL	BS-5069	PR 1LM	DRUM	BS-5416	- ABS
			VEN	BS-5070	PR 1LG			
			VEN	BS-5088	PR 1LY; PR 1ZK			
1.6	74/101	06/99->12/02	SOL	BS-5069	PR 1LM	DRUM	BS-5416	- ABS
			VEN	BS-5070	PR 1LG			
			VEN	BS-5088	PR 1LY; PR 1ZK			
1.9 SDI	50/68	06/99->12/02	VEN	BS-5070	+ ABS	DRUM	BS-5102	
			VEN	BS-5088				
1.9 TDI	66/90	06/99->12/02	VEN	BS-5088	Ø wheel 14` in	DRUM	BS-5427	
1.9 TDI	81/110	06/99->12/02				SOL	BS-5032	PR 1KD/1KS
						SOL	BS-5087	PR 1KK; -->ch.6KX289999
						DRUM	BS-5102	Ø wheel 15` in

## EXEO (3R2)








1.6	75/102	03/09->09/10	VEN	BS-5083	PR 1LB	SOL	BS-5780	PR 1KD
			VEN	BS-5195	PR 1LZ; PR 1ZJ			
1.8 T	110/150	12/08->05/10	VEN	BS-5083	PR 1LB; Ø wheel 16` in	SOL	BS-5780	PR 1KD; Ø wheel 16` in
			VEN	BS-5195	PR 1LZ; PR 1ZJ; Ø wheel 16` in			
			VEN	BS-5245	PR 1LA; Ø wheel 17` in			
			VEN	BS-5279	PR 1LT; Ø wheel 17` in			
1.8 TSI	118/160	05/10->	VEN	BS-5083	PR 1LB	SOL	BS-5780	PR 1KD
			VEN	BS-5195	PR 1LZ			
			VEN	BS-5279	PR 1LT			
1.8 TSI	88/120	09/10->	VEN	BS-5083	PR 1LB	SOL	BS-5780	PR 1KD
			VEN	BS-5195	PR 1LZ			
			VEN	BS-5083	PR 1LB; Ø wheel 16` in			
2.0 TDI	125/170	02/09->	VEN	BS-5195	PR 1LZ; PR 1ZJ; Ø wheel 16` in	SOL	BS-5780	PR 1KD; Ø wheel 16` in
			VEN	BS-5245	PR 1LA; Ø wheel 17` in			
			VEN	BS-5279	PR 1LT; Ø wheel 17` in			
2.0 TDI	105/143	12/08->	VEN	BS-5083	PR 1LB; Ø wheel 16` in	SOL	BS-5780	PR 1KD; Ø wheel 16` in
			VEN	BS-5195	PR 1LZ; PR 1ZJ; Ø wheel 16` in			
			VEN	BS-5245	PR 1LA; Ø wheel 17` in			
			VEN	BS-5279	PR 1LT; Ø wheel 17` in			








	kw/HP		Type			Type		
2.0 TDI	88/120	12/08->	VEN	BS-5083	Ø wheel 16` in; PR 1LB	SOL	BS-5780	Ø wheel 16` in; PR 1KD
			VEN	BS-5195	Ø wheel 16` in; PR 1LZ/1ZJ			
			VEN	BS-5245	Ø wheel 17` in; PR 1LA			
			VEN	BS-5279	Ø wheel 17` in; PR 1LT			
2.0 TFSI	147/200	03/09->	VEN	BS-5083	PR 1LB; Ø wheel 16` in	SOL	BS-5780	PR 1KD; Ø wheel 16` in
			VEN	BS-5195	PR 1LZ; PR 1ZJ; Ø wheel 16` in			
			VEN	BS-5245	PR 1LA; Ø wheel 17` in			
			VEN	BS-5279	PR 1LT; Ø wheel 17` in			
2.0 TFSI	155/211	05/10->	VEN	BS-5083	PR 1LB	SOL	BS-5780	PR 1KD
			VEN	BS-5195	PR 1LZ			
			VEN	BS-5245	PR 1LA			
<b>EXEO ST (3R5)</b> 								
1.6	75/102	06/09->09/10	VEN	BS-5083	PR 1LB	SOL	BS-5780	PR 1KD
			VEN	BS-5195	PR 1LZ			
1.8 T	110/150	06/09->05/10	VEN	BS-5279	PR 1LT			
1.8 TSI	118/160	05/10->	VEN	BS-5083	PR 1LB	SOL	BS-5780	PR 1KD
			VEN	BS-5195	PR 1LZ			
			VEN	BS-5279	PR 1LT			
1.8 TSI	88/120	09/10->	VEN	BS-5083	PR 1LB	SOL	BS-5780	PR 1KD
			VEN	BS-5195	PR 1LZ			
2.0 TDI	105/143	05/09->	VEN	BS-5083	PR 1LB	SOL	BS-5780	PR 1KD
			VEN	BS-5195	PR 1LZ/1ZJ			
2.0 TDI	125/170	05/09->	VEN	BS-5083	PR 1LB	SOL	BS-5780	PR 1KD
			VEN	BS-5195	PR 1ZJ; PR 1LZ			
			VEN	BS-5279	PR 1LT			
2.0 TDI	88/120	07/09->	VEN	BS-5083	PR 1LB	SOL	BS-5780	PR 1KD
			VEN	BS-5195	PR 1LZ			
2.0 TFSI	155/211	05/10->	VEN	BS-5083	PR 1LB	SOL	BS-5780	PR 1KD
			VEN	BS-5195	PR 1LZ			
			VEN	BS-5245	PR 1LA			
2.0 TFSI	147/200	06/09->	VEN	BS-5245	PR 1LA			
<b>IBIZA II (6K1)</b> 								
1.0	33/45	03/93->09/96	SOL	BS-5068		DRUM	BS-5416	
1.0 i	37/50	09/96->08/99	SOL	BS-5068	->04/99	DRUM	BS-5102	05/99->
			VEN	BS-5070	05/99->	DRUM	BS-5416	->04/99; - ABS
1.3 i	40/54	03/93->08/99	VEN	BS-5070	05/99->	DRUM	BS-5427	->04/99; + ABS
			SOL	BS-5068	->06/96	DRUM	BS-5416	->06/96







	kW/HP		Type			Type			
1.4 i	44/60	09/93->08/99	SOL	BS-5068	PR 1LA; - ABS	DRUM	BS-5102	01/99->	
			SOL	BS-5069	PR 1LM; + ABS				
			VEN	BS-5070	+ ABS; PR 1LG	DRUM	BS-5427	->12/98; + ABS	
1.4 i 16V	74/101	06/97->08/99	SOL	BS-5068		DRUM	BS-5102	- ABS; engine AQQ/AUB	
			VEN	BS-5070	- ABS	DRUM	BS-5416	- ABS; engine AFH	
			VEN	BS-5088	+ ABS	DRUM	BS-5427	+ ABS	
1.6 i	55/75	03/93->08/99	SOL	BS-5069	->04/99; + ABS	DRUM	BS-5102	05/99->	
						DRUM	BS-5416	07/96->; ->04/99	
			VEN	BS-5070	05/99->	DRUM	BS-5427	->04/99; + ABS	
1.6 i	74/101	04/96->08/99	SOL	BS-5069	->04/99	DRUM	BS-5102	- ABS	
			VEN	BS-5070	05/99->				
			VEN	BS-5088	05/99->; + ABS	DRUM	BS-5427	+ ABS	
1.6 i	55/75	09/94->06/99	SOL	BS-5068	- ABS; PR 1LA	DRUM	BS-5102	01/99->	
			SOL	BS-5069	+ ABS; PR 1LM	DRUM	BS-5416		
			VEN	BS-5070	+ ABS; PR 1LG	DRUM	BS-5427	->12/98	
1.8 i	66/90	03/93->08/99	SOL	BS-5069	->04/99	DRUM	BS-5427	->04/99	
			VEN	BS-5070	08/94->; ->12/94				
1.8 i 16V	95/129	11/93->08/96	VEN	BS-5088		SOL	BS-5087		
1.9 D	47/64	04/93->08/96	SOL	BS-5069	01/95->	DRUM	BS-5427		
			VEN	BS-5070	->12/94				
1.9 D	50/68	10/94->08/96	SOL	BS-5069	01/95->	DRUM	BS-5102		
			VEN	BS-5070	->12/94	DRUM	BS-5427		
1.9 SDI	47/64	08/96->08/99	SOL	BS-5069		DRUM	BS-5427		
			VEN	BS-5070					
1.9 TD	55/75	03/93->08/96	SOL	BS-5069	01/95->	DRUM	BS-5427		
			VEN	BS-5070	->12/94				
1.9 TDI	81/110	02/97->08/99	SOL	BS-5069		SOL	BS-5087	->ch.6KX399999	
						DRUM	BS-5427	07/97->; ->04/99	
			SOL	BS-5069	->04/99	SOL	BS-5087		
1.9 TDI	66/90	08/96->08/99	VEN	BS-5070	05/99->	DRUM	BS-5102	05/99->	
			VEN	BS-5088	05/99->	DRUM	BS-5427	->04/99	
2.0 i	85/115	03/93->08/99	VEN	BS-5088		SOL	BS-5087		
2.0 i 16V	110/150	08/96->08/99	VEN	BS-5088	->04/99	SOL	BS-5087	->04/99	
<b>IBIZA III (6K1) </b>									
1.0	37/50	08/99->02/02	VEN	BS-5070		DRUM	BS-5102		
			SOL	BS-5068	- ABS; PR 1LA	DRUM	BS-5102		
1.4	44/60	08/99->02/02	SOL	BS-5069	+ ABS; PR 1LM	DRUM	BS-5416	- ABS; engine ABD/AEX/AKV/APQ/AUD	
			VEN	BS-5070	+ ABS; PR 1LG	DRUM	BS-5427	+ ABS	

	kW/HP		Type			Type			
1.4 16V	55/75	05/00->02/02	VEN	BS-5070		DRUM	BS-5102		
				SOL	BS-5068		DRUM	BS-5102 - ABS; engine AQQ/AUB	
1.4 16V	74/100	08/99->02/02	VEN	BS-5070	- ABS	DRUM	BS-5416	- ABS; engine AFH	
				VEN	BS-5088	+ ABS	DRUM	BS-5427 + ABS	
				SOL	BS-5069	engine AEH; engine AFT; engine AKL	DRUM	BS-5102 01/00->	
1.6	74/101	08/99->02/02	VEN	BS-5070	engine APF; engine AUR				
				VEN	BS-5088	engine APF	DRUM	BS-5427 + ABS	
				SOL	BS-5069	engine ABU; PR AEE	DRUM	BS-5102 engine ALM	
1.6	55/75	08/99->02/02				DRUM	BS-5416	- ABS; engine ABU; engine AEE	
				VEN	BS-5070	engine ALM	DRUM	BS-5427 + ABS; engine ABU; engine AEE	
1.9 SDI	50/68	08/99->02/02	VEN	BS-5070		DRUM	BS-5102		
				VEN	BS-5070				
1.9 TDI	66/90	08/99->02/02				DRUM	BS-5102		
							SOL	BS-5087 ->ch.6KX399999	
1.9 TDI	81/110	08/99->02/02	SOL	BS-5069		DRUM	BS-5427		
<b>IBIZA IV [6L1] </b>									
1.2	47/64	02/02->06/06	VEN	BS-5031	PR 1LQ; PR 1ZF	DRUM	BS-5029	PR 1KM	
1.2	44/60	06/07->05/08	VEN	BS-5031	PR 1LQ; PR 1ZF; PR 1LR; PR 1ZG	DRUM	BS-5029	->03/08	
				VEN	BS-5030	PR 1LN; PR 1ZH	SOL	BS-5032	
1.2 12V	51/70	05/06->11/09				DRUM	BS-5029		
							SOL	BS-5032 PR 1KD; PR 1KS; PR 9U0; PR 9U1	
1.4 16V	74/100	02/02->11/09	VEN	BS-5031	PR 1LQ; PR 1ZF	DRUM	BS-5102	- ABS	
				VEN	BS-5030	PR 1LN; PR 1ZH	SOL	BS-5032	
1.4 16V	55/75	02/02->12/07				DRUM	BS-5029	PR 1KM	
				VEN	BS-5030	PR 1LN; PR 1ZH	SOL	BS-5032	
1.4 16V	63/86	05/06->11/09				DRUM	BS-5029	- ABS; PR 1KM	
				VEN	BS-5031	PR 1LQ; PR 1ZF			
1.4 TDI	55/75	05/02->12/05				DRUM	BS-5029	- ABS	
				VEN	BS-5030	PR 1LN; PR 1ZH	SOL	BS-5032	
1.4 TDI	51/70	05/05->11/09				DRUM	BS-5029		
				VEN	BS-5030	PR 1LN; PR 1ZH	SOL	BS-5032	
1.4 TDI	59/80	06/05->11/09				DRUM	BS-5029		
				VEN	BS-5031	PR 1LQ; PR 1ZF			
1.6	74/101	02/03->11/09				SOL	BS-5032		
				VEN	BS-5031	PR 1LQ; PR 1ZF			
1.6 16V	77/105	11/06->11/09				SOL	BS-5032		
				VEN	BS-5031	PR 1LQ; PR 1ZF	DRUM	BS-5029	
1.8 T Cupra R	132/180	01/04->02/08	VEN	BS-5030	PR 1LN; PR 1ZH	SOL	BS-5032	PR 1KP	



	kw/HP		Type			Type			
1.8 T FR	110/150	12/03->05/08	VEN	BS-5030	PR 1LN; PR 1ZH	SOL	BS-5032		
			VEN	BS-5031	PR 1LQ; PR 1ZF				
1.9 SDI	47/64	02/02->12/05	VEN	BS-5030	PR 1LN; PR 1ZH	SOL	BS-5032		
			VEN	BS-5031	PR 1LQ; PR 1ZF	DRUM	BS-5029		
1.9 TDI	74/100	02/02->11/09	VEN	BS-5031	PR 1LQ; PR 1ZF; PR 1LR; PR 1ZG	SOL	BS-5032	PR 1KD; PR 1KS	
1.9 TDI	96/131	02/02->11/09	VEN	BS-5030	PR 1LN; PR 1ZH	SOL	BS-5032		
			VEN	BS-5031	PR 1LQ; PR 1ZF				
1.9 TDI Cupra R	118/160	03/04->02/08	VEN	BS-5030	PR 1LN; PR 1ZH	SOL	BS-5032	PR 1KK; PR 1KT; PR 1KP	
2.0	85/116	04/02->11/09	VEN	BS-5030	PR 1LN; PR 1ZH	SOL	BS-5032	->03/08	
			VEN	BS-5031	PR 1LQ; PR 1ZF				
<b>IBIZA V (6J5, 6P1) </b>									
1.0	55/75	05/15->	VEN	BS-5030	PR 1ZC; PR 1ZD	SOL	BS-5032	PR 1KT; PR 1KV	
			VEN	BS-5031	PR 1ZG	DRUM	BS-5029		
1.0 TSI	81/110	05/15->	VEN	BS-5030	PR 1ZC; PR 1ZD	SOL	BS-5032	PR 1KT; PR 1KV	
			VEN	BS-5031	PR 1ZG	DRUM	BS-5029		
1.0 TSI	70/95	05/15->	VEN	BS-5030	PR 1ZC; PR 1ZD	SOL	BS-5032	PR 1KT; PR 1KV	
			VEN	BS-5031	PR 1ZG	DRUM	BS-5029		
1.2	51/70	03/08->	VEN	BS-5031	PR 1LQ; PR 1LR; PR 1ZG	SOL	BS-5032	+ ABS; PR 1KK; PR 1KT; PR 1KV	
						DRUM	BS-5029	PR 1KM	
1.2	44/60	07/09->	VEN	BS-5031	PR 1LQ/1LR	SOL	BS-5032	+ ABS; PR 1KK/1KT	
						DRUM	BS-5029	- ABS; PR 1KM	
1.2 TDI	55/75	05/10->	VEN	BS-5031	PR 1LQ/1LR	SOL	BS-5032	+ ABS; PR 1KK/1KT	
						DRUM	BS-5029	- ABS; PR 1KM	
1.2 TSI	66/90	05/15->	VEN	BS-5030	PR 1ZC; PR 1ZD	SOL	BS-5032	PR 1KT; PR 1KV	
			VEN	BS-5031	PR 1ZG	DRUM	BS-5029		
1.2 TSI	63/86	08/12->	VEN	BS-5031	PR 1ZG	SOL	BS-5032	PR 1KT	
						DRUM	BS-5029	PR 1KM	
1.2 TSI	77/105	09/10->	VEN	BS-5031	PR 1LQ; PR 1LR; PR 1ZG	SOL	BS-5032	+ ABS; PR 1KK/1KT	
						DRUM	BS-5029	- ABS; PR 1KM	
1.2 TSI	81/110	09/15->	VEN	BS-5030	PR 1ZC; PR 1ZD	SOL	BS-5032	PR 1KT; PR 1KV	
			VEN	BS-5031	PR 1ZG	DRUM	BS-5029	PR 1KM	
1.4	63/85	03/08->	VEN	BS-5031	PR 1LQ; PR 1LR; PR 1ZG	SOL	BS-5032	+ ABS; PR 1KK/1KT	
						DRUM	BS-5029	PR 1KM	
1.4 TDI	55/75	05/15->	VEN	BS-5030	PR 1ZC; PR 1ZD	SOL	BS-5032	PR 1KT; PR 1KV	
			VEN	BS-5031	PR 1ZG	DRUM	BS-5029		
1.4 TDI	66/90	05/15->	VEN	BS-5030	PR 1ZC; PR 1ZD	SOL	BS-5032	PR 1KT; PR 1KV	
			VEN	BS-5031	PR 1ZG	DRUM	BS-5029		

	kw/HP		Type			Type			
1.4 TDI	77/105	05/15->	VEN	BS-5030	PR 1ZC; PR 1ZD	SOL	BS-5032	PR 1KT; PR 1KV	
			VEN	BS-5031	PR 1ZG	DRUM	BS-5029		
1.4 TDI	59/80	07/08->06/10	VEN	BS-5031	PR 1LQ; PR 1LR	SOL	BS-5032	+ ABS; PR 1KK/1KT	
						DRUM	BS-5029	PR 1KM	
1.4 TSI	110/150	06/09->	VEN	BS-5030	PR 1LC; PR 1ZC	SOL	BS-5032	PR 1KK; PR 1KT	
1.4 TSI	103/140	10/13->	VEN	BS-5030		SOL	BS-5032	PR 1KT/1KV	
			VEN	BS-5031	PR 1ZG				
1.4 TSI	110/150	11/15->	VEN	BS-5030	PR 1ZC; PR 1ZD	SOL	BS-5032	PR 1KT; PR 1KV	
			VEN	BS-5031	PR 1ZG	DRUM	BS-5029	PR 1KM	
1.6	77/105	05/08->	VEN	BS-5031	PR 1LQ; PR 1LR; PR 1ZF; PR 1ZG	SOL	BS-5032	+ ABS; PR 1KK/1KT	
						DRUM	BS-5029	PR 1KM	
1.6 LPG	60/81	05/11->	VEN	BS-5031	PR 1ZG	SOL	BS-5032	PR 1KK/1KT/1KV	
						DRUM	BS-5029	PR 1KM	
1.6 TDI	66/90	05/09->	VEN	BS-5031	PR 1LQ; PR 1LR	SOL	BS-5032	+ ABS; PR 1KK; PR 1KT	
						DRUM	BS-5029	- ABS; PR 1KM	
1.6 TDI	77/105	05/09->	VEN	BS-5031	PR 1LQ; PR 1LR	SOL	BS-5032	+ ABS; PR 1KK/1KT; PR 1KK; PR 1KT	
						DRUM	BS-5029	- ABS; PR 1KM	
1.9 TDI	77/105	03/08->06/10	VEN	BS-5030	PR 1LC/1ZC	SOL	BS-5032	PR 1KK; PR 1KT	
1.9 TDI	66/90	07/08->06/10	VEN	BS-5031	PR 1LQ; PR 1LR	SOL	BS-5032	PR 1KK; PR 1KT	
						DRUM	BS-5029	PR 1KM	
2.0 TDI	105/143	01/10->	VEN	BS-5030	PR 1LC; PR 1ZC	SOL	BS-5032	+ ABS; PR 1KK; PR 1KT	
			VEN	BS-5031	PR 1LQ; PR 1LR				
<b>IBIZA V SPORTCOUPE (6J1, 6P5) </b>									
1.0	55/75	05/15->	VEN	BS-5030	PR 1ZC; PR 1ZD	SOL	BS-5032	PR 1KT; PR 1KV	
			VEN	BS-5031	PR 1ZG	DRUM	BS-5029		
1.0 TSI	70/95	05/15->	VEN	BS-5030	PR 1ZC; PR 1ZD	SOL	BS-5032	PR 1KT; PR 1KV	
			VEN	BS-5031	PR 1ZG	DRUM	BS-5029		
1.0 TSI	81/110	05/15->	VEN	BS-5030	PR 1ZC; PR 1ZD	SOL	BS-5032	PR 1KT; PR 1KV	
			VEN	BS-5031	PR 1ZG	DRUM	BS-5029		
1.2	51/70	07/08->	VEN	BS-5031	PR 1LQ; PR 1LR	SOL	BS-5032	+ ABS; PR 1KK/1KT	
						DRUM	BS-5029	PR 1KM	
1.2	44/60	07/09->	VEN	BS-5031	PR 1LQ; PR 1LR	SOL	BS-5032	PR 1KK; PR 1KT; PR 1KV	
						DRUM	BS-5029	- ABS; PR 1KM	
1.2 TDI	55/75	05/10->	VEN	BS-5031	PR 1LQ/1LR	SOL	BS-5032	+ ABS; PR 1KK/1KT	
						DRUM	BS-5029	- ABS; PR 1KM	
1.2 TSI	66/90	05/15->	VEN	BS-5030	PR 1ZC; PR 1ZD	SOL	BS-5032	PR 1KT; PR 1KV	
			VEN	BS-5031	PR 1ZG	DRUM	BS-5029		

	kw/HP		Type			Type		
1.2 TSI	63/86	08/12->	VEN	BS-5030	PR 1ZG	SOL	BS-5032	PR 1KT/1KV
			VEN	BS-5031				
1.2 TSI	77/105	09/10->	VEN	BS-5031	PR 1LQ/1LR	SOL	BS-5032	+ ABS; PR 1KK/1KT
						DRUM	BS-5029	- ABS; PR 1KM
1.2 TSI	81/110	09/15->	VEN	BS-5030	PR 1ZC; PR 1ZD	SOL	BS-5032	PR 1KT; PR 1KV
			VEN	BS-5031				
1.4	63/85	07/08->	VEN	BS-5031	PR 1LQ/1LR	SOL	BS-5032	+ ABS; PR 1KK/1KT
						DRUM	BS-5029	- ABS; PR 1KM
1.4 TDI	55/75	05/15->	VEN	BS-5030	PR 1ZC; PR 1ZD	SOL	BS-5032	PR 1KT; PR 1KV
			VEN	BS-5031				
1.4 TDI	66/90	05/15->	VEN	BS-5030	PR 1ZC; PR 1ZD	SOL	BS-5032	PR 1KT; PR 1KV
			VEN	BS-5031				
1.4 TDI	77/105	05/15->	VEN	BS-5030	PR 1ZC; PR 1ZD	SOL	BS-5032	PR 1KT; PR 1KV
			VEN	BS-5031				
1.4 TDI	59/80	07/08->06/10	VEN	BS-5031	PR 1LQ/1LR	SOL	BS-5032	+ ABS; PR 1KK/1KT
						DRUM	BS-5029	PR 1KM
1.4 TSI	110/150	06/09->	VEN	BS-5030	PR 1LC; PR 1ZC	SOL	BS-5032	PR 1KK; PR 1KT
1.4 TSI	103/140	10/13->	VEN	BS-5030	PR 1ZG	SOL	BS-5032	PR 1KT/1KV
			VEN	BS-5031				
1.4 TSI	110/150	11/15->	VEN	BS-5030	PR 1ZC; PR 1ZD	SOL	BS-5032	PR 1KT; PR 1KV
			VEN	BS-5031				
1.4 TSI Cupra	132/180	06/09->	VEN	BS-5030	PR 1LC; PR 1ZC	SOL	BS-5032	PR 1KK; PR 1KT
1.6	77/105	07/08->	VEN	BS-5031	PR 1LQ/1LR	SOL	BS-5032	+ ABS; PR 1KK/1KT
						DRUM	BS-5029	- ABS; PR 1KM
1.6 LPG	60/81	05/11->	VEN	BS-5031	PR 1ZG	SOL	BS-5032	PR 1KK; PR 1KT; PR 1KV
						DRUM	BS-5029	PR 1KM
1.6 TDI	66/90	05/09->	VEN	BS-5031	PR 1LQ; PR 1LR	SOL	BS-5032	+ ABS; PR 1KK; PR 1KT
						DRUM	BS-5029	- ABS; PR 1KM
1.6 TDI	77/105	05/09->	VEN	BS-5030	PR 1LN; PR 1ZH	SOL	BS-5032	+ ABS; PR 1KK; PR 1KT
			VEN	BS-5031				
1.8 TSI Cupra	141/192	11/15->				SOL	BS-5032	PR 1KT; PR 1KV
1.9 TDI	66/90	07/08->06/10	VEN	BS-5031	PR 1LQ; PR 1LR	SOL	BS-5032	+ ABS; PR 1KK; PR 1KT
						DRUM	BS-5029	- ABS; PR 1KM
1.9 TDI	77/105	07/08->06/10	VEN	BS-5030	PR 1LC; PR 1ZC	SOL	BS-5032	PR 1KK; PR 1KT
2.0 TDI	105/143	01/10->	VEN	BS-5030	PR 1LC; PR 1ZC	SOL	BS-5032	+ ABS; PR 1KK; PR 1KT
			VEN	BS-5031				



kW/HP



Type


















Type









## IBIZA V ST (6J8, 6P8)

1.0	55/75	05/15->	VEN	BS-5030	PR 1ZC; PR 1ZD	SOL	BS-5032	PR 1KT; PR 1KV
			VEN	BS-5031	PR 1ZG	DRUM	BS-5029	
1.0 TSI	70/95	05/15->	VEN	BS-5030	PR 1ZC; PR 1ZD	SOL	BS-5032	PR 1KT; PR 1KV
			VEN	BS-5031	PR 1ZG	DRUM	BS-5029	
1.0 TSI	81/110	05/15->	VEN	BS-5030	PR 1ZC; PR 1ZD	SOL	BS-5032	PR 1KT; PR 1KV
			VEN	BS-5031	PR 1ZG	DRUM	BS-5029	
1.2	44/60	05/10->	VEN	BS-5031	PR 1LQ/1LR	SOL	BS-5032	+ ABS; PR 1KK/1KT
						DRUM	BS-5029	- ABS; PR 1KM
1.2	51/70	05/10->	VEN	BS-5031	PR 1LQ/1LR	SOL	BS-5032	PR 1KK/1KT; + ABS
						DRUM	BS-5029	PR 1KM; - ABS
1.2 TDI	55/75	04/10->	VEN	BS-5031	PR 1LQ/1LR	SOL	BS-5032	PR 1KK/1KT; + ABS
						DRUM	BS-5029	- ABS; PR 1KM
1.2 TSI	66/90	05/15->	VEN	BS-5030	PR 1ZC; PR 1ZD	SOL	BS-5032	PR 1KT; PR 1KV
			VEN	BS-5031	PR 1ZG	DRUM	BS-5029	
1.2 TSI	77/105	09/10->	VEN	BS-5031	PR 1LQ/1LR	SOL	BS-5032	PR 1KK/1KT; + ABS
						DRUM	BS-5029	- ABS; PR 1KM
1.2 TSI	63/86	09/12->	VEN	BS-5031	PR 1ZG	SOL	BS-5032	PR 1KT
						DRUM	BS-5029	PR 1KM
1.2 TSI	81/110	09/15->	VEN	BS-5030	PR 1ZC; PR 1ZD	SOL	BS-5032	PR 1KT; PR 1KV
			VEN	BS-5031	PR 1ZG	DRUM	BS-5029	PR 1KM
1.4	63/85	03/10->	VEN	BS-5031	PR 1LQ/1LR	SOL	BS-5032	PR 1KK/1KT; + ABS
						DRUM	BS-5029	PR 1KM; - ABS
1.4 TDI	55/75	05/15->	VEN	BS-5030	PR 1ZC; PR 1ZD	SOL	BS-5032	PR 1KT; PR 1KV
			VEN	BS-5031	PR 1ZG	DRUM	BS-5029	
1.4 TDI	66/90	05/15->	VEN	BS-5030	PR 1ZC; PR 1ZD	SOL	BS-5032	PR 1KT; PR 1KV
			VEN	BS-5031	PR 1ZG	DRUM	BS-5029	
1.4 TDI	77/105	05/15->	VEN	BS-5030	PR 1ZC; PR 1ZD	SOL	BS-5032	PR 1KT; PR 1KV
			VEN	BS-5031	PR 1ZG	DRUM	BS-5029	
1.4 TSI	110/150	02/12->	VEN	BS-5030		SOL	BS-5032	PR 1KT
			VEN	BS-5031	PR 1ZG			
1.4 TSI	103/140	10/13->	VEN	BS-5030		SOL	BS-5032	PR 1KT/1KV
			VEN	BS-5031	PR 1ZG			
1.4 TSI	110/150	11/15->	VEN	BS-5030	PR 1ZC; PR 1ZD	SOL	BS-5032	PR 1KT; PR 1KV
			VEN	BS-5031	PR 1ZG	DRUM	BS-5029	PR 1KM
1.6 TDI	66/90	03/10->	VEN	BS-5031	PR 1LQ/1LR	SOL	BS-5032	+ ABS; PR 1KK/1KT
						DRUM	BS-5029	PR 1KM; - ABS

	<b>kW/HP</b>		<b>Type</b>			<b>Type</b>			
1.6 TDI	77/105	03/10->	VEN	BS-5031	PR 1LQ/1LR	SOL	BS-5032	PR 1KK/1KT; + ABS	
						DRUM	BS-5029	PR 1KM; - ABS	
<b>INCA [6K9] </b>									
1.4 16V	55/75	04/00->06/03	VEN	BS-5088	PR 1LY; PR 1ZK; ch.9KT011101->				
			SOL	BS-5089	PR 1LL; ->ch.9KT011100				
1.4 i	44/60	11/95->06/03	VEN	BS-5088	PR 1LY; PR 1ZK; ch.9KT011101->	DRUM	BS-5571	06/99->; ->08/00	
			SOL	BS-5089	PR 1LL; ->ch.9KT011100				
1.6 i	55/75	06/97->09/00	VEN	BS-5088	PR 1LY; PR 1ZK; ch.9KT011101->				
1.6 i	55/75	11/95->05/98	VEN	BS-5088	PR 1LY; PR 1ZK; ch.9KT011101->				
			SOL	BS-5089	PR 1LL; ->ch.9KT011100				
1.7 D	42/57	09/96->06/03	VEN	BS-5088	PR 1LY; PR 1ZK; ch.9KT011101->				
			SOL	BS-5089	PR 1LL; ->ch.9KT011100				
1.9 D	47/64	11/95->06/03	VEN	BS-5088	PR 1LY; PR 1ZK; ch.9KT011101->				
			SOL	BS-5089	PR 1LL; ->ch.9KT011100				
1.9 SDI	47/64	11/95->06/03	VEN	BS-5088	PR 1LY; PR 1ZK; ch.9KT011101->				
			SOL	BS-5089	PR 1LL; ->ch.9KT011100				
1.9 TDI	66/90	09/96->06/03	VEN	BS-5088	PR 1LY; PR 1ZK; ch.9KT011101->				
			SOL	BS-5089	PR 1LL; ->ch.9KT011100				
<b>LEON (1M1) </b>									
1.4 16V	55/75	11/99->06/06	VEN	BS-5030	PR 1LN; PR 1LE				
			VEN	BS-5031	PR 1LQ	SOL	BS-5032	PR 1KK; PR 1KQ; PR 1KP	
			VEN	BS-5251	PR 1LS				
1.6	75/102	10/05->06/06	VEN	BS-5030	PR 1LE				
			VEN	BS-5031	PR 1LQ	SOL	BS-5032	PR 1KK/1KP/1KQ	
			VEN	BS-5251	PR 1LS				
1.6	74/100	11/99->06/06	VEN	BS-5030	PR 1LN; PR 1LE				
			VEN	BS-5031	PR 1LQ	SOL	BS-5032	PR 1KK; PR 1KQ; PR 1KP	
			VEN	BS-5251	PR 1LS				
1.6 16 V	77/105	09/00->06/06	VEN	BS-5030	PR 1LN; PR 1LE				
			VEN	BS-5031	PR 1LQ	SOL	BS-5032	PR 1KK; PR 1KQ; PR 1KP	
			VEN	BS-5251	PR 1LS				
1.8 20V	92/125	11/99->06/06	VEN	BS-5030	PR 1LN; PR 1LE				
			VEN	BS-5031	PR 1LQ	SOL	BS-5032	PR 1KK; PR 1KQ; PR 1KP	
			VEN	BS-5251	PR 1LS				
1.8 20V T	132/180	11/99->06/06	VEN	BS-5030	PR 1LN; PR 1LE				
			VEN	BS-5031	PR 1LQ	SOL	BS-5032	PR 1KK; PR 1KQ; PR 1KP	
			VEN	BS-5251	PR 1LS				

	kW/HP		Type			Type			
1.8 20V T 4	132/180	11/99->06/06	VEN	BS-5030	PR 1LN; PR 1LE				
			VEN	BS-5031	PR 1LQ	SOL	BS-5032	PR 1KK; PR 1KQ; PR 1KP	
			VEN	BS-5251	PR 1LS				
1.9 SDI	50/68	11/99->06/06	VEN	BS-5031	PR 1LQ	SOL	BS-5032		
			VEN	BS-5251	PR 1LS				
1.9 TDI	96/130	05/03->06/06	VEN	BS-5030	PR 1LN; PR 1LE				
			VEN	BS-5031	PR 1LQ	SOL	BS-5032	PR 1KK; PR 1KQ; PR 1KP	
			VEN	BS-5251	PR 1LS				
1.9 TDI	110/150	09/00->06/06	VEN	BS-5030	PR 1LN; PR 1LE				
			VEN	BS-5031	PR 1LQ	SOL	BS-5032	PR 1KK; PR 1KQ; PR 1KP	
			VEN	BS-5251	PR 1LS				
1.9 TDI	74/100	10/05->06/06	VEN	BS-5030	PR 1LN; PR 1LE; MD ECONOMY				
			VEN	BS-5031	PR 1LQ	SOL	BS-5032	PR 1KK; PR 1KQ; PR 1KP	
			VEN	BS-5251	PR 1LS				
1.9 TDI	66/90	11/99->06/06	VEN	BS-5031	->04/01; Ø wheel 14` in	SOL	BS-5032	->09/02	
			VEN	BS-5041	08/05->				
			VEN	BS-5251	->09/02; Ø wheel 15` in	SOL	BS-5044	08/05->	
1.9 TDI	81/110	11/99->06/06	VEN	BS-5031	Ø wheel 14` in	SOL	BS-5032	->10/05	
			VEN	BS-5041	08/05->				
			VEN	BS-5251	->10/05; Ø wheel 15` in	SOL	BS-5044	08/05->	
1.9 TDI Syncro	110/150	05/02->06/06	VEN	BS-5030	PR 1LN; PR 1LE				
			VEN	BS-5031	PR 1LQ	SOL	BS-5032	PR 1KK; PR 1KQ; PR 1KP	
			VEN	BS-5251	PR 1LS				
<b>LEON (1P1) </b>									
1.2 TSI	77/105	02/10->12/12	VEN	BS-5041	PR 1ZF/1ZM	SOL	BS-5044	PR 1KD	
						SOL	BS-5116	PR 1KS; PR 1KT	
			VEN	BS-5043	PR 1ZE	SOL	BS-5398	PR 1KZ/1KY	
1.4 16V	63/86	06/06->12/12				SOL	BS-5044		
			VEN	BS-5041	PR 1ZF/ZM	SOL	BS-5116	PR 1KS; PR 1KT	
						SOL	BS-5398	PR 1KZ; PR 1KY	
1.4 TSI	92/125	11/07->12/12	VEN	BS-5041	PR 1ZF/1ZM	SOL	BS-5044	PR 1KD	
						SOL	BS-5116	PR 1KS; PR 1KT	
			VEN	BS-5043	PR 1ZE	SOL	BS-5398	PR 1KZ; PR 1KY	
1.6	75/102	07/05->12/12	VEN	BS-5016	PR 1LJ	SOL	BS-5044	PR 1KD	
			VEN	BS-5041	PR 1ZF; PR 1ZM	SOL	BS-5116	PR 1KS; PR 1KT	
			VEN	BS-5043	PR 1ZE	SOL	BS-5398	PR 1KZ; PR 1KY	

	kW/HP		Type			Type		
						SOL	BS-5044	PR 1KD
1.6 LPG	75/102	12/09->12/12	VEN	BS-5043	PR 1ZE	SOL	BS-5116	PR 1KS; PR 1KT
						SOL	BS-5398	PR 1KZ; PR 1KY
1.6 TDI	77/105	02/10->12/12	VEN	BS-5041	PR 1ZF/1ZM	SOL	BS-5044	PR 1KD
						SOL	BS-5116	PR 1KS; PR 1KT
						SOL	BS-5398	PR 1KZ; PR 1KY
1.6 TDI	66/90	11/10->12/12	VEN	BS-5041	PR 1ZF/1ZM	SOL	BS-5044	PR 1KD
						SOL	BS-5116	PR 1KS; PR 1KT
						SOL	BS-5398	PR 1KZ; PR 1KY
1.8 TSI	118/160	06/07->12/12	VEN	BS-5043	PR 1ZE	SOL	BS-5044	PR 1KD
						SOL	BS-5116	PR 1KS; PR 1KT
						SOL	BS-5398	PR 1KZ; PR 1KY
1.9 TDI	77/105	07/05->12/10	VEN	BS-5041	PR 1ZF; PR 1ZM	SOL	BS-5044	PR 1KD
						SOL	BS-5116	PR 1KS; PR 1KT
						SOL	BS-5398	PR 1KZ; PR 1KY
2.0 Cupra R	195/265	09/09->12/12				SOL	BS-5044	PR 1KD
						SOL	BS-5116	PR 1KS; PR 1KT
						SOL	BS-5398	PR 1KZ/1KY
2.0 FSI	110/150	07/05->05/10	VEN	BS-5016	PR 1LJ; PR 1ZA	SOL	BS-5044	PR 1KD
			VEN	BS-5043	PR 1ZE	SOL	BS-5116	PR 1KS; PR 1KT
2.0 TDI	125/170	05/06->12/12	VEN	BS-5016	PR 1LJ/1ZA	SOL	BS-5116	
			VEN	BS-5043	PR 1ZE			
2.0 TDI	100/136	07/05->05/10	VEN	BS-5041	PR 1ZM/1ZF	SOL	BS-5044	PR 1KD
			VEN	BS-5043	PR 1ZE	SOL	BS-5116	PR 1KS; PR 1KT
						SOL	BS-5398	PR 1KY/1KZ
2.0 TDI	103/140	10/05->10/10	VEN	BS-5016	PR 1LJ	SOL	BS-5044	PR 1KD
			VEN	BS-5041	PR 1ZF; PR 1ZM	SOL	BS-5116	PR 1KS; PR 1KT
			VEN	BS-5043	PR 1ZE	SOL	BS-5398	PR 1KZ; PR 1KY
2.0 TDI 16V	103/140	07/05->12/12	VEN	BS-5041	PR 1ZF; PR 1ZM	SOL	BS-5044	PR 1KD
						SOL	BS-5116	PR 1KS; PR 1KT
						SOL	BS-5398	PR 1KZ; PR 1KY
2.0 TFSI	147/200	05/05->03/09	VEN	BS-5016	PR 1LJ; PR 1ZA	SOL	BS-5044	PR 1KD
			VEN	BS-5043	PR 1ZE	SOL	BS-5116	PR 1KS; PR 1KT
2.0 TFSI	155/211	06/09->12/12	VEN	BS-5016	PR 1LJ/1ZA	SOL	BS-5044	PR 1KD
						SOL	BS-5116	PR 1KS; PR 1KT
						SOL	BS-5398	PR 1KZ/1KY
2.0 TFSI	136/185	09/05->05/06	VEN	BS-5016	PR 1LJ; PR 1ZA	SOL	BS-5044	PR 1KD
			VEN	BS-5043	PR 1ZE	SOL	BS-5116	PR 1KS; PR 1KT



kW/HP



Type



Type



2.0 TFSI

177/240

11/06-&gt;05/11

SOL BS-5044 PR 1KD

SOL BS-5116 PR 1KS; PR 1KT

SOL BS-5398 PR 1KZ; PR 1KY

## LEON (5F1)

1.0 TSI

85/115

05/15-&gt;

VEN BS-5016 PR 1ZA

SOL BS-5044 PR 1KD

VEN BS-5043 PR 1ZE

SOL BS-5116 PR 1KS

1.2 TSI

77/105

01/13-&gt;

VEN BS-5016 PR 1ZA

SOL BS-5044 PR 1KD

VEN BS-5043 PR 1ZE

SOL BS-5116 PR 1KS

1.2 TSI

81/110

04/14-&gt;

VEN BS-5016 PR 1ZA

SOL BS-5044 PR 1KD

VEN BS-5043 PR 1ZE

SOL BS-5116 PR 1KS

1.2 TSI

63/86

12/12-&gt;

VEN BS-5016 PR 1ZA

SOL BS-5044 PR 1KD

VEN BS-5043 PR 1ZE

SOL BS-5116 PR 1KS

1.4 TGI

81/110

02/13-&gt;

VEN BS-5016 11/13-&gt;; PR 1ZA

SOL BS-5044 11/13-&gt;; PR 1KD

VEN BS-5043 11/13-&gt;; PR 1ZE

SOL BS-5116 11/13-&gt;; PR 1KS

1.4 TSI

92/125

05/14-&gt;

VEN BS-5016 PR 1ZA

SOL BS-5044 PR 1KD

VEN BS-5043 PR 1ZE

SOL BS-5116 PR 1KS

1.4 TSI

110/150

05/14-&gt;

SOL BS-5044 PR 1KD

SOL BS-5116 PR 1KS; PR 1KT

SOL BS-5398 PR 1KZ; PR 1KY

1.4 TSI

103/140

09/12-&gt;

VEN BS-5016 PR 1ZA

SOL BS-5044 PR 1KD

VEN BS-5043 PR 1ZE

SOL BS-5116 PR 1KS

1.4 TSI

90/122

11/12-&gt;

VEN BS-5016 PR 1ZA

SOL BS-5044 PR 1KD

VEN BS-5043 PR 1ZE

SOL BS-5116 PR 1KS

1.6 TDI

81/110

09/13-&gt;

VEN BS-5016 PR 1ZA

SOL BS-5044 PR 1KD

VEN BS-5043 PR 1ZE

SOL BS-5116 PR 1KS

1.6 TDI

77/105

11/12-&gt;

VEN BS-5016 PR 1ZA

SOL BS-5044 PR 1KD

VEN BS-5043 PR 1ZE

SOL BS-5116 PR 1KS

1.6 TDI

66/90

11/12-&gt;

VEN BS-5016 PR 1ZA

SOL BS-5044 PR 1KD

VEN BS-5043 PR 1ZE

SOL BS-5116 PR 1KS

1.8 TSI

132/180

02/13-&gt;

VEN BS-5016 PR 1ZA

SOL BS-5044 PR 1KD

VEN BS-5043 PR 1ZE

SOL BS-5116 PR 1KS

2.0 Cupra

206/280

10/13-&gt;

SOL BS-5044 PR 1KD

SOL BS-5116 PR 1KS; PR 1KT

SOL BS-5398 PR 1KZ/1KY

2.0 Cupra

195/265








10/13-&gt;








SOL BS-5044 PR 1KD








SOL BS-5116 PR 1KS; PR 1KT








SOL BS-5398 PR 1KZ/1KY









	kw/HP		Type			Type		
2.0 TDI	105/143	05/13->	VEN	BS-5016	PR 1ZA	SOL	BS-5044	PR 1KD
			VEN	BS-5043	PR 1ZE	SOL	BS-5116	PR 1KS
2.0 TDI	81/110	05/13->	VEN	BS-5016	PR 1ZA	SOL	BS-5044	PR 1KD
			VEN	BS-5043	PR 1ZE	SOL	BS-5116	PR 1KS
2.0 TDI	135/184	09/12->	VEN	BS-5016	PR 1ZA	SOL	BS-5044	PR 1KD
			VEN	BS-5043	PR 1ZE	SOL	BS-5116	PR 1KS
2.0 TDI	110/150	10/12->	VEN	BS-5016	PR 1ZA	SOL	BS-5044	PR 1KD
			VEN	BS-5043	PR 1ZE	SOL	BS-5116	PR 1KS
<b>LEON SC (5F5) </b>								
1.0 TSI	85/115	05/15->	VEN	BS-5016	PR 1ZA	SOL	BS-5044	PR 1KD
			VEN	BS-5043	PR 1ZE	SOL	BS-5116	PR 1KS
1.2 TSI	63/86	01/13->	VEN	BS-5016	PR 1ZA	SOL	BS-5044	PR 1KD
			VEN	BS-5043	PR 1ZE	SOL	BS-5116	PR 1KS
1.2 TSI	77/105	02/13->	VEN	BS-5016	PR 1ZA	SOL	BS-5044	PR 1KD
			VEN	BS-5043	PR 1ZE	SOL	BS-5116	PR 1KS
1.2 TSI	81/110	05/14->	VEN	BS-5016	PR 1ZA	SOL	BS-5044	PR 1KD
			VEN	BS-5043	PR 1ZE	SOL	BS-5116	PR 1KS
1.4 TSI	90/122	02/13->	VEN	BS-5016	PR 1ZA	SOL	BS-5044	PR 1KD
			VEN	BS-5043	PR 1ZE	SOL	BS-5116	PR 1KS
1.4 TSI	103/140	02/13->	VEN	BS-5016	PR 1ZA	SOL	BS-5044	PR 1KD
			VEN	BS-5043	PR 1ZE	SOL	BS-5116	PR 1KS
1.4 TSI	92/125	05/14->	VEN	BS-5016	PR 1ZA	SOL	BS-5044	PR 1KD
			VEN	BS-5043	PR 1ZE	SOL	BS-5116	PR 1KS
1.4 TSI	110/150	05/14->				SOL	BS-5044	PR 1KD
						SOL	BS-5116	PR 1KS; PR 1KT
						SOL	BS-5398	PR 1KZ; PR 1KY
1.6 TDI	66/90	02/13->	VEN	BS-5016	PR 1ZA	SOL	BS-5044	PR 1KD
			VEN	BS-5043	PR 1ZE	SOL	BS-5116	PR 1KS
1.6 TDI	77/105	02/13->	VEN	BS-5016	PR 1ZA	SOL	BS-5044	PR 1KD
			VEN	BS-5043	PR 1ZE	SOL	BS-5116	PR 1KS
1.6 TDI	81/110	09/13->	VEN	BS-5016	PR 1ZA	SOL	BS-5044	PR 1KD
			VEN	BS-5043	PR 1ZE	SOL	BS-5116	PR 1KS
1.8 TSI	132/180	02/13->	VEN	BS-5016	PR 1ZA	SOL	BS-5044	PR 1KD
			VEN	BS-5043	PR 1ZE	SOL	BS-5116	PR 1KS
2.0 Cupra	195/265	10/13->				SOL	BS-5044	PR 1KD
						SOL	BS-5116	PR 1KS; PR 1KT
						SOL	BS-5398	PR 1KZ; PR 1KY

	kW/HP		Type			Type			
						SOL	BS-5044	PR 1KD	
2.0 Cupra	206/280	10/13->				SOL	BS-5116	PR 1KS; PR 1KT	
						SOL	BS-5398	PR 1KZ; PR 1KY	
2.0 TDI	81/110	02/13->	VEN	BS-5016	PR 1ZA	SOL	BS-5044	PR 1KD	
			VEN	BS-5043	PR 1ZE	SOL	BS-5116	PR 1KS	
2.0 TDI	110/150	02/13->	VEN	BS-5016	PR 1ZA	SOL	BS-5044	PR 1KD	
			VEN	BS-5043	PR 1ZE	SOL	BS-5116	PR 1KS	
2.0 TDI	135/184	03/13->	VEN	BS-5016	PR 1ZA	SOL	BS-5044	PR 1KD	
			VEN	BS-5043	PR 1ZE	SOL	BS-5116	PR 1KS	
2.0 TDI	105/143	05/13->	VEN	BS-5016	PR 1ZA	SOL	BS-5044	PR 1KD	
			VEN	BS-5043	PR 1ZE	SOL	BS-5116	PR 1KS	
<b>LEON ST [5F8]</b> 									
1.0 TSI	85/115	05/15->	VEN	BS-5016	PR 1ZA	SOL	BS-5044	PR 1KD	
			VEN	BS-5043	PR 1ZE	SOL	BS-5116	PR 1KS	
1.2 TSI	81/110	05/14->	VEN	BS-5016	PR 1ZA	SOL	BS-5044	PR 1KD	
			VEN	BS-5043	PR 1ZE	SOL	BS-5116	PR 1KS	
1.2 TSI	77/105	08/13->	VEN	BS-5016	PR 1ZA	SOL	BS-5044	PR 1KD	
			VEN	BS-5043	PR 1ZE	SOL	BS-5116	PR 1KS	
1.2 TSI	63/86	11/13->	VEN	BS-5016	PR 1ZA	SOL	BS-5044	PR 1KD	
			VEN	BS-5043	PR 1ZE	SOL	BS-5116	PR 1KS	
1.4 TGI	81/110	10/13->	VEN	BS-5016	08/14->; PR 1ZA	SOL	BS-5044	08/14->; PR 1KD	
			VEN	BS-5043	08/14->; PR 1ZE	SOL	BS-5116	08/14->; PR 1KS	
1.4 TSI	92/125	05/14->	VEN	BS-5016	PR 1ZA	SOL	BS-5044	PR 1KD	
			VEN	BS-5043	PR 1ZE	SOL	BS-5116	PR 1KS	
1.4 TSI	110/150	05/14->				SOL	BS-5044	PR 1KD	
						SOL	BS-5116	PR 1KS; PR 1KT	
						SOL	BS-5398	PR 1KZ; PR 1KY	
1.4 TSI	103/140	10/13->	VEN	BS-5016	PR 1ZA	SOL	BS-5044	PR 1KD	
			VEN	BS-5043	PR 1ZE	SOL	BS-5116	PR 1KS	
1.4 TSI	90/122	10/13->	VEN	BS-5016	PR 1ZA	SOL	BS-5044	PR 1KD	
			VEN	BS-5043	PR 1ZE	SOL	BS-5116	PR 1KS	
1.6 TDI	81/110	09/13->	VEN	BS-5016	PR 1ZA	SOL	BS-5044	PR 1KD	
			VEN	BS-5043	PR 1ZE	SOL	BS-5116	PR 1KS	
1.6 TDI	77/105	10/13->	VEN	BS-5016	PR 1ZA	SOL	BS-5044	PR 1KD	
			VEN	BS-5043	PR 1ZE	SOL	BS-5116	PR 1KS	
1.6 TDI	66/90	11/13->	VEN	BS-5016	PR 1ZA	SOL	BS-5044	PR 1KD	
			VEN	BS-5043	PR 1ZE	SOL	BS-5116	PR 1KS	







	kW/HP		Type			Type		
1.6 TDI 4Drive	77/105	04/14->	VEN	BS-5016	PR 1ZA	SOL	BS-5044	PR 1KD
			VEN	BS-5043	PR 1ZE	SOL	BS-5116	PR 1KS
1.6 TDI 4Drive	81/110	11/14->	VEN	BS-5016	PR 1ZA	SOL	BS-5044	PR 1KD
			VEN	BS-5043	PR 1ZE	SOL	BS-5116	PR 1KS
1.8 TSI	132/180	10/13->	VEN	BS-5016	PR 1ZA	SOL	BS-5044	PR 1KD
			VEN	BS-5043	PR 1ZE	SOL	BS-5116	PR 1KS
1.8 TSI 4Drive	132/180	11/14->	VEN	BS-5016	PR 1ZA	SOL	BS-5044	PR 1KD
			VEN	BS-5043	PR 1ZE	SOL	BS-5116	PR 1KS
2.0 Cupra	195/265	10/13->				SOL	BS-5116	PR 1KS
2.0 Cupra	206/280	10/13->				SOL	BS-5116	PR 1KS
2.0 TDI	135/184	08/13->	VEN	BS-5016	PR 1ZA	SOL	BS-5044	PR 1KD
			VEN	BS-5043	PR 1ZE	SOL	BS-5116	PR 1KS
2.0 TDI	110/150	10/13->	VEN	BS-5016	PR 1ZA	SOL	BS-5044	PR 1KD
			VEN	BS-5043	PR 1ZE	SOL	BS-5116	PR 1KS
2.0 TDI	105/143	10/13->	VEN	BS-5016	PR 1ZA	SOL	BS-5044	PR 1KD
			VEN	BS-5043	PR 1ZE	SOL	BS-5116	PR 1KS
2.0 TDI	81/110	11/13->	VEN	BS-5016	PR 1ZA	SOL	BS-5044	PR 1KD
			VEN	BS-5043	PR 1ZE	SOL	BS-5116	PR 1KS
2.0 TDI 4Drive	110/150	04/14->	VEN	BS-5016	PR 1ZA	SOL	BS-5044	PR 1KD
			VEN	BS-5043	PR 1ZE	SOL	BS-5116	PR 1KS
2.0 TDI 4Drive	135/184	11/14->	VEN	BS-5016	PR 1ZA	SOL	BS-5044	PR 1KD
			VEN	BS-5043	PR 1ZE	SOL	BS-5116	PR 1KS
<b>TOLEDO I (1L) </b>								
1.6 i	55/75	01/93->03/99	SOL	BS-5069	+ ABS	SOL	BS-5087	01/97-> ->10/98; + ABS
						DRUM	BS-5416	->12/93
						DRUM	BS-5427	01/94-> ->10/98
1.6 i	54/73	05/91->03/99	SOL	BS-5069		SOL	BS-5087	+ ABS
						DRUM	BS-5416	->12/93
						DRUM	BS-5427	01/94-> ->08/95
1.6 i	52/71	05/91->12/93	SOL	BS-5069		SOL	BS-5087	+ ABS
						DRUM	BS-5416	- ABS
1.6 i	74/101	11/96->03/99	SOL	BS-5069	->10/98; + ABS	SOL	BS-5087	+ ABS
						DRUM	BS-5427	- ABS
1.8 16V	98/133	05/91->03/99	VEN	BS-5088	->04/94	SOL	BS-5087	->04/94
1.8 16V	92/125	05/91->03/99	VEN	BS-5088	->04/94	SOL	BS-5087	->04/94
1.8 i	65/88	05/91->12/96	SOL	BS-5069		SOL	BS-5087	
						DRUM	BS-5427	

	kW/HP		Type			Type			
1.8 i	66/90	11/93->12/96	SOL	BS-5069		SOL	BS-5087	+ ABS	
						DRUM	BS-5427	- ABS	
1.9 D	50/68	05/91->03/99	SOL	BS-5069	->10/98; + ABS	SOL	BS-5087	01/97->; ->10/98; + ABS	
						DRUM	BS-5427	->10/98	
1.9 D	47/64	12/95->03/99	SOL	BS-5069	->10/98; + ABS	SOL	BS-5087	01/97->; ->10/98; + ABS	
						DRUM	BS-5427	->10/98	
1.9 TD	55/75	05/91->03/99	SOL	BS-5069	->10/98; + ABS	SOL	BS-5087	01/97->; ->10/98; + ABS	
						DRUM	BS-5427	->10/98	
1.9 TDI	66/90	08/95->03/99	SOL	BS-5069	+ ABS; exc.eng 1Z	SOL	BS-5087	06/96->; + ABS	
			VEN	BS-5088	01/96->	DRUM	BS-5427	- ABS	
1.9 TDI	81/110	11/96->03/99	VEN	BS-5088	->10/98	SOL	BS-5087	->10/98	
2.0 i	85/115	05/91->03/99	VEN	BS-5088	->12/96	SOL	BS-5087		
<b>TOLEDO II (1M2)</b> 									
1.4 16V	55/75	01/00->05/02	VEN	BS-5030	PR 1LN/1LE				
			VEN	BS-5031	PR 1LQ	SOL	BS-5032	PR 1KK/1KQ/1KP	
			VEN	BS-5251	PR 1LS				
1.6	74/100	10/98->07/04	VEN	BS-5030	PR 1LN; PR 1LE				
			VEN	BS-5031	PR 1LQ	SOL	BS-5032	PR 1KK; PR 1KQ; PR 1KP	
			VEN	BS-5251	PR 1LS				
1.6 16V	77/105	06/00->05/06	VEN	BS-5030	PR 1LN; PR 1LE				
			VEN	BS-5031	PR 1LQ	SOL	BS-5032	PR 1KK; PR 1KQ; PR 1KP	
			VEN	BS-5251	PR 1LS				
1.8 20V	92/125	10/98->07/04	VEN	BS-5030	PR 1LN; PR 1LE				
			VEN	BS-5031	PR 1LQ	SOL	BS-5032	PR 1KK; PR 1KQ; PR 1KP	
			VEN	BS-5251	PR 1LS				
1.8 20VT	132/180	09/00->07/04	VEN	BS-5030	PR 1LE				
			VEN	BS-5031	PR 1LQ	SOL	BS-5032	PR 1KK; PR 1KQ; PR 1KP	
			VEN	BS-5251	PR 1LS				
1.9 TDI	66/90	03/99->07/04	VEN	BS-5030	PR 1LE				
			VEN	BS-5031	PR 1LQ; Ø wheel 14" in	SOL	BS-5032	PR 1KK; PR 1KP; PR 1KQ	
			VEN	BS-5251	PR 1LS; Ø wheel 15" in				
1.9 TDI	96/130	05/03->05/06	VEN	BS-5030	PR 1LN; PR 1LE				
			VEN	BS-5031	PR 1LQ	SOL	BS-5032	PR 1KK; PR 1KQ; PR 1KP	
			VEN	BS-5251	PR 1LS				
1.9 TDI	110/150	10/00->07/04	VEN	BS-5030	PR 1LN; PR 1LE				
			VEN	BS-5031	PR 1LQ	SOL	BS-5032	PR 1KK; PR 1KQ; PR 1KP	
			VEN	BS-5251	PR 1LS				

	kW/HP		Type			Type		
1.9 TDI	81/110	10/98->07/04	VEN	BS-5031	PR 1LQ	SOL	BS-5032	PR 1KK; PR 1KP; PR 1KQ
			VEN	BS-5251	PR 1LS			
			VEN	BS-5030	PR 1LN; PR 1LE			
2.3 V5	110/150	10/98->11/00	VEN	BS-5031	PR 1LQ	SOL	BS-5032	PR 1KP; PR 1KK; PR 1KQ
			VEN	BS-5251	PR 1LS			
2.3 V5 20V	125/170	09/00->11/03	VEN	BS-5030	PR 1LN; PR 1LE	SOL	BS-5032	PR 1KP; PR 1KK; PR 1KQ
			VEN	BS-5031	PR 1LQ			
			VEN	BS-5251	PR 1LS			

**TOLEDO III [5P2]** 

1.4 16V	63/86	05/06->05/09	VEN	BS-5041	PR 1ZF; PR 1ZM	SOL	BS-5042	PR 1KF
						SOL	BS-5044	PR 1KD
						SOL	BS-5398	PR 1KZ; PR 1KJ
1.6	75/102	10/04->05/09	VEN	BS-5041		SOL	BS-5042	PR 1KF
						SOL	BS-5044	PR 1KD
						SOL	BS-5398	PR 1KZ/1KJ
1.8 TFSI	118/160	01/07->05/09	VEN	BS-5043		SOL	BS-5042	PR 1KF
						SOL	BS-5044	PR 1KD
						SOL	BS-5398	PR 1KZ; PR 1KJ
1.9 TDI	77/105	10/04->05/09	VEN	BS-5041	PR 1ZF	SOL	BS-5042	PR 1KF
			VEN	BS-5043	PR 1ZE	SOL	BS-5044	PR 1KD
						SOL	BS-5398	PR 1KZ; PR 1KJ
2.0 FSI	110/150	10/04->05/09	VEN	BS-5043		SOL	BS-5042	PR 1KF
						SOL	BS-5044	PR 1KD
						SOL	BS-5398	PR 1KZ; PR 1KJ
2.0 TDI	125/170	01/06->05/09	VEN	BS-5043		SOL	BS-5042	PR 1KF
						SOL	BS-5044	PR 1KD
						SOL	BS-5398	PR 1KZ; PR 1KJ
2.0 TDI	100/136	09/04->05/09	VEN	BS-5041		SOL	BS-5042	PR 1KF
						SOL	BS-5044	PR 1KD
						SOL	BS-5398	PR 1KZ; PR 1KJ
2.0 TDI	103/140	11/05->05/09	VEN	BS-5041		SOL	BS-5042	PR 1KF
						SOL	BS-5044	PR 1KD
						SOL	BS-5398	PR 1KZ; PR 1KJ
2.0 TDI 16V	103/140	04/04->05/09	VEN	BS-5041		SOL	BS-5042	PR 1KF
						SOL	BS-5044	PR 1KD
						SOL	BS-5398	PR 1KF

	kw/HP		Type			Type		
2.0 TFSI	147/200	11/05->05/09	VEN	BS-5043		SOL	BS-5042	PR 1KF
						SOL	BS-5044	PR 1KD
						SOL	BS-5398	PR 1KZ; PR 1KJ








### TOLEDO IV (KG3)







1.2	55/75	07/12->	VEN	BS-5030	PR 1ZC	SOL	BS-5032	PR 1KT
			VEN	BS-5031	PR 1ZG			
1.2 TSI	66/90	05/15->	VEN	BS-5030	PR 1ZC	SOL	BS-5032	PR 1KT
			VEN	BS-5031	PR 1ZG			
1.2 TSI	81/110	05/15->	VEN	BS-5030	PR 1ZC	SOL	BS-5032	PR 1KT
			VEN	BS-5031	PR 1ZG			
1.2 TSI	63/86	07/12->	VEN	BS-5030	PR 1ZC	SOL	BS-5032	PR 1KT
			VEN	BS-5031	PR 1ZG			
1.2 TSI	77/105	07/12->	VEN	BS-5030	PR 1ZC	SOL	BS-5032	PR 1KT
			VEN	BS-5031	PR 1ZG			
1.4 TDI	66/90	05/15->	VEN	BS-5030	PR 1ZC	SOL	BS-5032	PR 1KT
			VEN	BS-5031	PR 1ZG			
1.4 TSI	92/125	05/15->	VEN	BS-5030	PR 1ZC	SOL	BS-5032	PR 1KT
			VEN	BS-5031	PR 1ZG			
1.4 TSI	90/122	07/12->	VEN	BS-5030	PR 1ZC	SOL	BS-5032	PR 1KT
			VEN	BS-5031	PR 1ZG			
1.6	77/105	07/13->	VEN	BS-5030	PR 11ZC	SOL	BS-5032	PR 1KT
			VEN	BS-5031	PR 1ZG			
1.6 TDI	85/115	05/15->	VEN	BS-5030	PR 1ZC	SOL	BS-5032	PR 1KT
			VEN	BS-5031	PR 1ZG			
1.6 TDI	66/90	06/13->	VEN	BS-5030	PR 1ZC	SOL	BS-5032	PR 1KT
			VEN	BS-5031	PR 1ZG			
1.6 TDI	77/105	07/12->	VEN	BS-5030	PR 1ZC	SOL	BS-5032	PR 1KT
			VEN	BS-5031	PR 1ZG			

### SKODA

#### FABIA

1.2	51/70	01/07->12/14	VEN	BS-5031	PR 1LQ; PR 1LR; PR 1ZG	DRUM	BS-5029	PR 1KM
1.2	44/60	12/06->12/14	VEN	BS-5031	PR 1LQ; PR 1LR; PR 1ZG; ->11/11	DRUM	BS-5029	PR 1KM; ->11/11
			VEN	BS-5337	PR 1LB; PR 1LM; ->11/11			
1.2 12V	44/60	11/11->12/14	VEN	BS-5030	PR 1LN	SOL	BS-5032	
			VEN	BS-5031	PR 1LE; PR 1ZG	DRUM	BS-5029	PR 1KM
1.2 TDI	55/75	05/10->12/14	VEN	BS-5030	PR 1ZC			
			VEN	BS-5031	PR 1ZG	DRUM	BS-5029	- ABS; PR 1KM

	kw/HP		Type			Type		
1.2 TSI	77/105	03/10->12/14	VEN	BS-5030	PR 1ZC	SOL	BS-5032	+ ABS; PR 1KT
			VEN	BS-5031	PR 1ZG	DRUM	BS-5029	- ABS; PR 1KM
1.2 TSI	63/86	03/10->12/14	VEN	BS-5030	PR 1ZC	SOL	BS-5032	+ ABS; PR 1KT
			VEN	BS-5031	PR 1ZG	DRUM	BS-5029	- ABS; PR 1KM
1.4	63/86	01/07->12/14	VEN	BS-5030	PR 1LN	SOL	BS-5032	+ ABS
			VEN	BS-5031	PR 1LQ; PR 1LR	DRUM	BS-5029	
			VEN	BS-5337	PR 1LB; PR 1LM			
1.4 TDI	59/80	01/07->03/10	VEN	BS-5030	PR 1LN	SOL	BS-5032	+ ABS
			VEN	BS-5031	PR 1LQ; PR 1LR	DRUM	BS-5029	
			VEN	BS-5337	PR 1LB; PR 1LM			
1.4 TDI	51/70	02/07->03/10	VEN	BS-5030	PR 1LN	SOL	BS-5032	+ ABS
			VEN	BS-5031	PR 1LQ; PR 1LR	DRUM	BS-5029	
			VEN	BS-5337	PR 1LB; PR 1LM			
1.4 TSI RS	132/180	05/10->12/14	VEN	BS-5030	PR 1ZD	SOL	BS-5032	PR 1KV
			VEN	BS-5030	PR 1LN	SOL	BS-5032	+ ABS
1.6	77/105	04/07->12/14	VEN	BS-5031	PR 1LQ; PR 1LR	DRUM	BS-5029	- ABS; PR 1KM
			VEN	BS-5337	PR 1LB; PR 1LM			
1.6 TDI	66/90	03/10->12/14	VEN	BS-5030	PR 1ZC	SOL	BS-5032	+ ABS; PR 1KT
			VEN	BS-5031	PR 1ZG	DRUM	BS-5029	- ABS; PR 1KM
1.6 TDI	77/105	03/10->12/14	VEN	BS-5030	PR 1ZC	SOL	BS-5032	+ ABS; PR 1KT
			VEN	BS-5031	PR 1ZG	DRUM	BS-5029	- ABS; PR 1KM
1.6 TDI	55/75	04/10->12/14	VEN	BS-5030	PR 1ZC	SOL	BS-5032	+ ABS; PR 1KT
			VEN	BS-5031	PR 1ZG	DRUM	BS-5029	- ABS; PR 1KM
1.9 TDI	77/105	04/07->03/10	VEN	BS-5030	PR 1LN	SOL	BS-5032	+ ABS
			VEN	BS-5031	PR 1LQ; PR 1LR	DRUM	BS-5029	
			VEN	BS-5337	PR 1LB; PR 1LM			
<b>FABIA (6Y2) </b>								
1.0	37/50	12/99->08/02	VEN	BS-5337		SOL	BS-5032	
						DRUM	BS-5029	
1.2	47/64	01/03->03/08	VEN	BS-5031	->07/05	SOL	BS-5032	
			VEN	BS-5337	05/04->	DRUM	BS-5029	
1.2	40/54	08/02->03/08	VEN	BS-5031	PR 1LQ; PR 1LR	SOL	BS-5032	
			VEN	BS-5337	PR 1LM; PR 1LB	DRUM	BS-5029	
1.4	44/60	08/00->08/02	VEN	BS-5031	PR 1LQ; PR 1LR	SOL	BS-5032	
			VEN	BS-5337	PR 1LM	DRUM	BS-5029	
1.4	50/68	08/99->05/03	VEN	BS-5031	PR 1LQ; PR 1LR	SOL	BS-5032	
						DRUM	BS-5029	PR 1KM

	kw/HP		Type			Type		
1.4 16V	74/100	12/99->03/08	VEN	BS-5031	PR 1LQ; PR 1LR	SOL	BS-5032	+ ABS; Ø wheel 15" in
						DRUM	BS-5029	
1.4 16V	55/75	12/99->03/08	VEN	BS-5031	PR 1LQ/1LR	SOL	BS-5032	
						DRUM	BS-5029	PR 1KM
1.4 TDI	55/75	04/03->03/08	VEN	BS-5031	PR 1LQ; PR 1LR	SOL	BS-5032	
						DRUM	BS-5029	
1.4 TDI	51/70	10/05->03/08	VEN	BS-5030		SOL	BS-5032	
			VEN	BS-5031	PR 1LQ; PR 1LR	DRUM	BS-5029	01/07->
1.4 TDI	59/80	10/05->03/08	VEN	BS-5031	PR 1LQ; PR 1LR	SOL	BS-5032	
						DRUM	BS-5029	01/07->
1.9 SDI	47/64	12/99->03/08	VEN	BS-5031	PR 1LQ; PR 1LR	SOL	BS-5032	
						DRUM	BS-5029	
1.9 TDI	74/100	01/00->03/08	VEN	BS-5031	PR 1LQ/1LR	SOL	BS-5032	PR 1KK
						DRUM	BS-5029	- ABS
1.9 TDI RS	96/130	06/03->03/08	VEN	BS-5030	->07/05	SOL	BS-5032	->07/05
						DRUM	BS-5029	->04/07; - ABS
2.0	85/116	12/99->03/08	VEN	BS-5030	07/01->	SOL	BS-5032	07/01->
						DRUM	BS-5029	Ø wheel 14" in; - ABS

### FABIA (NJ3)

1.0	44/60	08/14->	VEN	BS-5030	PR 1ZC	SOL	BS-5032	PR 1KT
			VEN	BS-5031	PR 1ZG	DRUM	BS-5029	
1.0	55/75	08/14->	VEN	BS-5030	PR 1ZC	SOL	BS-5032	PR 1KT
			VEN	BS-5031	PR 1ZG	DRUM	BS-5029	
1.2 TSI	66/90	08/14->	VEN	BS-5030	PR 1ZC	SOL	BS-5032	PR 1KT
			VEN	BS-5031	PR 1ZG	DRUM	BS-5029	
1.2 TSI	81/110	08/14->	VEN	BS-5030	PR 1ZC	SOL	BS-5032	PR 1KT
			VEN	BS-5031	PR 1ZG	DRUM	BS-5029	
1.4 TDI	55/75	05/15->	VEN	BS-5030	PR 1ZC	SOL	BS-5032	PR 1KT
			VEN	BS-5031	PR 1ZG	DRUM	BS-5029	PR 1KM
1.4 TDI	66/90	08/14->	VEN	BS-5030	PR 1ZC	SOL	BS-5032	PR 1KT
			VEN	BS-5031	PR 1ZG	DRUM	BS-5029	
1.4 TDI	77/105	08/14->	VEN	BS-5030	PR 1ZC	SOL	BS-5032	PR 1KT
			VEN	BS-5031	PR 1ZG	DRUM	BS-5029	
1.6	81/110	01/15->	VEN	BS-5030	PR 1ZC	SOL	BS-5032	PR 1KT
			VEN	BS-5031	PR 1ZG	DRUM	BS-5029	PR 1KM





kW/HP



Type



Type



## FABIA Combi

			Type			Type		
			VEN	BS-5030	PR 1LN	SOL	BS-5032	+ ABS
1.2	51/70	10/07->12/14	VEN	BS-5031	PR 1LQ; PR 1LR; PR 1ZG			
			VEN	BS-5337	PR 1LB; PR 1LM	DRUM	BS-5029	- ABS; PR 1KM
1.2	44/60	10/07->11/14	VEN	BS-5030		SOL	BS-5032	+ ABS
			VEN	BS-5031	PR 1LQ; PR 1LR; PR 1ZG			
			VEN	BS-5337		DRUM	BS-5029	- ABS
1.2 12V	44/60	11/11->12/14	VEN	BS-5030	PR 1LN	SOL	BS-5032	+ ABS
			VEN	BS-5031	PR 1LE; PR 1ZG			
			VEN	BS-5337	PR 1LB/1LM	DRUM	BS-5029	- ABS; PR 1KM
1.2 TDI	55/75	05/10->12/14	VEN	BS-5030	PR 1ZC	SOL	BS-5032	+ ABS; PR 1KT
			VEN	BS-5031	PR 1ZG	DRUM	BS-5029	- ABS; PR 1KM
1.2 TSI	77/105	03/10->12/14	VEN	BS-5030	PR 1ZC; PR 1ZD	SOL	BS-5032	+ ABS; PR 1KT
			VEN	BS-5031	PR 1ZG	DRUM	BS-5029	- ABS; PR 1KM
1.2 TSI	63/86	03/10->12/14	VEN	BS-5030	PR 1ZC	SOL	BS-5032	+ ABS; PR 1KT
			VEN	BS-5031	PR 1ZG; PR 1LQ; PR 1LR	DRUM	BS-5029	- ABS; PR 1KM
1.4	63/86	10/07->12/14	VEN	BS-5030	PR 1LN	SOL	BS-5032	+ ABS
			VEN	BS-5031	PR 1LQ; PR 1LR			
			VEN	BS-5337	PR 1LB; PR 1LM	DRUM	BS-5029	- ABS; PR 1KM
1.4 TDI	51/70	10/07->03/10	VEN	BS-5031	PR 1LQ; PR 1LR; PR 1ZG	SOL	BS-5032	
						DRUM	BS-5029	PR 1KM
1.4 TDI	59/80	10/07->03/10	VEN	BS-5030	PR 1LN	SOL	BS-5032	PR 1KK; PR 1KT
			VEN	BS-5031	PR 1LQ; PR 1LR			
			VEN	BS-5337	PR 1LB; PR 1LM	DRUM	BS-5029	- ABS; PR 1KM
1.4 TSI RS	132/180	05/10->12/14	VEN	BS-5030	PR 1ZD	SOL	BS-5032	PR 1KV
1.6	77/105	10/07->12/14	VEN	BS-5030	PR 1LN	SOL	BS-5032	+ ABS
			VEN	BS-5031	PR 1LQ; PR 1LR			
			VEN	BS-5337	PR 1LB; PR 1LM	DRUM	BS-5029	- ABS; PR 1KM
1.6 TDI	66/90	03/10->12/14	VEN	BS-5030	PR 1ZC	SOL	BS-5032	+ ABS; PR 1KT
			VEN	BS-5031	PR 1ZG	DRUM	BS-5029	- ABS; PR 1KM
1.6 TDI	77/105	03/10->12/14	VEN	BS-5030	PR 1ZC	SOL	BS-5032	+ ABS; PR 1KT
			VEN	BS-5031	PR 1ZG	DRUM	BS-5029	- ABS; PR 1KM
1.6 TDI	55/75	04/10->12/14	VEN	BS-5030	PR 1ZC	SOL	BS-5032	+ ABS; PR 1KT
			VEN	BS-5031	PR 1ZG	DRUM	BS-5029	- ABS; PR 1KM
1.9 TDI	77/105	10/07->03/10	VEN	BS-5030	PR 1Ln	SOL	BS-5032	+ ABS
			VEN	BS-5031	PR 1LQ; PR 1LR			
			VEN	BS-5337	PR 1LB; PR 1LM	DRUM	BS-5029	- ABS; PR 1KM



kW/HP



Type



Type




















## FABIA Combi (6Y5)

1.2	47/64	01/03->12/07	VEN	BS-5031	PR 1LQ; PR 1LR	SOL	BS-5032	
			VEN	BS-5337	05/04->	DRUM	BS-5029	
1.2	40/54	07/01->12/07	VEN	BS-5031	PR 1LQ; PR 1LR	SOL	BS-5032	
			VEN	BS-5337	PR 1LM	DRUM	BS-5029	->04/04
1.4	50/68	04/00->05/03	VEN	BS-5031	PR 1LQ; PR 1LR	SOL	BS-5032	
						DRUM	BS-5029	
1.4	44/60	04/00->03/03	VEN	BS-5031	PR 1LQ/1LR	SOL	BS-5032	
			VEN	BS-5337	PR 1LM	DRUM	BS-5029	
1.4 16V	74/100	04/00->12/07	VEN	BS-5031	PR 1LQ; PR 1LR	SOL	BS-5032	+ ABS; Ø wheel 15" in
						DRUM	BS-5029	
1.4 16V	59/80	04/06->12/07	VEN	BS-5031	PR 1LQ/1LR	SOL	BS-5032	
						DRUM	BS-5029	
1.4 16V	55/75	05/00->12/07	VEN	BS-5031	PR 1LQ; PR 1LR	SOL	BS-5032	
						DRUM	BS-5029	PR 1KM
1.4 TDI	55/75	04/03->12/07	VEN	BS-5031	PR 1LQ; PR 1LR	SOL	BS-5032	
						DRUM	BS-5029	08/04->; ->10/05
1.4 TDI	51/70	10/05->12/07	VEN	BS-5031	PR 1LQ; PR 1LR	SOL	BS-5032	
						DRUM	BS-5029	
1.4 TDI	59/80	10/05->12/07	VEN	BS-5031	PR 1LQ; PR 1LR	SOL	BS-5032	
						DRUM	BS-5029	
1.9 SDI	47/64	04/00->12/07	VEN	BS-5031	PR 1LQ; PR 1LR	SOL	BS-5032	
						DRUM	BS-5029	
1.9 TDI	74/100	04/00->12/07	VEN	BS-5030	PR 1LN	SOL	BS-5032	PR 1KK
			VEN	BS-5031	PR 1LQ; PR 1LR; Ø wheel 14" in	DRUM	BS-5029	
2.0	85/116	04/00->12/07	VEN	BS-5030		SOL	BS-5032	

## FABIA Estate (NJ5)

1.0	55/75	10/14->	VEN	BS-5030	PR 1ZC	SOL	BS-5032	PR 1KT
			VEN	BS-5031	PR 1ZG	DRUM	BS-5029	
1.0	44/60	10/14->	VEN	BS-5030	PR 1ZC	SOL	BS-5032	PR 1KT
			VEN	BS-5031	PR 1ZG	DRUM	BS-5029	
1.2 TSI	66/90	10/14->	VEN	BS-5030	PR 1ZC	SOL	BS-5032	PR 1KT
			VEN	BS-5031	PR 1ZG	DRUM	BS-5029	
1.2 TSI	81/110	10/14->	VEN	BS-5030	PR 1ZC	SOL	BS-5032	PR 1KT
			VEN	BS-5031	PR 1ZG	DRUM	BS-5029	
1.4 TDI	55/75	05/15->	VEN	BS-5030	PR 1ZC	SOL	BS-5032	PR 1KT
			VEN	BS-5031	PR 1ZG	DRUM	BS-5029	PR 1KM

	kW/HP		Type			Type			
1.4 TDI	66/90	10/14->	VEN	BS-5030	PR 1ZC	SOL	BS-5032	PR 1KT	
			VEN	BS-5031	PR 1ZG	DRUM	BS-5029		
1.4 TDI	77/105	10/14->	VEN	BS-5030	PR 1ZC	SOL	BS-5032	PR 1KT	
			VEN	BS-5031	PR 1ZG	DRUM	BS-5029		
1.6	81/110	01/15->	VEN	BS-5030	PR 1ZC	SOL	BS-5032	PR 1KT	
			VEN	BS-5031	PR 1ZG	DRUM	BS-5029	PR 1KM	
<b>FABIA Praktik</b> 									
1.2	47/64	01/03->12/07	VEN	BS-5031	PR 1LQ; PR 1LR	SOL	BS-5032		
			VEN	BS-5337	PR 1LM	DRUM	BS-5029	->07/05	
1.2	40/54	07/01->12/07	VEN	BS-5031	PR 1LQ; PR 1LR	SOL	BS-5032		
			VEN	BS-5337	PR 1LM	DRUM	BS-5029	->04/04	
1.4	50/68	07/01->05/03	VEN	BS-5031		SOL	BS-5032		
						DRUM	BS-5029	->03/03	
1.4 TDI	51/70	10/05->12/07	VEN	BS-5031	PR 1LQ; PR 1LR	SOL	BS-5032		
						DRUM	BS-5029		
1.9 SDI	47/64	07/01->12/07	VEN	BS-5031	PR 1LQ; PR 1LR	SOL	BS-5032		
						DRUM	BS-5029		
<b>FABIA Saloon (6Y3)</b> 									
1.2	47/64	01/03->12/07	VEN	BS-5031	->12/04	SOL	BS-5032		
			VEN	BS-5337	->01/05	DRUM	BS-5029		
1.2	40/54	07/01->12/07	VEN	BS-5031	PR 1LQ; PR 1LR	SOL	BS-5032		
			VEN	BS-5337	PR 1LM	DRUM	BS-5029	->04/04	
1.4	44/60	04/00->08/02	VEN	BS-5031	PR 1LQ; PR 1LR	SOL	BS-5032		
			VEN	BS-5337	PR 1LM	DRUM	BS-5029		
1.4	50/68	07/01->05/03	VEN	BS-5031	PR 1LQ; PR 1LR	SOL	BS-5032		
						DRUM	BS-5029		
1.4 16V	59/80	04/06->12/07	VEN	BS-5031	PR 1LQ/1LR	SOL	BS-5032		
			VEN	BS-5337		DRUM	BS-5029		
1.4 16V	55/75	10/99->12/07	VEN	BS-5031	PR 1LQ; PR 1LR	SOL	BS-5032		
						DRUM	BS-5029	PR 1KM	
1.4 16V	74/100	12/99->12/07	VEN	BS-5030	PR 1LN	SOL	BS-5032	+ ABS; Ø wheel 15" in	
			VEN	BS-5031	PR 1LQ	DRUM	BS-5029		
1.4 TDI	55/75	04/03->12/07	VEN	BS-5031	->10/05	SOL	BS-5032		
						DRUM	BS-5029	->07/05	
1.4 TDI	51/70	10/05->12/07	VEN	BS-5031	PR 1LQ; PR 1LR	SOL	BS-5032		
						DRUM	BS-5029		
1.4 TDI	59/80	10/05->12/07	VEN	BS-5031	PR 1LQ; PR 1LR	SOL	BS-5032		
						DRUM	BS-5029		

	kw/HP		Type			Type		
1.9 SDI	47/64	11/99->12/07	VEN	BS-5031		SOL	BS-5032	
						DRUM	BS-5029	
1.9 TDI	74/100	01/00->12/07	VEN	BS-5031	->07/05	SOL	BS-5032	->07/05
						DRUM	BS-5029	->07/05
2.0	85/116	12/99->12/07	VEN	BS-5030	07/01->	SOL	BS-5032	07/01->
<b>FAVORIT (781)</b> 								
1.3 (781)	50/68	01/94->09/94				DRUM	BS-5427	
1.3 135 (781)	44/60	10/90->09/94				DRUM	BS-5427	01/93->
1.3 135 (781)	42/57	12/91->09/94				DRUM	BS-5427	01/93->; ->03/94
1.3 135 (781)	43/58	12/91->09/94				DRUM	BS-5427	01/93->
1.3 135 X,LX,GLX (781)	40/54	01/90->09/94				DRUM	BS-5427	01/93->
1.3 135L (781)	43/58	05/89->09/94				DRUM	BS-5427	01/93->
<b>FAVORIT Forman (785)</b> 								
1.3	50/68	01/94->06/95				DRUM	BS-5427	
1.3 (135 E)	40/54	09/91->06/95				DRUM	BS-5427	01/93->
1.3 (135)	44/60	12/91->06/95				DRUM	BS-5427	01/93->
1.3 (136)	45/61	08/91->06/95				DRUM	BS-5427	01/93->
<b>FAVORIT Pickup (787)</b> 								
1.3	50/68	12/92->06/97				DRUM	BS-5427	->10/96
1.3	40/54	12/92->06/97				DRUM	BS-5427	->10/96
1.3	42/57	12/92->06/97				DRUM	BS-5427	->10/96
<b>FELICIA I (6U1)</b> 								
1.3	40/54	10/94->03/98				DRUM	BS-5427	
1.3	50/68	10/94->03/98				DRUM	BS-5427	
1.3	43/58	10/94->03/98				DRUM	BS-5427	
1.6 LX	55/75	08/95->03/98				DRUM	BS-5427	
1.9 D	47/64	10/95->03/98				DRUM	BS-5427	08/96->
<b>FELICIA I Estate (6U5)</b> 								
1.3	43/58	08/95->03/98				DRUM	BS-5427	
1.3 LX	40/54	08/95->03/98				DRUM	BS-5427	
1.3 LXI	50/68	08/95->03/98				DRUM	BS-5427	
1.6 GLX	55/75	08/95->03/98				DRUM	BS-5427	
1.9 D	47/64	10/95->03/98				DRUM	BS-5427	
<b>FELICIA I Fun (797)</b> 								
1.3	50/68	06/97->04/02				DRUM	BS-5427	
1.3	40/54	06/97->04/02				DRUM	BS-5427	
1.3	43/58	10/95->04/02				DRUM	BS-5427	
1.6	55/75	06/97->04/02				DRUM	BS-5427	
1.9 D	47/64	06/97->04/02				DRUM	BS-5427	



kW/HP



Type



Type



## FELICIA II (6U1)








1.3	40/54	01/98->06/01				DRUM	BS-5427
1.3	50/68	01/98->06/01				DRUM	BS-5427
1.3	43/58	01/98->06/01				DRUM	BS-5427
1.6	55/75	01/98->06/01				DRUM	BS-5427
1.9 D	47/64	01/98->06/01				DRUM	BS-5427








## FELICIA II Estate (6U5)








1.3	50/68	01/98->06/01				DRUM	BS-5427
1.6	55/75	01/98->06/01				DRUM	BS-5427
1.9 D	47/64	01/98->06/01				DRUM	BS-5427

## OCTAVIA (1U2)








1.4	44/60	04/99->03/01	VEN	BS-5031	PR 1LQ	SOL	BS-5032	PR 1KP
						DRUM	BS-5155	
1.4 16V	55/75	09/00->12/10	VEN	BS-5031	PR 1LQ	SOL	BS-5032	PR 1KP
						DRUM	BS-5155	- ABS
1.6	74/101	02/97->12/07	VEN	BS-5031	PR 1LQ	SOL	BS-5032	PR 1KP
						DRUM	BS-5155	PR 1KG/1KN
1.6	55/75	09/96->09/04	VEN	BS-5030	PR 1LE	SOL	BS-5032	08/00->; PR 1KP
			VEN	BS-5031	PR 1LQ	DRUM	BS-5155	->07/00
1.6	75/102	11/00->12/10	VEN	BS-5031	PR 1LQ	SOL	BS-5032	PR 1KP
			VEN	BS-5251		DRUM	BS-5155	PR 1KG; PR 1KN
1.8	92/125	09/96->07/00	VEN	BS-5030	PR 1LE			
			VEN	BS-5031	PR 1LQ	SOL	BS-5032	
1.8 T	110/150	08/97->12/10	VEN	BS-5251	PR 1LR; PR 1LS			
			VEN	BS-5030	PR 1LE			
1.8 T	110/150	08/97->12/10	VEN	BS-5031	PR 1LQ	SOL	BS-5032	PR 1KP
			VEN	BS-5251	PR 1ZM; PR 1LS			
1.8 T 4x4	110/150	05/01->05/06	VEN	BS-5030	PR 1LE			
			VEN	BS-5031	PR 1ZE			
1.9 SDI	50/68	06/97->12/03	VEN	BS-5251	PR 1LS; PR 1ZM			
			VEN	BS-5031	PR 1LQ	SOL	BS-5032	PR 1KP
1.9 TDI	81/110	08/97->01/06	VEN	BS-5030	+ ABS			
			VEN	BS-5031	PR 1LQ; ->07/00	SOL	BS-5032	PR 1KK; PR 1KP
1.9 TDI	96/130	09/02->09/04	VEN	BS-5251	PR 1LR; PR 1LS; PR 1ZM			
			VEN	BS-5030	PR 1LE	SOL	BS-5032	PR 1KP
1.9 TDI	96/130	09/02->09/04	VEN	BS-5031	PR 1LQ			
			VEN	BS-5251	PR 1LR; PR 1LS; PR 1ZM	DRUM	BS-5155	PR 1KN; PR 1KG







	kW/HP		Type			Type			
1.9 TDI	66/90	09/96->03/10	VEN	BS-5030	PR 1LE; + ABS	SOL	BS-5032	PR 1KP	
			VEN	BS-5031	PR 1LQ				
			VEN	BS-5251	PR 1LR; PR 1LS; PR 1ZM	DRUM	BS-5155		
1.9 TDI	74/100	10/05->12/10	VEN	BS-5030	PR 1LE	SOL	BS-5032	PR 1KP	
			VEN	BS-5031	PR 1LQ				
			VEN	BS-5251	PR 1LS; PR 1ZM	DRUM	BS-5155	PR 1KN; PR 1KG	
2.0	85/116	04/99->05/07	VEN	BS-5030	PR 1LN; PR 1ZH; PR 1LE; PR 1ZE; PR 1ZD	SOL	BS-5032	PR 1KP	
			VEN	BS-5251	PR 1LR/1LS/1ZM				
<b>OCTAVIA (1Z3)</b> 									
1.2 TSI	77/105	02/10->06/13	VEN	BS-5041	PR 1ZF/1ZM	SOL	BS-5044	PR 1KD	
						SOL	BS-5116	PR 1KS	
1.4	55/75	05/04->05/06	VEN	BS-5041	PR 1ZF; PR 1ZM	SOL	BS-5042	PR 1KF	
						SOL	BS-5044	PR 1KD	
1.4	59/80	06/04->04/13	VEN	BS-5041	05/06->; PR 1ZF/1ZM	SOL	BS-5042	05/06->; PR 1KF	
			VEN	BS-5043	05/06->; PR 1ZE	SOL	BS-5044	05/06->; PR 1KD	
1.4 TSI	90/122	11/08->06/13	VEN	BS-5041	PR 1ZF/1ZM	SOL	BS-5042	->11/09; PR 1KF	
						SOL	BS-5116	12/09->; PR 1KS; PR 1KT	
1.6	75/102	06/04->06/13	VEN	BS-5041	PR 1ZF; PR 1ZM	SOL	BS-5044	PR 1KF	
						SOL	BS-5116	PR 1KS; PR 1KT	
1.6 FSI	85/115	02/04->10/08	VEN	BS-5041	PR 1ZF; PR 1ZM	SOL	BS-5042	PR 1KF	
			VEN	BS-5043	PR 1ZE	SOL	BS-5044	PR 1KD	
1.6 LPG	75/102	08/09->11/12	VEN	BS-5041	PR 1ZF; PR 1ZM	SOL	BS-5042	PR 1KF	
						SOL	BS-5044	PR 1KD	
1.6 MultiFuel	75/102	01/08->06/13	VEN	BS-5041	PR 1ZF; PR 1ZM	SOL	BS-5044	PR 1KF	
			VEN	BS-5043	PR 1ZE	SOL	BS-5116	PR 1KS; PR 1KT	
1.6 TDI	77/105	06/09->04/13	VEN	BS-5041	PR 1ZF	SOL	BS-5042	PR 1KF	
			VEN	BS-5043	PR 1ZE	SOL	BS-5044	PR 1KD	
1.8 TSI	112/152	03/09->06/13	VEN	BS-5041	PR 1ZF/1ZM	SOL	BS-5116	PR 1KS; PR 1KT	
			VEN	BS-5043	PR 1ZE	SOL	BS-5044	PR 1KF	
1.8 TSI	118/160	06/07->04/13	VEN	BS-5041	PR 1ZF; PR 1ZM	SOL	BS-5042	PR 1KF	
			VEN	BS-5043	PR 1ZE	SOL	BS-5116	PR 1KS; PR 1KT	








	kW/HP		Type			Type		
1.9 TDI	77/105	06/04->12/10	VEN	BS-5041	PR 1ZF; PR 1ZM	SOL	BS-5042	PR 1KF
			SOL	BS-5044	PR 1KD			
			VEN	BS-5043	PR 1ZE	SOL	BS-5116	PR 1KS; PR 1KT
			SOL	BS-5042	PR 1KF			
2.0 FSI	110/150	11/04->10/08	VEN	BS-5041	PR 1ZF; PR 1ZM	SOL	BS-5044	PR 1KD
			SOL	BS-5042	PR 1KF			
2.0 RS	147/200	10/05->02/13	VEN	BS-5016	PR 1LP; PR 1LL	SOL	BS-5116	PR 1KS; PR 1KT
			SOL	BS-5398	PR 1KP			
2.0 TDI	100/136	02/04->05/10	VEN	BS-5041	PR 1ZF; PR 1ZM	SOL	BS-5042	PR 1KF
			SOL	BS-5044	PR 1KD			
			VEN	BS-5043	PR 1ZE	SOL	BS-5116	PR 1KS; PR 1KT
			SOL	BS-5042	PR 1KF			
2.0 TDI	81/110	03/10->06/13	VEN	BS-5041	PR 1ZF	SOL	BS-5044	PR 1KD
			SOL	BS-5042	PR 1KF			
			VEN	BS-5043	PR 1ZE	SOL	BS-5116	PR 1KS; PR 1KT
			SOL	BS-5044	PR 1KD			
2.0 TDI	103/140	11/05->05/10	VEN	BS-5043	PR 1ZE	SOL	BS-5042	PR 1KF
			SOL	BS-5116	PR 1KS; PR 1KT			
2.0 TDI 16V	103/140	02/04->04/13	VEN	BS-5043	PR 1ZE	SOL	BS-5042	PR 1KF
			SOL	BS-5116	PR 1KS; PR 1KT			
2.0 TDI RS	125/170	04/06->02/13	VEN	BS-5016		SOL	BS-5116	PR 1KS; PR 1KT
			SOL	BS-5398				
<b>OCTAVIA (5E3)</b> 								
1.2 TSI	81/110	05/15->	VEN	BS-5016	PR 1ZA; PR 1ZB	SOL	BS-5044	PR 1KD
			SOL	BS-5116	PR 1KS; PR 1KT			
1.2 TSI	63/86	11/12->	VEN	BS-5016	PR 1ZA; PR 1ZB	SOL	BS-5044	PR 1KD
			SOL	BS-5116	PR 1KS; PR 1KT			
1.2 TSI	77/105	11/12->	VEN	BS-5016	PR 1ZA	SOL	BS-5044	PR 1KD
			SOL	BS-5116	PR 1KS; PR 1KT			
1.4 TSI	110/150	08/14->	VEN	BS-5016	PR 1ZA; PR 1ZB	SOL	BS-5044	PR 1KD
			SOL	BS-5116	PR 1KS; PR 1KT			
1.4 TSI	103/140	11/12->	VEN	BS-5016	PR 1ZA; PR 1ZB	SOL	BS-5044	PR 1KD
			SOL	BS-5116	PR 1KS; PR 1KT			
1.4 TSI G-TEC	81/110	11/13->	VEN	BS-5016	PR 1ZE/1ZB	SOL	BS-5044	PR 1KD
			SOL	BS-5116	PR 1KS/1KT			
1.6	81/110	01/14->	VEN	BS-5016	PR 1ZA	SOL	BS-5044	PR 1KD
			SOL	BS-5116	PR 1KS; PR 1KT			
1.6 TDI	81/110	05/13->	VEN	BS-5016	PR 1ZA/1ZB	SOL	BS-5044	PR 1KD
			SOL	BS-5116	PR 1KS/1KT			
1.6 TDI	77/105	11/12->	VEN	BS-5016	PR 1ZA; PR 1ZB	SOL	BS-5044	PR 1KD
			SOL	BS-5116	PR 1KS; PR 1KT			








	kW/HP		Type			Type		
1.6 TDI	66/90	11/12->	VEN	BS-5016	PR 1ZA/1ZB	SOL	BS-5044	PR 1KD
			VEN	BS-5043	PR 1ZE	SOL	BS-5116	PR 1KS/1KT
1.6 TDI 4x4	81/110	05/15->	VEN	BS-5016	PR 1ZA; PR 1ZB	SOL	BS-5044	PR 1KD
			VEN	BS-5043	PR 1ZE	SOL	BS-5116	PR 1KS; PR 1KT
1.6 TDI 4x4	77/105	09/14->	VEN	BS-5016	PR 1ZA/1ZB	SOL	BS-5044	PR 1KD
			VEN	BS-5043	PR 1ZE	SOL	BS-5116	PR 1KS/1KT
1.8 TSI	132/180	11/12->	VEN	BS-5016	PR 1ZA; PR 1ZB	SOL	BS-5044	PR 1KD
			VEN	BS-5043	PR 1ZE	SOL	BS-5116	PR 1KS; PR 1KT
1.8 TSI 4x4	132/180	09/14->	VEN	BS-5016	PR 1ZA; PR 1ZB	SOL	BS-5044	PR 1KD
			VEN	BS-5043	PR 1ZE	SOL	BS-5116	PR 1KS; PR 1KT
2.0 TDI	110/150	11/12->	VEN	BS-5016	PR 1ZA; PR 1ZB	SOL	BS-5044	PR 1KD
			VEN	BS-5043	PR 1ZE	SOL	BS-5116	PR 1KS; PR 1KT
2.0 TDI	105/143	11/12->	VEN	BS-5016	PR 1ZA/1ZB	SOL	BS-5044	PR 1KD
			VEN	BS-5043	PR 1ZE	SOL	BS-5116	PR 1KS/1KT
2.0 TDI 4x4	110/150	09/14->	VEN	BS-5016	PR 1ZA; PR 1ZB	SOL	BS-5044	PR 1KD
			VEN	BS-5043	PR 1ZE	SOL	BS-5116	PR 1KS; PR 1KT
2.0 TDI 4x4	135/184	09/14->	VEN	BS-5016	PR 1ZA; PR 1ZB	SOL	BS-5044	PR 1KD
			VEN	BS-5043	PR 1ZE	SOL	BS-5116	PR 1KS; PR 1KT
2.0 TDI RS	135/184	05/13->	VEN	BS-5016	PR 1ZA; PR 1ZB	SOL	BS-5044	PR 1KD
			VEN	BS-5043	PR 1ZE	SOL	BS-5116	PR 1KS; PR 1KT
2.0 TSI RS	162/220	05/13->	VEN	BS-5016	PR 1ZA; PR 1ZB	SOL	BS-5044	PR 1KD
			VEN	BS-5043	PR 1ZE	SOL	BS-5116	PR 1KS; PR 1KT
2.0 TSI RS	169/230	05/15->	VEN	BS-5016	PR 1ZA; PR 1ZB	SOL	BS-5044	PR 1KD
			VEN	BS-5043	PR 1ZE	SOL	BS-5116	PR 1KS; PR 1KT
<b>OCTAVIA Combi (1U5) </b>								
1.4 16V	55/75	08/00->12/10	VEN	BS-5031	->07/02; + ABS	SOL	BS-5032	->07/02; + ABS
						DRUM	BS-5155	->07/02
1.6	74/101	07/98->12/07	VEN	BS-5030	PR 1LE	SOL	BS-5032	
			VEN	BS-5031	PR 1LQ			
			VEN	BS-5251	PR 1LR; PR 1LS	DRUM	BS-5155	
1.6	55/75	07/98->09/04	VEN	BS-5031	08/00->	SOL	BS-5032	08/00->
						DRUM	BS-5155	
1.6	75/102	09/00->12/10	VEN	BS-5031	PR 1LQ	SOL	BS-5032	
			VEN	BS-5251	PR 1LR; PR 1LS; PR 1ZM	DRUM	BS-5155	PR 1KG; PR 1KN
			VEN	BS-5030	PR 1LE			
1.8 20V	92/125	07/98->07/00	VEN	BS-5031	PR 1LQ	SOL	BS-5032	
			VEN	BS-5251	PR 1LR; PR 1LS			
















	kw/HP		Type			Type			
1.8 T	110/150	07/98->12/10	VEN	BS-5030	PR 1LE				
			VEN	BS-5031	PR 1ZE				
			VEN	BS-5251	PR 1ZM; PR 1LS				
1.8 T 4x4	110/150	05/01->05/06	VEN	BS-5030	PR 1LE				
			VEN	BS-5031	PR 1ZE				
			VEN	BS-5251	PR 1LS; PR 1ZM				
1.9 SDI	50/68	07/98->12/03	VEN	BS-5030	PR 1LE	SOL	BS-5032		
			VEN	BS-5031	PR 1LQ				
			VEN	BS-5251	PR 1LR; PR 1LS; PR 1ZM	DRUM	BS-5155		
1.9 TDI	66/90	07/98->03/10	VEN	BS-5030	PR 1LE; + ABS	SOL	BS-5032	PR 1KP	
			VEN	BS-5031	PR 1LQ				
			VEN	BS-5251	PR 1LR; PR 1LS; PR 1ZM	DRUM	BS-5155		
1.9 TDI	81/110	07/98->01/06	VEN	BS-5030	PR 1LE				
			VEN	BS-5031	PR 1LQ	SOL	BS-5032	PR 1KK; PR 1KP	
			VEN	BS-5251	PR 1LR; PR 1LS; PR 1ZM				
1.9 TDI	74/100	08/00->12/10	VEN	BS-5031	PR 1LQ	SOL	BS-5032	PR 1KP	
			VEN	BS-5251	PR 1LS; PR 1ZM				
			VEN	BS-5030	PR 1LE				
1.9 TDI	96/130	09/02->09/04	VEN	BS-5031	PR 1LQ	SOL	BS-5032		
			VEN	BS-5251	PR 1LR; PR 1LS; PR 1ZM				
			VEN	BS-5030	PR 1ZE; PR 1LE				
1.9 TDI 4x4	74/100	09/00->01/06	VEN	BS-5031	PR 1LQ				
			VEN	BS-5251	PR 1LR; PR 1LS; PR 1ZM				
			VEN	BS-5031	PR 1LQ				
1.9 TDI 4x4	66/90	11/99->02/06	VEN	BS-5031	PR 1LQ	DRUM	BS-5155		
			VEN	BS-5251	PR 1LS; PR 1ZM				
			VEN	BS-5030	PR 1LE; PR 1ZE				
2.0	85/116	04/99->05/07	VEN	BS-5030	PR 1LE; PR 1ZE	SOL	BS-5032	PR 1KK; PR 1KP	
			VEN	BS-5251	PR 1LS; PR 1ZM				
2.0 4x4	88/120	01/00->12/10	VEN	BS-5030	08/00-> ->09/04				
2.0 4x4	85/116	08/00->09/04	VEN	BS-5030					
<b>OCTAVIA Combi [1Z5]</b> 									
1.2 TSI	77/105	02/10->04/13	VEN	BS-5041	PR 1ZF/1ZM	SOL	BS-5044	PR 1KD	
						SOL	BS-5116	PR 1KS	
						SOL	BS-5042	PR 1KF	
1.4	55/75	05/04->05/06	VEN	BS-5041	PR 1ZF; PR 1ZM; PR 1ZC	SOL	BS-5044	PR 1KD	
						DRUM	BS-5155	PR 1KG; PR 1KN	
1.4	59/80	05/06->06/13	VEN	BS-5041	10/06-> ; PR 1ZF/1ZM	SOL	BS-5042	10/06-> ; PR 1KF	
						SOL	BS-5044	10/06-> ; PR 1KD	
			VEN	BS-5043	10/06-> ; PR 1ZE	SOL	BS-5116	PR 1KS	

	kW/HP		Type			Type		
1.4 TSI	90/122	11/08->06/13	VEN	BS-5041	PR 1ZF/1ZM	SOL	BS-5042	PR 1KF
						SOL	BS-5116	12/09->; PR 1KS; PR 1KT
1.6	75/102	09/04->06/13	VEN	BS-5041	PR 1ZF; PR 1ZM	SOL	BS-5042	PR 1KF
						SOL	BS-5044	PR 1KD
						SOL	BS-5116	PR 1KS; PR 1KT
1.6 FSI	85/115	02/04->10/08	VEN	BS-5041	PR 1ZF; PR 1ZM	SOL	BS-5042	PR 1KF
			VEN	BS-5043	PR 1ZE	SOL	BS-5044	PR 1KD
1.6 LPG	75/102	08/09->11/12	VEN	BS-5041	PR 1ZF; PR 1ZM	SOL	BS-5042	PR 1KF
						SOL	BS-5044	PR 1KD
						SOL	BS-5116	PR 1KS; PR 1KT
1.6 MultiFuel	75/102	01/08->06/13	VEN	BS-5041	PR 1ZF; PR 1ZM	SOL	BS-5042	PR 1KF
			VEN	BS-5043	PR 1ZE	SOL	BS-5044	PR 1KD
			VEN	BS-5043	PR 1ZE	SOL	BS-5116	PR 1KS; PR 1KT
1.6 TDI	77/105	06/09->04/13	VEN	BS-5041	PR 1ZF; PR 1ZM	SOL	BS-5042	PR 1KF
			VEN	BS-5043	PR 1ZE	SOL	BS-5044	PR 1KD
			VEN	BS-5043	PR 1ZE	SOL	BS-5116	PR 1KS; PR 1KT
1.6 TDI 4x4	77/105	06/09->02/13	VEN	BS-5041	PR 1ZF; PR 1ZM	SOL	BS-5042	PR 1KF
			VEN	BS-5043	PR 1ZE	SOL	BS-5044	PR 1KD
			VEN	BS-5043	PR 1ZE	SOL	BS-5116	PR 1KS; PR 1KT
1.8 TSI	112/152	03/09->06/13	VEN	BS-5043	PR 1ZE	SOL	BS-5042	PR 1KF
						SOL	BS-5116	PR 1KS; PR 1KT
1.8 TSI	118/160	06/07->04/13	VEN	BS-5041	PR 1ZF; PR 1ZM	SOL	BS-5042	PR 1KF
			VEN	BS-5043	PR 1ZE	SOL	BS-5116	PR 1KS; PR 1KT
1.8 TSI 4x4	112/152	03/09->02/13	VEN	BS-5043	PR 1ZE	SOL	BS-5042	PR 1KF
						SOL	BS-5116	PR 1KS; PR 1KT
1.8 TSI 4x4	118/160	11/08->02/13	VEN	BS-5043	PR 1ZE	SOL	BS-5042	PR 1KF
						SOL	BS-5116	PR 1KS; PR 1KT
1.9 TDI	77/105	09/04->12/10	VEN	BS-5041	PR 1ZF; PR 1ZM	SOL	BS-5042	PR 1KF
			VEN	BS-5043	PR 1ZE	SOL	BS-5044	PR 1KD
1.9 TDI 4x4	77/105	11/04->12/10	VEN	BS-5041	PR 1ZF; PR 1ZM	SOL	BS-5116	PR 1KS; PR 1KT
			VEN	BS-5041	PR 1ZF; PR 1ZM	SOL	BS-5042	PR 1KF
			VEN	BS-5043	PR 1ZE	SOL	BS-5044	PR 1ZD
2.0 FSI	110/150	11/04->10/08	VEN	BS-5041	PR 1ZF; PR 1ZM	SOL	BS-5042	PR 1KF
			VEN	BS-5043	PR 1ZE	SOL	BS-5044	PR 1KD
2.0 FSI 4x4	110/150	11/04->10/08	VEN	BS-5041	PR 1ZF; PR 1ZM	SOL	BS-5042	PR 1KF
			VEN	BS-5043	PR 1ZE	SOL	BS-5044	PR 1KD

	kw/HP		Type			Type		
2.0 RS	147/200	10/05->02/13	VEN	BS-5016	PR 1LL; PR 1LP	SOL	BS-5116	PR 1KS; PR 1KT
						SOL	BS-5398	PR 1KP
2.0 TDI	81/110	03/10->06/13	VEN	BS-5041	PR 1ZF	SOL	BS-5042	PR 1KF
						SOL	BS-5044	PR 1KD
2.0 TDI	103/140	11/05->05/10	VEN	BS-5043	PR 1ZE	SOL	BS-5116	PR 1KS; PR 1KT
						SOL	BS-5042	PR 1KF
2.0 TDI 16V	103/140	02/04->05/13	VEN	BS-5043	PR 1ZE	SOL	BS-5116	PR 1KS; PR 1KT
						SOL	BS-5042	PR 1KF
2.0 TDI 16V	100/136	02/04->05/10	VEN	BS-5041	PR 1ZF; PR 1ZM	SOL	BS-5042	PR 1KF
						SOL	BS-5044	PR 1KD
2.0 TDI 16V 4x4	103/140	05/10->02/13	VEN	BS-5043	PR 1ZE	SOL	BS-5116	PR 1KS; PR 1KT
						SOL	BS-5042	PR 1KF
2.0 TDI 4x4	81/110	05/11->02/13	VEN	BS-5043	PR 1ZE	SOL	BS-5116	PR 1KS; PR 1KT
						SOL	BS-5042	PR 1KF
2.0 TDI 4x4	103/140	07/06->05/10	VEN	BS-5043	PR 1ZE	SOL	BS-5116	PR 1KS; PR 1KT
						SOL	BS-5116	PR 1KS; PR 1KT
2.0 TDI RS	125/170	04/06->02/13	VEN	BS-5016		SOL	BS-5116	PR 1KS; PR 1KT
						SOL	BS-5398	
<b>OCTAVIA Combi [5E5]</b> 								
1.2 TSI	81/110	05/15->	VEN	BS-5016	PR 1ZA; PR 1ZB	SOL	BS-5044	PR 1KD
						SOL	BS-5116	PR 1KS; PR 1KT
1.2 TSI	63/86	11/12->	VEN	BS-5016	PR 1ZA; PR 1ZB	SOL	BS-5044	PR 1KD
						SOL	BS-5116	PR 1KS; PR 1KT
1.2 TSI	77/105	11/12->	VEN	BS-5016	PR 1ZA	SOL	BS-5044	PR 1KD
						SOL	BS-5116	PR 1KS; PR 1KT
1.4 TSI	110/150	08/14->	VEN	BS-5016	PR 1ZA; PR 1ZB	SOL	BS-5044	PR 1KD
						SOL	BS-5116	PR 1KS; PR 1KT
1.4 TSI	103/140	11/12->	VEN	BS-5016	PR 1ZA; PR 1ZB	SOL	BS-5044	PR 1KD
						SOL	BS-5116	PR 1KS; PR 1KT
1.4 TSI G-TEC	81/110	11/13->	VEN	BS-5016	PR 1ZA; PR 1ZB	SOL	BS-5044	PR 1KD
						SOL	BS-5116	PR 1KS/1KT
1.6	81/110	01/14->	VEN	BS-5016	PR 1ZA	SOL	BS-5044	PR 1KD
						SOL	BS-5116	PR 1KS/1KT
1.6 TDI	81/110	05/13->	VEN	BS-5016	PR 1ZA/1ZB	SOL	BS-5044	PR 1KD
						SOL	BS-5116	PR 1KS/1KT

	kw/HP		Type			Type		
1.6 TDI	77/105	11/12->	VEN	BS-5016	PR 1ZA; PR 1ZB	SOL	BS-5044	PR 1KD
			VEN	BS-5043	PR 1ZE	SOL	BS-5116	PR 1KS; PR 1KT
1.6 TDI	66/90	11/12->	VEN	BS-5016	PR 1ZA/1ZB	SOL	BS-5044	PR 1KD
			VEN	BS-5043	PR 1ZE	SOL	BS-5116	PR 1KS/1KT
1.6 TDI 4x4	81/110	05/15->	VEN	BS-5016	PR 1ZA; PR 1ZB	SOL	BS-5044	PR 1KD
			VEN	BS-5043	PR 1ZE	SOL	BS-5116	PR 1KS; PR 1KT
1.6 TDI 4x4	77/105	11/12->	VEN	BS-5016	05/13->; PR 1ZA/1ZB	SOL	BS-5044	05/13->; PR 1KD
			VEN	BS-5043	05/13->; PR 1ZE	SOL	BS-5116	05/13->; PR 1KS/1KT
1.8 TSI	132/180	11/12->	VEN	BS-5016	PR 1ZA; PR 1ZB	SOL	BS-5044	PR 1KD
			VEN	BS-5043	PR 1ZE	SOL	BS-5116	PR 1KS; PR 1KT
1.8 TSI 4x4	132/180	11/12->	VEN	BS-5016	PR 1ZA/1ZB	SOL	BS-5044	PR 1KD
			VEN	BS-5043	PR 1ZE	SOL	BS-5116	PR 1KS/1KT
2.0 TDI	110/150	11/12->	VEN	BS-5016	PR 1ZA; PR 1ZB	SOL	BS-5044	PR 1KD
			VEN	BS-5043	PR 1ZE	SOL	BS-5116	PR 1KS; PR 1KT
2.0 TDI	105/143	11/12->	VEN	BS-5016	PR 1ZA/1ZB	SOL	BS-5044	PR 1KD
			VEN	BS-5043	PR 1ZE	SOL	BS-5116	PR 1KS/1KT
2.0 TDI 4x4	135/184	09/14->	VEN	BS-5016	PR 1ZA/1ZB	SOL	BS-5044	PR 1KD
			VEN	BS-5043	PR 1ZE	SOL	BS-5116	PR 1KS/1KT
2.0 TDI 4x4	110/150	11/12->	VEN	BS-5016	05/13->; PR 1ZA/1ZB	SOL	BS-5044	05/13->; PR 1KD
			VEN	BS-5043	05/13->; PR 1ZE	SOL	BS-5116	05/13->; PR 1KS/1KT
2.0 TDI RS	135/184	05/13->	VEN	BS-5016	PR 1ZA; PR 1ZB	SOL	BS-5044	PR 1KD
			VEN	BS-5043	PR 1ZE	SOL	BS-5116	PR 1KS; PR 1KT
2.0 TSI RS	169/230	05/15->	VEN	BS-5016	PR 1ZA; PR 1ZB	SOL	BS-5044	
			VEN	BS-5043	PR 1ZE	SOL	BS-5116	PR 1KS; PR 1KT
2.0 TSI RS	162/220	11/12->	VEN	BS-5016	PR 1ZA; PR 1ZB	SOL	BS-5044	PR 1KD
			VEN	BS-5043	PR 1ZE	SOL	BS-5116	PR 1KS; PR 1KT
<b>RAPID (NH3)</b> 								
1.2	55/75	07/12->	VEN	BS-5030	PR 1ZC	SOL	BS-5032	PR 1KT
			VEN	BS-5031	PR 1ZG			
1.2 TSI	66/90	05/15->	VEN	BS-5030	PR 1ZC	SOL	BS-5032	PR 1KT
			VEN	BS-5031	PR 1ZG			
1.2 TSI	81/110	05/15->	VEN	BS-5030	PR 1ZC	SOL	BS-5032	PR 1KT
			VEN	BS-5031	PR 1ZG			
1.2 TSI	63/86	07/12->	VEN	BS-5030	PR 1ZC	SOL	BS-5032	PR 1KT
			VEN	BS-5031	PR 1ZG			
1.2 TSI	77/105	07/12->	VEN	BS-5030	PR 1ZC	SOL	BS-5032	PR 1KT
			VEN	BS-5031	PR 1ZG			

	kw/HP		Type			Type			
1.4 TDI	66/90	05/15->	VEN	BS-5030	PR 1ZC	SOL	BS-5032	PR 1KT	
			VEN	BS-5031	PR 1ZG				
1.4 TSI	92/125	05/15->	VEN	BS-5030	PR 1ZC	SOL	BS-5032	PR 1KT	
			VEN	BS-5031	PR 1ZG				
1.4 TSI	90/122	07/12->	VEN	BS-5030	PR 1ZC	SOL	BS-5032	PR 1KT	
			VEN	BS-5031	PR 1ZG				
1.6	77/105	07/12->	VEN	BS-5030	PR 1ZC	SOL	BS-5032	PR 1KT	
			VEN	BS-5031	PR 1ZG				
1.6 TDI	85/115	05/15->	VEN	BS-5030	PR 1ZC	SOL	BS-5032	PR 1KT	
			VEN	BS-5031	PR 1ZG				
1.6 TDI	77/105	07/12->	VEN	BS-5030	PR 1ZC	SOL	BS-5032	PR 1KT	
			VEN	BS-5031	PR 1ZG				
1.6 TDI	66/90	08/13->	VEN	BS-5030	PR 1ZC	SOL	BS-5032	PR 1KT	
			VEN	BS-5031	PR 1ZG				
<b>RAPID Spaceback (NH1)</b> 									
1.2	55/75	07/12->	VEN	BS-5030	PR 1ZC	SOL	BS-5032	PR 1KT	
			VEN	BS-5031	PR 1ZG				
1.2 TSI	66/90	05/15->	VEN	BS-5030	PR 1ZC	SOL	BS-5032	PR 1KT	
			VEN	BS-5031	PR 1ZG				
1.2 TSI	81/110	05/15->	VEN	BS-5030	PR 1ZC	SOL	BS-5032	PR 1KT	
			VEN	BS-5031	PR 1ZG				
1.2 TSI	63/86	07/12->	VEN	BS-5030		SOL	BS-5032		
			VEN	BS-5031					
1.2 TSI	77/105	07/12->	VEN	BS-5030	PR 1ZC	SOL	BS-5032	PR 1KT	
			VEN	BS-5031	PR 1ZG				
1.4 TDI	66/90	05/15->	VEN	BS-5030	PR 1ZC	SOL	BS-5032	PR 1KT	
			VEN	BS-5031	PR 1ZG				
1.4 TSI	92/125	05/15->	VEN	BS-5030	PR 1ZC	SOL	BS-5032	PR 1KT	
			VEN	BS-5031	PR 1ZG				
1.4 TSI	90/122	07/12->	VEN	BS-5030	PR 1ZC	SOL	BS-5032	PR 1KT	
			VEN	BS-5031	PR 1ZG				
1.6	77/105	07/12->	VEN	BS-5030	PR 1ZC	SOL	BS-5032	PR 1KT	
			VEN	BS-5031	PR 1ZG				
1.6 TDI	85/115	05/15->	VEN	BS-5030	PR 1ZC	SOL	BS-5032	PR 1KT	
			VEN	BS-5031	PR 1ZG				
1.6 TDI	77/105	07/12->	VEN	BS-5030	PR 1ZC	SOL	BS-5032	PR 1KT	
			VEN	BS-5031	PR 1ZG				








	kW/HP		Type			Type		
1.6 TDI	66/90	08/13->	VEN	BS-5030	PR 1ZC	SOL	BS-5032	PR 1KT
			VEN	BS-5031	PR 1ZG			









### ROOMSTER [5J]

1.2	51/70	01/07->05/15	VEN	BS-5030	PR 1LN; PR 1ZH; Ø wheel 15" in; MD ECONOMY	SOL	BS-5032	+ ABS
			VEN	BS-5031	PR 1ZG; PR 1LR; Ø wheel 14" in	DRUM	BS-5155	- ABS
1.2	47/64	05/06->01/07	VEN	BS-5030	Ø wheel 15" in; PR 1LN; PR 1ZH	SOL	BS-5032	+ ABS
			VEN	BS-5031	Ø wheel 14" in; PR 1LQ/1LR; PR 1ZG	DRUM	BS-5155	01/07->
1.2 TDI	55/75	03/10->05/15	VEN	BS-5030	engine CFWA; PR 1ZC	SOL	BS-5032	engine CFWA; + ABS; PR 1KT
			VEN	BS-5031	engine CFWA; PR 1ZG	DRUM	BS-5155	engine CFWA; - ABS
1.2 TSI	77/105	03/10->05/15	VEN	BS-5030	engine CBZB; PR 1ZC	SOL	BS-5032	engine CBZB; + ABS; PR 1KT
			VEN	BS-5031	engine CBZB; PR 1ZG	DRUM	BS-5155	engine CBZB; - ABS; PR 1KC
1.2 TSI	63/86	03/10->05/15	VEN	BS-5030	engine CBZA; PR 1ZC	SOL	BS-5032	engine CBZA; + ABS; PR 1KT
			VEN	BS-5031	Ø wheel 14" in; PR 1ZG; PR 1LQ; PR 1LR	DRUM	BS-5155	engine CBZA; - ABS; PR 1KC
1.4	63/86	09/06->05/15	VEN	BS-5030	Ø wheel 15" in; PR 1LN	SOL	BS-5032	+ ABS
			VEN	BS-5031	Ø wheel 14" in; PR 1LQ; PR 1LR; PR 1ZG	DRUM	BS-5155	
1.4 TDI	51/70	07/06->03/10	VEN	BS-5030	Ø wheel 15" in; PR 1LN	SOL	BS-5032	+ ABS
			VEN	BS-5031	Ø wheel 14" in; PR 1LQ; PR 1LR	DRUM	BS-5155	- ABS
1.4 TDI	59/80	09/06->03/10	VEN	BS-5030	Ø wheel 15" in; PR 1LN	SOL	BS-5032	+ ABS
			VEN	BS-5031	Ø wheel 14" in; PR 1LQ; PR 1LR	DRUM	BS-5155	- ABS
1.6	77/105	09/06->05/15	VEN	BS-5030	Ø wheel 15" in; PR 1LN	SOL	BS-5032	+ ABS
			VEN	BS-5031	Ø wheel 14" in; PR 1LQ; PR 1LR	DRUM	BS-5155	
1.6 TDI	66/90	03/10->05/15	VEN	BS-5030	engine CAYB; PR 1ZC	SOL	BS-5032	engine CAYB; + ABS; PR 1KT
			VEN	BS-5031	engine CAYB; PR 1ZG	DRUM	BS-5155	engine CAYB; - ABS; PR 1KC
1.6 TDI	77/105	03/10->05/15	VEN	BS-5030	engine CAYC; PR 1ZC	SOL	BS-5032	engine CAYC; + ABS; PR 1KT
			VEN	BS-5031	engine CAYC; PR 1ZG	DRUM	BS-5155	engine CAYC; - ABS; PR 1KC
1.9 TDI	74/101	03/06->05/06	VEN	BS-5030	Ø wheel 15" in; PR 1LN	SOL	BS-5032	+ ABS
			VEN	BS-5031	Ø wheel 14" in; PR 1ZG; PR 1LR	DRUM	BS-5155	- ABS
1.9 TDI	77/105	09/06->03/10	VEN	BS-5030	Ø wheel 15" in; PR 1LN	SOL	BS-5032	+ ABS
			VEN	BS-5031	Ø wheel 14" in; PR 1LQ; PR 1LR	DRUM	BS-5155	

### ROOMSTER Praktik [5J]

1.2	51/70	03/07->05/15	VEN	BS-5030	PR 1LN; Ø wheel 15" in	SOL	BS-5032	+ ABS
			VEN	BS-5031	PR 1LQ; PR 1LR; Ø wheel 14" in	DRUM	BS-5155	- ABS
1.2 TDI	55/75	03/10->05/15	VEN	BS-5030	PR 1ZC	SOL	BS-5032	+ ABS; PR 1KT
			VEN	BS-5031	PR 1ZG	DRUM	BS-5155	- ABS
1.2 TSI	63/86	03/10->05/15	VEN	BS-5030	PR 1ZC	SOL	BS-5032	+ ABS; PR 1KT
			VEN	BS-5031	PR 1ZG	DRUM	BS-5155	- ABS; PR 1KC

	kw/HP		Type			Type			
1.4	63/86	03/07->05/15	VEN	BS-5030	Ø wheel 15` in; PR 1LN	SOL	BS-5032	+ ABS	
			VEN	BS-5031	Ø wheel 14` in; PR 1LQ/1LR	DRUM	BS-5155	- ABS	
1.4 TDI	59/80	03/07->03/10	VEN	BS-5030	Ø wheel 15` in; PR 1LN	SOL	BS-5032	+ ABS	
			VEN	BS-5031	Ø wheel 14` in; PR 1LQ/1LR	DRUM	BS-5155	- ABS	
1.4 TDI	51/70	03/07->03/10	VEN	BS-5030	PR 1LN; Ø wheel 15` in	SOL	BS-5032	+ ABS	
			VEN	BS-5031	PR 1LQ; PR 1LR; Ø wheel 14` in	DRUM	BS-5155	- ABS	
1.6 TDI	66/90	03/10->05/15	VEN	BS-5030	PR 1ZC	SOL	BS-5032	+ ABS; PR 1KT	
			VEN	BS-5031	PR 1ZG	DRUM	BS-5155	- ABS; PR 1KC	
<b>SUPERB (3T4)</b> 									
1.4 TSI	92/125	07/08->05/15	VEN	BS-5016	PR 1LJ	SOL	BS-5042	PR 1KF	
						SOL	BS-5116	PR 1KS	
			VEN	BS-5043	PR 1ZE	SOL	BS-5398	PR 1KJ	
1.6 TDI	77/105	09/10->05/15	VEN	BS-5016	PR 1LJ/1ZA	SOL	BS-5042	PR 1KF	
						SOL	BS-5116	PR 1KS	
1.8 TSI	118/160	03/08->05/15	VEN	BS-5016	PR 1LJ	SOL	BS-5042	PR 1KF	
						SOL	BS-5116	PR 1KS	
			VEN	BS-5043	PR 1ZE	SOL	BS-5398	PR 1KJ	
1.8 TSI	112/152	03/09->05/15	VEN	BS-5016	PR 1LJ/1ZA/1ZE	SOL	BS-5116	PR 1KS	
						SOL	BS-5398	PR 1KJ	
1.8 TSI 4x4	112/152	03/09->05/15	VEN	BS-5016	PR 1LJ/1ZA/1ZE	SOL	BS-5116	PR 1KS	
1.8 TSI 4x4	118/160	11/08->05/15	VEN	BS-5016	PR 1LJ	SOL	BS-5116	PR 1KS	
						SOL	BS-5398	PR 1KJ	
			VEN	BS-5043	PR 1ZE	SOL	BS-5398	PR 1KJ	
1.9 TDI	77/105	03/08->11/10	VEN	BS-5016	PR 1LJ	SOL	BS-5042	PR 1KF	
						SOL	BS-5116	PR 1KS	
			VEN	BS-5043	PR 1ZE	SOL	BS-5398	PR 1KJ	
2.0 TDI	103/140	03/08->05/10	VEN	BS-5016	PR 1LJ	SOL	BS-5042	PR 1KF	
						SOL	BS-5116	PR 1KS	
			VEN	BS-5043	PR 1ZE	SOL	BS-5398	PR 1KJ	
2.0 TDI	125/170	07/08->05/15	VEN	BS-5016	PR 1LJ	SOL	BS-5042	PR 1KF	
						SOL	BS-5116	PR 1KS	
			VEN	BS-5043	PR 1LZ	SOL	BS-5398	PR 1KJ	
2.0 TDI 16V	103/140	01/09->05/15	VEN	BS-5016	PR 1LJ	SOL	BS-5042	PR 1KF	
						SOL	BS-5116	PR 1KS	
			VEN	BS-5043	PR 1ZE	SOL	BS-5398	PR 1KJ	
2.0 TDI 16V 4x4	103/140	11/10->05/15	VEN	BS-5016	PR 1LJ/1ZA/1ZE	SOL	BS-5116	PR 1KS	
2.0 TDI 4x4	125/170	09/08->05/15	VEN	BS-5016	PR 1LJ/1ZA/1ZE	SOL	BS-5116	PR 1KS	
						SOL	BS-5398	PR 1KJ	

	kw/HP		Type			Type		
2.0 TSI	147/200	05/10->05/15				SOL	BS-5116	PR 1KS
						SOL	BS-5398	PR 1KJ
3.6 V6 4x4	191/260	11/08->05/15				SOL	BS-5116	PR 1KS
<b>SUPERB [3U4]</b> 								
			VEN	BS-5043	06/05->; PR 1ZC			
1.8 T	110/150	12/01->03/08	VEN	BS-5083	PR 1ZC	SOL	BS-5080	PR 1KD
			VEN	BS-5360	09/03->; ->05/05; PR 1ZC			
1.9 TDI	85/115	01/07->03/08	VEN	BS-5043		SOL	BS-5080	
			VEN	BS-5043	PR 1ZC; ch.3U69100011->; 06/05->			
1.9 TDI	74/101	08/02->10/05	VEN	BS-5083	PR 1ZC	SOL	BS-5080	PR 1KD
			VEN	BS-5279	->ch.3U69100010; ->05/05			
			VEN	BS-5360	PR 1ZC; ->ch.3U69100010; 09/03->; ->05/05			
1.9 TDI	77/105	10/05->05/07	VEN	BS-5043	PR 1ZC	SOL	BS-5080	PR 1KD
			VEN	BS-5043	PR 1ZC; 06/05->; ch.3U69100011->			
1.9 TDI	96/130	12/01->03/08	VEN	BS-5083	PR 1ZC	SOL	BS-5080	PR 1KD
			VEN	BS-5360	PR 1ZC; 09/03->; ->05/05; ->ch.3U69100010			
			VEN	BS-5043	06/05->; ch.3U69100011->; PR 1ZC			
2.0	85/115	12/01->03/08	VEN	BS-5083	PR 1ZC	SOL	BS-5080	PR 1KD
			VEN	BS-5360	09/03->; ->05/05; ->ch.3U69100010; PR 1ZC			
2.0 TDI	103/140	10/05->03/08	VEN	BS-5016	PR 1LT	SOL	BS-5080	PR 1KD
			VEN	BS-5043	PR 1ZC			
			VEN	BS-5016	06/05->; PR 1LT			
2.5 TDI	120/163	06/03->03/08	VEN	BS-5279	->05/05; PR 1LT	SOL	BS-5080	PR 1KD
2.5 TDI	114/155	12/01->08/03	VEN	BS-5279		SOL	BS-5080	
			VEN	BS-5016	06/05->; PR 1LT			
2.8 V6	142/193	12/01->03/08	VEN	BS-5279	->05/05; PR 1LT	SOL	BS-5080	PR 1KD
<b>SUPERB [3V3]</b> 								
1.4 TSI	110/150	03/15->	VEN	BS-5016	PR 1ZA			
1.4 TSI	92/125	03/15->	VEN	BS-5016	PR 1ZA			
1.4 TSI 4x4	110/150	03/15->	VEN	BS-5016	PR 1ZA			
1.6 TDI	88/120	03/15->	VEN	BS-5016	PR 1ZA			
1.8 TSI	132/180	03/15->	VEN	BS-5016	PR 1ZA			
2.0 TDI	110/150	03/15->	VEN	BS-5016	PR 1ZA			
2.0 TDI	140/190	03/15->	VEN	BS-5016	PR 1ZA			
2.0 TDI 4x4	140/190	03/15->	VEN	BS-5016	PR 1ZA			
2.0 TDI 4x4	110/150	03/15->	VEN	BS-5016	PR 1ZA			
2.0 TSI	162/220	03/15->	VEN	BS-5016	PR 1ZA			
2.0 TSI 4x4	206/280	03/15->	VEN	BS-5016	PR 1ZA			





kW/HP



Type



Type



## SUPERB Estate (3T5)

1.4 TSI	92/125	10/09->05/15	VEN	BS-5016	PR 1LJ; PR 1ZA	SOL	BS-5042	PR 1KF
			VEN	BS-5043	PR 1ZE	SOL	BS-5116	PR 1KS
1.6 TDI	77/105	09/10->05/15	VEN	BS-5016	PR 1LJ/1ZA	SOL	BS-5042	PR 1KF
						SOL	BS-5116	PR 1KS
1.8 TSI	112/152	10/09->05/15	VEN	BS-5016	PR 1LJ/1ZA/1ZE	SOL	BS-5116	PR 1KS
						SOL	BS-5398	PR 1KJ
1.8 TSI	118/160	10/09->05/15	VEN	BS-5016	PR 1LJ; PR 1ZA; PR 1ZE	SOL	BS-5116	PR 1KS
						SOL	BS-5398	PR 1KJ
1.8 TSI 4x4	112/152	10/09->05/15	VEN	BS-5016	PR 1LJ/1ZA/1ZE	SOL	BS-5116	PR 1KS
1.8 TSI 4x4	118/160	10/09->05/15	VEN	BS-5016	PR 1LJ; PR 1ZA; PR 1ZE	SOL	BS-5116	PR 1KS
1.9 TDI	77/105	10/09->11/10	VEN	BS-5016	PR 1LJ/1ZA/1ZE	SOL	BS-5042	PR 1KF
						SOL	BS-5116	PR 1KS
2.0 TDI	125/170	10/09->05/15	VEN	BS-5016	PR 1LJ; PR 1ZA; PR 1ZE	SOL	BS-5116	PR 1KS
						SOL	BS-5398	PR 1KJ
2.0 TDI	103/140	10/09->03/10	VEN	BS-5016	PR 1LJ/1ZA	SOL	BS-5042	PR 1KF
			VEN	BS-5043	PR 1ZE	SOL	BS-5116	PR 1KS
2.0 TDI 16V	103/140	10/09->05/15	VEN	BS-5016	PR 1LJ; PR 1ZA; PR 1ZE	SOL	BS-5398	PR 1KJ
						SOL	BS-5116	PR 1KS
2.0 TDI 16V 4x4	103/140	11/10->05/15	VEN	BS-5016	PR 1LJ/1ZA/1ZE	SOL	BS-5116	PR 1KS
2.0 TDI 4x4	125/170	10/09->05/15	VEN	BS-5016	PR 1LJ; PR 1ZA; PR 1ZE	SOL	BS-5116	PR 1KS
2.0 TSI	147/200	05/10->05/15				SOL	BS-5116	PR 1KS
						SOL	BS-5398	PR 1KJ
3.6 V6 4x4	191/260	10/09->05/15				SOL	BS-5116	PR 1KS

## SUPERB Estate (3V5)

1.4 TSI	92/125	03/15->	VEN	BS-5016	PR 1ZA			
1.4 TSI	110/150	03/15->	VEN	BS-5016	PR 1ZA			
1.4 TSI 4x4	110/150	03/15->	VEN	BS-5016	PR 1ZA			
1.6 TDI	88/120	03/15->	VEN	BS-5016	PR 1ZA			
1.8 TSI	132/180	03/15->	VEN	BS-5016	PR 1ZA			
2.0 TDI	110/150	03/15->	VEN	BS-5016	PR 1ZA			
2.0 TDI	140/190	03/15->	VEN	BS-5016	PR 1ZA			
2.0 TDI 4x4	140/190	03/15->	VEN	BS-5016	PR 1ZA			
2.0 TDI 4x4	110/150	03/15->	VEN	BS-5016	PR 1ZA			
2.0 TSI	162/220	03/15->	VEN	BS-5016	PR 1ZA			
2.0 TSI 4x4	206/280	03/15->	VEN	BS-5016	PR 1ZA			



kW/HP



Type









Type



## YETI (5L)

Model	kW/HP	Year	Type	Chassis	Info	Type	Chassis	Info
1.2 TSI	81/110	05/15->	VEN	BS-5016 PR 1ZA		SOL	BS-5044 PR 1KD	
			VEN	BS-5041 PR 1ZF		SOL	BS-5116 PR 1KS	
			VEN	BS-5043 PR 1ZE		SOL	BS-5116 PR 1KS	
1.2 TSI	77/105	09/09->	VEN	BS-5016 PR 1ZA		SOL	BS-5044 PR 1KD	
			VEN	BS-5041 PR 1ZF		SOL	BS-5116 PR 1KS	
1.4 TSI	92/125	05/15->	VEN	BS-5016 PR 1ZA		SOL	BS-5044 PR 1KD	
			VEN	BS-5041 PR 1ZF		SOL	BS-5116 PR 1KS	
			VEN	BS-5043 PR 1ZE		SOL	BS-5116 PR 1KS	
1.4 TSI	90/122	06/10->	VEN	BS-5016 PR 1ZA		SOL	BS-5044 PR 1KD	
			VEN	BS-5041 PR 1ZF		SOL	BS-5116 PR 1KS	
			VEN	BS-5043 PR 1ZE		SOL	BS-5398 PR 1KJ	
1.4 TSI 4x4	110/150	05/15->	VEN	BS-5016 PR 1ZA		SOL	BS-5044 PR 1KD	
			VEN	BS-5041 PR 1ZF		SOL	BS-5116 PR 1KS	
			VEN	BS-5043 PR 1ZE		SOL	BS-5116 PR 1KS	
1.6	81/110	04/14->	VEN	BS-5016 PR 1ZA		SOL	BS-5044 PR 1KD	
			VEN	BS-5041 PR 1ZF		SOL	BS-5116 PR 1KS	
			VEN	BS-5043 PR 1ZE		SOL	BS-5116 PR 1KS	
1.6 TDI	77/105	11/10->	VEN	BS-5041 PR 1ZF		SOL	BS-5116 PR 1KS	
			VEN	BS-5043 PR 1ZE		SOL	BS-5398 PR 1KJ	
1.8 TSI 4x4	118/160	05/09->	VEN	BS-5043		SOL	BS-5116 PR 1KS	
			VEN	BS-5043		SOL	BS-5398 PR 1KJ	
1.8 TSI 4x4	112/152	11/09->	VEN	BS-5043 PR 1ZE		SOL	BS-5116 PR 1KS	
			VEN	BS-5043 PR 1ZE		SOL	BS-5398 PR 1KJ	
2.0 TDI	110/150	05/15->	VEN	BS-5016 PR 1ZA		SOL	BS-5044 PR 1KD	
			VEN	BS-5041 PR 1ZF		SOL	BS-5116 PR 1KS	
			VEN	BS-5043 PR 1ZE		SOL	BS-5116 PR 1KS	
2.0 TDI	81/110	11/09->	VEN	BS-5016 PR 1ZA		SOL	BS-5044 PR 1KD	
			VEN	BS-5041 PR 1ZF		SOL	BS-5116 PR 1KS	
			VEN	BS-5043 PR 1ZE		SOL	BS-5398 PR 1KJ	
2.0 TDI	103/140	11/11->	VEN	BS-5043 PR 1ZE		SOL	BS-5116 PR 1KS	
			VEN	BS-5043 PR 1ZE		SOL	BS-5398 PR 1KJ	
2.0 TDI 4x4	103/140	05/09->	VEN	BS-5043 PR 1ZE		SOL	BS-5116 PR 1KS	
			VEN	BS-5043 PR 1ZE		SOL	BS-5398 PR 1KJ	
2.0 TDI 4x4	110/150	05/15->	VEN	BS-5016 PR 1ZA		SOL	BS-5044 PR 1KD	
			VEN	BS-5041 PR 1ZF		SOL	BS-5116 PR 1KS	
			VEN	BS-5043 PR 1ZE		SOL	BS-5116 PR 1KS	

	kw/HP		Type			Type		
2.0 TDI 4x4	81/110	11/09->	VEN	BS-5041	PR 1ZF	SOL	BS-5116	PR 1KS
			VEN	BS-5043	PR 1ZE	SOL	BS-5398	PR 1KJ
2.0 TDI 4x4	125/170	11/09->	VEN	BS-5016	PR 1ZA	SOL	BS-5116	PR 1KS
			VEN	BS-5041	PR 1ZF	SOL	BS-5398	PR 1KJ

## SMART

### CABRIO (450)

0.6 (450.432)	52/71	06/02->01/04	SOL	BS-5266		DRUM	BS-5569
0.6 [S10LA1, 450.441, 450.442, 450.443]	40/55	03/00->01/04	SOL	BS-5266		DRUM	BS-5569
0.6 [S10LD2, 450.452]	45/61	01/01->01/04	SOL	BS-5266		DRUM	BS-5569
0.7 (450.433)	55/75	01/03->01/04	SOL	BS-5266		DRUM	BS-5569
0.7 (450.452, 450.432)	45/61	01/03->01/04	SOL	BS-5266		DRUM	BS-5569
0.8 CDI [S10LC1, 450.401, 450.402, 450.403, 450.400]	30/41	03/01->01/04	SOL	BS-5266		DRUM	BS-5569

### CITY-COUPE (450)

0.6 (450.330, 450.332)	52/71	06/02->01/04	SOL	BS-5266		DRUM	BS-5569
0.6 (450.352, 450.353)	45/61	01/01->01/04	SOL	BS-5266		DRUM	BS-5569
0.6 [S1CLA1, 450.341]	40/55	07/98->01/04	SOL	BS-5266		DRUM	BS-5569
0.6 [S1CLB1, 450.331, 450.336]	33/45	07/98->01/04	SOL	BS-5266		DRUM	BS-5569
0.7 (450.330)	37/50	01/03->01/04	SOL	BS-5266		DRUM	BS-5569
0.7 (450.333)	55/75	01/03->01/04	SOL	BS-5266		DRUM	BS-5569
0.7 (450.352, 450.353)	45/61	01/03->01/04	SOL	BS-5266		DRUM	BS-5569
0.8 CDI [S1CLC1, 450.300, 450.301, 450.302, 450.303...]	30/41	11/99->01/04	SOL	BS-5266		DRUM	BS-5569

### CROSSBLADE (450)

0.6 (450.418)	52/71	06/02->12/03	SOL	BS-5266		DRUM	BS-5569
---------------	-------	--------------	-----	---------	--	------	---------

### FORFOUR (454)












1.1 (454.030)	55/75	01/04->06/06	VEN	BS-5407		SOL	BS-5790
1.1 (454.033)	47/64	02/05->06/06	VEN	BS-5407		SOL	BS-5790
1.3 (454.031)	70/95	01/04->06/06	VEN	BS-5407		SOL	BS-5790
1.5 (454.032)	80/109	01/04->06/06	VEN	BS-5407		SOL	BS-5790
1.5 (454.032)	90/122	01/04->06/06	VEN	BS-5407		SOL	BS-5790
1.5 BRABUS (454.034)	130/177	05/05->06/06				SOL	BS-5790
1.5 CDI (454.000)	50/68	09/04->06/06	VEN	BS-5407		SOL	BS-5790
1.5 CDI (454.001)	70/95	09/04->06/06	VEN	BS-5407		SOL	BS-5790

















### FORFOUR Hatchback (453)











0.9 (453.044)	66/90	11/14->	VEN	BS-5890			
1.0 (453.041)	45/60	11/14->	VEN	BS-5890			
1.0 (453.042)	52/71	07/14->	VEN	BS-5890			













### FORTWO Cabrio (450)











0.7 (450.433)	55/75	01/04->01/07	SOL	BS-5266		DRUM	BS-5569
0.7 (450.452)	45/61	01/04->01/07	SOL	BS-5266		DRUM	BS-5569

	<b>kW/HP</b>		<b>Type</b>			<b>Type</b>		
0.8 CDI [450.401, 450.402, 450.403, 450.400]	30/41	01/04->01/07	SOL	BS-5266		DRUM	BS-5569	
<b>FORTWO Cabrio [451]</b> 								
0.8 CDi [451.400]	33/45	01/07->	SOL	BS-5266		DRUM	BS-5569	04/07->
0.8 CDi [451.401]	40/54	08/09->	SOL	BS-5266		DRUM	BS-5569	
1.0 [451.431, 451.480]	52/71	01/07->	SOL	BS-5266		DRUM	BS-5569	04/07->
1.0 Brabus	88/120	04/12->				DRUM	BS-5569	
1.0 Brabus [451.433]	72/98	01/08->	SOL	BS-5266		DRUM	BS-5569	
1.0 Turbo [451.432]	62/84	01/07->	SOL	BS-5266		DRUM	BS-5569	04/07->
1.0 Turbo Brabus [451.433]	75/102	07/10->	SOL	BS-5266		DRUM	BS-5569	
electric drive	55/75	01/13->	SOL	BS-5266		DRUM	BS-5569	
electric drive [451.490]	35/48	12/11->12/12	SOL	BS-5266		DRUM	BS-5569	
electric drive [451.490, 451.491]	20/27	12/10->12/12	SOL	BS-5266		DRUM	BS-5569	
electric drive [451.491]	30/41	11/09->12/11	SOL	BS-5266		DRUM	BS-5569	
electric drive Brabus [451.492]	60/82	01/13->				DRUM	BS-5569	
<b>FORTWO Convertible [453]</b> 								
0.9 [453.444, 453.453]	66/90	09/15->	VEN	BS-5890	for SA code -> V70			
1.0 [453.442]	52/71	09/15->	VEN	BS-5890	for SA code -> V70			
<b>FORTWO Coupe [450]</b> 								
0.7 [450.330]	37/50	01/04->01/07	SOL	BS-5266		DRUM	BS-5569	
0.7 [450.333]	55/75	01/04->01/07	SOL	BS-5266		DRUM	BS-5569	
0.7 [450.335]	40/54	01/04->01/07				DRUM	BS-5569	
0.7 [450.352, 450.332]	45/61	01/04->01/07	SOL	BS-5266		DRUM	BS-5569	
0.8 CDI [450.300, 450.301, 450.302, 450.303, 450.306]	30/41	01/04->01/07	SOL	BS-5266		DRUM	BS-5569	
<b>FORTWO Coupe [451]</b> 								
0.8 CDi [451.300]	33/45	01/07->	SOL	BS-5266		DRUM	BS-5569	04/07->
0.8 CDi [451.301]	40/54	08/09->	SOL	BS-5266		DRUM	BS-5569	
1.0 [451.330, 451.334]	45/61	01/07->	SOL	BS-5266		DRUM	BS-5569	04/07->
1.0 [451.331, 451.380]	52/71	01/07->	SOL	BS-5266		DRUM	BS-5569	04/07->
1.0 Brabus [451.333]	72/98	01/08->	SOL	BS-5266		DRUM	BS-5569	
1.0 Turbo [451.332]	62/84	01/07->	SOL	BS-5266		DRUM	BS-5569	04/07->
1.0 Turbo Brabus [451.333]	75/102	07/10->	SOL	BS-5266		DRUM	BS-5569	
electric drive	55/75	01/13->				DRUM	BS-5569	
electric drive [451.390]	35/48	12/11->12/12	SOL	BS-5266		DRUM	BS-5569	
electric drive [451.391]	30/41	11/09->12/11	SOL	BS-5266		DRUM	BS-5569	
electric drive [451.391, 451.390]	20/27	12/10->12/12	SOL	BS-5266		DRUM	BS-5569	
electric drive Brabus [451.392]	60/82	01/13->				DRUM	BS-5569	
<b>FORTWO Coupe [453]</b> 								
0.9 [453.344]	66/90	09/14->	VEN	BS-5890				
1.0 [453.341]	45/60	11/14->	VEN	BS-5890				












	kW/HP		Type			Type		
1.0 [453.342]	52/71	07/14->	VEN	BS-5890				
<b>ROADSTER (452)</b> 								
0.7 [452.432]	45/61	04/03->11/05	SOL	BS-5266		DRUM	BS-5569	
0.7 [452.434]	60/82	04/03->11/05	SOL	BS-5266		DRUM	BS-5569	
0.7 Brabus [452.437]	74/101	12/03->11/05	SOL	BS-5266		DRUM	BS-5569	03/04->
<b>ROADSTER Coupe (452)</b> 								
0.7 [452.332]	45/61	06/03->11/05	SOL	BS-5266		DRUM	BS-5569	04/05->
0.7 [452.334]	60/82	04/03->11/05	SOL	BS-5266		DRUM	BS-5569	
0.7 Brabus [452.337]	74/101	12/03->11/05	SOL	BS-5266		DRUM	BS-5569	03/04->
<b>SSANGYONG</b>								
<b>ACTYON I</b> 								
2.0 Xdi	100/136	07/07->	VEN	BS-5490	+ ABS; + ESP	DRUM	BS-5170	- ABS
						VEN	BS-5148	
2.0 Xdi	104/141	11/05->	VEN	BS-5490	+ ABS; + ESP	DRUM	BS-5170	- ABS
						VEN	BS-5148	
2.3	110/150	11/06->	VEN	BS-5490	+ ABS	DRUM	BS-5170	- ABS
						VEN	BS-5148	
200 Xdi 4WD	100/136	07/07->	VEN	BS-5490	+ ABS; + ESP	DRUM	BS-5170	- ABS
						VEN	BS-5148	
200 Xdi 4WD	104/141	10/06->	VEN	BS-5490	+ ABS; + ESP	DRUM	BS-5170	- ABS
						VEN	BS-5148	
<b>ACTYON SPORTS I (QJ)</b> 								
2.0 Xdi	104/141	04/07->	VEN	BS-5490	+ ABS	DRUM	BS-5451	- ABS
						VEN	BS-5148	
2.0 Xdi 4WD	104/141	04/07->	VEN	BS-5490	+ ABS	DRUM	BS-5170	- ABS
						DRUM	BS-5451	- ABS
2.3 4WD	110/150	09/11->	VEN	BS-5490				
<b>ISTANA Box</b> 								
2.9 D	70/95	10/92->05/95	VEN	BS-5608				
<b>ISTANA Box</b> 								
2.9 D	90/122	06/95->	VEN	BS-5608				
<b>ISTANA Bus</b> 								
2.9 TD	70/95	10/92->05/95	VEN	BS-5608				
<b>ISTANA Bus</b> 								
2.9 D	90/122	06/95->	VEN	BS-5608				
<b>KORANDO</b> 								
2.0 e-XDi	129/175	11/10->	VEN	BS-5647		SOL	BS-5659	
2.0 e-XDi 4WD	129/175	11/10->	VEN	BS-5647		SOL	BS-5668	
<b>KORANDO (KJ)</b> 								
2.0	94/128	05/97->				SOL	BS-5255	->10/02
2.3	110/150	01/02->				SOL	BS-5255	
2.3	105/143	01/99->				SOL	BS-5255	












	kW/HP		Type			Type		
2.3	103/140	05/97->				SOL	BS-5255	->11/02
2.3 D (KJ)	58/79	12/96->				SOL	BS-5255	06/97->; ->06/98
2.3 TDiC 4x4	74/101	07/98->				SOL	BS-5255	
2.9 D (KJ)	72/98	12/96->				SOL	BS-5255	06/97->; ->10/00
2.9 TD	88/120	04/98->				SOL	BS-5255	
3.2	156/212	01/99->				SOL	BS-5255	->11/02
3.2	162/220	06/97->				SOL	BS-5255	
3.2 (KJ)	154/209	12/96->				SOL	BS-5255	06/97->; ->11/02
<b>KORANDO Cabrio (KJ) </b>								
2.3	110/150	01/02->				SOL	BS-5255	
2.3	105/143	02/99->				SOL	BS-5255	
2.3	103/140	11/97->				SOL	BS-5255	->11/02
2.9 D	72/98	11/97->				SOL	BS-5255	
2.9 TD	88/120	04/98->				SOL	BS-5255	
3.2	156/212	01/99->				SOL	BS-5255	->11/02
3.2	162/220	06/97->				SOL	BS-5255	
<b>KYRON </b>								
2.0 Xdi	100/136	01/10->	VEN	BS-5490	+ ABS; + ESP			
2.0 Xdi	104/141	05/05->	VEN	BS-5490	+ ABS; + ESP	VEN	BS-5148	
2.0 Xdi 4x4	100/136	01/10->	VEN	BS-5490	+ ABS; + ESP	VEN	BS-5652	
2.0 Xdi 4x4	104/141	05/05->	VEN	BS-5490	+ ABS; + ESP	VEN	BS-5148	
2.0 Xdi 4x4	104/141	05/05->	VEN	BS-5490	+ ABS; + ESP	VEN	BS-5652	
2.3	110/150	01/10->	VEN	BS-5490	->09/12; + ABS			
2.7 Xdi	120/163	03/06->	VEN	BS-5490	+ ABS; + ESP	VEN	BS-5148	
2.7 Xdi	121/165	05/05->	VEN	BS-5490	+ ABS; + ESP	VEN	BS-5148	
3.2 M320 4WD	162/220	03/08->	VEN	BS-5490				
<b>MUSSO (FJ) </b>								
2.0	93/126	10/96->				SOL	BS-5255	
2.3	110/150	04/03->				SOL	BS-5255	
2.3	103/140	10/96->				SOL	BS-5255	
2.3 D	58/79	03/93->04/97				SOL	BS-5255	
2.3 D	59/80	10/95->				SOL	BS-5255	->04/97
2.9 D	73/99	03/96->				SOL	BS-5255	->07/98
2.9 TD	88/120	04/98->				SOL	BS-5255	
2.9 TD	108/147	04/98->				SOL	BS-5255	
3.2	162/220	06/96->				SOL	BS-5255	
<b>MUSSO SPORTS </b>								
2.9 D 4x4	88/120	08/04->				SOL	BS-5255	












	kW/HP		Type			Type		
<b>REXTON (GAB_) </b>								
2.7 D 4x4	137/186	05/06->	VEN	BS-5490		SOL	BS-5255	
2.7 Xdi	121/165	03/05->08/06				SOL	BS-5255	
2.7 Xdi	120/163	08/04->	VEN	BS-5490		SOL	BS-5255	->05/06
						VEN	BS-5652	04/06->
2.7 Xdi 4x4	118/160	03/11->	VEN	BS-5490		SOL	BS-5255	
2.7 Xdi Turbo 4x4	132/180	03/11->	VEN	BS-5490		SOL	BS-5255	
2.9 TD	88/120	04/02->	VEN	BS-5490	->12/03; + ABS	SOL	BS-5255	
			VEN	BS-5720	- ABS; 01/04->			
3.2	162/220	04/02->	VEN	BS-5490	->12/03; + ABS	SOL	BS-5255	
			VEN	BS-5720	- ABS; 01/04->	VEN	BS-5652	04/06->
<b>REXTON W </b>								
2.0 Xdi All-wheel Drive	114/155	07/12->	VEN	BS-5490	->08/12; MD Rexton W			
2.7 Xdi All-wheel Drive	121/165	07/12->	VEN	BS-5490	->08/12; MD Rexton W			
<b>RODIUS </b>								
2.7 Xdi	121/165	05/05->				VEN	BS-5652	
2.7 Xdi	120/163	05/05->				VEN	BS-5652	
2.7 Xdi 4WD	121/165	05/05->				VEN	BS-5652	
2.7 Xdi 4WD	120/163	05/05->				VEN	BS-5652	
<b>SUBARU</b>								
<b>BRZ </b>								
2.0	147/200	06/12->	VEN	BS-5181	MD LOW	SOL	BS-5439	MD LOW
			VEN	BS-5182	MD HIGH	VEN	BS-5837	
<b>FORESTER (SF) </b>								
2.0 AWD	92/125	06/98->09/02	VEN	BS-5181		SOL	BS-5180	
						DRUM	BS-5459	
2.0 AWD	90/122	08/97->09/02	VEN	BS-5181		SOL	BS-5180	
						DRUM	BS-5459	->08/98
2.0 S Turbo AWD	130/177	04/01->09/02	VEN	BS-5181	->05/02	SOL	BS-5180	06/02->
			VEN	BS-5182	06/02->	DRUM	BS-5459	
2.0 S Turbo AWD	125/170	06/98->04/01	VEN	BS-5181		SOL	BS-5180	
						DRUM	BS-5459	
<b>FORESTER (SG) </b>								
2.0 AWD	92/125	09/02->	VEN	BS-5181		SOL	BS-5180	
						DRUM	BS-5459	
2.0 S Turbo AWD	130/177	09/02->	VEN	BS-5181		VEN	BS-5697	
						DRUM	BS-5459	













	kw/HP		Type			Type		
2.0 X AWD	116/158	09/05->	VEN	BS-5181		SOL	BS-5180	
						DRUM	BS-5459	
2.5 AWD	155/211	12/03->	VEN	BS-5182	->08/05	SOL	BS-5180	->08/05
						VEN	BS-5697	
						DRUM	BS-5459	
2.5 XT AWD	169/230	09/05->	VEN	BS-5182		SOL	BS-5180	
						VEN	BS-5697	
<b>FORESTER (SH)</b> 								
2.0 AWD	110/150	01/08->	VEN	BS-5181		SOL	BS-5439	
2.0 AWD	110/150	01/10->	VEN	BS-5181		SOL	BS-5439	
2.0 D AWD	108/147	09/08->	VEN	BS-5182		SOL	BS-5439	
						SOL	BS-5439	
2.5 AWD	126/171	01/09->	VEN	BS-5182		VEN	BS-5697	
<b>FORESTER (SJ)</b> 								
2.0 D AWD	108/147	03/13->	VEN	BS-5182		SOL	BS-5887	
2.0 X AWD	110/150	03/13->	VEN	BS-5182		SOL	BS-5887	
<b>IMPREZA Coupe (GFC)</b> 								
1.6	66/90	12/96->12/00	VEN	BS-5504	+ ABS	SOL	BS-5180	+ ABS
						DRUM	BS-5459	->08/98
1.6 AWD	66/90	12/96->12/00	VEN	BS-5504	+ ABS	SOL	BS-5180	
						DRUM	BS-5459	->08/98
2.0 AWD	85/115	12/95->12/00	VEN	BS-5504		SOL	BS-5180	
						DRUM	BS-5459	
2.0 Turbo AWD	155/211	12/96->12/00	VEN	BS-5181		SOL	BS-5180	
<b>IMPREZA Estate (GF)</b> 								
1.6 i	70/95	06/98->12/00	VEN	BS-5504		SOL	BS-5180	
						DRUM	BS-5459	
1.6 i AWD	70/95	06/98->12/00	VEN	BS-5504		SOL	BS-5180	
						DRUM	BS-5459	
1.6 i AWD	66/90	08/92->12/00	VEN	BS-5504	01/93->; ->10/95; + ABS	SOL	BS-5180	01/93->; ->10/95; + ABS
						DRUM	BS-5459	01/93->; ->08/98
1.8 i AWD	76/103	08/92->12/00	VEN	BS-5504	01/93->; ->10/95; + ABS	SOL	BS-5180	01/93->; ->10/95; + ABS
						DRUM	BS-5459	01/93->; ->06/96; + ABS
2.0 i 16V AWD	92/125	06/98->12/00	VEN	BS-5504		SOL	BS-5180	
						DRUM	BS-5459	
2.0 i AWD	85/116	12/95->12/00	VEN	BS-5504	+ ABS	SOL	BS-5180	
						DRUM	BS-5459	->08/98
2.0 i Turbo AWD	155/211	03/94->12/00	VEN	BS-5181	->08/98; + ABS	SOL	BS-5180	->08/98; + ABS
2.0 Turbo GT AWD	160/218	06/98->12/00	VEN	BS-5182		SOL	BS-5180	
















	<b>kW/HP</b>		<b>Type</b>			<b>Type</b>		
<b>IMPREZA Estate (GG)</b> 								
1.5 AWD	77/105	05/06->	VEN	BS-5504		DRUM	BS-5459	->08/07
1.6 AWD	70/95	12/00->	VEN	BS-5504		DRUM	BS-5459	
2.0 AWD	92/125	12/00->	VEN	BS-5181		SOL	BS-5180	
						DRUM	BS-5459	
2.0 i R AWD	118/160	09/05->06/07	VEN	BS-5181		SOL	BS-5180	
2.0 Turbo AWD	160/218	12/00->	VEN	BS-5181	07/01->; ->06/02		BS-5697	
			VEN	BS-5182	->06/01; 07/02->			
2.0 WRX Turbo AWD	165/225	12/02->	VEN	BS-5182		VEN	BS-5697	
2.5 WRX AWD	169/230	09/05->	VEN	BS-5182		VEN	BS-5697	
<b>IMPREZA Hatchback</b> 								
2.5 WRX AWD	169/230	09/05->12/07	VEN	BS-5182		VEN	BS-5697	
<b>IMPREZA Hatchback (GP)</b> 								
1.6 i	84/114	06/12->	VEN	BS-5181		SOL	BS-5887	
1.6 i AWD	84/114	06/12->	VEN	BS-5181		SOL	BS-5887	
<b>IMPREZA Hatchback (GR, GH, G3)</b> 								
1.5 AWD	79/107	02/08->	VEN	BS-5181		SOL	BS-5439	
			VEN	BS-5504				
1.5 F	79/107	02/08->	VEN	BS-5181	+ ESP	SOL	BS-5439	
			VEN	BS-5504	- ESP			
2.0 D AWD	110/150	01/09->	VEN	BS-5182		SOL	BS-5439	
2.0 R AWD	110/150	01/08->	VEN	BS-5181		SOL	BS-5439	
<b>IMPREZA Saloon (GC)</b> 								
1.6 i	70/95	06/98->12/00	VEN	BS-5504		SOL	BS-5180	
						DRUM	BS-5459	- ABS
1.6 i	66/90	08/92->12/00	VEN	BS-5504	01/93->; ->10/95; + ABS	SOL	BS-5180	01/93->; ->10/95; + ABS
						DRUM	BS-5459	01/93->; ->08/98
1.6 i AWD	70/95	06/98->12/00	VEN	BS-5504		SOL	BS-5180	
						DRUM	BS-5459	
1.6 i AWD	66/90	08/92->12/00	VEN	BS-5504	01/93->; ->10/95; + ABS	SOL	BS-5180	01/93->; ->10/95; + ABS
						DRUM	BS-5459	01/93->; ->08/98
1.8 i AWD	76/103	08/92->12/00	VEN	BS-5504	01/93->; ->10/95; + ABS	SOL	BS-5180	01/93->; ->10/95; + ABS
						DRUM	BS-5459	01/93->; ->06/96; + ABS
2.0 i AWD	92/125	06/98->12/00	VEN	BS-5504	+ ABS	SOL	BS-5180	
						DRUM	BS-5459	
2.0 i AWD	85/115	10/95->12/00	VEN	BS-5504	+ ABS	SOL	BS-5180	
						DRUM	BS-5459	->08/98
2.0 Turbo GT AWD	155/211	03/94->12/00	VEN	BS-5181	->08/98; + ABS	SOL	BS-5180	->08/98; + ABS
2.0 Turbo GT AWD	160/218	06/98->12/00	VEN	BS-5182	+ ABS	SOL	BS-5180	

	<b>kW/HP</b>		<b>Type</b>			<b>Type</b>		
<b>IMPREZA Saloon (GD)</b> 								
1.5 AWD	77/105	05/06->	VEN	BS-5504		SOL	BS-5180	
						DRUM	BS-5459	->08/07
1.6 AWD	70/95	12/00->	VEN	BS-5504		SOL	BS-5180	
						DRUM	BS-5459	
2.0 i AWD	92/125	12/00->	VEN	BS-5181	->09/05; + ABS	SOL	BS-5180	->09/05; + ABS
2.0 i R AWD	118/160	09/05->	VEN	BS-5181		SOL	BS-5180	
2.0 WRX STi AWD	195/265	11/01->	VEN	BS-5181	->04/04			
2.0 WRX Turbo AWD	160/218	12/00->	VEN	BS-5181	07/01->; ->06/02	VEN	BS-5697	->09/05
			VEN	BS-5182	->06/01; 07/02->			
2.0 WRX Turbo AWD	165/225	12/02->	VEN	BS-5182		VEN	BS-5697	
2.5 i WRX AWD	169/230	09/05->	VEN	BS-5182		VEN	BS-5697	
2.5 WRX STi AWD	206/280	09/05->				VEN	BS-5697	
<b>JUSTY III (G3X)</b> 								
1.3 AWD	69/94	09/03->	VEN	BS-5655				
1.5 AWD	73/99	09/03->	VEN	BS-5655				
<b>JUSTY IV</b> 								
1.0	51/69	01/07->	VEN	BS-5725	Ø wheel 13` in			
<b>LEGACY I (BC)</b> 								
1800	76/103	01/89->12/93	VEN	BS-5504		SOL	BS-5180	
						DRUM	BS-5459	05/89->
1800 4WD	76/103	01/89->09/91	VEN	BS-5504		SOL	BS-5180	05/89->; + ABS
						DRUM	BS-5459	05/89->
2000 4WD	85/116	08/91->07/94	VEN	BS-5504		SOL	BS-5180	->12/93; + ABS
						DRUM	BS-5459	->12/93
2000 Turbo 4WD	147/200	05/92->07/94	VEN	BS-5181	->12/93	SOL	BS-5180	
2200 4WD	100/136	01/89->07/94	VEN	BS-5504		SOL	BS-5180	05/89->; ->12/93
<b>LEGACY I Estate (BC, BJJ)</b> 								
1800	76/103	01/89->07/94	VEN	BS-5504		SOL	BS-5180	
						DRUM	BS-5459	05/89->; ->12/93
1800 4WD	76/103	01/89->07/94	VEN	BS-5504		SOL	BS-5180	05/89->; ->12/93; + ABS
						DRUM	BS-5459	05/89->; ->12/93
2000	85/116	09/91->12/93	VEN	BS-5504		SOL	BS-5180	+ ABS
						DRUM	BS-5459	
2000 4WD	85/116	09/91->07/94	VEN	BS-5504		SOL	BS-5180	->12/93; + ABS
						DRUM	BS-5459	->12/93
2000 Turbo Super 4WD	147/200	05/92->07/94	VEN	BS-5181	->12/93	SOL	BS-5180	
2200 Super 4WD	100/136	01/89->07/94	VEN	BS-5504		SOL	BS-5180	05/89->; ->12/93

	<b>kW/HP</b>		<b>Type</b>			<b>Type</b>		
<b>LEGACY II (BD, BG)</b> 								
2.0 i	85/116	09/94->03/99	VEN	BS-5504	->05/96; + ABS	SOL	BS-5180	->09/98; + ABS
						DRUM	BS-5459	->09/98
2.0 i 4WD	85/116	09/94->03/99	VEN	BS-5504	->05/96; + ABS	SOL	BS-5180	->09/98; + ABS
						DRUM	BS-5459	->09/98
2.2 i 4WD	96/131	06/96->03/99	VEN	BS-5504		SOL	BS-5180	->09/98
						DRUM	BS-5459	
2.2 i 4WD	94/128	09/94->03/99	VEN	BS-5504	->05/96	SOL	BS-5180	->09/98
						DRUM	BS-5459	
2.5 i 4WD	110/150	06/96->03/99	VEN	BS-5181		SOL	BS-5180	
<b>LEGACY II Estate (BD, BG)</b> 								
2.0 i	85/116	09/94->11/98	VEN	BS-5504	->05/96; + ABS	SOL	BS-5180	+ ABS
						DRUM	BS-5459	
2.0 i 4WD	85/116	09/94->11/98	VEN	BS-5504	->05/96; + ABS	SOL	BS-5180	+ ABS
						DRUM	BS-5459	
2.2 i 4WD	94/128	02/94->12/98	VEN	BS-5504	->05/96	SOL	BS-5180	
						DRUM	BS-5459	
2.2 i 4WD	96/131	06/96->11/98	VEN	BS-5504		SOL	BS-5180	
						DRUM	BS-5459	
2.5 i 4WD	110/150	06/96->11/98	VEN	BS-5181		SOL	BS-5180	
<b>LEGACY III (BE, BH)</b> 								
2.0 AWD	92/125	04/99->08/03	VEN	BS-5181	08/00->	SOL	BS-5180	->07/00
			VEN	BS-5504	->07/00	SOL	BS-5324	08/00->
2.5 AWD	115/156	10/98->08/03	VEN	BS-5181		SOL	BS-5180	->07/00
						SOL	BS-5324	
<b>LEGACY III Estate (BE, BH)</b> 								
2.0 AWD	92/125	12/98->08/03	VEN	BS-5181	->07/00	SOL	BS-5180	->07/00
			VEN	BS-5504	08/00->	SOL	BS-5324	08/00->
2.5 AWD	115/156	12/98->08/03	VEN	BS-5181		SOL	BS-5180	->07/00
						SOL	BS-5324	
<b>LEGACY IV (BL, BP)</b> 								
2.0 AWD	101/138	09/03->	VEN	BS-5181		SOL	BS-5406	
						VEN	BS-5697	
2.0 D AWD	110/150	02/08->	VEN	BS-5182		SOL	BS-5406	
						VEN	BS-5697	
2.0 R AWD	110/150	09/07->	VEN	BS-5181		SOL	BS-5406	
			VEN	BS-5911		VEN	BS-5697	
2.5 AWD	121/165	09/03->	VEN	BS-5181		SOL	BS-5406	
						VEN	BS-5697	

	kw/HP		Type			Type		
2.5 i AWD	127/173	09/07->	VEN	BS-5181		SOL	BS-5406	
						VEN	BS-5697	
3.0 R AWD	180/245	09/03->	VEN	BS-5911		VEN	BS-5697	
<b>LEGACY IV Estate [BL, BP, B13_]</b> 								
2.0 AWD	121/165	06/05->	VEN	BS-5911		VEN	BS-5697	
						SOL	BS-5406	
2.0 AWD	101/138	09/03->	VEN	BS-5181		VEN	BS-5697	
						SOL	BS-5406	
2.0 D AWD	110/150	02/08->	VEN	BS-5182		VEN	BS-5697	
						SOL	BS-5406	
2.0 R AWD	110/150	09/07->	VEN	BS-5181		VEN	BS-5697	
						SOL	BS-5406	
2.5 AWD	121/165	09/03->	VEN	BS-5181	->05/06; 06/06->	VEN	BS-5697	
						SOL	BS-5406	
2.5 i AWD	127/173	01/08->	VEN	BS-5181	05/09->	VEN	BS-5697	
						SOL	BS-5406	
3.0 R AWD	180/245	09/03->	VEN	BS-5911		VEN	BS-5697	
<b>LEGACY OUTBACK [BG]</b> 								
2.5	110/150	01/96->12/99	VEN	BS-5181		SOL	BS-5180	
<b>LEGACY V (BM, BR)</b> 								
2.0 D AWD	110/150	09/09->	VEN	BS-5182		SOL	BS-5439	
2.0 i AWD	110/150	09/09->	VEN	BS-5181		SOL	BS-5439	
						SOL	BS-5439	
2.5 i AWD	123/167	09/09->	VEN	BS-5181		VEN	BS-5697	
						VEN	BS-5837	
<b>LEGACY V Estate [BM, BR]</b> 								
2.0 D AWD	110/150	09/09->	VEN	BS-5182		SOL	BS-5439	
2.0 i AWD	110/150	09/09->	VEN	BS-5181		SOL	BS-5439	
2.5 i AWD	127/173	07/12->	VEN	BS-5181		SOL	BS-5439	
						SOL	BS-5439	
2.5 i AWD	123/167	09/09->	VEN	BS-5181		VEN	BS-5837	
<b>OUTBACK [BE, BH]</b> 								
2.5 AWD	115/156	10/00->08/03	VEN	BS-5181		SOL	BS-5324	
						VEN	BS-5182	
3.0 H6 AWD	154/209	10/00->08/03	VEN	BS-5182		SOL	BS-5324	
<b>OUTBACK [BL, BP]</b> 								
2.0 D AWD	110/150	09/08->09/09	VEN	BS-5182				
2.5 AWD	127/173	09/08->09/09	VEN	BS-5182				
						SOL	BS-5406	
2.5 AWD	121/165	11/03->09/09	VEN	BS-5182		VEN	BS-5697	

	<b>kW/HP</b>		<b>Type</b>			<b>Type</b>		
3.0 AWD	180/245	11/03->09/09	VEN	BS-5182		VEN	BS-5697	
<b>OUTBACK (BM, BR)</b> 								
2.0 D AWD	110/150	09/09->	VEN	BS-5182		SOL	BS-5439	
2.5 i AWD	127/173	01/13->	VEN	BS-5181	engine FB25B; Ø wheel 15" in	SOL	BS-5439	engine FB25A
			VEN	BS-5182	Ø wheel 16" in; engine FB25B			
2.5 i AWD	123/167	09/09->	VEN	BS-5182		SOL	BS-5439	
						VEN	BS-5837	
3.6 R AWD	191/260	09/09->	VEN	BS-5911		SOL	BS-5439	
						VEN	BS-5837	
<b>SVX (CX)</b> 								
3.3 i 24V 4WD (CXW)	169/230	09/92->09/94	VEN	BS-5504				
3.3 i 24V 4WD (CXW)	162/220	09/94->12/97	VEN	BS-5504				
<b>TREZIA</b> 								
1.3	73/99	03/11->	VEN	BS-5670		SOL	BS-5665	
1.4 D	66/90	03/11->	VEN	BS-5670		SOL	BS-5665	
<b>TRIBECA (B9)</b> 								
3.0	184/250	01/05->	VEN	BS-5418		VEN	BS-5510	
3.0	180/245	10/06->	VEN	BS-5418		VEN	BS-5510	
3.6	190/258	09/07->	VEN	BS-5418		VEN	BS-5510	
<b>XV</b> 								
1.6 i AWD	84/114	03/12->	VEN	BS-5182		SOL	BS-5887	
2.0 D AWD	108/147	03/12->	VEN	BS-5182		SOL	BS-5887	
2.0 i AWD	110/150	03/12->	VEN	BS-5181	12/12->; OE 26300AE071	SOL	BS-5887	
			VEN	BS-5182				
<b>SUZUKI</b>								
<b>ALTO (HA24)</b> 								
1.1	46/63	09/04->12/08	VEN	BS-5660		DRUM	BS-5562	- ABS
<b>BALENO (EG)</b> 								
1.3	52/71	09/96->05/02	VEN	BS-5715	-->01/99	DRUM	BS-5130	-->01/99
1.3 i 16V	63/85	07/95->05/02	VEN	BS-5715		DRUM	BS-5130	
1.6 i 16V	72/98	07/95->05/02	VEN	BS-5715		DRUM	BS-5130	
1.6 i 16V 4x4	72/98	07/95->05/02	VEN	BS-5715		DRUM	BS-5130	
1.8 GTX	89/121	03/96->05/02	VEN	BS-5241				
1.9 TD	55/75	04/98->05/02	VEN	BS-5241	02/99->			
<b>BALENO Estate (EG)</b> 								
1.3 16V	63/86	03/97->05/02	VEN	BS-5715		DRUM	BS-5130	
1.6 i 16V	72/98	08/96->05/02	VEN	BS-5715	-->10/01	DRUM	BS-5130	-->10/01
1.6 i 16V	73/99	08/96->05/02	VEN	BS-5715		DRUM	BS-5130	
1.6 i 16V 4x4	72/98	08/96->05/02	VEN	BS-5715	-->10/01	DRUM	BS-5130	-->10/01

	kW/HP		Type			Type		
1.6 i 16V 4x4	73/99	08/96->05/02	VEN	BS-5715		DRUM	BS-5130	
1.8 i 16V	89/121	08/96->05/02	VEN	BS-5241				
1.9 TD	55/75	04/98->05/02	VEN	BS-5241	02/99->			
<b>BALENO Hatchback [EG]</b> 								
1.3	52/71	09/96->05/02	VEN	BS-5715	->01/99	DRUM	BS-5130	->01/99
1.3 i 16V	63/85	07/95->05/02	VEN	BS-5715		DRUM	BS-5130	
1.6 i 16V	72/98	07/95->05/02	VEN	BS-5715		DRUM	BS-5130	
1.6 i 16V 4x4	72/98	07/95->05/02	VEN	BS-5715		DRUM	BS-5130	
1.8 GTX	89/121	03/96->05/02	VEN	BS-5241				
1.9 TD	55/75	04/98->05/02	VEN	BS-5241	02/99->			
<b>CARRY Box [FD]</b> 								
1.3	58/79	03/99->				DRUM	BS-5536	
1.3 16 V	58/79	03/00->				DRUM	BS-5536	
<b>GRAND VITARA I [FT]</b> 								
1.6 4x4	69/94	03/98->07/03	VEN	BS-5487	MD Grand Escudo	DRUM	BS-5188	
			VEN	BS-5496	MD Grand Vitara	DRUM	BS-5453	
2.0 4x4	94/128	03/98->07/03	VEN	BS-5487		DRUM	BS-5188	
			VEN	BS-5496		DRUM	BS-5453	
2.0 HDI 110	80/109	07/01->09/05	VEN	BS-5496				
2.0 HDI 110 16V	80/109	07/01->09/05	VEN	BS-5496		DRUM	BS-5577	
2.0 TD	64/87	03/98->07/03	VEN	BS-5496	->05/03	DRUM	BS-5453	
2.5 V6 24V (FT)	106/144	04/98->07/03	VEN	BS-5496		DRUM	BS-5453	
2.5 V6 24V 4x4	116/158	04/01->07/03	VEN	BS-5496				
2.7 4x4	135/184	04/03->07/03	VEN	BS-5496		DRUM	BS-5188	
						DRUM	BS-5577	
2.7 4x4	127/173	09/01->07/03	VEN	BS-5496	MD Grand Escudo; MD Grand Vitara	DRUM	BS-5188	
						DRUM	BS-5577	
<b>GRAND VITARA I Convertible [GT]</b> 								
1.6 4x4	69/94	03/98->07/03	VEN	BS-5496				
2.0 4x4	94/128	03/98->07/03	VEN	BS-5487		DRUM	BS-5536	->ch.2S2GTA52C00450000
<b>GRAND VITARA II [JT]</b> 								
1.6	78/106	10/05->	VEN	BS-5420		DRUM	BS-5188	
1.6 All-wheel Drive	78/106	04/05->	VEN	BS-5420	10/05->			
			VEN	BS-5496	->09/05; MD Vitara	DRUM	BS-5188	
1.9 DDiS	95/129	10/05->02/15	VEN	BS-5420		DRUM	BS-5188	
2.0 All-wheel Drive	103/140	10/05->02/15	VEN	BS-5420		DRUM	BS-5188	
2.4 All-wheel Drive	124/169	01/09->	VEN	BS-5420		VEN	BS-5441	
2.4 All-wheel Drive	122/166	01/09->	VEN	BS-5420		VEN	BS-5441	
3.2 All-wheel Drive	171/233	01/09->02/15	VEN	BS-5420		VEN	BS-5441	



kW/HP



Type



Type



## IGNIS (FH)

1.3	61/83	10/00->09/03	VEN	BS-5365		DRUM	BS-5562	- ABS; - sport susp.
1.3 4WD	61/83	10/00->09/03	VEN	BS-5365				

## IGNIS II









1.3	69/94	09/03->	VEN	BS-5655				
1.3 4x4	69/94	09/03->	VEN	BS-5655				
1.3 DDiS	51/70	09/03->	VEN	BS-5655				
1.5	73/99	09/03->	VEN	BS-5655				
1.5 4x4	73/99	09/03->	VEN	BS-5655				
1.5 Sport	80/109	12/03->	VEN	BS-5365				

## JIMNY (FJ)











1.3	63/86	08/04->	SOL	BS-5714	ch.JSAFJB43V00203805->	DRUM	BS-5536	
			SOL	BS-5813	->ch.JSAFJB43V00203804			
			SOL	BS-5375				
1.3 16V	60/82	02/01->	SOL	BS-5592	ch.203805->	DRUM	BS-5536	
			SOL	BS-5714	ch.V00203805->			
			SOL	BS-5813	->ch.V00203804			
1.3 16V	59/80	09/98->	SOL	BS-5375		DRUM	BS-5536	
			SOL	BS-5592	ch.203805->			
			SOL	BS-5813				
1.3 16V 4WD	60/82	02/01->	SOL	BS-5375		DRUM	BS-5536	
			SOL	BS-5592	ch.203805->			
			SOL	BS-5714	ch.V00203805->			
1.3 16V 4WD	59/80	09/98->	SOL	BS-5375		DRUM	BS-5536	
			SOL	BS-5592	ch.203805->			
			SOL	BS-5714	ch.V00203805->			
1.3 16V 4x4	63/86	08/05->	SOL	BS-5375		DRUM	BS-5536	
			SOL	BS-5592	ch.203805->			
			SOL	BS-5714	ch.V00203805->			
1.5 DDiS 4WD	48/65	12/03->				DRUM	BS-5536	
1.5 DDiS 4x4	63/86	08/05->	SOL	BS-5375		DRUM	BS-5536	













## LIANA (ER)

1.3	66/90	03/02->	VEN	BS-5241		DRUM	BS-5130	
1.4 DDiS	66/90	04/04->	VEN	BS-5241		DRUM	BS-5130	
1.6	79/107	01/05->	VEN	BS-5241		DRUM	BS-5130	
1.6	76/103	03/02->	VEN	BS-5241		DRUM	BS-5130	

	kw/HP		Type			Type		
1.6 4WD	79/107	01/05->12/07	VEN	BS-5241		DRUM	BS-5130	
1.6 4WD	76/103	03/02->	VEN	BS-5241		DRUM	BS-5130	
1.6 4WD	78/106	04/02->	VEN	BS-5241		DRUM	BS-5130	
1.6 i	78/106	04/02->	VEN	BS-5241		DRUM	BS-5130	
<b>LIANA Estate [ER]</b> 								
1.3	66/90	07/01->12/07	VEN	BS-5241		DRUM	BS-5130	
1.4 DDIS	66/90	04/04->12/07	VEN	BS-5241		DRUM	BS-5130	
1.6	79/107	01/05->12/07	VEN	BS-5241		DRUM	BS-5130	
1.6	76/103	07/01->12/07	VEN	BS-5241		DRUM	BS-5130	
1.6 4WD	79/107	01/05->12/07	VEN	BS-5241		DRUM	BS-5130	
1.6 4WD	78/106	04/02->12/07	VEN	BS-5241		DRUM	BS-5130	
1.6 4WD	76/103	07/01->12/07	VEN	BS-5241		DRUM	BS-5130	
1.6 i	78/106	04/02->12/07	VEN	BS-5241		DRUM	BS-5130	
<b>SAMURAI [SJ]</b> 								
1.0 All-wheel Drive [SJ 410]	33/45	11/88->12/04	SOL	BS-5375				
1.3 [SJ 413]	47/64	11/88->12/04	SOL	BS-5375				
1.3 All-wheel Drive	59/80	01/00->12/04	SOL	BS-5375				
1.3 All-wheel Drive [SJ 413]	51/70	11/88->12/04	SOL	BS-5375				
1.3 All-wheel Drive [SJ 413]	44/60	11/88->12/04	SOL	BS-5813	08/92->; ->08/98			
1.3 All-wheel Drive [SJ 413]	44/60	11/88->12/04	SOL	BS-5375				
1.9 TD	46/63	11/98->12/04	SOL	BS-5375				
1.9 TD	47/64	11/98->12/04	SOL	BS-5813				
<b>SJ 410</b> 								
1.0 [SJ410]	33/45	09/81->12/88	SOL	BS-5375	01/85->			
<b>SJ 410 Cabrio</b> 								
1.0 [SJ410]	33/45	09/81->12/88	SOL	BS-5375	01/85->			
<b>SJ 413</b> 								
1.3	44/60	08/86->08/90	SOL	BS-5375				
1.3	47/64	09/84->08/90	SOL	BS-5375				
<b>SPLASH</b> 								
1.0	48/65	01/08->	VEN	BS-5752				
1.0	50/68	06/11->	VEN	BS-5752				
1.2	63/86	01/08->	VEN	BS-5752				
1.2 WT	66/90	06/11->	VEN	BS-5752				
1.2 WT	69/94	09/10->	VEN	BS-5752				
1.3 CDTI	55/75	01/08->	VEN	BS-5752				
<b>SWIFT III [MZ, EZ]</b> 								
1.3	68/92	02/05->	VEN	BS-5752				
1.3 4x4	66/90	01/06->	VEN	BS-5752		DRUM	BS-5130	made in JP



	kW/HP		Type			Type		
1.3 DDiS	51/69	08/05->	VEN	BS-5752				
1.3 DDiS	55/75	08/05->	VEN	BS-5752				
1.5	75/102	02/05->	VEN	BS-5752				
1.6	92/125	05/06->	VEN	BS-5752	- sport pack.	SOL	BS-5875	
<b>SWIFT IV (FZ, NZ) </b>								
1.2	69/94	10/10->	VEN	BS-5678	+ cruise control			
1.2 4x4	69/94	10/10->	VEN	BS-5678				
1.2 4x4	66/90	10/10->	VEN	BS-5678				
1.3 DDiS	55/75	10/10->	VEN	BS-5678	+ cruise control			
<b>SX4 (EY, GY) </b>								
1.5	73/99	06/06->	VEN	BS-5045	made in HU	SOL	BS-5854	made in HU
						SOL	BS-5875	made in JP
1.5 WT	82/112	07/10->	VEN	BS-5045		SOL	BS-5854	
1.5 WT 4x4	82/112	07/10->	VEN	BS-5045		SOL	BS-5854	
1.6 DDiS	66/90	04/07->	VEN	BS-5045		SOL	BS-5854	
1.6 WT	79/107	06/06->	VEN	BS-5045		SOL	BS-5854	made in HU
						SOL	BS-5875	made in JP
1.6 WT	88/120	07/09->	VEN	BS-5045	made in HU	SOL	BS-5854	made in HU
						SOL	BS-5875	made in JP
1.6 WT 4x4	79/107	06/06->	VEN	BS-5045	made in HU	SOL	BS-5854	made in HU; + ABS
						SOL	BS-5875	made in JP
1.6 WT 4x4	82/112	07/09->	VEN	BS-5045	made in HU	SOL	BS-5854	made in HU
						SOL	BS-5875	made in JP
1.6 WT 4x4	88/120	07/09->	VEN	BS-5045	made in HU	SOL	BS-5854	made in HU
						SOL	BS-5875	made in JP
1.9 DDiS	88/120	06/06->	VEN	BS-5045		SOL	BS-5854	
1.9 DDiS 4x4	88/120	06/06->	VEN	BS-5045		SOL	BS-5854	
2.0 DDiS	99/135	07/09->	VEN	BS-5045		SOL	BS-5854	
2.0 DDiS 4x4	99/135	07/09->	VEN	BS-5045		SOL	BS-5854	
<b>SX4 Saloon (GY) </b>								
1.6	88/120	10/07->	VEN	BS-5045	made in HU	SOL	BS-5854	made in HU
						SOL	BS-5875	made in JP
1.6	79/107	10/07->	VEN	BS-5045	made in HU	SOL	BS-5854	made in HU
						SOL	BS-5875	made in JP
<b>VITARA (ET, TA) </b>								
1.6 All-wheel Drive (ET)	60/82	07/88->12/91		SOL	BS-5375			
				SOL	BS-5813			
1.6 All-wheel Drive (TA, TA01)	59/80	07/88->03/98		SOL	BS-5375			
				SOL	BS-5813			

	kw/HP		Type			Type		
1.6 i 16V All-wheel Drive (ET, TA02)	71/97	07/90->03/98	SOL	BS-5375				
			SOL	BS-5813	09/95->			
1.9 D All-wheel Drive (ET)	50/68	01/95->03/98	SOL	BS-5375				
1.9 D All-wheel Drive (ET)	55/75	08/96->03/98	SOL	BS-5375				
2.0 16V All-wheel Drive (ET, TA51)	97/132	12/96->03/98	SOL	BS-5375				
2.0 TD Intercooler All-wheel Drive (ET)	64/87	12/95->03/98	VEN	BS-5496	01/98->			
<b>VITARA Cabrio (ET, TA)</b> 								
1.6	59/80	07/88->01/95	SOL	BS-5813				
1.6 i 16V	71/97	07/90->03/99	SOL	BS-5813	MD Escudo			
			SOL	BS-5375				
2.0 16V	97/132	12/96->03/99	VEN	BS-5496	01/98->			
<b>WAGON R+ (EM)</b> 								
1.0 (MA61)	48/65	02/98->05/00	VEN	BS-5660		DRUM	BS-5575	
1.2	51/69	02/98->05/00	VEN	BS-5660		DRUM	BS-5575	
1.2 4WD	51/69	02/98->05/00	VEN	BS-5660				
<b>WAGON R+ (MM)</b> 								
1.3	56/76	05/00->12/04	VEN	BS-5655		DRUM	BS-5562	
1.3	69/94	09/03->	VEN	BS-5655		DRUM	BS-5562	MD RB413MA33S; engine M13A; - ABS
1.3 4WD	69/94	09/03->	VEN	BS-5655	ch.TSMMMB53S00210001->			
1.3 4WD	56/76	10/01->	VEN	BS-5655	ch.TSMMMB53S00210001->			
1.3 DDiS	51/70	09/03->	VEN	BS-5655				
<b>X-90 (EL)</b> 								
1.6 i 16V	71/97	09/95->12/97	SOL	BS-5375				
			SOL	BS-5813	->10/97			
1.6 i 16V 4x4	71/97	09/95->12/97	SOL	BS-5375				
			SOL	BS-5813	->10/96			
<b>TOYOTA</b>								
<b>4 RUNNER (KZN18_, VZN18_, RZN18_) </b>								
2.7	112/152	11/95->07/02	VEN	BS-5489		DRUM	BS-5579	
2.7 4WD	112/152	11/95->08/02	VEN	BS-5489	MD 4 Runner; MD 4 Runner (Nato)	DRUM	BS-5579	MD 4 Runner; MD 4 Runner (Nato)
			VEN	BS-5489				
3.0 Turbo-D	92/125	11/95->11/02	VEN	BS-5497		DRUM	BS-5579	
3.4	136/185	11/95->07/02	VEN	BS-5489		DRUM	BS-5579	
3.4 4WD	136/185	09/98->11/02	VEN	BS-5489		DRUM	BS-5579	
<b>4 RUNNER (RN10_, VZN13_, VZN10_, RN13_) </b>								
3.0 Turbo-D (KZN 130)	92/125	10/93->03/96	VEN	BS-5497		DRUM	BS-5579	->11/95
3.0 V6 (VZN 130)	105/143	07/90->11/95	VEN	BS-5497		DRUM	BS-5579	
			VEN	BS-5501	->08/91			



kW/HP



Type



Type



## 4 RUNNER (RN5\_, LN5\_, VZN6\_, RN7\_, RN6\_)

2.4 4WD	82/112	08/87->07/89	VEN	BS-5497	DRUM	BS-5579
			VEN	BS-5501		

## ALPHARD (ATH1\_, MNH1\_, ANH1\_)

2.4	117/159	09/03->04/08	VEN	BS-5352	SOL	BS-5706
3.0	162/220	04/03->04/08	VEN	BS-5352	SOL	BS-5706
3.0 4WD	162/220	04/03->04/08			SOL	BS-5706

## ALTEZZA (SXE1\_, JCE1\_, GXE1\_)

2.0 WTi	147/200	02/99->07/05	VEN	BS-5457
---------	---------	--------------	-----	---------

## ARISTO (JZS16\_)

3.0	170/231	08/97->09/04	VEN	BS-5498	SOL	BS-5857
3.0	206/280	08/97->09/04	VEN	BS-5498	SOL	BS-5857

## AURIS (NRE15\_, ZZE15\_, ADE15\_, ZRE15\_, NDE15\_)


1.33 Dual-WTi	73/99	01/10->09/12	VEN	BS-5333	made in JP	SOL	BS-5380	made in JP
			VEN	BS-5801	made in UK; made in TR	SOL	BS-5419	made in UK; made in TR
1.33 Dual-WTi	74/101	05/09->09/12	VEN	BS-5333	made in JP	SOL	BS-5380	made in JP
			VEN	BS-5801	made in UK; made in TR	SOL	BS-5419	made in UK; made in TR
1.4 D-4D	66/90	03/07->09/12	VEN	BS-5801		SOL	BS-5419	
1.4 WTi	71/97	03/07->09/12	VEN	BS-5333	made in JP	SOL	BS-5380	made in JP
			VEN	BS-5801	made in UK; made in TR	SOL	BS-5419	made in UK
1.6	97/132	05/09->09/12	VEN	BS-5333	made in JP	SOL	BS-5380	made in JP
			VEN	BS-5801	made in UK	SOL	BS-5419	made in UK
1.6 WTi	91/124	03/07->09/12	VEN	BS-5333	made in JP	SOL	BS-5380	made in TR
			VEN	BS-5801	made in UK; made in TR	SOL	BS-5419	made in UK; made in TR
1.8	108/147	02/09->09/12	VEN	BS-5333	made in JP	SOL	BS-5380	
			VEN	BS-5801	made in UK; made in TR	SOL	BS-5419	
1.8 Hybrid	73/99	09/10->09/12	VEN	BS-5430		SOL	BS-5380	
2.0 D-4D	93/126	03/07->09/12	VEN	BS-5340		SOL	BS-5419	
2.2 D	130/177	03/07->09/12	VEN	BS-5340		SOL	BS-5419	










## AURIS (ZWE18\_, NZE18\_, ZRE18\_)












1.2	85/116	03/15->	VEN	BS-5750		SOL	BS-5419	
1.3 (NRE180_)	73/99	10/12->	VEN	BS-5750		SOL	BS-5419	
1.4 D-4D (NDE180_)	66/90	10/12->	VEN	BS-5750		SOL	BS-5419	
1.6 (ZRE181_, ZRE185_)	97/132	10/12->	VEN	BS-5750		SOL	BS-5419	
1.6 D4-D	82/112	04/15->	VEN	BS-5750		SOL	BS-5419	
1.8 Hybrid (ZWE186_)	73/99	10/12->	VEN	BS-5430	- panorama sunroof; MD G; + panorama sunroof; MD N	SOL	BS-5419	
			VEN	BS-5750	- panorama sunroof; D; N	SOL	BS-5419	
2.0 D-4D (ADE186_)	91/124	10/12->	VEN	BS-5340		SOL	BS-5419	















## AURIS TOURING SPORTS (ADE18\_, ZWE18\_, ZRE18\_)

1.2	85/116	03/15->	VEN	BS-5750		SOL	BS-5419	
-----	--------	---------	-----	---------	--	-----	---------	--

	kW/HP		Type			Type			
1.3 (NRE180_)	73/99	07/13->	VEN	BS-5750		SOL	BS-5419		
1.4 D-4D (NDE180_)	66/90	07/13->	VEN	BS-5750		SOL	BS-5419		
1.6 (ZRE185_)	97/132	07/13->	VEN	BS-5750		SOL	BS-5419		
1.6 D4-D	82/112	04/15->	VEN	BS-5750		SOL	BS-5419		
1.8 Hybrid (ZWE186_)	73/99	07/13->	VEN	BS-5430	+ panorama sunroof; engine N; G	SOL	BS-5419		
			VEN	BS-5750	- panorama sunroof; N				
2.0 D-4D (ADE186_)	91/124	07/13->	VEN	BS-5340		SOL	BS-5419		
<b>AVENSIS [_T22_] </b>									
1.6 (AT220_)	74/101	09/97->10/00	VEN	BS-5291	->06/00	DRUM	BS-5167	->06/00	
1.6 (AT220_)	81/110	09/97->10/00	VEN	BS-5291		DRUM	BS-5167		
1.6 WT-i	81/110	10/00->02/03	VEN	BS-5291	03/01->; ->02/01; Ø wheel 14` in	SOL	BS-5615	->07/01	
			VEN	BS-5751	Ø wheel 15` in				
1.8 (AT221_)	81/110	09/97->10/00	VEN	BS-5291		SOL	BS-5615	+ ABS	
						DRUM	BS-5167	->06/00	
1.8 WT-i	95/129	10/00->02/03	VEN	BS-5751	->06/01	SOL	BS-5615	->07/01	
						DRUM	BS-5167	Ø wheel 14` in	
2.0 (ST220_)	94/128	09/97->10/00	VEN	BS-5291		SOL	BS-5615	+ ABS	
						DRUM	BS-5167	->06/00	
2.0 D	61/83	10/97->05/98	VEN	BS-5291		DRUM	BS-5167		
2.0 D-4D (CDT220_)	81/110	10/99->02/03	VEN	BS-5291	03/01->; ->02/01; Ø wheel 14` in	SOL	BS-5615	->06/01; Ø wheel 15` in	
			VEN	BS-5751	Ø wheel 15` in				
2.0 TD (CT220_)	66/90	09/97->02/03	VEN	BS-5291	->06/00	DRUM	BS-5167	->06/00; Ø wheel 15` in	
			VEN	BS-5751	Ø wheel 15` in				
2.0 WT-i	110/150	10/00->02/03	VEN	BS-5751	->07/01	SOL	BS-5615	->07/01	
<b>AVENSIS (T25_) </b>									
1.6 WT-i	81/110	04/03->11/08	VEN	BS-5397		SOL	BS-5473		
1.8	95/129	04/03->11/08	VEN	BS-5397		SOL	BS-5473		
2.0	108/147	04/03->11/08	VEN	BS-5015		SOL	BS-5473		
2.0 D-4D	93/126	03/06->11/08	VEN	BS-5015		SOL	BS-5473		
			VEN	BS-5397					
2.0 D-4D	85/116	04/03->11/08	VEN	BS-5015		SOL	BS-5473		
2.4	125/170	09/03->11/08	VEN	BS-5015		SOL	BS-5473		
			VEN	BS-5397					
2.4	120/163	10/03->11/08	VEN	BS-5015		SOL	BS-5473		
			VEN	BS-5397					
<b>AVENSIS Estate (T25) </b>									
1.6 WT-i	81/110	04/03->11/08	VEN	BS-5397		SOL	BS-5473		
			VEN	BS-5751					
1.8	95/129	04/03->11/08	VEN	BS-5397		SOL	BS-5473		

	kw/HP		Type			Type		
2.0	108/147	04/03->11/08	VEN	BS-5015		SOL	BS-5473	
			VEN	BS-5397				
2.0 D-4D	93/126	03/06->11/08	VEN	BS-5015		SOL	BS-5473	
			VEN	BS-5397				
2.0 D-4D	85/116	04/03->11/08	VEN	BS-5015		SOL	BS-5473	
2.4	125/170	09/03->11/08	VEN	BS-5015		SOL	BS-5473	
			VEN	BS-5397				
2.4	120/163	10/03->11/08	VEN	BS-5015		SOL	BS-5473	
<b>AVENSIS Estate [ZRT27, ADT27]</b> 								
1.6	97/132	02/09->	VEN	BS-5340		SOL	BS-5663	
1.6 D4-D	82/112	04/15->	VEN	BS-5340		SOL	BS-5663	
1.8	108/147	02/09->	VEN	BS-5340		SOL	BS-5663	
2.0	112/152	02/09->	VEN	BS-5340		SOL	BS-5663	
2.0 D-4D	93/126	02/09->	VEN	BS-5340		SOL	BS-5663	
2.0 D-4D	91/124	11/11->	VEN	BS-5340		SOL	BS-5663	
2.2 D-4D	110/150	02/09->				SOL	BS-5663	
2.2 D-4D	130/177	02/09->				SOL	BS-5663	
<b>AVENSIS Liftback [_T22_]</b> 								
1.6 [AT220_]	74/101	09/97->10/00	VEN	BS-5291	->06/00	DRUM	BS-5167	->06/00
1.6 [AT220_]	81/110	09/97->10/00	VEN	BS-5291	->06/00	DRUM	BS-5167	->06/00
1.6 WT-i	81/110	10/00->02/03	VEN	BS-5291	03/01->; ->02/01; Ø wheel 14` in	SOL	BS-5615	->07/01
			VEN	BS-5751	Ø wheel 15` in	DRUM	BS-5167	Ø wheel 14` in
						SOL	BS-5615	+ ABS
1.8 [AT221_]	81/110	09/97->10/00	VEN	BS-5291		DRUM	BS-5167	- ABS
1.8 WT-i	95/129	10/00->02/03	VEN	BS-5291	03/01->; ->02/01; Ø wheel 14` in	SOL	BS-5615	->06/01; Ø wheel 15` in
			VEN	BS-5751	Ø wheel 15` in	DRUM	BS-5167	Ø wheel 14` in
2.0 [ST220_]	94/128	09/97->10/00	VEN	BS-5291	->06/00	SOL	BS-5615	+ ABS; ->06/00
						DRUM	BS-5167	->06/00
2.0 D-4D [CDT220_]	81/110	10/99->02/03	VEN	BS-5291	->02/01; Ø wheel 14` in; 03/01->	SOL	BS-5615	->06/01; Ø wheel 15` in
			VEN	BS-5751	Ø wheel 15` in	DRUM	BS-5167	Ø wheel 14` in
2.0 TD [CT220_]	66/90	09/97->02/03	VEN	BS-5291	Ø wheel 14` in	DRUM	BS-5167	->06/00; Ø wheel 15` in
			VEN	BS-5751	Ø wheel 15` in			
2.0 WT-i	110/150	10/00->02/03	VEN	BS-5751		SOL	BS-5615	->06/01; not for DE
<b>AVENSIS Saloon [T25]</b> 								
1.6 WT-i	81/110	04/03->11/08	VEN	BS-5397		SOL	BS-5473	
1.8	95/129	04/03->11/08	VEN	BS-5397		SOL	BS-5473	
2.0	108/147	04/03->11/08	VEN	BS-5015		SOL	BS-5473	
2.0 D-4D	93/126	03/06->11/08	VEN	BS-5015		SOL	BS-5473	
			VEN	BS-5397				

	<b>kw/HP</b>		<b>Type</b>			<b>Type</b>		
2.0 D-4D	85/116	04/03->11/08	VEN	BS-5015		SOL	BS-5473	
2.4	125/170	09/03->11/08	VEN	BS-5015		SOL	BS-5473	
			VEN	BS-5397				
2.4	120/163	10/03->11/08	VEN	BS-5015		SOL	BS-5473	
			VEN	BS-5397				
<b>AVENSIS Saloon [ZRT27, ADT27]</b> 								
1.6	97/132	11/08->	VEN	BS-5340		SOL	BS-5663	
1.6 D4-D	82/112	04/15->	VEN	BS-5340		SOL	BS-5663	
1.8	108/147	11/08->	VEN	BS-5340		SOL	BS-5663	
2.0	112/152	11/08->	VEN	BS-5340		SOL	BS-5663	
2.0 D-4D	105/143	04/15->				SOL	BS-5663	
2.0 D-4D	93/126	11/08->	VEN	BS-5340		SOL	BS-5663	
2.0 D-4D	91/124	11/11->	VEN	BS-5340		SOL	BS-5663	
2.2 D-4D	110/150	11/08->				SOL	BS-5663	
2.2 D-4D	130/177	11/08->				SOL	BS-5663	
<b>AVENSIS Station Wagon [_T22_]</b> 								
1.6 (AT220_)	74/101	09/97->10/00	VEN	BS-5291		DRUM	BS-5167	
1.6 (AT220_)	81/110	09/97->10/00	VEN	BS-5291	->06/00	DRUM	BS-5167	->06/00
						SOL	BS-5615	->07/01
1.6 WT-i	81/110	10/00->02/03	VEN	BS-5751		DRUM	BS-5167	
1.8 (AT221_)	81/110	09/97->10/00	VEN	BS-5291	->06/00	DRUM	BS-5167	->06/00
						SOL	BS-5615	->07/01
1.8 WT-i	95/129	10/00->02/03				DRUM	BS-5167	
						SOL	BS-5615	+ ABS
2.0 (ST220_)	94/128	09/97->10/00	VEN	BS-5291		DRUM	BS-5167	->06/00
			VEN	BS-5291	06/01->; 07/01->; ->08/02	SOL	BS-5615	07/00->; ->06/01
2.0 D-4D (CDT220_)	81/110	10/99->02/03	VEN	BS-5751		DRUM	BS-5167	->08/02
2.0 TD (CT220_)	66/90	09/97->02/03	VEN	BS-5291		DRUM	BS-5167	->06/00
2.0 WT-i	110/150	10/00->02/03	VEN	BS-5751		SOL	BS-5615	->06/01
<b>AVENSIS VERSO [_CLM2_, _ACM2_]</b> 								
2.0 D-4D	85/116	08/01->08/05	VEN	BS-5142		SOL	BS-5706	
2.0 WT-i	110/150	08/01->11/09	VEN	BS-5142		SOL	BS-5706	
<b>AYGO (PAB4_, KGB4_)</b> 								
1.0	51/69	05/14->	VEN	BS-5415				
1.2	60/82	05/14->	VEN	BS-5415				
<b>AYGO (WNB1_, KGB1_)</b> 								
1.0 (KGB10)	50/68	07/05->	VEN	BS-5415				
1.4 HDi (WNB10)	40/54	07/05->08/10	VEN	BS-5415				

	<b>kw/HP</b>		<b>Type</b>			<b>Type</b>		
<b>bB I (NCP3_)</b> 								
1.5	80/109	03/00->12/05	VEN	BS-5318		SOL	BS-5726	
<b>BREVIS (JCG1_)</b> 								
2.5 4WD	147/200	10/99->09/02	VEN	BS-5457				
3.0	162/220	10/99->06/07	VEN	BS-5457				
<b>CAMRY (_CV1_, _XV1_, _V1_)</b> 								
2.2 (SXV10)	100/136	06/91->08/96	VEN	BS-5142	10/93->; + ABS	SOL	BS-5143	
			VEN	BS-5512		SOL	BS-5700	
3.0 (VCV10)	138/188	06/91->08/96	VEN	BS-5142		SOL	BS-5143	MD Camry
			VEN	BS-5512	MD Camry	SOL	BS-5700	
<b>CAMRY (_CV2_, _XV2_)</b> 								
2.2	93/126	11/00->11/01	VEN	BS-5142	->07/01; MT; made in JP; + ABS	SOL	BS-5700	
			VEN	BS-5512	->07/01; AT; made in JP; + ABS			
2.2 (SXV20_)	96/131	08/96->11/01	VEN	BS-5142	MT; made in JP; + ABS	SOL	BS-5700	
			VEN	BS-5512	AT; made in JP; + ABS			
3.0 24V (MCV20_)	140/190	08/96->11/01	VEN	BS-5142	->08/99	SOL	BS-5143	Ø wheel 15" in
						SOL	BS-5700	
3.0 V6	135/184	08/96->11/01	VEN	BS-5142		SOL	BS-5143	Ø wheel 15" in
						SOL	BS-5700	Ø wheel 14 in
<b>CAMRY (MCV3_, ACV3_, _XV3_)</b> 								
2.4 WT-i	112/152	11/01->11/06	VEN	BS-5142				
			VEN	BS-5352		SOL	BS-5143	
			DRUM	BS-5804				
3.0 V6	137/186	11/01->11/06	VEN	BS-5352		SOL	BS-5143	
			DRUM	BS-5804				
<b>CAMRY Saloon (_XV4_)</b> 								
2.0 WT-i	108/147	01/06->09/11	VEN	BS-5430				
2.4 WTi	116/158	01/06->09/11	VEN	BS-5430		SOL	BS-5431	
2.4 WTi	123/167	01/06->09/11	VEN	BS-5430		SOL	BS-5431	
2.4 WTi	127/173	10/06->09/11	VEN	BS-5430		SOL	BS-5431	
2.4 WTi Hybrid	105/143	01/06->09/11	VEN	BS-5430				
3.5	204/277	01/08->09/11	VEN	BS-5430		SOL	BS-5431	
<b>CAMRY Saloon (AVV5_, XV5_)</b> 								
2.5 (ASV50)	133/181	09/11->	VEN	BS-5430	made in JP	SOL	BS-5431	made in JP
3.5	204/277	09/11->	VEN	BS-5430	made in JP	SOL	BS-5431	made in JP
3.5 WTI	183/249	12/12->	VEN	BS-5430	made in JP	SOL	BS-5431	made in JP
<b>CAMRY SOLARA Convertible (MCV2_, SXV2_)</b> 								
2.2	101/137	02/00->11/02	VEN	BS-5142		SOL	BS-5700	
3.0	140/190	02/00->11/02	VEN	BS-5142		SOL	BS-5700	



kW/HP



Type



Type



## CAMRY SOLARA Coupe (MCV2\_, SXV2\_)

2.2	100/136	06/98->06/01	VEN	BS-5142		SOL	BS-5700
-----	---------	--------------	-----	---------	--	-----	---------

## CAMRY Station Wagon (\_XV1\_, \_CV1\_, \_V10)

2.2 (SXV10)	100/136	03/92->07/96	VEN	BS-5142	10/93->; + ABS	SOL	BS-5143
-------------	---------	--------------	-----	---------	----------------	-----	---------

			VEN	BS-5512	->09/93; + ABS	SOL	BS-5700
--	--	--	-----	---------	----------------	-----	---------

3.0 (VCV10)	138/188	03/92->07/96	VEN	BS-5142		SOL	BS-5143
-------------	---------	--------------	-----	---------	--	-----	---------

						SOL	BS-5700 10/94->
--	--	--	--	--	--	-----	-----------------

## CARINA (TA1\_)

1.6	55/75	02/76->03/78				DRUM	BS-5532
-----	-------	--------------	--	--	--	------	---------

1.6	63/86	10/75->03/78				DRUM	BS-5532
-----	-------	--------------	--	--	--	------	---------

1.6 (TA12)	58/79	05/73->03/78				DRUM	BS-5532 08/77->
------------	-------	--------------	--	--	--	------	-----------------

## CARINA (TA4L, TA6\_L)

1.6 (TA4L, TA60L)	55/75	01/78->09/83				DRUM	BS-5532
-------------------	-------	--------------	--	--	--	------	---------

1.8	57/78	01/78->05/83				DRUM	BS-5532 08/79->
-----	-------	--------------	--	--	--	------	-----------------

1.8	63/86	01/82->09/83				DRUM	BS-5532
-----	-------	--------------	--	--	--	------	---------

1.8 D	48/65	04/82->09/83				DRUM	BS-5532
-------	-------	--------------	--	--	--	------	---------

## CARINA E (T19\_)

			VEN	BS-5146	->12/95		
--	--	--	-----	---------	---------	--	--

1.6 (AT190)	73/99	12/93->09/97	VEN	BS-5205	01/96->	DRUM	BS-5122
-------------	-------	--------------	-----	---------	---------	------	---------

			VEN	BS-5740			
--	--	--	-----	---------	--	--	--

			VEN	BS-5146	->12/95		
--	--	--	-----	---------	---------	--	--

1.6 (AT190)	85/116	12/93->09/97	VEN	BS-5205	01/96->	DRUM	BS-5122
-------------	--------	--------------	-----	---------	---------	------	---------

			VEN	BS-5740			
--	--	--	-----	---------	--	--	--

			VEN	BS-5146	->12/95		
--	--	--	-----	---------	---------	--	--

1.6 16V	78/106	10/95->09/97	VEN	BS-5205	01/96->	DRUM	BS-5122
---------	--------	--------------	-----	---------	---------	------	---------

			VEN	BS-5740			
--	--	--	-----	---------	--	--	--

			VEN	BS-5146	->12/95		
--	--	--	-----	---------	---------	--	--

1.6 GLI (AT190)	79/107	04/92->09/97	VEN	BS-5205	01/96->	DRUM	BS-5122 ->12/95
-----------------	--------	--------------	-----	---------	---------	------	-----------------

			VEN	BS-5740			
--	--	--	-----	---------	--	--	--

			VEN	BS-5146	->12/95		
--	--	--	-----	---------	---------	--	--

1.8 (AT191)	79/107	01/95->09/97	VEN	BS-5205	01/96->	DRUM	BS-5122
-------------	--------	--------------	-----	---------	---------	------	---------

			VEN	BS-5740			
--	--	--	-----	---------	--	--	--

			VEN	BS-5146	->11/94		
--	--	--	-----	---------	---------	--	--

2.0 D (CT190)	54/73	04/92->01/96	VEN	BS-5205	12/94->	DRUM	BS-5122
---------------	-------	--------------	-----	---------	---------	------	---------

			VEN	BS-5740			
--	--	--	-----	---------	--	--	--

			VEN	BS-5205			
--	--	--	-----	---------	--	--	--















2.0 GLI (ST191)	98/133	04/92->09/97	VEN	BS-5740		DRUM	BS-5122
-----------------	--------	--------------	-----	---------	--	------	---------












			VEN	BS-5740			
--	--	--	-----	---------	--	--	--

2.0 GTi (ST191)	116/158	04/92->02/94	VEN	BS-5205	->07/93	DRUM	BS-5122
-----------------	---------	--------------	-----	---------	---------	------	---------

			VEN	BS-5740			
--	--	--	-----	---------	--	--	--



	<b>kW/HP</b>		<b>Type</b>			<b>Type</b>																																																																																																																																																																																						
2.0 GTi 16V (ST191_)	129/175	03/94->09/97	VEN	BS-5205	07/95->	DRUM	BS-5122	07/95->																																																																																																																																																																																				
			VEN	BS-5740					2.0 i (ST191)	93/126	12/93->09/97	VEN	BS-5205		DRUM	BS-5122		VEN	BS-5740		2.0 TD (CT190)	61/83	01/96->09/97	VEN	BS-5205		DRUM	BS-5122		VEN	BS-5740		<b>CARINA E Saloon [ T19_ ]</b> 									1.6 (AT190)	79/107	01/93->09/97	VEN	BS-5146	->12/95	DRUM	BS-5122	->12/95	VEN	BS-5205	01/96->	1.6 (AT190)	73/99	01/95->09/97	VEN	BS-5146	->12/95	DRUM	BS-5122		VEN	BS-5205	01/96->	1.6 (AT190)	78/106	10/95->09/97	VEN	BS-5146	->12/95	DRUM	BS-5122		VEN	BS-5205	01/96->	1.6 16V (AT190_)	85/116	12/94->09/97	VEN	BS-5146	->12/95	DRUM	BS-5122		VEN	BS-5205	01/96->	1.8 i 16V (AT191)	79/107	01/95->09/97	VEN	BS-5146	->12/95	DRUM	BS-5122		VEN	BS-5205	01/96->	2.0 (ST191)	98/133	01/93->09/97	VEN	BS-5146	->12/95	DRUM	BS-5122		VEN	BS-5205	01/96->	2.0 D (CT190)	54/73	08/92->01/96	VEN	BS-5146	->11/94	DRUM	BS-5122		VEN	BS-5205	12/94->	2.0 GTi (ST191_)	116/158	04/92->02/94	VEN	BS-5146	->12/95	DRUM	BS-5122		VEN	BS-5205	->07/93	2.0 GTi 16V (ST191_)	129/175	03/94->09/97	VEN	BS-5146	->12/95	DRUM	BS-5122		VEN	BS-5205	01/96->	2.0 i (ST191)	93/126	12/92->09/97	VEN	BS-5146	->12/95	DRUM	BS-5122		VEN	BS-5205	01/96->	2.0 TD (CT190_)	61/83	01/96->09/97	VEN	BS-5146	->12/95	DRUM	BS-5122		VEN	BS-5205	01/96->	<b>CARINA E Sportswagon [ T19_ ]</b> 									1.6 GLI (AT190_)	79/107	01/93->09/97	VEN	BS-5146	->12/95
2.0 i (ST191)	93/126	12/93->09/97	VEN	BS-5205		DRUM	BS-5122																																																																																																																																																																																					
			VEN	BS-5740				2.0 TD (CT190)	61/83	01/96->09/97	VEN	BS-5205		DRUM	BS-5122		VEN	BS-5740		<b>CARINA E Saloon [ T19_ ]</b> 									1.6 (AT190)	79/107	01/93->09/97	VEN	BS-5146	->12/95	DRUM	BS-5122	->12/95	VEN	BS-5205	01/96->	1.6 (AT190)	73/99	01/95->09/97	VEN	BS-5146	->12/95	DRUM	BS-5122		VEN	BS-5205	01/96->	1.6 (AT190)	78/106	10/95->09/97	VEN	BS-5146	->12/95	DRUM	BS-5122		VEN	BS-5205	01/96->	1.6 16V (AT190_)	85/116	12/94->09/97	VEN	BS-5146	->12/95	DRUM	BS-5122		VEN	BS-5205	01/96->	1.8 i 16V (AT191)	79/107	01/95->09/97	VEN	BS-5146	->12/95	DRUM	BS-5122		VEN	BS-5205	01/96->	2.0 (ST191)	98/133	01/93->09/97	VEN	BS-5146	->12/95	DRUM	BS-5122		VEN	BS-5205	01/96->	2.0 D (CT190)	54/73	08/92->01/96	VEN	BS-5146	->11/94	DRUM	BS-5122		VEN	BS-5205	12/94->	2.0 GTi (ST191_)	116/158	04/92->02/94	VEN	BS-5146	->12/95	DRUM	BS-5122		VEN	BS-5205	->07/93	2.0 GTi 16V (ST191_)	129/175	03/94->09/97	VEN	BS-5146	->12/95	DRUM	BS-5122		VEN	BS-5205	01/96->	2.0 i (ST191)	93/126	12/92->09/97	VEN	BS-5146	->12/95	DRUM	BS-5122		VEN	BS-5205	01/96->	2.0 TD (CT190_)	61/83	01/96->09/97	VEN	BS-5146	->12/95	DRUM	BS-5122		VEN	BS-5205	01/96->	<b>CARINA E Sportswagon [ T19_ ]</b> 									1.6 GLI (AT190_)	79/107	01/93->09/97	VEN	BS-5146	->12/95	DRUM	BS-5122		VEN	BS-5205	01/96->							
2.0 TD (CT190)	61/83	01/96->09/97	VEN	BS-5205		DRUM	BS-5122																																																																																																																																																																																					
			VEN	BS-5740				<b>CARINA E Saloon [ T19_ ]</b> 									1.6 (AT190)	79/107	01/93->09/97	VEN	BS-5146	->12/95	DRUM	BS-5122	->12/95	VEN	BS-5205	01/96->	1.6 (AT190)	73/99	01/95->09/97	VEN	BS-5146	->12/95	DRUM	BS-5122		VEN	BS-5205	01/96->	1.6 (AT190)	78/106	10/95->09/97	VEN	BS-5146	->12/95	DRUM	BS-5122		VEN	BS-5205	01/96->	1.6 16V (AT190_)	85/116	12/94->09/97	VEN	BS-5146	->12/95	DRUM	BS-5122		VEN	BS-5205	01/96->	1.8 i 16V (AT191)	79/107	01/95->09/97	VEN	BS-5146	->12/95	DRUM	BS-5122		VEN	BS-5205	01/96->	2.0 (ST191)	98/133	01/93->09/97	VEN	BS-5146	->12/95	DRUM	BS-5122		VEN	BS-5205	01/96->	2.0 D (CT190)	54/73	08/92->01/96	VEN	BS-5146	->11/94	DRUM	BS-5122		VEN	BS-5205	12/94->	2.0 GTi (ST191_)	116/158	04/92->02/94	VEN	BS-5146	->12/95	DRUM	BS-5122		VEN	BS-5205	->07/93	2.0 GTi 16V (ST191_)	129/175	03/94->09/97	VEN	BS-5146	->12/95	DRUM	BS-5122		VEN	BS-5205	01/96->	2.0 i (ST191)	93/126	12/92->09/97	VEN	BS-5146	->12/95	DRUM	BS-5122		VEN	BS-5205	01/96->	2.0 TD (CT190_)	61/83	01/96->09/97	VEN	BS-5146	->12/95	DRUM	BS-5122		VEN	BS-5205	01/96->	<b>CARINA E Sportswagon [ T19_ ]</b> 									1.6 GLI (AT190_)	79/107	01/93->09/97	VEN	BS-5146	->12/95	DRUM	BS-5122		VEN	BS-5205	01/96->																			
<b>CARINA E Saloon [ T19_ ]</b> 																																																																																																																																																																																												
1.6 (AT190)	79/107	01/93->09/97	VEN	BS-5146	->12/95	DRUM	BS-5122	->12/95																																																																																																																																																																																				
			VEN	BS-5205	01/96->																																																																																																																																																																																							
1.6 (AT190)	73/99	01/95->09/97	VEN	BS-5146	->12/95	DRUM	BS-5122																																																																																																																																																																																					
			VEN	BS-5205	01/96->																																																																																																																																																																																							
1.6 (AT190)	78/106	10/95->09/97	VEN	BS-5146	->12/95	DRUM	BS-5122																																																																																																																																																																																					
			VEN	BS-5205	01/96->																																																																																																																																																																																							
1.6 16V (AT190_)	85/116	12/94->09/97	VEN	BS-5146	->12/95	DRUM	BS-5122																																																																																																																																																																																					
			VEN	BS-5205	01/96->																																																																																																																																																																																							
1.8 i 16V (AT191)	79/107	01/95->09/97	VEN	BS-5146	->12/95	DRUM	BS-5122																																																																																																																																																																																					
			VEN	BS-5205	01/96->																																																																																																																																																																																							
2.0 (ST191)	98/133	01/93->09/97	VEN	BS-5146	->12/95	DRUM	BS-5122																																																																																																																																																																																					
			VEN	BS-5205	01/96->																																																																																																																																																																																							
2.0 D (CT190)	54/73	08/92->01/96	VEN	BS-5146	->11/94	DRUM	BS-5122																																																																																																																																																																																					
			VEN	BS-5205	12/94->																																																																																																																																																																																							
2.0 GTi (ST191_)	116/158	04/92->02/94	VEN	BS-5146	->12/95	DRUM	BS-5122																																																																																																																																																																																					
			VEN	BS-5205	->07/93																																																																																																																																																																																							
2.0 GTi 16V (ST191_)	129/175	03/94->09/97	VEN	BS-5146	->12/95	DRUM	BS-5122																																																																																																																																																																																					
			VEN	BS-5205	01/96->																																																																																																																																																																																							
2.0 i (ST191)	93/126	12/92->09/97	VEN	BS-5146	->12/95	DRUM	BS-5122																																																																																																																																																																																					
			VEN	BS-5205	01/96->																																																																																																																																																																																							
2.0 TD (CT190_)	61/83	01/96->09/97	VEN	BS-5146	->12/95	DRUM	BS-5122																																																																																																																																																																																					
			VEN	BS-5205	01/96->																																																																																																																																																																																							
<b>CARINA E Sportswagon [ T19_ ]</b> 																																																																																																																																																																																												
1.6 GLI (AT190_)	79/107	01/93->09/97	VEN	BS-5146	->12/95	DRUM	BS-5122																																																																																																																																																																																					
			VEN	BS-5205	01/96->																																																																																																																																																																																							

	kW/HP		Type			Type		
1.6 i (AT190_)	73/99	02/95->09/97	VEN	BS-5146	->12/95			
			VEN	BS-5205	01/96->	DRUM	BS-5122	
			VEN	BS-5740				
1.8 i (AT191_)	79/107	02/95->09/97	VEN	BS-5146	->12/95			
			VEN	BS-5205	01/96->	DRUM	BS-5122	
			VEN	BS-5740				
2.0 D (CT190_)	54/73	01/93->01/96	VEN	BS-5146	->11/94			
			VEN	BS-5205	12/94->	DRUM	BS-5122	
			VEN	BS-5740				
2.0 GLI (ST191_)	98/133	01/93->09/97	VEN	BS-5205		DRUM	BS-5122	
			VEN	BS-5740				
2.0 i (ST191_)	93/126	05/95->09/97	VEN	BS-5205		DRUM	BS-5122	
			VEN	BS-5740				
2.0 TD (CT190_)	61/83	01/96->09/97	VEN	BS-5205		DRUM	BS-5122	
			VEN	BS-5740				
<b>CARINA II [_T17_] </b>								
1.6 (AT171)	66/90	12/87->11/89				DRUM	BS-5542	
1.6 (AT171)	72/98	12/87->03/92				DRUM	BS-5542	
2.0 D	54/73	03/88->06/92	VEN	BS-5205	02/92->	DRUM	BS-5122	02/92->
			VEN	BS-5740		DRUM	BS-5542	->03/92
<b>CARINA II Saloon [_T17_] </b>								
1.6 (AT171)	66/90	12/87->08/90				DRUM	BS-5542	
1.6 (AT171)	75/102	12/87->03/92				DRUM	BS-5542	
1.6 (AT171)	72/98	12/87->03/92				DRUM	BS-5542	
2.0 D	54/73	03/88->06/92	VEN	BS-5205	02/92->	DRUM	BS-5122	02/92->
			VEN	BS-5740		DRUM	BS-5542	->03/92
<b>CARINA II Station Wagon [_T17_] </b>								
1.6 (AT171)	66/90	12/87->12/89				DRUM	BS-5542	
1.6 (AT171)	75/102	12/87->03/92				DRUM	BS-5542	
1.6 (AT171)	72/98	12/87->03/92				DRUM	BS-5542	
2.0 D (CT170)	54/73	12/87->01/92				DRUM	BS-5542	
<b>CARINA Station Wagon (TA4K, TA6K) </b>								
1.6 (TA4K)	54/73	03/81->01/82				DRUM	BS-5532	08/81->
1.6 (TA4K, TA60LG)	55/75	04/78->09/83				DRUM	BS-5532	
1.8	57/78	08/82->12/82				DRUM	BS-5532	
1.8 D	48/65	04/82->09/83				DRUM	BS-5532	
<b>CELICA (AT16_, ST16_) </b>								
1.6	63/86	04/86->08/89				DRUM	BS-5542	
1.6 GT 16V	91/124	04/86->08/89				DRUM	BS-5542	



kW/HP



Type



Type



## CELICA (RA2\_, TA2\_)

1.6 GT (TA2, TA22)	79/107	12/74->03/78			DRUM	BS-5532	
1.6 LT (TA2)	55/75	02/76->03/78			DRUM	BS-5532	->07/77
1.6 LT (TA22)	58/79	05/73->03/78			DRUM	BS-5532	->07/77
1.6 ST (TA2, TA22)	63/86	05/73->03/78			DRUM	BS-5532	->07/77
2.0	63/86	10/75->07/77			DRUM	BS-5532	

## CELICA (ST20\_, AT20\_)

1.8 i 16V (AT200/ST)	85/116	11/93->11/99	VEN	BS-5146		DRUM	BS-5122	->12/97
2.0 i 16V	125/170	04/96->11/99	VEN	BS-5751				
2.0 i 16V (ST202/GT)	129/175	11/93->11/99	VEN	BS-5751				

## CELICA (TA60, RA40, RA6\_)

1.6 ST (TA60)	63/86	08/77->07/81			DRUM	BS-5532	
2.0 GT (RA63)	90/122	08/77->07/81			DRUM	BS-5532	
2.0 XT (RA40)	65/88	01/80->07/81			DRUM	BS-5532	
2.0 XT (RA40)	66/90	02/79->07/81			DRUM	BS-5532	

## CELICA (ZZT23\_)

1.8 16V TS (ZZT231_)	141/192	08/99->09/05	VEN	BS-5341		SOL	BS-5702
			VEN	BS-5146	->08/02		
1.8 16V VT-i (ZZT230_)	105/143	08/99->07/05	VEN	BS-5341	09/02->	SOL	BS-5702

## CELICA Convertible (AT18\_, ST18\_)

2.0 GTi (ST182)	115/156	10/89->11/93	VEN	BS-5751			
-----------------	---------	--------------	-----	---------	--	--	--

## CELICA Convertible (AT20\_, ST20\_)

2.0 i 16V	125/170	11/93->08/99	VEN	BS-5751			
-----------	---------	--------------	-----	---------	--	--	--

## CELICA Convertible (ST16\_, AT16\_)

2.0 GT (ST162)	103/140	08/85->08/89	VEN	BS-5751			
----------------	---------	--------------	-----	---------	--	--	--

## CELICA Coupe (AT18\_, ST18\_)

1.6 STi (AT180)	77/105	10/89->11/93	VEN	BS-5751		DRUM	BS-5542
2.0 GTi (ST182)	115/156	10/89->11/93	VEN	BS-5751			

## CELICA Coupe (RA4\_, TA4\_)










1.6 GT (TA4C)	80/109	04/78->07/81			DRUM	BS-5532	
1.6 GT (TA4C)	81/110	04/80->07/81			DRUM	BS-5532	
1.6 LT (TA4C)	55/75	02/79->07/81			DRUM	BS-5532	
1.6 ST (TA4C, TA60)	63/86	08/77->07/81			DRUM	BS-5532	
1.6 ST (TA60)	66/90	02/79->07/81			DRUM	BS-5532	












## CELICA Coupe (ST16\_, AT16\_)









2.0 Turbo 4WD	136/185	03/88->08/89	VEN	BS-5751			
---------------	---------	--------------	-----	---------	--	--	--

## CELICA Hatchback (ST16\_, AT16\_)

1.6	63/86	04/86->08/89			DRUM	BS-5542	
1.6 GT	85/116	08/87->08/89			DRUM	BS-5542	
1.6 GT 16V	91/124	09/85->08/89			DRUM	BS-5542	
1.6 GTi 16V	92/125	01/88->12/89			DRUM	BS-5542	

	kW/HP		Type			Type			
2.0 GT	110/150	08/85->08/89	VEN	BS-5751					
2.0 GT	103/140	09/85->08/89	VEN	BS-5751	08/88->				
<b>CHASER [_X10_] </b>									
2.5 WTi	147/200	10/96->05/01	VEN	BS-5457		SOL	BS-5827		
3.0 WTi	162/220	10/96->05/01	VEN	BS-5457		SOL	BS-5827		
<b>COROLLA [_E10_] </b>									
1.3 12V (EE100_)	53/72	07/92->04/97	VEN	BS-5588		DRUM	BS-5515		
			VEN	BS-5147					
1.3 XLI (EE101_)	55/75	09/95->04/97	VEN	BS-5588		DRUM	BS-5515		
			VEN	BS-5795					
			VEN	BS-5828					
1.3 XLI 16V (EE101)	65/88	07/92->09/95	VEN	BS-5147		DRUM	BS-5515		
			VEN	BS-5588					
			VEN	BS-5795					
			VEN	BS-5828					
1.6	78/106	09/94->12/97	VEN	BS-5147		DRUM	BS-5515		
			VEN	BS-5147					
1.6 Si (AE101_)	84/114	09/95->04/97	VEN	BS-5344		DRUM	BS-5515		
			VEN	BS-5795					
			VEN	BS-5828					
2.0 D (CE100_)	53/72	07/92->04/97	VEN	BS-5147		DRUM	BS-5515		
			VEN	BS-5795					
			VEN	BS-5828					
<b>COROLLA [_E11_] </b>									
1.4 (EE111_)	63/86	04/97->02/00	VEN	BS-5147	->09/99; made in JP	DRUM	BS-5515	09/98->; ->09/99; made in JP	
			VEN	BS-5828	05/97->				
1.4 16V (ZZE111_)	71/97	02/00->11/01	VEN	BS-5147		DRUM	BS-5515	made in JP; - H/D	
			VEN	BS-5828					
1.6 16V (ZZE112_)	81/110	02/00->11/01	VEN	BS-5147	09/00->	DRUM	BS-5515	made in JP; - H/D	
			VEN	BS-5344	->08/00				
			VEN	BS-5828					
1.6 Aut. (AE111_)	79/107	04/97->02/00	VEN	BS-5147	- H/D	DRUM	BS-5515	09/98->; ->09/99; made in JP	
			VEN	BS-5344	+ H/D				
			VEN	BS-5795					
			VEN	BS-5828	05/97->				
1.9 D (WZE110_)	51/69	02/00->11/01	VEN	BS-5147	+ H/D	DRUM	BS-5515	made in JP; - H/D	
			VEN	BS-5344	+ H/D				
			VEN	BS-5828					

	kw/HP		Type			Type		
			VEN	BS-5147	- H/D			
2.0 D (CE110_)	53/72	04/97->02/00	VEN	BS-5344	+ H/D	DRUM	BS-5515	09/98->; - ABS
			VEN	BS-5828	05/97->			
2.0 D-4D	66/90	09/00->11/01	VEN	BS-5147				
			VEN	BS-5828				
<b>COROLLA [_E7_] </b>								
1.6 (TE71)	55/75	10/82->09/83				DRUM	BS-5532	
<b>COROLLA [_E8_] </b>								
1.8 D	47/64	06/83->06/89				DRUM	BS-5542	05/87->
<b>COROLLA [_E9_] </b>								
1.3 i (EE90)	55/75	08/87->12/92				DRUM	BS-5542	10/88->; ->04/92
1.6 (AE92)	66/90	08/87->12/89	VEN	BS-5588	MD Corolla (Nato)	DRUM	BS-5542	->08/88; ->08/89; MD (Nato); 10/88->
1.6 i	77/105	11/89->06/93	VEN	BS-5588	MD Corolla (Nato)	DRUM	BS-5542	->04/92; ->05/92; MD (Nato)
1.6 i 4WD	77/105	10/87->08/90	VEN	BS-5588				
1.8 D	47/64	07/87->06/93	VEN	BS-5588	09/89->; ->10/89	DRUM	BS-5542	->04/92
1.8 D	49/67	11/89->06/93				DRUM	BS-5542	->04/92
<b>COROLLA (CDE12_, ZZE12_, NDE12_, ZDE12_) </b>								
1.4 WT-i	71/97	01/02->12/06	VEN	BS-5379	made in UK	SOL	BS-5378	made in UK
			VEN	BS-5692	made in JP	SOL	BS-5726	made in JP
1.6 WT-i	81/110	01/02->12/06	VEN	BS-5379	made in UK	SOL	BS-5378	made in UK
			VEN	BS-5692	made in JP	SOL	BS-5726	made in JP
1.8 WTL-i TS	141/192	01/02->02/07	VEN	BS-5692	made in JP	SOL	BS-5726	made in JP
1.8 WTL-i TS	160/218	10/05->12/06	VEN	BS-5379	made in UK	SOL	BS-5378	made in UK
			VEN	BS-5692	made in JP	SOL	BS-5726	made in JP
2.0 D-4D (CDE120R_, CDE120L_)	85/116	05/03->02/07				DRUM	BS-5584	
<b>COROLLA Compact [_E10_] </b>								
1.3 12V (EE100_)	53/72	07/92->05/95	VEN	BS-5588		DRUM	BS-5515	
			VEN	BS-5147				
1.3 XLI (EE101_)	55/75	09/95->04/97	VEN	BS-5795		DRUM	BS-5515	
			VEN	BS-5828				
			VEN	BS-5147				
1.3 XLI 16V (EE101)	65/88	07/92->09/95	VEN	BS-5795		DRUM	BS-5515	
			VEN	BS-5828				
			VEN	BS-5147				
1.6 i (AE101)	78/106	09/94->11/99	VEN	BS-5344				
			VEN	BS-5147	08/95->			
1.6 Si (AE101_)	84/114	07/92->04/97	VEN	BS-5795		DRUM	BS-5515	05/95->
			VEN	BS-5828				

	kw/HP		Type			Type			
			VEN	BS-5147					
1.8 GT (AE102_)	86/117	11/92->05/95	VEN	BS-5344		DRUM	BS-5515		
			VEN	BS-5828					
1.8 GTi 4WD	81/110	11/92->04/95	VEN	BS-5147					
			VEN	BS-5828					
2.0 D (CE100_)	53/72	07/92->04/97	VEN	BS-5147		DRUM	BS-5515		
			VEN	BS-5795					
			VEN	BS-5828					
<b>COROLLA Compact [_E11_] </b>									
1.4 (EE111_)	63/86	04/97->02/00	VEN	BS-5147		DRUM	BS-5515	09/98->; made in JP; - ABS	
			VEN	BS-5795					
			VEN	BS-5828	05/97->				
1.4 (ZZE111_)	71/97	02/00->01/02	VEN	BS-5147	made in JP	DRUM	BS-5515	made in JP	
			VEN	BS-5344	+ H/D				
			VEN	BS-5828	->12/01				
1.6 (AE111_)	81/110	04/97->02/00	VEN	BS-5147	- H/D	DRUM	BS-5515	09/98->; - ABS; made in JP	
			VEN	BS-5344	+ H/D				
			VEN	BS-5828	05/97->				
1.6 (ZZE112_)	81/110	02/00->01/02	VEN	BS-5147	09/00->	DRUM	BS-5515	- H/D; made in JP	
			VEN	BS-5344	->08/00				
			VEN	BS-5828	->12/01				
1.6 Aut. (AE111_)	79/107	04/97->02/00	VEN	BS-5147	- H/D	DRUM	BS-5515	09/98->; ->09/99; made in JP	
			VEN	BS-5344	+ H/D				
			VEN	BS-5795					
			VEN	BS-5828	05/97->				
1.9 D (WZE110_)	51/69	02/00->01/02	VEN	BS-5147		DRUM	BS-5515	made in JP	
			VEN	BS-5828	->12/01				
2.0 D (CE110_)	53/72	04/97->02/00	VEN	BS-5147		DRUM	BS-5515	09/98->; - ABS	
			VEN	BS-5828	05/97->				
2.0 D-4D	66/90	09/00->01/02	VEN	BS-5147					
			VEN	BS-5828	->12/01				
<b>COROLLA Compact [_E9_] </b>									
1.3 (EE90)	55/75	08/87->12/89				DRUM	BS-5542		
1.6 (AE92)	66/90	08/87->04/92	VEN	BS-5588	MD Corolla (Nato)	DRUM	BS-5542	->08/89; MD (Nato); 10/88->	
1.6 GTi (AE92, AE93)	85/116	08/87->04/92	VEN	BS-5588	+ ABS	DRUM	BS-5542	10/88->	
1.6 i (AE92)	77/105	08/89->04/92	VEN	BS-5588		DRUM	BS-5542	MD (Nato)	
1.8 D (CE90)	47/64	08/87->04/92	VEN	BS-5588	09/89->; ->10/89	DRUM	BS-5542		
1.8 D (CE90)	49/67	08/89->04/92	VEN	BS-5588	->10/89	DRUM	BS-5542		



kW/HP



Type



Type



## COROLLA Estate [\_E12J\_, \_E12T\_]

1.4 WT-i	71/97	01/02->02/07	VEN	BS-5379	08/02->	SOL	BS-5378	08/02->
			VEN	BS-5692	->05/04; made in JP	SOL	BS-5726	->05/04; made in JP
1.6 WT-i	81/110	01/02->02/07	VEN	BS-5379	06/04->	SOL	BS-5378	06/04->
			VEN	BS-5692	->05/04	SOL	BS-5726	->05/04
2.0 D-4D	66/90	01/02->02/07				SOL	BS-5726	made in JP

## COROLLA FX Compact (E8B)

1.8 D	47/64	08/85->08/87	VEN	BS-5588	05/87->	DRUM	BS-5542	05/87->
-------	-------	--------------	-----	---------	---------	------	---------	---------

## COROLLA Hatchback [\_E7\_]

1.6 (TE71)	54/73	09/79->05/83				DRUM	BS-5532	
1.6 (TE71)	55/75	09/79->05/83				DRUM	BS-5532	
1.6 (TE71)	63/86	09/79->05/83				DRUM	BS-5532	
1.6 GT (TE71)	81/110	05/80->09/83				DRUM	BS-5532	
1.8 (TE72)	63/86	08/82->09/83				DRUM	BS-5532	

## COROLLA Hatchback (KE, TE)











1.6	54/73	09/76->01/80				DRUM	BS-5532	01/77->; ->07/79
1.6	62/84	09/76->01/80				DRUM	BS-5532	01/77->; ->07/79

## COROLLA Liftback [\_E10\_]












1.3 12V (EE100_)	53/72	07/92->05/95	VEN	BS-5588		DRUM	BS-5515	
			VEN	BS-5147	->07/95			
1.3 XLI (EE101_)	65/88	07/92->04/97	VEN	BS-5795		DRUM	BS-5515	->07/95
			VEN	BS-5828				
1.6 GLI (AE101_)	84/114	07/92->04/97	VEN	BS-5147	08/95->			
			VEN	BS-5795		DRUM	BS-5515	
1.8 GT (AE102_)	86/117	11/92->05/95	VEN	BS-5828				
			VEN	BS-5147		DRUM	BS-5515	
2.0 D (CE100_)	53/72	07/92->04/97	VEN	BS-5795		DRUM	BS-5515	
			VEN	BS-5828				










## COROLLA Liftback [\_E11\_]























1.4 (EE111_)	63/86	04/97->02/00	VEN	BS-5147		DRUM	BS-5515	09/98->; made in JP; - ABS
			VEN	BS-5828	05/97->			
1.4 (ZZE111_)	71/97	02/00->01/02	VEN	BS-5147	- H/D			
			VEN	BS-5344	+ H/D	DRUM	BS-5515	made in JP; - H/D
			VEN	BS-5828	->12/01			
















	kw/HP		Type			Type		
1.6 (AE111_)	81/110	04/97->02/00	VEN	BS-5147	- H/D	DRUM	BS-5515	09/98->; - ABS; made in JP
			VEN	BS-5344	+ H/D			
			VEN	BS-5795				
			VEN	BS-5828	05/97->			
1.6 (ZZE112_)	81/110	02/00->01/02	VEN	BS-5147	09/00->	DRUM	BS-5515	- H/D; made in JP
			VEN	BS-5344	->08/00			
			VEN	BS-5828	->12/01			
1.6 Aut. (AE111_)	79/107	04/97->02/00	VEN	BS-5147	- H/D	DRUM	BS-5515	09/98->; ->09/99; made in JP
			VEN	BS-5344	+ H/D			
			VEN	BS-5795				
			VEN	BS-5828	05/97->			
1.9 D (WZE110_)	51/69	02/00->01/02	VEN	BS-5147		DRUM	BS-5515	made in JP
			VEN	BS-5828	->12/01			
2.0 D (CE110)	53/72	04/97->02/00	VEN	BS-5147		DRUM	BS-5515	09/98->; - ABS
			VEN	BS-5828	05/97->			
2.0 D-4D	66/90	09/00->01/02	VEN	BS-5147		DRUM	BS-5515	made in JP
			VEN	BS-5828	->12/01			
<b>COROLLA Liftback [_E8_] </b>								
1.8 D (CE80)	47/64	06/83->08/87	VEN	BS-5588	05/87->	DRUM	BS-5542	05/87->
<b>COROLLA Liftback [_E9_] </b>								
1.3 i (EE90)	55/75	08/87->04/92				DRUM	BS-5542	
1.6 (AE92)	66/90	08/87->04/92	VEN	BS-5588	MD Corolla (Nato)	DRUM	BS-5542	->08/89; MD (Nato); 10/88->
1.6 (AE92)	77/105	08/89->04/92	VEN	BS-5588		DRUM	BS-5542	MD (Nato)
1.6 4WD	77/105	09/89->05/92	VEN	BS-5588				
1.6 EFi (AE92, AE93)	85/116	08/91->09/94	VEN	BS-5147		DRUM	BS-5515	
1.6 GTI	92/125	07/87->06/93	VEN	BS-5588	09/89->; ->10/89	DRUM	BS-5542	10/88->; ->04/92
1.8 D (CE90)	47/64	08/87->04/92	VEN	BS-5588	09/89->; ->10/89	DRUM	BS-5542	
1.8 D (CE90)	49/67	08/89->04/92	VEN	BS-5588	->10/89	DRUM	BS-5542	
<b>COROLLA Saloon [_E12_], [_E12T_] </b>								
1.4 D-4D	66/90	07/04->07/07	VEN	BS-5801	11/06->; MD NDE150	SOL	BS-5419	11/06->; MD NDE150
			VEN	BS-5333		SOL	BS-5378	made in UK
1.4 WT-i	71/97	08/02->07/07	VEN	BS-5379	made in UK	SOL	BS-5380	
			VEN	BS-5692	->05/04; made in JP	SOL	BS-5726	->05/04; made in JP
1.6 WT-i	81/110	08/02->07/07	VEN	BS-5379	made in UK	SOL	BS-5378	06/04->
			VEN	BS-5692	made in JP	SOL	BS-5726	->05/04
2.0 D-4D	85/116	06/04->07/07	VEN	BS-5777				
<b>COROLLA Saloon (E15_) </b>								
1.33	74/101	01/07->	VEN	BS-5333		SOL	BS-5380	
1.4 D-4D	66/90	01/07->	VEN	BS-5801		SOL	BS-5419	



	kw/HP		Type			Type			
1.4 WT-i	71/97	01/07->	VEN	BS-5333		SOL	BS-5380		
1.6	97/132	01/09->	VEN	BS-5333		SOL	BS-5380		
1.6 Dual VVTi	91/124	01/07->	VEN	BS-5333		SOL	BS-5380		
1.6 WTi	90/122	10/12->	VEN	BS-5333	+ brake assist	SOL	BS-5380		
			VEN	BS-5750	- brake assist				
1.8 WTL-i (ZZE152)	100/136	05/07->	VEN	BS-5333		SOL	BS-5380		
2.0 D-4D	93/126	01/07->	VEN	BS-5340		SOL	BS-5419		
<b>COROLLA Saloon (NRE18_, ZRE17_, ZRE18_, NDE18_) </b>									
1.3	73/99	06/13->	VEN	BS-5750		SOL	BS-5419		
1.4 D-4D	66/90	06/13->	VEN	BS-5750		SOL	BS-5419		
1.6	97/132	06/13->	VEN	BS-5333	+ brake assist	SOL	BS-5380		
			VEN	BS-5750	- brake assist				
1.8 WTi	103/140	06/13->	VEN	BS-5333	+ ABS	SOL	BS-5380	+ ABS	
			VEN	BS-5750	- ABS		SOL	BS-5419	- ABS
<b>COROLLA Station Wagon ( _E9_ ) </b>									
1.3 (EE90)	55/75	12/87->06/92				DRUM	BS-5542	11/88->	
1.6 (AE92)	66/90	02/88->05/92	VEN	BS-5588		DRUM	BS-5542		
1.6 (AE92)	70/95	12/87->04/92	VEN	BS-5588		DRUM	BS-5542		
1.6 XLI	77/105	11/89->06/92	VEN	BS-5588					
1.6 XLI 4WD (AE95)	77/105	08/88->06/92	VEN	BS-5588					
1.8 D (CE90)	49/67	08/89->06/92	VEN	BS-5588		DRUM	BS-5542		
1.8 D (CE90)	47/64	12/87->06/92	VEN	BS-5588		DRUM	BS-5542		
<b>COROLLA Verso (ZDE12_, CDE12_) </b>									
1.6 WT-i	81/110	01/02->05/04	VEN	BS-5692		SOL	BS-5726		
1.8 WT-i	99/135	01/02->05/04				SOL	BS-5726		
2.0 D-4D	66/90	01/02->05/04				SOL	BS-5726		
<b>COROLLA Verso (ZER_, ZZE12_, R1_) </b>									
1.6	81/110	04/04->03/09				SOL	BS-5858		
1.8	95/129	04/04->03/09				SOL	BS-5858		
2.0 D-4D	85/116	04/04->03/09				SOL	BS-5858		
2.2 D-4D	130/177	10/05->03/09				SOL	BS-5858		
2.2 D-4D	100/136	10/05->03/09				SOL	BS-5858		
<b>COROLLA Wagon ( _E11_ ) </b>									
1.4 (EE111_)	63/86	04/97->02/00	VEN	BS-5147	- H/D	DRUM	BS-5515		
			VEN	BS-5344	+ H/D				
			VEN	BS-5828	05/97->				
1.4 16V (ZZE111_)	71/97	02/00->10/01	VEN	BS-5147	- H/D	DRUM	BS-5515	- H/D; made in JP	
			VEN	BS-5344	+ H/D				
			VEN	BS-5828					

	kW/HP		Type			Type		
			VEN	BS-5147				
1.6 (AE111_)	81/110	04/97->02/00	VEN	BS-5795		DRUM	BS-5515	
			VEN	BS-5828	05/97->			
			VEN	BS-5147	- H/D			
1.6 16V (ZZE112_)	81/110	02/00->10/01	VEN	BS-5344	+ H/D	DRUM	BS-5515	+ H/D
			VEN	BS-5828				
			VEN	BS-5147	- H/D			
1.6 Aut. (AE111_)	79/107	04/97->02/00	VEN	BS-5344	+ H/D	DRUM	BS-5515	- H/D
			VEN	BS-5795				
			VEN	BS-5828	05/97->			
			VEN	BS-5147	10/97->			
1.8 4WD (AE115_)	81/110	04/97->10/01	VEN	BS-5795				
			VEN	BS-5828	10/97->; ->02/00			
			VEN	BS-5147				
1.9 D (WZE110_)	51/69	02/00->10/01	VEN	BS-5828		DRUM	BS-5515	- H/D; made in JP
			VEN	BS-5147	->09/99			
2.0 D (CE110_)	53/72	04/97->02/00	VEN	BS-5828	05/97->	DRUM	BS-5515	
			VEN	BS-5147				
2.0 D-4D	66/90	09/00->10/01	VEN	BS-5828				
<b>COROLLA Wagon (E10)</b> 								
1.3 12V (EE100_)	53/72	07/92->05/95	VEN	BS-5588		DRUM	BS-5515	
			VEN	BS-5147				
1.3 XLI (EE101_)	55/75	09/95->04/97	VEN	BS-5795		DRUM	BS-5515	
			VEN	BS-5828				
			VEN	BS-5147				
1.3 XLI 16V (EE101_)	65/88	07/92->09/95	VEN	BS-5795		DRUM	BS-5515	
			VEN	BS-5828				
			VEN	BS-5147				
1.6 Si (AE101_)	84/114	07/92->04/97	VEN	BS-5795		DRUM	BS-5515	
			VEN	BS-5828				
			VEN	BS-5147				
1.8 16V 4WD (AE103_)	81/110	09/95->04/97	VEN	BS-5795		DRUM	BS-5515	
			VEN	BS-5147				
2.0 D (CE100_)	53/72	07/92->04/97	VEN	BS-5795		DRUM	BS-5515	
			VEN	BS-5147				
<b>CORONA (RT1)</b> 								
2.0 (RT104)	65/88	01/76->05/79				DRUM	BS-5532	->08/78
2.0 Mark II (RX22)	65/88	12/75->10/77				DRUM	BS-5532	
<b>CORONA (XT1, TT1, RT1)</b> 								
1.8 (TT1)	63/86	10/79->01/81				DRUM	BS-5532	

	<b>kW/HP</b>		<b>Type</b>			<b>Type</b>		
<b>CORONA Estate [RT118]</b> 								
2.0	65/88	09/75->05/79				DRUM	BS-5532	->08/78
<b>CORONA Hatchback [_T13_]</b> 								
1.8	63/86	06/79->07/81				DRUM	BS-5532	
<b>CORONA Saloon</b> 								
2.0	93/126	02/92->09/97				DRUM	BS-5122	
<b>CORONA Saloon</b> 								
2.0 S	96/131	08/85->08/88				DRUM	BS-5532	
<b>CRESSIDA Saloon [_X6_]</b> 								
2.0 (RX60)	77/105	05/81->03/85				DRUM	BS-5532	
2.2 D (LX60)	49/67	09/80->07/84				DRUM	BS-5532	
<b>CRESSIDA Saloon [GX7_, MX73]</b> 								
2.4 TD	63/86	01/85->10/88				DRUM	BS-5532	
<b>CRESSIDA Saloon [RX3_]</b> 								
2.0 (RX30)	66/90	07/77->07/81				DRUM	BS-5532	->08/80
<b>CRESSIDA Station Wagon [RX3_]</b> 								
2.0	65/88	12/77->03/81				DRUM	BS-5532	
2.0 (RX35)	66/90	12/77->03/81				DRUM	BS-5532	->08/80
<b>CRESSIDA Station Wagon [X6K, MX62]</b> 								
2.0	77/105	02/81->03/85				DRUM	BS-5532	
2.2 D	49/67	06/81->03/85				DRUM	BS-5532	
<b>CRESTA Saloon</b> 								
2.0 WTi 24V	118/160	10/96->09/01				SOL	BS-5827	
2.5 WTi	147/200	10/96->09/01	VEN	BS-5457		SOL	BS-5827	
<b>CROWN Saloon [_S1_]</b> 								
2.2 D (LS110_)	53/72	04/80->07/83				SOL	BS-5731	
2.8 i Super Saloon (S12)	125/170	02/84->03/85	VEN	BS-5591		SOL	BS-5731	
2.8 SI (MS112)	107/146	04/80->07/83	VEN	BS-5591		SOL	BS-5731	
<b>CROWN Saloon [CRS_, JZS_, GRS18_, UZS_]</b> 								
3.0	170/231	09/04->02/08	VEN	BS-5627				
<b>CROWN Station Wagon [_S1_]</b> 								
2.8 (MS1K)	107/146	09/80->09/83	VEN	BS-5591		SOL	BS-5731	
<b>DUET (M11_, M10_)</b> 								
1.0	43/58	09/98->04/04	VEN	BS-5829				
<b>DYNA Platform/Chassis [KD_, LY_, TRY2_, KDY2_, XZU4_, XZU3_]</b> 								
2.5 D4d	75/102	08/01->				DRUM	BS-5579	
3.0 D4d	106/144	09/06->				DRUM	BS-5579	MD ST
3.0 D4d	80/109	09/06->				DRUM	BS-5579	for extended base; MD Dyna 100; 02/10->
3.0 D4d	100/136	10/09->				DRUM	BS-5579	for extended base; MD Dyna 100
<b>ECHO Hatchback [NCP13_, NCP12_]</b> 								
1.3 WTi	64/87	04/03->08/05	VEN	BS-5317				
1.3 WTi	63/86	08/99->03/03	VEN	BS-5317				

	<b>kW/HP</b>		<b>Type</b>			<b>Type</b>		
1.5 WTi	78/106	04/03->08/05	VEN	BS-5318		SOL	BS-5726	
<b>ECHO Saloon</b> 								
1.5 WTi	78/106	04/99->08/05	VEN	BS-5317				
<b>FJ CRUISER (GSJ1_)</b> 								
4.0 i V6	203/276	01/11->	VEN	BS-5894		VEN	BS-5826	
						VEN	BS-5145	
4.0 i V6	200/272	12/10->	VEN	BS-5894		VEN	BS-5826	
						VEN	BS-5145	
4.0 i V6 4WD	193/262	12/10->				VEN	BS-5826	
						VEN	BS-5145	
4.0 WTi	178/242	01/06->12/11	VEN	BS-5894		VEN	BS-5145	
4.0 WTi 4WD	178/242	01/06->12/11	VEN	BS-5894		VEN	BS-5145	
<b>FORTUNER (TGN6_, KUN6_, GGN6_, TGN5_, LAN5_, KUN5_, GGN5_)</b> 								
2.5 D-4D 4WD	106/144	01/09->05/15	VEN	BS-5648		DRUM	BS-5850	
2.7 WTi	118/160	06/04->05/15				DRUM	BS-5850	
2.7 WTi 4WD	118/160	06/04->05/15				DRUM	BS-5850	
3.0 D 4WD	120/163	06/04->05/15	VEN	BS-5648	MD KUN5#	DRUM	BS-5850	
4.0 WTi 4WD	175/238	01/10->05/15	VEN	BS-5894				
<b>GT 86 Coupe (ZN6_)</b> 								
2.0 GT	147/200	03/12->	VEN	BS-5181	MD BASE	SOL	BS-5439	MD BASE
<b>HARRIER (MCU3_, MHU3_, ACU3_, GSU3_)</b> 								
2.4 WTi	118/160	10/03->	VEN	BS-5402		SOL	BS-5403	
3.3 Hybrid	155/211	04/05->12/08	VEN	BS-5402		SOL	BS-5403	
3.5 WTi	206/280	04/05->12/08	VEN	BS-5402		SOL	BS-5403	
3.5 WTi 4WD	206/280	04/05->12/08	VEN	BS-5402		SOL	BS-5403	
<b>HARRIER (SXU1_, MCU1_, ACU1_)</b> 								
2.2 4WD	103/140	03/98->01/03				SOL	BS-5367	
						SOL	BS-5367	MD ACU15
2.4	118/160	06/00->01/03				SOL	BS-5403	
3.0 4WD	164/223	03/98->01/03				SOL	BS-5367	
<b>HIACE / COMMUTER V (TRH2_, KDH2_)</b> 								
2.7 WTi	111/151	01/05->	VEN	BS-5607				
<b>HIACE II Wagon (LH7_, LH5_, LH6_, YH7_, YH6_, YH5_)</b> 								
2.4 D (H5G)	55/75	08/84->08/89				DRUM	BS-5579	08/87->
2.4 D 4WD (H5F)	54/73	01/87->01/88				DRUM	BS-5579	
<b>HIACE III Box (YH7_, LH6_, LH7_, LH5_, YH5_, YH6_)</b> 								
2.0	74/101	02/90->08/95	VEN	BS-5742				
2.4	88/120	08/89->08/95	VEN	BS-5742	->06/93			
2.4 4WD	88/120	08/89->08/95	VEN	BS-5742		DRUM	BS-5579	
2.4 D	55/75	02/90->08/95	VEN	BS-5742	->07/93			
2.4 D 4WD	55/75	08/89->08/95				DRUM	BS-5579	



kW/HP



Type



Type



### HIACE III Wagon (LH1\_, RZH1\_)

2.0 (RZH102)	74/101	08/89->04/98	VEN	BS-5742			
2.4 (RZH103)	88/120	08/89->08/95	VEN	BS-5742	->06/93		
2.4 4WD	88/120	08/89->08/95	VEN	BS-5742		DRUM	BS-5579
2.4 D	57/78	08/89->08/95	VEN	BS-5742	->07/93		
2.4 D (LH102)	55/75	08/89->08/95	VEN	BS-5742	->07/93	DRUM	BS-5543 02/91->
2.4 D 4WD	55/75	08/89->08/95				DRUM	BS-5579

### HIACE IV Box (LXH1\_, RZH1\_, LH1\_)

2.4 (RCH12_, RCH22_)	85/116	08/95->02/05	VEN	BS-5607		DRUM	BS-5559
2.4 D (LXH12_, LXH22_)	58/79	08/95->08/06	VEN	BS-5607	->08/01	DRUM	BS-5559
2.4 TD (LXH12_, LXH22_)	66/90	08/95->08/06	VEN	BS-5607		DRUM	BS-5559
2.4 TD 4WD (LXH18_, LXH28_)	66/90	08/95->08/06				DRUM	BS-5559
2.5 D-4D	86/117	09/06->	VEN	BS-5607		DRUM	BS-5559
2.5 D-4D	70/95	09/06->	VEN	BS-5607		DRUM	BS-5559
2.5 D-4D	65/88	11/01->08/06	VEN	BS-5607		DRUM	BS-5559
2.5 D-4D	75/102	11/01->08/06	VEN	BS-5607		DRUM	BS-5559
2.7 (RCH13_, RCH23_)	105/143	04/98->08/06	VEN	BS-5607	MD RCH13	DRUM	BS-5559
2.7 4WD (RCH19_, RCH29_)	106/144	04/98->	VEN	BS-5607		DRUM	BS-5559

### HIACE IV Bus (LH1\_)












2.4 (RCH12_, RCH22_)	85/115	08/95->04/98	VEN	BS-5607		DRUM	BS-5559
2.4 D	55/75	07/99->08/06				DRUM	BS-5559
2.4 D	58/79	08/95->08/06	VEN	BS-5607	->08/01	DRUM	BS-5559
2.4 TD (LXH12_, LXH22_)	66/90	08/95->08/06	VEN	BS-5607		DRUM	BS-5559
2.5 D-4D	70/95	08/06->	VEN	BS-5607		DRUM	BS-5559
2.5 D-4D	86/117	08/06->	VEN	BS-5607		DRUM	BS-5559
2.5 D-4D	65/88	11/01->08/06	VEN	BS-5607		DRUM	BS-5559
2.5 D-4D	75/102	11/01->08/06	VEN	BS-5607		DRUM	BS-5559
2.5 D-4D 4WD	86/117	10/06->	VEN	BS-5607		DRUM	BS-5559
2.5 D-4D 4WD	75/102	11/01->08/06				DRUM	BS-5559 MD KLH12
2.7	106/144	11/01->08/06	VEN	BS-5607		DRUM	BS-5559
2.7 (RCH13_, RCH23_)	105/143	04/98->11/01	VEN	BS-5607		DRUM	BS-5559
2.7 4WD (RCH19_)	105/143	04/98->08/06				DRUM	BS-5559

### HIGHLANDER (\_MCU2\_, \_ACU2\_)

3.3 4WD	171/233	10/03->05/07				SOL	BS-5403
---------	---------	--------------	--	--	--	-----	---------

### HIGHLANDER (\_MHU4\_, \_GSU4\_, \_ASU4\_)

2.7 WTi	140/190	05/07->				SOL	BS-5823
2.7 WTi 4WD	140/190	05/07->				SOL	BS-5823
3.5	201/273	05/07->				SOL	BS-5823
3.5 4WD	201/273	05/07->				SOL	BS-5823

	<b>kW/HP</b>		<b>Type</b>			<b>Type</b>		
<b>HILUX II Pickup (LN8_, RN5_, LN6_, YN6_, YN5_, LN5_, RN6_) </b>								
1.8 (YN85_, YN90_)	61/83	08/88->07/94				DRUM	BS-5579 AU	
2.4 D	59/80	01/92->07/05	VEN	BS-5501	->07/97; MD LN85	DRUM	BS-5543	
2.4 D	58/79	03/95->07/05				DRUM	BS-5579 ->07/97; MD LN85	
2.4 D	58/79	03/95->07/05				DRUM	BS-5543	
2.4 D (LN150, LN145)	55/75	07/98->01/02				DRUM	BS-5543	
2.4 D 4WD	55/75	01/84->08/88				DRUM	BS-5579 AU	
2.4 D 4WD	58/79	01/94->07/05	VEN	BS-5501	MD LN108; MD LN110	DRUM	BS-5579 MD LN108/LN110	
2.4 D 4WD	61/83	08/88->07/05	VEN	BS-5501	MD LN108/LN110	DRUM	BS-5579 MD LN108 / LN110	
2.4 i 4WD	84/114	06/89->07/05	VEN	BS-5501	08/94->; ->07/97	DRUM	BS-5579 08/94->; ->07/97	
2.4 i 4WD	84/114	06/89->07/05	VEN	BS-5501	08/94->; ->07/97	DRUM	BS-5579 08/94->; ->07/97	
2.4 i 4WD	103/140	08/97->07/05	VEN	BS-5501	->07/01	DRUM	BS-5579 ->07/01	
2.4 TD 4WD	66/90	08/98->01/02	VEN	BS-5501	->07/01	DRUM	BS-5579 ->07/01	
2.5 D-4D	65/88	11/01->07/05				DRUM	BS-5850 for extended base	
2.5 D-4D 4WD	75/102	11/01->07/05	VEN	BS-5501		DRUM	BS-5579	
<b>HILUX III Pickup (KUN_, TGN_, LAN_, GGN_) </b>								
2.5 D 4WD	75/102	08/05->	VEN	BS-5648	for extended base	DRUM	BS-5850 for extended base	
2.5 D-4D	75/102	07/05->	VEN	BS-5648				
2.5 D-4D 4WD	88/120	12/07->	VEN	BS-5648	for extended base	DRUM	BS-5850 for extended base	
2.5 D-4D 4WD	106/144	12/07->	VEN	BS-5648		DRUM	BS-5850	
3.0 D-4D 4WD	126/171	12/07->	VEN	BS-5648	for extended base	DRUM	BS-5850 for extended base	
<b>IST (NCP6_) </b>								
1.3 WTi	63/86	05/04->07/07				SOL	BS-5726	
1.5 WTi	80/109	05/04->07/07				SOL	BS-5726	
<b>LAND CRUISER [_J6_] </b>								
4.0 (FJ62_G)	115/156	08/87->12/89	VEN	BS-5719				
4.0 (FJ62_V)	101/137	11/84->08/87	VEN	BS-5719				
4.0 Diesel (HJ60)	74/101	01/82->12/85	VEN	BS-5719				
4.0 Diesel (HJ60)	76/103	01/85->12/87	VEN	BS-5719				
4.0 Diesel (HJ60_V)	77/105	10/81->01/88	VEN	BS-5719				
4.0 Turbo-D (HJ61_V)	100/136	10/85->12/89	VEN	BS-5719				
4.2 (FJ60_V)	88/120	10/81->01/88	VEN	BS-5719				
<b>LAND CRUISER (LJ12_, KZJ12_, TRJ12_, KDJ12_, GRJ12_) </b>								
3.0 D-4D (KDJ120, KDJ125)	122/166	08/04->07/09	VEN	BS-5047		VEN	BS-5145	
3.0 D-4D (KDJ120, KDJ125)	127/173	09/02->07/09	VEN	BS-5047		VEN	BS-5145	
3.0 D-4D (KDJ120, KDJ150, KDJ125)	120/163	01/03->07/09	VEN	BS-5047		VEN	BS-5145	
3.0 D-4D (KZJ12)	92/125	09/02->07/09	VEN	BS-5047		VEN	BS-5145	
4.0 (GRJ12, GRJ125)	183/249	01/03->07/09	VEN	BS-5047		VEN	BS-5145	



kW/HP



Type



Type



## LAND CRUISER (PZJ7\_, KZJ7\_, HZJ7\_, BJ7\_, LJ7\_, RJ7\_)












2.4 (RJ70_, RJ73_)	77/105	11/84->05/93	VEN	BS-5719	04/90->	VEN	BS-5145	+ ABS
2.4 (RJ70_, RJ73_)	81/110	11/84->05/93				VEN	BS-5145	+ ABS
2.4 (RJ70_V, RJ73_V)	84/114	12/88->12/96	VEN	BS-5719	04/90->; ->03/96	VEN	BS-5145	
			VEN	BS-5802				
2.4 TD (LJ70)	66/90	01/90->05/93	VEN	BS-5719		VEN	BS-5145	
2.4 TD (LJ70_, LJ73_)	63/86	10/85->05/90				VEN	BS-5145	+ ABS
			VEN	BS-5489	04/96->			
3.0 TD (KZJ70_, KZJ73_, KZJ77_)	92/125	05/93->05/96	VEN	BS-5719	+ ABS	VEN	BS-5145	
			VEN	BS-5802				
3.4 D (BJ70_V, BJ73_)	70/95	11/84->12/96	VEN	BS-5719	01/90->			
			VEN	BS-5802				
3.4 TD (BJ71_V)	91/124	10/85->08/86	VEN	BS-5719				
			VEN	BS-5802				
3.5 D 4x4 (PZJ75, PZJ70)	85/116	01/90->12/94	VEN	BS-5719				
			VEN	BS-5802				
4.2 TD (HZJ7_V)	96/131	01/90->	VEN	BS-5658		VEN	BS-5730	
			VEN	BS-5719	04/96->; ->08/01			
			VEN	BS-5802	08/99->	DRUM	BS-5563	->01/95
4.2 TD 4x4 (HZJ74, HZJ78, HZJ75)	123/167	08/90->08/01	VEN	BS-5719		DRUM	BS-5563	- ABS
			VEN	BS-5802	08/99->			

## LAND CRUISER 100 (FZJ1\_, UZJ1\_)





















4.2 TD (HDJ100_)	150/204	01/98->08/07	VEN	BS-5243		VEN	BS-5242	
4.7 (UZJ100)	175/238	02/02->08/07	VEN	BS-5243		VEN	BS-5242	
4.7 (UZJ100_)	173/235	01/98->08/07	VEN	BS-5243		VEN	BS-5242	

















## LAND CRUISER 200 (VDJ2\_, UZJ2\_)















4.5 D V8 (VDJ200)	210/286	01/08->	VEN	BS-5440		VEN	BS-5244	
			VEN	BS-5794				
4.5 D4-D	200/272	01/12->	VEN	BS-5440		VEN	BS-5244	
			VEN	BS-5794				
4.5 D4-D	173/235	08/07->	VEN	BS-5440		VEN	BS-5244	
			VEN	BS-5794				
4.6 V8	227/309	09/10->	VEN	BS-5440		VEN	BS-5244	
			VEN	BS-5794				
4.6 V8 (_URJ202W_)	234/318	01/12->	VEN	BS-5440		VEN	BS-5244	
			VEN	BS-5794				
4.7 V8 (UZJ200)	212/288	01/08->	VEN	BS-5440		VEN	BS-5244	
			VEN	BS-5794				















	<b>kW/HP</b>		<b>Type</b>			<b>Type</b>		
<b>LAND CRUISER 80 [_J8_] </b>								
						VEN	BS-5145	
4.0 (FJ80_)	115/156	01/90->08/92	VEN	BS-5759		VEN	BS-5494	
						DRUM	BS-5563	MD (-) FLOTING AXLE
4.2 D (HZJ80_)	99/135	01/90->12/97	VEN	BS-5658		VEN	BS-5494	
						VEN	BS-5730	
						DRUM	BS-5563	->01/95
4.2 TD (HDJ80)	123/167	01/90->12/97	VEN	BS-5658		VEN	BS-5494	
						VEN	BS-5730	
						DRUM	BS-5563	
4.2 TD (HDJ80)	118/160	10/92->12/97	VEN	BS-5658		VEN	BS-5494	
						VEN	BS-5730	
						DRUM	BS-5563	
4.2 TD 24V (HDJ80_)	125/170	03/95->12/97	VEN	BS-5658		VEN	BS-5494	
						VEN	BS-5730	
						DRUM	BS-5563	
4.5 24V (FZJ80_)	151/205	08/92->12/97	VEN	BS-5719		VEN	BS-5145	
						VEN	BS-5494	
<b>LAND CRUISER 90 [_J9_] </b>								
3.0 D-4D (KDJ90, KDJ95, KDJ 125)	120/163	10/00->	VEN	BS-5489		VEN	BS-5145	
3.0 TD (KZJ90_, KZJ95_)	92/125	04/96->	VEN	BS-5489	->07/00	VEN	BS-5145	
3.4 i 24V (VZJ90_, VZJ95_)	131/178	04/96->	VEN	BS-5489	->08/02	VEN	BS-5145	
<b>LAND CRUISER Hardtop [_J7_] </b>								
2.4 TD (LJ77)	66/90	07/90->05/96	VEN	BS-5719	->01/95			
						VEN	BS-5489	04/96->
3.0 TD	92/125	05/93->05/96	VEN	BS-5719	+ ABS	VEN	BS-5145	
						VEN	BS-5802	
<b>LAND CRUISER PRADO (KDJ15_, GRJ15_) </b>								
2.7	120/163	01/10->	VEN	BS-5047		VEN	BS-5826	
						VEN	BS-5304	
2.8 D-4D	130/177	06/15->	VEN	BS-5304				
3.0 D-4D	140/190	01/10->	VEN	BS-5047		VEN	BS-5826	
						VEN	BS-5304	
3.0 D-4D	127/173	03/10->	VEN	BS-5047		VEN	BS-5826	
						VEN	BS-5304	
4.0 V6 VVT-i	207/282	01/10->	VEN	BS-5047		VEN	BS-5826	
						VEN	BS-5304	
<b>LITEACE Box [_R2_ V] </b>								
1.5 (KR27_V)	52/71	01/92->01/95				DRUM	BS-5532	









	<b>kw/HP</b>		<b>Type</b>			<b>Type</b>		
<b>LITEACE Box (CM3_V, KM3_V)</b> 								
1.5 (KM31_V, KM36_V)	51/69	05/86->09/91	VEN	BS-5502	-->07/88		DRUM	BS-5532
			VEN	BS-5502				
1.8 D (CM35_V)	46/63	10/85->08/88	VEN	BS-5909			DRUM	BS-5532
			VEN	BS-5502				
2.0 D (CM36_V)	53/72	08/88->01/92	VEN	BS-5502	IT; BEN; POR; SC; FR; UK; DE; SP; CHE; GR		DRUM	BS-5532
<b>LITEACE Box (KM2_)</b> 								
1.3	42/57	10/79->10/86	VEN	BS-5502			DRUM	BS-5532 11/82-> -->09/85
			VEN	BS-5909				
<b>LITEACE Bus (CM30_G, KM30_G)</b> 								
1.5 (KM30LG)	52/71	07/89->01/92	VEN	BS-5502	IT; BEN; POR; FR; UK; DE; SP; SE; FN; DK		DRUM	BS-5532
1.5 (KM30LG)	51/69	10/85->08/89	VEN	BS-5502	-->07/88		DRUM	BS-5532
2.0 D (CM30LG)	53/72	08/88->01/92	VEN	BS-5502	IT; BEN; POR; SC; FR; UK; DE; SP; CHE; GR		DRUM	BS-5532
<b>LITEACE Wagon (YM2_, CM2_, KM2_)</b> 								
1.3	43/58	10/79->09/85	VEN	BS-5909			DRUM	BS-5532 11/82->
1.8 D	41/56	10/82->09/85	VEN	BS-5909			DRUM	BS-5532
<b>MARK II Saloon</b> 								
2.5 4WD	132/179	10/92->09/96	VEN	BS-5457			SOL	BS-5827
<b>MARK II Saloon</b> 								
2.0 WTi	118/160	10/96->09/01	VEN	BS-5464				
<b>MATRIX (ZZE13_)</b> 								
1.8 WTi 4WD	91/124	09/01->02/04					SOL	BS-5726
<b>MIRAI (JPD1_)</b> 								
FCV	114/155	10/14->	VEN	BS-5430				
<b>MODELL F Bus (_R2_, 31)</b> 								
2.0 (YR21_G)	66/90	08/88->01/90	VEN	BS-5502				
2.0 Super (YR21)	65/88	08/84->08/88	VEN	BS-5502	09/85->			
			VEN	BS-5502	08/88->			
2.2 (YR22LG, YR31LG)	72/98	08/87->01/90	VEN	BS-5724				
<b>MR 2 III (ZZW3_)</b> 								
1.8 16V VT-i (ZZW30)	103/140	10/99->06/07	VEN	BS-5318	-->07/02			
<b>PASEO Convertible (EL54)</b> 								
1.5	66/90	10/96->01/98	VEN	BS-5712	not for EU			
<b>PASEO Coupe (EL54)</b> 								
1.5	85/116	08/95->07/99	VEN	BS-5712				
<b>PICNIC (_XM10)</b> 								
2.0	90/122	01/01->12/01	VEN	BS-5512			DRUM	BS-5578
2.0 16V (SXM10_)	94/128	05/96->12/01	VEN	BS-5512			DRUM	BS-5578
2.2 D (CMX10_)	66/90	08/97->12/01	VEN	BS-5512	-->04/01		DRUM	BS-5578 -->04/01
<b>PREVIA (MCR3_, ACR3_, CLR3_)</b> 								
2.0 D-4D	85/116	03/01->01/06	VEN	BS-5142	-->03/03		SOL	BS-5706 -->12/05
			DRUM	BS-5804				

	<b>kW/HP</b>		<b>Type</b>			<b>Type</b>			
			VEN	BS-5142	->03/03				
2.4	115/156	08/00->01/06	VEN	BS-5352	05/03->	SOL	BS-5706	->12/05	
			DRUM	BS-5804					
<b>PREVIA (TCR2_, TCR1_) </b>									
2.4	97/132	05/90->08/00	VEN	BS-5219	MD TCR10/TCR20; MD Previa	VEN	BS-5803	+ ABS; MD Previa; MD Previa Nato	
						DRUM	BS-5553	- ABS	
2.4 4WD	97/132	05/90->08/00	VEN	BS-5219	MD TCR11/TCR21	VEN	BS-5803	->01/00; + ABS; ->08/96; MD (Nato)	
						DRUM	BS-5553	->07/96	
<b>PRIUS (ZVW3_) </b>									
1.8 Hybrid	73/99	04/09->	VEN	BS-5146		SOL	BS-5665		
<b>PRIUS Hatchback (NHW20_) </b>									
1.5	57/78	08/03->03/09	VEN	BS-5779		SOL	BS-5702		
<b>PRIUS PLUS (ZVW4_) </b>									
1.8 Hybrid	73/99	05/11->	VEN	BS-5146					
			VEN	BS-5430					
<b>PRIUS Saloon (NHW11_) </b>									
1.5 Hybrid	53/72	05/00->01/04	VEN	BS-5147		SOL	BS-5726		
<b>PROGRES (JCG1_) </b>									
2.5	147/200	05/98->05/07	VEN	BS-5457					
3.0	162/220	05/98->05/07	VEN	BS-5457					
<b>RAV 4 I (SXA1_) </b>									
2.0 4WD	95/129	06/94->06/00	VEN	BS-5508	11/95->; MD (Nato)	DRUM	BS-5552	11/95->; MD (Nato)	
<b>RAV 4 I Cabrio (SXA1_) </b>									
2.0 16V 4WD	94/129	12/97->06/00	VEN	BS-5508		DRUM	BS-5552		
<b>RAV 4 II (CLA2_, XA2_, ZCA2_, ACA2_) </b>									
1.8 WTi	92/125	08/00->11/05	VEN	BS-5353		SOL	BS-5472		
						DRUM	BS-5552	->10/05; DR 2	
2.0 D-4D 4WD	85/116	09/01->11/05	VEN	BS-5353		SOL	BS-5472		
						DRUM	BS-5552	DR 2	
2.0 WTi 4WD	110/150	06/00->11/05	VEN	BS-5353		SOL	BS-5472		
						DRUM	BS-5552	DR 2; ->10/05	
<b>RAV 4 III (ACA3_, ACE_, ALA3_, GSA3_, ZSA3_) </b>									
2.0	116/158	12/08->	VEN	BS-5430		SOL	BS-5422		
2.0 4WD	116/158	12/08->	VEN	BS-5430		SOL	BS-5422		
2.0 WVT-i	109/148	03/09->	VEN	BS-5430		SOL	BS-5422		
2.0 WVT-i 4WD	112/152	03/06->	VEN	BS-5430		SOL	BS-5422		
2.0 WVT-i 4WD	109/148	03/09->	VEN	BS-5430		SOL	BS-5422		
2.2 D-4D	110/150	12/08->	VEN	BS-5430		SOL	BS-5422		
2.2 D-4D 4WD	100/136	03/06->	VEN	BS-5430		SOL	BS-5422		
2.2 D-4D 4WD	110/150	12/08->	VEN	BS-5430		SOL	BS-5422		

	<b>kW/HP</b>		<b>Type</b>			<b>Type</b>			
2.2 D-CAT 4WD	130/177	03/06->	VEN	BS-5430		SOL	BS-5422		
2.4 WTi	125/170	11/05->	VEN	BS-5430		SOL	BS-5422		
<b>RAV 4 IV [WWA4_, AVA4_, ZSA4_, ALA4_] </b>									
2.0 D4-D	91/124	12/12->	VEN	BS-5460		SOL	BS-5422		
			VEN	BS-5906					
2.0 D-4D	105/143	10/15->	VEN	BS-5460 DE		SOL	BS-5422		
			VEN	BS-5906					
2.0 D4-D 4WD	91/124	11/13->	VEN	BS-5460		SOL	BS-5422		
			VEN	BS-5906					
2.0 WT-i 4WD	112/151	04/15->	VEN	BS-5906		SOL	BS-5422		
			VEN	BS-5430	Ø wheel 16` in				
2.0 WT-i 4WD	111/151	12/12->	VEN	BS-5460	Ø wheel 17` in	SOL	BS-5422		
			VEN	BS-5906					
2.2 D4-D 4WD	110/150	12/12->	VEN	BS-5460		SOL	BS-5422		
			VEN	BS-5906					
2.5 Hybrid	114/155	10/15->	VEN	BS-5430		SOL	BS-5422		
			VEN	BS-5906					
2.5 Hybrid 4WD	114/155	10/15->	VEN	BS-5430		SOL	BS-5422		
			VEN	BS-5906					
2.5 WT-i 4WD	132/180	12/12->	VEN	BS-5430	made in JP; XLE	SOL	BS-5422		
			VEN	BS-5906					
<b>SIENNA [ASL3_, GSL3_] </b>									
3.5 WTi 4WD	198/269	02/10->	VEN	BS-5460					
<b>STARLET [_P8_] </b>									
1.0 [EP80_]	40/54	12/89->12/92	VEN	BS-5712	01/92->; + ABS				
1.3 12V [EP81] CAT	55/75	12/89->03/96	VEN	BS-5712	+ ABS				
1.3 12V [EP81_]	55/75	12/89->12/92	VEN	BS-5712	+ ABS				
<b>STARLET [EP91] </b>									
1.3	55/75	04/96->03/99	VEN	BS-5712	06/96->				
<b>SUPRA [JZA70_, GA70_, MA70] </b>									
3.0 24V	150/204	01/86->08/88	VEN	BS-5803	MD (Nato); 07/88->				
3.0 Turbo	175/238	08/88->05/93	VEN	BS-5803					
3.0 Turbo	173/235	09/87->04/93	VEN	BS-5803					
<b>SUPRA [JZA80] </b>									
3.0 i Bi-Turbo	243/330	05/93->08/02	VEN	BS-5738					
<b>TUNDRA Pickup [_K4_, _K3_] </b>									
3.4 4WD	140/190	04/99->07/03	VEN	BS-5794					
<b>TUNDRA Pickup [_K5_] </b>									
4.0	176/239	01/07->12/11	VEN	BS-5794					
4.0 4WD	176/239	01/07->12/11	VEN	BS-5794					

	kw/HP		Type			Type		
4.7	206/280	01/07->12/09	VEN	BS-5794				
4.7 4WD	206/280	01/07->12/09	VEN	BS-5794				
5.7	284/386	01/07->	VEN	BS-5794				
5.7 4WD	284/386	01/07->	VEN	BS-5794				
<b>URBAN CRUISER (NSP1_, NLP1_, ZSP1_, NCP11_) </b>								
1.33	74/101	04/09->	VEN	BS-5670				
1.33	73/99	04/10->	VEN	BS-5670				
1.4 D-4D	66/90	04/09->	VEN	BS-5670				
1.4 D-4D 4WD	66/90	04/09->	VEN	BS-5670				
<b>VEROSSA (JZX11_, GX11_) </b>								
2.0 WTi	118/160	10/00->11/03	VEN	BS-5457				
2.5 WTi	147/200	10/00->11/03	VEN	BS-5457				
<b>VERSO (AUR2_, ZGR2_) </b>								
1.6	97/132	04/09->	VEN	BS-5340		SOL	BS-5703	
1.6 D4-D	82/112	11/13->	VEN	BS-5340		SOL	BS-5703	
1.8	108/147	04/09->	VEN	BS-5340		SOL	BS-5703	
2.0 D-4D	93/126	04/09->	VEN	BS-5340		SOL	BS-5703	
2.0 D-4D	91/124	11/12->	VEN	BS-5340		SOL	BS-5703	
2.2 D-4D	110/150	04/09->				SOL	BS-5703	
2.2 D-CAT	130/177	04/09->				SOL	BS-5703	
<b>VERSO S (NLP12_, NCP12_, NSP12_) </b>								
1.33	73/99	11/10->	VEN	BS-5670		SOL	BS-5665	
1.4 D4-D	66/90	11/10->	VEN	BS-5670		SOL	BS-5665	
<b>VIOS (SCP4_, NCP4_, AXP4_) </b>								
1.5	68/92	07/02->01/08	VEN	BS-5318				
<b>VIOS/YARIS Saloon (ZSP9_, NCP9_) </b>								
1.0	52/71	08/07->	VEN	BS-5723				
1.3	64/87	08/07->	VEN	BS-5723				
<b>YARIS (NHP13_, NSP13_, NCP13_, KSP13_, NLP13_) </b>								
1.0	51/69	09/11->	VEN	BS-5507	made in FR	DRUM	BS-5583	
			VEN	BS-5723	made in JP			
1.3	73/99	09/11->	VEN	BS-5507	made in FR	DRUM	BS-5583	
1.4 D-4D	66/90	09/11->	VEN	BS-5507		DRUM	BS-5583	
<b>YARIS (SCP1_, NLP1_, NCP1_) </b>								
1.0 16V	48/65	03/03->09/05	VEN	BS-5317	drum brakes rear axle	SOL	BS-5726	
			VEN	BS-5318	disc brakes rear axle	DRUM	BS-5582	made in JP
1.0 16V	50/68	04/99->09/05	VEN	BS-5317	drum brakes rear axle	SOL	BS-5726	
			VEN	BS-5318	disc brakes rear axle	DRUM	BS-5582	->03/03; made in JP
1.3	64/87	04/02->09/05	VEN	BS-5317	drum brakes rear axle	SOL	BS-5726	
			VEN	BS-5318	disc brakes rear axle			

	kW/HP		Type			Type		
1.3 16V	63/86	11/99->09/05	VEN	BS-5317	drum brakes rear axle	SOL	BS-5726	
			VEN	BS-5318	disc brakes rear axle	DRUM	BS-5582	
1.4 D-4D	55/75	12/01->09/05	VEN	BS-5317	drum brakes rear axle	SOL	BS-5726	+ ABS
			VEN	BS-5318	disc brakes rear axle	DRUM	BS-5582	made in JP
1.5 TS	77/105	01/03->09/05	VEN	BS-5318		SOL	BS-5726	
1.5 WT-i TS	110/150	03/03->07/05	VEN	BS-5318		SOL	BS-5726	
1.5 WT-i TS	78/106	04/01->09/05	VEN	BS-5318	->03/03	SOL	BS-5726	->03/03

### YARIS [SCP9\_, NSP9\_, KSP9\_, NCP9\_, ZSP9\_]

1.0 WT-i	51/69	08/05->	VEN	BS-5507	made in FR	DRUM	BS-5583	made in FR
			VEN	BS-5723	made in JP; drum brakes rear axle			
1.3 WT-i	64/87	08/05->	VEN	BS-5507	->11/08	DRUM	BS-5583	made in FR
1.33 WT-i	74/100	03/09->	VEN	BS-5507		DRUM	BS-5583	
1.33 WT-i	73/99	07/10->	VEN	BS-5507				
1.4 D-4D	66/90	08/05->	VEN	BS-5507		DRUM	BS-5583	made in FR
1.8 WT-i	98/133	01/07->				DRUM	BS-5583	made in FR

### YARIS VERSO [\_NLP2\_, \_NCP2\_]

1.3 (NCP22)	63/86	08/99->10/02	VEN	BS-5318		SOL	BS-5726	
						DRUM	BS-5582	
1.3 (NCP22)	62/84	11/02->09/05	VEN	BS-5318		SOL	BS-5726	
						DRUM	BS-5582	
1.4 D-4D (NLP22)	55/75	12/01->09/05	VEN	BS-5318		SOL	BS-5726	
						DRUM	BS-5582	
1.5 (NCP21)	78/106	03/00->09/05	VEN	BS-5318		SOL	BS-5726	
						DRUM	BS-5582	->03/03
1.5 (NCP21)	77/105	05/03->09/05	VEN	BS-5318		SOL	BS-5726	
						DRUM	BS-5582	

## VAUXHALL








### ZAFIRA Mk III (P12)











1.6 CDTi	100/136	03/13->	VEN	BS-5049	Brake System: POC J61	SOL	BS-5755	Ø wheel 16" in
			VEN	BS-5051	for POC J60			

## VOLVO

### 240 (P242, P244)

2.0	60/82	08/74->07/76	SOL	BS-5120	MD 242; MD 244			
2.0	66/90	08/76->07/79	SOL	BS-5120	->08/78; MD 242; MD 244			
2.0	76/103	08/84->07/85	SOL	BS-5120				
2.0	71/97	09/78->08/83	SOL	BS-5120	->09/82; MD 244; 10/82->			
2.0	100/136	10/82->08/84	SOL	BS-5120				
2.1	71/97	08/74->07/75	SOL	BS-5120	MD 242; MD 244			

	kw/HP		Type			Type		
2.1	90/122	08/74->07/80	SOL	BS-5120				
					->08/78; MD 244; 08/78->; MD 242; 09/78->			
2.1	74/100	08/75->07/80	SOL	BS-5120			MD 244	
2.1	79/107	08/80->07/84	SOL	BS-5120			->09/82; MD 242; MD 244	
2.1 Turbo	114/155	08/80->07/84	SOL	BS-5120			->09/82; MD 242; MD 244; 10/82->	
2.3	103/140	08/78->07/80	SOL	BS-5120			MD 242; MD 244	
2.3	82/112	08/80->07/84	SOL	BS-5120			->09/82; MD 242; MD 244; 10/82->	
2.3	100/136	08/80->07/83	SOL	BS-5120			->09/82; MD 242; MD 244; 10/82->	
2.3	96/131	08/83->07/85	SOL	BS-5120			09/84->	
2.3	81/110	08/84->07/86	SOL	BS-5120				
2.3	98/133	08/84->12/89	SOL	BS-5120				
2.3	83/113	08/86->07/87	SOL	BS-5120				
2.3 i CAT	85/115	08/86->07/93	SOL	BS-5120				
2.4 Diesel	60/82	08/78->07/85	SOL	BS-5120			->09/82; MD 244; 10/82->	
2.4 Diesel	58/79	08/87->08/93	SOL	BS-5120				
2.7 GLT6	104/141	08/79->07/80	SOL	BS-5120				
<b>240 Kombi [P245]</b> 								
2.0	60/82	08/74->07/75	SOL	BS-5120			MD 245	
2.0	66/90	08/76->01/82	SOL	BS-5120			->08/78; MD 245	
2.0	71/97	08/80->12/84	SOL	BS-5120			->09/82; MD 245; 10/82->; ->08/84	
2.0	76/103	08/84->07/85	SOL	BS-5120				
2.0	100/136	10/82->08/84	SOL	BS-5120				
2.1	90/122	08/74->07/79	SOL	BS-5120			09/78->; MD 245	
2.1	71/97	08/74->07/75	SOL	BS-5120			MD 245	
2.1	74/100	08/75->07/80	SOL	BS-5120			->08/78; MD 245	
2.1	80/109	08/80->07/84	SOL	BS-5120			->09/82; MD 245	
2.1	79/107	08/80->07/84	SOL	BS-5120			->09/82; MD 245	
2.1 Turbo	114/155	08/80->07/85	SOL	BS-5120			->09/82; MD 245; 10/82->; ->08/84	
2.3	100/136	01/83->12/84	SOL	BS-5120			->08/84	
2.3	82/112	08/80->07/84	SOL	BS-5120			->09/82; MD 245; 10/82->	
2.3	81/110	08/84->07/86	SOL	BS-5120				
2.3	96/131	08/84->07/85	SOL	BS-5120				
2.3	98/133	08/84->12/88	SOL	BS-5120				
2.3	83/113	08/86->07/87	SOL	BS-5120				
2.3 CAT	100/136	08/91->07/92	SOL	BS-5120				
2.3 i CAT	85/115	08/86->07/93	SOL	BS-5120				
2.4 Diesel	60/82	04/79->08/93	SOL	BS-5120			->09/82; MD 245; 10/82->	
2.7 GLT6	104/141	08/79->07/80	SOL	BS-5120				
2.8	114/155	10/80->09/82	SOL	BS-5120				

	<b>kW/HP</b>		<b>Type</b>			<b>Type</b>			
2.8	95/129	10/81->09/82	SOL	BS-5120					
<b>260 (P262, P264)</b> 									
2.7	103/140	08/74->07/80	SOL	BS-5120			->08/78; MD 264		
2.7	92/125	08/76->07/82	SOL	BS-5120			->08/79; MD 262; 09/78->; ->08/80; MD 264		
2.7	109/148	08/78->07/82	SOL	BS-5120			->08/80; MD 262; MD 264		
2.8	95/129	08/80->07/82	SOL	BS-5120			MD 264		
2.8	114/155	08/80->07/82	SOL	BS-5120			MD 262; MD 264		
<b>260 Coupe (P262)</b> 									
2.7	103/140	08/77->07/78	SOL	BS-5120					
<b>260 Estate (P265)</b> 									
2.7	103/140	07/75->07/82	SOL	BS-5120			01/76->; ->08/78; MD 265		
2.7	92/125	08/75->07/77	SOL	BS-5120			01/76->; MD 265		
2.7	109/148	10/78->07/82	SOL	BS-5120			->08/80; MD 265		
2.8	114/155	08/80->07/82	SOL	BS-5120					
<b>740 (744)</b> 									
2.0	120/163	01/85->12/85	SOL	BS-5120					
2.0	118/160	01/86->08/90	SOL	BS-5120					
2.0	86/117	01/87->08/88	VEN	BS-5121					
2.0	89/121	08/85->07/92	SOL	BS-5120			09/87->; ->08/90		
			VEN	BS-5121			09/90->		
2.0	76/103	09/88->08/90	SOL	BS-5120					
2.0	110/150	12/83->07/84	SOL	BS-5120					
2.3	95/129	08/83->07/84	SOL	BS-5120					
2.3	84/114	08/84->07/90	SOL	BS-5120			09/87->		
			VEN	BS-5121			09/89->		
2.3	96/131	08/84->07/88	SOL	BS-5120					
2.3	86/117	08/86->07/88	SOL	BS-5120			->08/87		
			SOL	BS-5120			->08/90		
2.3	85/115	08/87->07/92	SOL	BS-5120			09/89->		
			VEN	BS-5121			09/89->		
2.3	117/159	08/87->07/89	SOL	BS-5120					
2.3	114/156	08/88->07/91	SOL	BS-5120			->08/90; engine B230FT		
			VEN	BS-5121			09/90->; engine B230FT		
2.3	111/151	08/88->08/92	SOL	BS-5120			->08/90		
2.3	83/113	09/85->12/89	SOL	BS-5120			09/87->		
			VEN	BS-5121			09/89->		
2.3 Turbo	115/156	08/86->07/89	SOL	BS-5120			09/87->		
2.3 Turbo	140/190	08/89->07/90	SOL	BS-5120					
2.4 Diesel	60/82	08/84->07/92	SOL	BS-5120			->08/90		
			VEN	BS-5121			09/90->; ->08/91		



kW/HP



Type



Type



## 740 Kombi [745]

2.0	86/117	01/87->08/88	SOL	BS-5120	09/87->
			SOL	BS-5120	09/87->; ->08/90
2.0	89/121	08/85->07/92	VEN	BS-5121	09/90->
2.0	82/112	08/89->07/91	VEN	BS-5121	
2.0	76/103	09/88->08/90	SOL	BS-5120	
2.3	111/151	07/89->08/92	SOL	BS-5120	->08/90
2.3	83/113	08/85->12/89	SOL	BS-5120	
2.3	96/131	08/85->07/88	SOL	BS-5120	
			SOL	BS-5120	->08/90
2.3	85/115	08/87->07/92	VEN	BS-5121	09/90->
2.3	117/159	08/87->07/89	SOL	BS-5120	
2.3	114/156	08/88->07/90	SOL	BS-5120	
2.3	84/114	09/85->07/90	SOL	BS-5120	
2.3 Turbo	115/156	08/86->07/89	SOL	BS-5120	09/87->
2.4 Diesel	60/82	08/85->07/88	SOL	BS-5120	
			SOL	BS-5120	->08/90
2.4 Turbo-Diesel	80/109	09/85->07/92	VEN	BS-5121	09/90->; ->08/91

## 760 [704, 764]

2.3 Turbo [704]	127/173	08/82->07/84	SOL	BS-5120	+ ABS
2.3 Turbo [704]	134/182	08/84->10/88	SOL	BS-5120	
2.4 D	60/82	01/82->07/92	SOL	BS-5120	->07/84; + ABS
2.4 Turbo Diesel [704]	80/109	04/87->07/92	SOL	BS-5120	
2.4 Turbo Diesel [704]	82/112	08/82->07/87	SOL	BS-5120	
2.8 [704]	105/143	05/86->08/91	SOL	BS-5120	->08/87
2.8 [704, 764]	115/156	08/81->07/88	SOL	BS-5120	
2.8 [764]	108/147	08/86->07/90	SOL	BS-5120	->08/87

## 760 Kombi [704, 765]

2.3 Turbo	134/182	08/84->08/90	SOL	BS-5120	
2.4 D	60/82	01/82->07/92	SOL	BS-5120	
2.4 TD Interc. [765]	85/116	08/87->07/92	SOL	BS-5120	->08/90
2.8 [765]	105/143	05/86->08/91	SOL	BS-5120	09/87->; ->08/90
2.8 [765]	115/156	08/86->08/90	SOL	BS-5120	









## 780

2.4 D	90/122	04/86->07/90	SOL	BS-5120	->08/87
2.9	115/156	08/86->07/87	SOL	BS-5120	

## 850 [LS]

2.0	105/143	06/91->12/96	VEN	BS-5123	01/94->
2.0	93/126	08/94->12/96	VEN	BS-5123	



	kw/HP		Type			Type		
2.0 Turbo	155/210	08/93->12/96	VEN	BS-5123	∅ wheel 15` in			
2.3 T5	166/226	08/93->07/96	VEN	BS-5123	01/94->			
2.3 T5-R	184/250	08/95->12/96	VEN	BS-5123	∅ wheel 15` in			
2.5	103/140	06/91->07/94	VEN	BS-5123	01/94->			
2.5	125/170	08/91->12/96	VEN	BS-5123	01/94->			
2.5	106/144	08/94->12/96	VEN	BS-5123				
2.5 TDI	103/140	08/95->12/96	VEN	BS-5123	12/95->			
<b>850 Estate (LW) </b>								
2.0	105/143	02/93->12/96	VEN	BS-5123	01/94->			
2.0	93/126	08/94->12/96	VEN	BS-5123				
2.0 Turbo	155/210	02/93->12/96	VEN	BS-5123	∅ wheel 15` in			
2.3 T5	166/226	02/93->12/96	VEN	BS-5123	01/94->			
2.3 T5-R	184/250	08/95->12/96	VEN	BS-5123	∅ wheel 15` in			
2.5	103/140	08/92->07/94	VEN	BS-5123	01/94->			
2.5	106/144	08/94->12/96	VEN	BS-5123				
2.5	125/170	09/92->12/96	VEN	BS-5123	01/94->			
2.5 AWD	142/193	04/96->12/96	VEN	BS-5123	∅ wheel 15` in			
2.5 TDI	103/140	08/95->12/96	VEN	BS-5123	12/95->			
<b>940 (944) </b>								
			SOL	BS-5120				
2.0	82/112	01/92->07/94	VEN	BS-5121	->09/93; + ABS			
			VEN	BS-5123	10/93->			
			SOL	BS-5120				
2.0 Turbo	114/155	08/90->12/94	VEN	BS-5121	+ ABS			
			SOL	BS-5120				
2.3	96/131	08/90->12/94	VEN	BS-5121	+ ABS; engine B230E / B230FK			
			VEN	BS-5123	engine B230FD			
2.3	114/156	08/90->07/91	SOL	BS-5120				
			SOL	BS-5120	->09/93; + ABS			
2.3	85/116	08/92->07/94	VEN	BS-5121	->09/93; + ABS			
			SOL	BS-5120				
2.3	118/160	09/90->09/93	VEN	BS-5121	+ ABS			
			SOL	BS-5120	->09/93; + ABS			
2.3 Turbo	121/165	08/90->07/94	VEN	BS-5121	->09/93; + ABS			
			SOL	BS-5120	+ ABS			
2.3 Turbo	140/190	08/91->07/93	VEN	BS-5121	+ ABS			
			VEN	BS-5123				

	kw/HP		Type			Type		
2.4 D	60/82	08/90->12/94	SOL	BS-5120	->09/93			
			VEN	BS-5121	->12/91; + ABS			
2.4 TD Intercooler	90/122	08/90->12/94	SOL	BS-5120	->09/93; + ABS			
			VEN	BS-5121	->09/93; + ABS			
2.4 Turbo Diesel	80/109	08/90->12/94	SOL	BS-5120	->09/93			
			VEN	BS-5121	->12/91; + ABS			
<b>940 II (944) </b>								
2.0 Turbo	114/155	04/96->10/98	SOL	BS-5120	->05/97			
			VEN	BS-5121	->05/97			
			VEN	BS-5123	->05/97			
2.3	96/131	08/94->10/98	SOL	BS-5120	->05/97			
			VEN	BS-5123	->05/97			
2.3	85/116	08/94->07/95	SOL	BS-5120				
			VEN	BS-5123				
2.3 ti	99/135	01/95->10/98	SOL	BS-5120				
			VEN	BS-5123				
2.3 Turbo	121/165	08/94->10/98	SOL	BS-5120	->05/97			
			VEN	BS-5121	->12/95			
			VEN	BS-5123	->05/97			
2.4 TD Interc.	90/122	08/94->10/98	SOL	BS-5120	->05/97			
			VEN	BS-5123	->05/97			
<b>940 II Estate (945) </b>								
2.0 Turbo	114/155	04/96->10/98	VEN	BS-5121	->05/97			
2.3	96/131	08/94->10/98	SOL	BS-5120	->05/97			
			VEN	BS-5123	->05/97			
2.3	85/116	08/94->07/95	SOL	BS-5120				
			VEN	BS-5123				
2.3 ti	99/135	01/95->10/98	SOL	BS-5120				
			VEN	BS-5121				
2.3 Turbo	121/165	08/94->10/98	SOL	BS-5120	->05/97			
			VEN	BS-5121				
			SOL	BS-5120	->05/97			
2.3 Turbo	126/171	08/95->10/98	VEN	BS-5121	->12/95			
			VEN	BS-5123	->05/97			
			SOL	BS-5120	->05/97			
2.4 TD Interc.	90/122	08/94->10/98	SOL	BS-5120	->05/97			
			VEN	BS-5123	->05/97			



kW/HP



Type



Type



## 940 Kombi [945]

			SOL	BS-5120	
2.0	82/112	01/92->07/94	VEN	BS-5121	->09/93; + ABS
			VEN	BS-5123	10/93->
2.3	96/131	08/90->12/94	SOL	BS-5120	->09/93; + ABS
			VEN	BS-5121	->09/93; + ABS
			VEN	BS-5123	10/93->
2.3	114/155	08/90->07/91	SOL	BS-5120	
2.3	85/116	08/92->07/94	SOL	BS-5120	->09/93; + ABS
			VEN	BS-5121	->09/93; + ABS
2.3 Turbo	121/165	08/90->07/94	SOL	BS-5120	->09/93; + ABS
			VEN	BS-5121	->09/93; + ABS
2.3 Turbo	140/190	08/91->07/93	SOL	BS-5120	+ ABS
			VEN	BS-5121	+ ABS
2.4 D	60/82	08/90->07/95	SOL	BS-5120	->12/91; + ABS
			VEN	BS-5121	->12/91; + ABS
2.4 TD Intercooler	90/122	08/90->08/94	SOL	BS-5120	->09/93; + ABS
			VEN	BS-5121	->09/93; + ABS
2.4 Turbo Diesel	80/109	08/90->07/94	SOL	BS-5120	->12/91; + ABS
			VEN	BS-5121	->12/91; + ABS

## 960 [964]

2.0	140/190	08/90->09/93	VEN	BS-5121	+ ABS
2.0	103/140	09/90->08/93	VEN	BS-5121	+ ABS
2.4 TD Interc.	85/115	09/91->07/94	VEN	BS-5121	->08/93
2.9	150/204	08/90->07/94	VEN	BS-5121	->08/93; + ABS

## 960 II [964]

2.5	125/170	07/94->12/96	VEN	BS-5121	
2.9	150/204	07/94->12/96	VEN	BS-5121	











## 960 II Estate [965]






2.5	125/170	08/94->12/96	VEN	BS-5121	->12/94
			VEN	BS-5123	01/95->
2.9	150/204	09/94->12/96	VEN	BS-5121	->12/94
			VEN	BS-5123	01/95->

## 960 Kombi [965]








2.0	140/190	08/90->09/93	SOL	BS-5120	+ ABS
			VEN	BS-5121	+ ABS
2.0	103/140	09/90->08/93	SOL	BS-5120	+ ABS
			VEN	BS-5121	+ ABS

	kW/HP		Type			Type		
2.4 TD Interc.	85/115	09/91->07/94	SOL	BS-5120	->08/93; + ABS			
			VEN	BS-5121	->08/93; + ABS			
2.9	150/204	08/90->07/94	SOL	BS-5120	->08/93; + ABS			
			VEN	BS-5121	->08/93; + ABS			
<b>C30</b> 								
1.6	74/100	10/06->12/12	VEN	BS-5005	Ø wheel 15` in		SOL	BS-5265
			VEN	BS-5006	Ø wheel 16` in			
1.6 D	80/109	10/06->12/12	VEN	BS-5005	Ø wheel 15` in		SOL	BS-5265
			VEN	BS-5006	Ø wheel 16` in			
1.6 D2	84/115	10/10->12/12	VEN	BS-5005	Ø wheel 15` in		SOL	BS-5265
			VEN	BS-5006	Ø wheel 16` in			
1.8	92/125	10/06->12/12	VEN	BS-5005	Ø wheel 15` in		SOL	BS-5265
			VEN	BS-5006	Ø wheel 16` in			
1.8 FlexFuel	92/125	01/07->12/12	VEN	BS-5005	Ø wheel 15` in		SOL	BS-5265
			VEN	BS-5006	Ø wheel 16` in			
2.0	107/145	10/06->12/12	VEN	BS-5005	Ø wheel 15` in		SOL	BS-5265
			VEN	BS-5006	Ø wheel 16` in			
2.0 D	100/136	10/06->12/12	VEN	BS-5005	Ø wheel 15` in		SOL	BS-5265
			VEN	BS-5006	Ø wheel 16` in			
2.0 FlexFuel	107/146	01/10->12/12	VEN	BS-5005	Ø wheel 15` in		SOL	BS-5265
			VEN	BS-5006	Ø wheel 16` in			
2.4 i	125/170	10/06->12/12	VEN	BS-5005	Ø wheel 15` in		SOL	BS-5265
			VEN	BS-5006	Ø wheel 16` in			
D3	110/150	10/10->12/12	VEN	BS-5005	Ø wheel 15` in		SOL	BS-5265
			VEN	BS-5006	Ø wheel 16` in			
D4	130/177	10/10->12/12	VEN	BS-5005	Ø wheel 15` in		SOL	BS-5265
			VEN	BS-5006	Ø wheel 16` in			
D5	132/180	10/06->12/12	VEN	BS-5005	Ø wheel 15` in		SOL	BS-5265
			VEN	BS-5006	Ø wheel 16` in			
D5	120/163	10/06->12/12	VEN	BS-5005	Ø wheel 15` in		SOL	BS-5265
			VEN	BS-5006	Ø wheel 16` in			
Electric	82/112	12/10->12/12	VEN	BS-5005	Ø wheel 15` in			
			VEN	BS-5006	Ø wheel 16` in			
T5	169/230	03/07->12/12	VEN	BS-5005	Ø wheel 15` in		SOL	BS-5265
			VEN	BS-5006	Ø wheel 16` in			
T5	162/220	10/06->12/12	VEN	BS-5005	Ø wheel 15` in		SOL	BS-5265
			VEN	BS-5006	Ø wheel 16` in			








	<b>kW/HP</b>		<b>Type</b>			<b>Type</b>		
<b>C70 I Convertible</b> 								
2.5	125/170	06/98->10/05	VEN	BS-5123	Ø wheel 15` in			
2.5 T	142/193	03/98->10/05	VEN	BS-5123	Ø wheel 16` in			
<b>C70 I Coupe</b> 								
2.0 T	166/226	03/97->09/02	VEN	BS-5123				
2.5 T	142/193	03/97->09/02	VEN	BS-5123	Ø wheel 15` in			
<b>C70 II Convertible</b> 								
2.0 D	100/136	01/08->10/09	VEN	BS-5005	Ø wheel 15` in; ->ch.129949	SOL	BS-5265	
			VEN	BS-5006	Ø wheel 16` in			
2.4	103/140	03/06->10/09	VEN	BS-5005	Ø wheel 15` in; ->ch.129949	SOL	BS-5265	
			VEN	BS-5006	Ø wheel 16` in			
2.4 D	120/163	03/07->06/13	VEN	BS-5005	Ø wheel 15` in; ->ch.129949	SOL	BS-5265	
			VEN	BS-5006	Ø wheel 16` in			
2.4 i	125/170	03/06->10/09	VEN	BS-5005	Ø wheel 15` in; ->ch.129949	SOL	BS-5265	
			VEN	BS-5006	Ø wheel 16` in			
D3	110/150	10/10->06/13	VEN	BS-5005	Ø wheel 15` in; ->ch.129949	SOL	BS-5265	
			VEN	BS-5006	Ø wheel 16` in			
D4	130/177	10/10->06/13	VEN	BS-5005	Ø wheel 15` in; ->ch.129949	SOL	BS-5265	
			VEN	BS-5006	Ø wheel 16` in			
D5	132/180	03/06->06/13	VEN	BS-5005	Ø wheel 15` in; ->ch.129949	SOL	BS-5265	
			VEN	BS-5006	Ø wheel 16` in			
T5	162/220	03/06->02/07	VEN	BS-5005	Ø wheel 15` in; ->ch.129949	SOL	BS-5265	
			VEN	BS-5006	Ø wheel 16` in			
T5	169/230	03/07->10/09	VEN	BS-5005	Ø wheel 15` in; ->ch.129949	SOL	BS-5265	
			VEN	BS-5006	Ø wheel 16` in			
<b>S40 I (VS)</b> 								
1.6	80/109	03/99->12/03	VEN	BS-5226	10/99->	SOL	BS-5225	10/99->
1.6	77/105	09/95->08/99	VEN	BS-5133	03/96->; ->12/97	SOL	BS-5225	03/96->
			VEN	BS-5226	01/98->			
1.8	90/122	03/99->12/03	VEN	BS-5226		SOL	BS-5225	
1.8	85/116	06/01->08/03	VEN	BS-5226		SOL	BS-5225	
1.8	85/115	07/95->08/99	VEN	BS-5133	->12/97	SOL	BS-5225	
			VEN	BS-5226	01/98->			
1.8 i	92/125	03/98->12/03	VEN	BS-5226	10/99->; ->12/00	SOL	BS-5225	10/99->; ->12/00
1.8 i	90/122	06/01->12/03	VEN	BS-5226	->08/02	SOL	BS-5225	->08/02
1.9 DI	70/95	03/99->07/00	VEN	BS-5226	10/99->	SOL	BS-5225	10/99->
1.9 DI	75/102	07/00->12/03	VEN	BS-5226		SOL	BS-5225	
1.9 DI	85/115	07/00->12/03	VEN	BS-5226		SOL	BS-5225	








	<b>kW/HP</b>		<b>Type</b>			<b>Type</b>		
1.9 T4	147/200	05/97->07/00	VEN	BS-5133	->12/97	SOL	BS-5225	
			VEN	BS-5226	01/98->			
1.9 TD	66/90	07/95->08/99	VEN	BS-5133	01/96->; ->12/97	SOL	BS-5225	01/96->
			VEN	BS-5226	01/98->			
2.0	100/136	07/95->12/03	VEN	BS-5133	engine B4204S	SOL	BS-5225	
			VEN	BS-5226	engine B4204S2			
2.0	103/140	07/95->08/99	VEN	BS-5133	->12/97	SOL	BS-5225	
			VEN	BS-5226	01/98->			
2.0 T	120/163	06/01->12/03	VEN	BS-5226		SOL	BS-5225	
2.0 T	121/165	07/00->06/01	VEN	BS-5226		SOL	BS-5225	
2.0 T	118/160	10/97->12/03	VEN	BS-5226	->09/99	SOL	BS-5225	->09/99
2.0 T4	147/200	07/00->12/03	VEN	BS-5226		SOL	BS-5225	
<b>S40 II (MS)</b> 								
1.6	74/101	01/05->	VEN	BS-5005	Ø wheel 15` in; ->ch.361422	SOL	BS-5265	
			VEN	BS-5006	Ø wheel 16` in			
1.6 D	81/110	01/05->	VEN	BS-5005	Ø wheel 15` in; ->ch.361422	SOL	BS-5265	
			VEN	BS-5006	Ø wheel 16` in			
1.6 D2	84/115	10/10->	VEN	BS-5005	Ø wheel 15` in; ->ch.361422	SOL	BS-5265	
			VEN	BS-5006	Ø wheel 16` in			
1.8	92/125	04/04->	VEN	BS-5005	Ø wheel 15` in; ->ch.361422	SOL	BS-5265	
			VEN	BS-5006	Ø wheel 16` in			
1.8 FlexFuel	92/125	01/06->	VEN	BS-5005	Ø wheel 15` in; ->ch.361422	SOL	BS-5265	
			VEN	BS-5006	Ø wheel 16` in			
2.0	107/146	10/06->	VEN	BS-5005	Ø wheel 15` in; ->ch.361422	SOL	BS-5265	
			VEN	BS-5006	Ø wheel 16` in			
2.0 D	100/136	01/04->	VEN	BS-5005	Ø wheel 15` in; ->ch.361422	SOL	BS-5265	
			VEN	BS-5006	Ø wheel 16` in			
2.0 F	107/146	10/09->	VEN	BS-5005	Ø wheel 15` in; ->ch.361422	SOL	BS-5265	
			VEN	BS-5006	Ø wheel 16` in			
2.4	103/140	01/04->	VEN	BS-5005	Ø wheel 15` in; ->ch.361422	SOL	BS-5265	
			VEN	BS-5006	Ø wheel 16` in			
2.4	125/170	01/04->	VEN	BS-5005	Ø wheel 15` in; ->ch.361422	SOL	BS-5265	
			VEN	BS-5006	Ø wheel 16` in			
2.4 D5	132/179	03/06->	VEN	BS-5005	Ø wheel 15` in; ->ch.361422	SOL	BS-5265	
			VEN	BS-5006	Ø wheel 16` in			
D3	110/150	10/10->	VEN	BS-5005	Ø wheel 15` in; ->ch.361422	SOL	BS-5265	
			VEN	BS-5006	Ø wheel 16` in			








	kw/HP		Type			Type		
D4	130/177	10/10->	VEN	BS-5005	∅ wheel 15` in; ->ch.361422	SOL	BS-5265	
			VEN	BS-5006	∅ wheel 16` in			
T5	162/220	01/04->	VEN	BS-5005	∅ wheel 15` in; ->ch.361422	SOL	BS-5265	
			VEN	BS-5006	∅ wheel 16` in			
T5	169/230	03/07->	VEN	BS-5005	∅ wheel 15` in; ->ch.361422	SOL	BS-5265	
			VEN	BS-5006	∅ wheel 16` in			
T5 AWD	169/230	03/07->	VEN	BS-5005	∅ wheel 15` in; ->ch.361422	SOL	BS-5265	
			VEN	BS-5006	∅ wheel 16` in			
T5 AWD	162/220	04/04->	VEN	BS-5005	∅ wheel 15` in; ->ch.361422	SOL	BS-5265	
			VEN	BS-5006	∅ wheel 16` in			
<b>S60 I</b> 								
2.0 T	132/180	07/00->04/10	VEN	BS-5270	∅ wheel 15` in	SOL	BS-5298	∅ wheel 16` in
			VEN	BS-5299	∅ wheel 16` in			
			VEN	BS-5429	∅ wheel 15` in; ∅ wheel 16` in			
2.4	103/140	11/00->04/10	VEN	BS-5270	∅ wheel 15` in	SOL	BS-5298	
			VEN	BS-5299	∅ wheel 16` in			
			VEN	BS-5429	∅ wheel 15` in; ∅ wheel 16` in			
2.4	125/170	11/00->04/10	VEN	BS-5270	∅ wheel 15` in	SOL	BS-5298	
			VEN	BS-5299	∅ wheel 16` in			
			VEN	BS-5429	∅ wheel 15` in; ∅ wheel 16` in			
2.4 Bifuel (CNG)	103/140	06/02->04/10	VEN	BS-5270	∅ wheel 15` in	SOL	BS-5298	
			VEN	BS-5299	∅ wheel 16` in			
			VEN	BS-5429	∅ wheel 15` in; ∅ wheel 16` in			
2.4 Bifuel (LPG)	103/140	06/02->04/10	VEN	BS-5270	∅ wheel 15` in	SOL	BS-5298	
			VEN	BS-5299	∅ wheel 16` in			
			VEN	BS-5429	∅ wheel 15` in; ∅ wheel 16` in			
2.4 D	93/126	09/05->04/10	VEN	BS-5270	∅ wheel 15` in	SOL	BS-5298	
			VEN	BS-5299	∅ wheel 16` in			
			VEN	BS-5429	∅ wheel 15` in; ∅ wheel 16` in			
2.4 D	120/163	09/05->01/09	VEN	BS-5270	not for police vc; ∅ wheel 15` in	SOL	BS-5298	
			VEN	BS-5299	not for police vc; ∅ wheel 16` in			
			VEN	BS-5429	for police vc			
2.4 D	96/130	12/01->04/10	VEN	BS-5270	∅ wheel 15` in	SOL	BS-5298	
			VEN	BS-5299	∅ wheel 16` in			
			VEN	BS-5429	∅ wheel 15` in; ∅ wheel 16` in			
2.4 D5	120/163	07/01->04/10	VEN	BS-5270	∅ wheel 15` in	SOL	BS-5298	
			VEN	BS-5299	∅ wheel 16` in			
			VEN	BS-5429	∅ wheel 15` in; ∅ wheel 16` in			









	kw/HP		Type			Type		
2.4 D5	136/185	09/05->04/10	VEN	BS-5270	∅ wheel 15` in	SOL	BS-5298	
			VEN	BS-5299	∅ wheel 16` in			
			VEN	BS-5429	∅ wheel 15` in; ∅ wheel 16` in			
2.4 T	147/200	11/00->04/10	VEN	BS-5270	∅ wheel 15` in	SOL	BS-5298	
			VEN	BS-5299	∅ wheel 16` in			
2.4 T AWD	147/200	11/01->04/10	VEN	BS-5270	∅ wheel 15` in	SOL	BS-5298	->09/02; ∅ wheel 16` in
			VEN	BS-5299				
			VEN	BS-5429	∅ wheel 15` in; ∅ wheel 16` in			
2.4 T5	191/260	04/04->04/10	VEN	BS-5270	∅ wheel 15` in	SOL	BS-5298	∅ wheel 17` in
			VEN	BS-5299	∅ wheel 16` in			
			VEN	BS-5429	∅ wheel 15` in; ∅ wheel 16` in			
2.5 T	154/210	02/04->04/10	VEN	BS-5270	∅ wheel 15` in	SOL	BS-5298	∅ wheel 17` in
			VEN	BS-5299	∅ wheel 16` in			
			VEN	BS-5429	∅ wheel 15` in; ∅ wheel 16` in			
2.5 T AWD	154/210	04/04->04/10	VEN	BS-5270	∅ wheel 15` in	SOL	BS-5298	∅ wheel 17` in
			VEN	BS-5299	∅ wheel 16` in			
			VEN	BS-5429	∅ wheel 15` in; ∅ wheel 16` in			
T5	184/250	11/00->04/10	VEN	BS-5270	∅ wheel 15` in	SOL	BS-5298	
			VEN	BS-5299				
<b>S60 II</b> 								
1.5 T3	112/152	03/15->	VEN	BS-5125	∅ wheel 16` in	SOL	BS-5844	
2.0 D2	88/120	03/15->	VEN	BS-5125	∅ wheel 16` in	SOL	BS-5844	
2.0 D3	110/150	03/15->	VEN	BS-5125	∅ wheel 16` in	SOL	BS-5844	
2.0 D4	140/190	03/15->	VEN	BS-5125	∅ wheel 16` in	SOL	BS-5844	
2.0 D5	165/224	03/15->	VEN	BS-5125	∅ wheel 16` in	SOL	BS-5844	
2.0 T	149/203	04/10->	VEN	BS-5125	∅ wheel 16` in	VEN	BS-5264	
						SOL	BS-5844	
2.0 T	132/180	12/13->	VEN	BS-5125	∅ wheel 16` in	SOL	BS-5844	
2.0 T3	112/152	03/15->	VEN	BS-5125	∅ wheel 16` in	SOL	BS-5844	
2.0 T4	140/190	05/15->	VEN	BS-5125	∅ wheel 16` in	SOL	BS-5844	
2.4 D4 AWD	140/190	03/15->	VEN	BS-5125	∅ wheel 16` in	SOL	BS-5844	
2.5 T5	186/253	09/11->	VEN	BS-5125	->ch.103486; ∅ wheel 16` in	SOL	BS-5844	
3.0 T AWD	258/351	05/14->	VEN	BS-5125	∅ wheel 16` in	SOL	BS-5844	
D3	120/163	04/10->04/12	VEN	BS-5125	∅ wheel 16` in	VEN	BS-5264	
						SOL	BS-5844	
D3	100/136	05/12->	VEN	BS-5125	∅ wheel 16` in	VEN	BS-5264	
						SOL	BS-5844	










	kw/HP		Type			Type		
D4	120/163	05/12->	VEN	BS-5125	Ø wheel 16` in	VEN	BS-5264	
						SOL	BS-5844	
D4	133/181	09/13->	VEN	BS-5125	Ø wheel 16` in	VEN	BS-5264	
						SOL	BS-5844	
D5	151/205	04/10->	VEN	BS-5125	Ø wheel 16` in	VEN	BS-5264	
						SOL	BS-5844	
D5	169/230	04/14->	VEN	BS-5125	Ø wheel 16` in	SOL	BS-5844	
D5	158/215	06/11->	VEN	BS-5125	Ø wheel 16` in	VEN	BS-5264	
						SOL	BS-5844	
D5 AWD	151/205	04/10->	VEN	BS-5125	Ø wheel 16` in	VEN	BS-5264	
						SOL	BS-5844	
D5 AWD	169/230	04/14->	VEN	BS-5125	Ø wheel 16` in	SOL	BS-5844	
D5 AWD	158/215	06/11->	VEN	BS-5125	Ø wheel 16` in	VEN	BS-5264	
						SOL	BS-5844	
DRIVE / D2	84/114	01/11->	VEN	BS-5125	Ø wheel 16` in	VEN	BS-5264	
						SOL	BS-5844	
T3	110/150	04/10->	VEN	BS-5125	Ø wheel 16` in	VEN	BS-5264	
						SOL	BS-5844	
T4	132/180	04/10->	VEN	BS-5125	Ø wheel 16` in	VEN	BS-5264	
						SOL	BS-5844	
T4F	132/180	04/11->	VEN	BS-5125	Ø wheel 16` in	VEN	BS-5264	
						SOL	BS-5844	
T5	177/240	04/10->	VEN	BS-5125	Ø wheel 16` in	VEN	BS-5264	
						SOL	BS-5844	
T5	180/245	09/13->	VEN	BS-5125	Ø wheel 16` in	VEN	BS-5264	
						SOL	BS-5844	
T6	225/306	09/13->	VEN	BS-5125	Ø wheel 16` in	VEN	BS-5264	
						SOL	BS-5844	
T6 AWD	224/304	04/10->				VEN	BS-5264	
						SOL	BS-5844	
T6 AWD	242/329	04/14->				SOL	BS-5844	
<b>S70 (LS)</b> 								
2.0	93/126	01/97->11/00	VEN	BS-5123	Ø wheel 15` in			
2.0	105/143	01/97->11/00	VEN	BS-5123	Ø wheel 15` in			
2.0	132/180	01/97->11/00	VEN	BS-5123				
2.0	120/163	01/97->11/00	VEN	BS-5270		SOL	BS-5298	
2.0 Turbo	155/210	01/97->11/00	VEN	BS-5123				
2.0 Turbo	166/226	01/97->11/00	VEN	BS-5123	Ø wheel 15` in			

	<b>kW/HP</b>		<b>Type</b>			<b>Type</b>		
2.3 T-5	176/239	01/97->11/00	VEN	BS-5123	->09/98; Ø wheel 15` in			
2.4	125/170	01/97->11/00	VEN	BS-5123				
2.4	103/140	08/99->11/00	VEN	BS-5123				
2.4 AWD	103/140	04/99->09/00	VEN	BS-5123				
2.4 AWD	125/170	04/99->09/00	VEN	BS-5123				
2.4 AWD	106/144	11/96->05/99	VEN	BS-5123	Ø wheel 15` in			
2.4 T5 AWD	142/193	11/96->04/99	VEN	BS-5123				
2.4 Turbo	142/193	01/97->11/00	VEN	BS-5123				
2.5	106/144	01/97->11/00	VEN	BS-5123	Ø wheel 15` in			
2.5 Bifuel	103/140	07/99->11/00	VEN	BS-5123				
2.5 Bifuel	106/144	10/98->11/00	VEN	BS-5123				
<b>S80 I (TS, XY) </b>								
2.0	120/163	06/98->07/06	VEN	BS-5270	11/98->; ->09/02; Ø wheel 15` in	SOL	BS-5298	11/98->; ->09/02; Ø wheel 15` in
			VEN	BS-5299	11/98->; ->08/05; Ø wheel 16` in			
2.0 T	166/226	06/98->07/06	VEN	BS-5299		SOL	BS-5298	
2.0 T	132/180	12/99->07/06	VEN	BS-5299	->08/05; Ø wheel 16` in	SOL	BS-5298	->08/05; Ø wheel 16` in
2.4	103/140	01/99->07/06	VEN	BS-5270	Ø wheel 15` in	SOL	BS-5298	Ø wheel 17` in
			VEN	BS-5299	Ø wheel 16` in			
2.4	125/170	01/99->07/06	VEN	BS-5270	Ø wheel 15` in	SOL	BS-5298	Ø wheel 17` in
			VEN	BS-5299	Ø wheel 16` in			
2.4 Bifuel (CNG)	103/140	09/01->07/06	VEN	BS-5270	Ø wheel 15` in	SOL	BS-5298	Ø wheel 17` in
			VEN	BS-5299	Ø wheel 16` in			
2.4 Bifuel (LPG)	103/140	09/01->07/06	VEN	BS-5270	Ø wheel 15` in	SOL	BS-5298	
			VEN	BS-5299	Ø wheel 16` in			
2.4 D	96/131	10/01->07/06	VEN	BS-5270	Ø wheel 15` in	SOL	BS-5298	Ø wheel 17` in
			VEN	BS-5299	Ø wheel 16` in			
2.4 D5	120/163	08/01->07/06	VEN	BS-5270	Ø wheel 15` in	SOL	BS-5298	Ø wheel 16` in
			VEN	BS-5299	Ø wheel 16` in			
2.4 T	147/200	06/00->07/06	VEN	BS-5270	->09/03; Ø wheel 15` in	SOL	BS-5298	->09/03; Ø wheel 16` in
			VEN	BS-5299	->09/03; Ø wheel 16` in			
2.4 T5 AWD	147/200	04/00->09/03	VEN	BS-5270	Ø wheel 15` in	SOL	BS-5298	
			VEN	BS-5299	Ø wheel 16` in			
2.5 T	154/210	03/03->07/06	VEN	BS-5299		SOL	BS-5298	
2.5 T AWD	154/210	07/03->07/06	VEN	BS-5299	Ø wheel 16` in	SOL	BS-5298	Ø wheel 16` in
2.5 TDI	103/140	01/99->07/06	VEN	BS-5270	Ø wheel 15` in	SOL	BS-5298	
			VEN	BS-5299	Ø wheel 16` in			
2.8 T6	200/272	05/98->07/06	VEN	BS-5299	->10/03; Ø wheel 16` in	SOL	BS-5298	->10/03; Ø wheel 16` in
2.9	147/200	03/99->07/06	VEN	BS-5299	->10/01; Ø wheel 16` in	SOL	BS-5298	->10/01; Ø wheel 16` in

	kW/HP		Type			Type			
2.9	150/204	05/98->07/06	VEN	BS-5299	->10/01; Ø wheel 16` in	SOL	BS-5298	->10/01; Ø wheel 16` in	
3.0	144/196	06/01->07/06	VEN	BS-5299	10/01->; ->06/04; Ø wheel 16` in	SOL	BS-5298	10/01->; ->06/04; Ø wheel 17` in	
3.0 T6	200/272	06/01->07/06	VEN	BS-5299	10/01->; Ø wheel 16` in	SOL	BS-5298	10/01->; Ø wheel 17` in	
<b>S80 II (AS)</b> 									
1.6 D DRIVe	80/109	01/10->	VEN	BS-5125	Ø wheel 16` in	VEN	BS-5264		
			SOL	BS-5263	Ø wheel 17 in	SOL	BS-5844		
1.6 DRIVe	84/114	06/11->	VEN	BS-5125	Ø wheel 16` in	VEN	BS-5264		
			SOL			SOL	BS-5844		
2.0	107/146	01/08->	VEN	BS-5125	Ø wheel 16` in	VEN	BS-5264		
			SOL	BS-5263		SOL	BS-5844	+ elec. handbrake	
2.0 Drive- E	180/245	12/14->	VEN	BS-5125	Ø wheel 16` in	SOL	BS-5844		
2.0 FlexFuel	107/146	01/08->	VEN	BS-5125	Ø wheel 16` in	VEN	BS-5264		
			SOL	BS-5263	Ø wheel 17 in	SOL	BS-5844	+ elec. handbrake	
2.0 T	149/203	01/10->	VEN	BS-5125	Ø wheel 16` in	VEN	BS-5264		
			SOL	BS-5263	Ø wheel 17 in	SOL	BS-5844		
2.0 TDi	100/136	02/08->	VEN	BS-5125	Ø wheel 16` in	VEN	BS-5264		
			SOL	BS-5263		SOL	BS-5844	+ elec. handbrake	
2.4 D	129/175	01/10->	VEN	BS-5125	Ø wheel 16` in	VEN	BS-5264		
			SOL	BS-5263	Ø wheel 17 in	SOL	BS-5844		
2.4 D	120/163	03/06->	VEN	BS-5125	Ø wheel 16` in	VEN	BS-5264		
			SOL	BS-5263	Ø wheel 17 in	SOL	BS-5844	+ elec. handbrake	
2.5 T	170/231	01/10->	VEN	BS-5125	Ø wheel 16` in	VEN	BS-5264		
			SOL	BS-5263	Ø wheel 17 in	SOL	BS-5844		
2.5 T	187/254	01/12->	VEN	BS-5125	Ø wheel 16` in	SOL	BS-5844		
2.5 T	147/200	03/06->	VEN	BS-5125	Ø wheel 16` in	VEN	BS-5264		
			SOL	BS-5263	Ø wheel 17 in	SOL	BS-5844	+ elec. handbrake	
2.5 T	183/249	09/12->	VEN	BS-5125	Ø wheel 16` in	SOL	BS-5844		
2.5 T FlexFuel	170/231	01/10->	VEN	BS-5125	Ø wheel 16` in	VEN	BS-5264		
			SOL	BS-5263	Ø wheel 17 in	SOL	BS-5844		
2.5 T FlexFuel	147/200	05/08->	VEN	BS-5125	Ø wheel 16` in	VEN	BS-5264		
			SOL	BS-5263	Ø wheel 17 in	SOL	BS-5844	+ elec. handbrake	
3.2	179/243	01/10->	VEN	BS-5125	Ø wheel 16` in	VEN	BS-5264		
			SOL			SOL	BS-5844		
3.2	175/238	03/06->	VEN	BS-5125	Ø wheel 16` in	VEN	BS-5264		
			SOL	BS-5263	Ø wheel 17 in	SOL	BS-5844	+ elec. handbrake	
3.2 AWD	175/238	01/07->	VEN	BS-5125	Ø wheel 16` in	VEN	BS-5264		
			SOL	BS-5263	Ø wheel 17 in	SOL	BS-5844	+ elec. handbrake	

	kW/HP		Type			Type		
3.2 AWD	179/243	01/10->	VEN	BS-5125	Ø wheel 16` in	VEN	BS-5264	
			SOL			SOL	BS-5844	
4.4 V8 AWD	232/316	03/06->	VEN	BS-5125	Ø wheel 16` in	VEN	BS-5264	
			SOL	BS-5263	Ø wheel 17 in	SOL	BS-5844	+ elec. handbrake
D3 / D4	120/163	01/10->	VEN	BS-5125	Ø wheel 16` in	VEN	BS-5264	
			SOL			SOL	BS-5844	
D4	133/181	09/13->	VEN	BS-5125	Ø wheel 16` in	VEN	BS-5264	
			SOL			SOL	BS-5844	
D5	151/205	01/10->	VEN	BS-5125	Ø wheel 16` in	VEN	BS-5264	
			SOL	BS-5263	Ø wheel 17 in	SOL	BS-5844	
D5	136/185	03/06->	VEN	BS-5125	Ø wheel 16` in	VEN	BS-5264	
			SOL	BS-5263	Ø wheel 17 in	SOL	BS-5844	+ elec. handbrake
D5	158/215	06/11->	VEN	BS-5125	Ø wheel 16` in	VEN	BS-5264	
			SOL			SOL	BS-5844	
D5 AWD	136/185	01/07->	VEN	BS-5125	Ø wheel 16` in	VEN	BS-5264	
			SOL	BS-5263		SOL	BS-5844	+ elec. handbrake
D5 AWD	151/205	01/10->	VEN	BS-5125	Ø wheel 16` in	VEN	BS-5264	
			SOL	BS-5263	Ø wheel 17 in	SOL	BS-5844	
D5 AWD	158/215	06/11->	VEN	BS-5125	Ø wheel 16` in	VEN	BS-5264	
			SOL			SOL	BS-5844	
T4	132/180	10/10->	VEN	BS-5125	Ø wheel 16` in	VEN	BS-5264	
			SOL			SOL	BS-5844	
T4F	132/180	05/11->	VEN	BS-5125	Ø wheel 16` in	VEN	BS-5264	
			SOL			SOL	BS-5844	
T5	180/245	09/13->	VEN	BS-5125	Ø wheel 16` in	VEN	BS-5264	
			SOL			SOL	BS-5844	
T5	177/241	10/10->	VEN	BS-5125	Ø wheel 16` in	VEN	BS-5264	
			SOL			SOL	BS-5844	
T6 AWD	210/286	01/07->	VEN	BS-5125	Ø wheel 16` in	VEN	BS-5264	
			SOL	BS-5263	Ø wheel 17 in	SOL	BS-5844	+ elec. handbrake
T6 AWD	224/305	10/10->	VEN	BS-5125	Ø wheel 16` in	VEN	BS-5264	
			SOL			SOL	BS-5844	
<b>S90</b> 								
2.9	132/180	01/97->05/98	VEN	BS-5123				
2.9	150/204	01/97->05/98	SOL	BS-5120				
			VEN	BS-5123				
<b>V40 Estate (VW)</b> 								
1.6	80/109	03/99->06/04	VEN	BS-5226			SOL	BS-5225

	kw/HP		Type			Type		
1.6	77/105	12/95->08/99	VEN	BS-5133	->12/97	SOL	BS-5225	
			VEN	BS-5226	01/98->			
1.8	90/122	03/99->06/04	VEN	BS-5226		SOL	BS-5225	
1.8	85/115	07/95->08/99	VEN	BS-5133	->12/97	SOL	BS-5225	
			VEN	BS-5226	01/98->			
1.8 i	92/125	03/98->06/04	VEN	BS-5226	10/99->; ->08/02	SOL	BS-5225	10/99->; ->08/02
1.8 i	90/122	06/01->06/04	VEN	BS-5226	->08/02	SOL	BS-5225	->08/02
1.9 DI	70/95	03/99->07/00	VEN	BS-5226		SOL	BS-5225	
1.9 DI	75/102	07/00->06/04	VEN	BS-5226		SOL	BS-5225	
1.9 DI	85/115	07/00->06/04	VEN	BS-5226		SOL	BS-5225	
1.9 T4	147/200	05/97->07/00	VEN	BS-5133	->12/97	SOL	BS-5225	
			VEN	BS-5226	01/98->			
1.9 TD	66/90	07/95->08/99	VEN	BS-5133	->12/97	SOL	BS-5225	
			VEN	BS-5226	01/98->			
2.0	100/136	07/95->06/04	VEN	BS-5133	->12/96	SOL	BS-5225	
			VEN	BS-5226	01/97->			
2.0	103/140	07/95->08/99	VEN	BS-5133	->12/97	SOL	BS-5225	
			VEN	BS-5226	01/98->			
2.0 T	120/163	06/01->06/04	VEN	BS-5226		SOL	BS-5225	
2.0 T	121/165	07/99->06/04	VEN	BS-5226		SOL	BS-5225	
2.0 T	118/160	10/97->07/00	VEN	BS-5226		SOL	BS-5225	
2.0 T4	147/200	07/00->06/04	VEN	BS-5226		SOL	BS-5225	
<b>V40 Hatchback</b> 								
D2	88/120	02/15->	VEN	BS-5006	Ø wheel 16` in; ch.150532->			
D3	110/150	04/15->	VEN	BS-5006	Ø wheel 16` in; ch.150532->			
D4	140/190	05/14->	VEN	BS-5006	Ø wheel 16` in; ch.170000->			
T2	90/122	02/15->	VEN	BS-5006	ch.150532->; Ø wheel 16` in			
T2	90/122	02/15->	VEN	BS-5006	ch.150532->; Ø wheel 16` in			
T3	112/152	02/15->	VEN	BS-5006	Ø wheel 16` in; ch.150532->			
T3	112/152	02/15->	VEN	BS-5006	ch.150532->; Ø wheel 16` in			
T4	140/190	08/15->	VEN	BS-5006	Ø wheel 16` in			
T4 AWD	140/190	05/14->	VEN	BS-5006	Ø wheel 16` in			
T5	183/249	01/14->	VEN	BS-5006	Ø wheel 16` in; ch.150532->			
T5	157/214	03/13->	VEN	BS-5006	Ø wheel 16` in; ch.150532->			
T5	180/245	05/14->	VEN	BS-5006	Ø wheel 16` in; ch.170000->			
T5 AWD	180/245	05/14->	VEN	BS-5006	Ø wheel 16` in			



kW/HP



Type

















Type










## V50 (MW)








1.6	74/101	01/05->	VEN	BS-5005	Ø wheel 15` in; ->ch.373966	SOL	BS-5265
			VEN	BS-5006	Ø wheel 16` in		
1.6 D	81/110	01/05->	VEN	BS-5005	Ø wheel 15` in; ->ch.373966	SOL	BS-5265
			VEN	BS-5006	Ø wheel 16` in		
1.6 D2	84/114	01/10->	VEN	BS-5005	Ø wheel 15` in; ->ch.373966	SOL	BS-5265
			VEN	BS-5006	Ø wheel 16` in		
1.8	92/125	04/04->	VEN	BS-5005	Ø wheel 15` in; ->ch.373966	SOL	BS-5265
			VEN	BS-5006	Ø wheel 16` in		
1.8 FlexFuel	92/125	01/05->	VEN	BS-5005	Ø wheel 15` in; ->ch.373966	SOL	BS-5265
			VEN	BS-5006	Ø wheel 16` in		
2.0	107/146	10/06->	VEN	BS-5005	Ø wheel 15` in	SOL	BS-5265
			VEN	BS-5006	Ø wheel 16` in		
2.0 D	100/136	04/04->	VEN	BS-5005	Ø wheel 15` in; ->ch.373966	SOL	BS-5265
			VEN	BS-5006	Ø wheel 16` in		
2.0 FlexFuel	107/146	01/10->	VEN	BS-5005	Ø wheel 15` in; ->ch.373966	SOL	BS-5265
			VEN	BS-5006	Ø wheel 16` in		
2.4	103/140	04/04->	VEN	BS-5005	Ø wheel 15` in; ->ch.373966	SOL	BS-5265
			VEN	BS-5006	Ø wheel 16` in		
2.4	125/170	04/04->	VEN	BS-5005	Ø wheel 15` in; ->ch.373966	SOL	BS-5265
			VEN	BS-5006	Ø wheel 16` in		
2.4 D5	132/179	03/06->	VEN	BS-5005	Ø wheel 15` in; ->ch.373966	SOL	BS-5265
			VEN	BS-5006	Ø wheel 16` in		
2.4 Tdi	120/163	05/07->	VEN	BS-5005	Ø wheel 15` in; ->ch.373966	SOL	BS-5265
			VEN	BS-5006	Ø wheel 16` in		
D3	110/150	10/10->	VEN	BS-5005	Ø wheel 15` in; ->ch.373966	SOL	BS-5265
			VEN	BS-5006	Ø wheel 16` in		
D4	130/177	10/10->	VEN	BS-5005	Ø wheel 15` in; ->ch.373966	SOL	BS-5265
			VEN	BS-5006	Ø wheel 16` in		
T5	169/230	03/07->	VEN	BS-5005	Ø wheel 15` in; ->ch.373966	SOL	BS-5265
			VEN	BS-5006	Ø wheel 16` in		
T5	162/220	04/04->	VEN	BS-5005	Ø wheel 15` in	SOL	BS-5265
			VEN	BS-5006	Ø wheel 16` in		
T5 AWD	169/230	03/07->	VEN	BS-5005	Ø wheel 15` in; ->ch.373966	SOL	BS-5265
			VEN	BS-5006	Ø wheel 16` in		
T5 AWD	162/220	04/04->	VEN	BS-5005	Ø wheel 15` in; ->ch.373966	SOL	BS-5265
			VEN	BS-5006	Ø wheel 16` in		








	<b>kW/HP</b>		<b>Type</b>			<b>Type</b>		
<b>V60</b> 								
1.6 DRIVe	84/114	06/11->	VEN	BS-5125	Ø wheel 16` in		VEN	BS-5264
			SOL	BS-5263	Ø wheel 17 in		SOL	BS-5844
2.0 D2	88/120	03/15->	VEN	BS-5125	Ø wheel 16` in		SOL	BS-5844
2.0 D3	110/150	03/15->	VEN	BS-5125	Ø wheel 16` in; MD V60		SOL	BS-5844
2.0 D4	140/190	03/15->	VEN	BS-5125	Ø wheel 16` in		SOL	BS-5844
2.0 T	149/203	09/10->	VEN	BS-5125	Ø wheel 16` in		VEN	BS-5264
			SOL	BS-5263	Ø wheel 17 in		SOL	BS-5844
2.0 T4	140/190	05/15->	VEN	BS-5125	Ø wheel 16` in		SOL	BS-5844
2.4 D5	158/215	06/11->	VEN	BS-5125	Ø wheel 16` in		VEN	BS-5264
							SOL	BS-5844
2.4 D5 AWD	158/215	06/11->	VEN	BS-5125	Ø wheel 16` in		VEN	BS-5264
							SOL	BS-5844
2.4 D5 Hybrid AWD	120/163	03/15->	VEN	BS-5125	Ø wheel 16` in		SOL	BS-5844
2.4 Hybrid D6 AWD	158/215	06/12->	VEN	BS-5125	Ø wheel 16` in		VEN	BS-5264
							SOL	BS-5844
3.0 T AWD	258/351	05/14->					SOL	BS-5844
D3	100/136	12/12->	VEN	BS-5125	Ø wheel 16` in		VEN	BS-5264
			SOL	BS-5263	Ø wheel 17 in		SOL	BS-5844
D3 / D4	120/163	09/10->	VEN	BS-5125	Ø wheel 16` in		VEN	BS-5264
			SOL	BS-5263	Ø wheel 17 in		SOL	BS-5844
D4	133/181	10/13->	VEN	BS-5125	Ø wheel 16` in; ->ch.54071; ch.54072->		VEN	BS-5264
							SOL	BS-5844
D4 AWD	140/190	03/15->	VEN	BS-5125	Ø wheel 16` in		SOL	BS-5844
D4 AWD	133/181	10/13->	VEN	BS-5125	MD 16` BRAKES		VEN	BS-5264
							SOL	BS-5844
D4 AWD	120/163	12/12->	VEN	BS-5125	Ø wheel 16` in		VEN	BS-5264
			SOL	BS-5263	Ø wheel 17 in		SOL	BS-5844
D5	165/224	03/15->	VEN	BS-5125	Ø wheel 16` in		SOL	BS-5844
D5	169/230	04/14->	VEN	BS-5125	Ø wheel 16` in		SOL	BS-5844
							VEN	BS-5264
D5	151/205	09/10->	SOL	BS-5125	Ø wheel 16` in		SOL	BS-5844
							SOL	BS-5844
D5 AWD	169/230	04/14->	VEN	BS-5125	Ø wheel 16` in		SOL	BS-5844
D5 AWD	151/205	09/10->	VEN	BS-5125	Ø wheel 16` in		VEN	BS-5264
							SOL	BS-5844
D6 Hybrid AWD	162/220	03/15->	VEN	BS-5125	Ø wheel 16` in		SOL	BS-5844
T3	112/152	03/15->	VEN	BS-5125	Ø wheel 16` in		SOL	BS-5844
T3	112/152	03/15->	VEN	BS-5125	Ø wheel 16` in		SOL	BS-5844

	kw/HP		Type			Type			
T3	110/150	09/10->	VEN	BS-5125	Ø wheel 16` in	VEN	BS-5264		
			SOL	BS-5263	Ø wheel 17 in	SOL	BS-5844		
T4	132/180	09/10->	VEN	BS-5125	Ø wheel 16` in	VEN	BS-5264		
			SOL	BS-5263	Ø wheel 17 in	SOL	BS-5844		
T4F	132/180	04/11->	VEN	BS-5125	Ø wheel 16` in	VEN	BS-5264		
			SOL	BS-5263	Ø wheel 17 in	SOL	BS-5844		
T5	157/214	04/14->	VEN	BS-5125	Ø wheel 16` in	SOL	BS-5844		
T5	177/241	09/10->	VEN	BS-5125	Ø wheel 16` in	VEN	BS-5264		
			SOL	BS-5263	Ø wheel 17 in	SOL	BS-5844		
T5	180/245	10/13->	VEN	BS-5125	Ø wheel 16` in; ->ch.54071; ch.54072->	VEN	BS-5264		
			SOL			SOL	BS-5844		
T6	225/306	10/13->	VEN	BS-5125	Ø wheel 16` in; ->ch.54071; ch.54072->	SOL	BS-5844		
T6 AWD	242/329	04/14->	VEN	BS-5125	Ø wheel 16` in				
T6 AWD	224/305	09/10->	VEN	BS-5125	Ø wheel 16` in	VEN	BS-5264		
			SOL	BS-5263	Ø wheel 17 in	SOL	BS-5844		
T6 AWD	225/306	10/13->	VEN	BS-5125	Ø wheel 16` in	SOL	BS-5844		
<b>V70 I (LV) </b>									
2.0	93/126	01/97->03/00	VEN	BS-5123	->09/99; Ø wheel 15` in				
			VEN	BS-5270	10/99->; Ø wheel 15` in	SOL	BS-5298	10/99->; Ø wheel 16` in	
			VEN	BS-5299	10/99->; Ø wheel 16` in				
2.0	105/143	01/97->03/00	VEN	BS-5123					
2.0	132/180	01/97->03/00	VEN	BS-5123	->09/99; Ø wheel 15` in	SOL	BS-5298	10/99->; Ø wheel 16` in	
			VEN	BS-5299	10/99->; Ø wheel 16` in				
2.0	120/163	01/97->03/00	VEN	BS-5123					
2.0 Turbo	155/211	01/97->03/00	VEN	BS-5123					
2.0 Turbo	166/226	01/97->03/00	VEN	BS-5270	10/99->	SOL	BS-5298		
2.0 Turbo AWD	166/226	01/97->03/00	VEN	BS-5270	10/99->	SOL	BS-5298	10/99->	
			VEN	BS-5123					
2.3 T-5	176/239	01/97->03/00	VEN	BS-5123					
			VEN	BS-5270	Ø wheel 15` in				
2.3 T-5 AWD	176/239	01/97->03/00	VEN	BS-5123					
2.3 Turbo	184/250	01/97->03/00	VEN	BS-5299	10/99->	SOL	BS-5298	10/99->	
2.4	125/170	01/97->05/00	VEN	BS-5123	->09/99; Ø wheel 15` in	SOL	BS-5298	04/99->; Ø wheel 15` in	
			VEN	BS-5270	04/99->; Ø wheel 15` in				
			VEN	BS-5123	->09/99; Ø wheel 15` in				
2.4	103/140	08/99->05/00	VEN	BS-5270	03/00->; Ø wheel 15` in	SOL	BS-5298	10/99->; Ø wheel 16` in	
			VEN	BS-5299	03/00->; Ø wheel 16` in				
2.4 AWD	121/165	10/98->05/99	VEN	BS-5123	Ø wheel 15` in				



	<b>kW/HP</b>		<b>Type</b>			<b>Type</b>			
2.4 Bifuel	103/140	08/99->03/00	VEN	BS-5123	->09/99	SOL	BS-5298	10/99->	
			VEN	BS-5270	10/99->				
2.4 Turbo	142/193	01/97->03/00	VEN	BS-5123	->09/99				
2.5	106/144	01/97->03/00	VEN	BS-5123	->09/98				
2.5	121/165	06/98->03/00	VEN	BS-5123	->09/99; Ø wheel 15` in	SOL	BS-5298	04/99->; Ø wheel 15` in	
			VEN	BS-5270	04/99->; Ø wheel 15` in				
2.5 AWD	195/265	03/99->03/00	VEN	BS-5270	10/99->; Ø wheel 15` in	SOL	BS-5298	10/99->; Ø wheel 15` in	
			VEN	BS-5299	10/99->; Ø wheel 17` in				
2.5 Bifuel	106/144	10/98->08/99	VEN	BS-5123	Ø wheel 15` in				
			VEN	BS-5123	->09/99; Ø wheel 15` in				
2.5 TDI	103/140	01/97->05/00	VEN	BS-5270	10/99->; Ø wheel 15` in	SOL	BS-5298	10/99->; Ø wheel 16` in	
			VEN	BS-5299	10/99->; Ø wheel 16` in				
2.5 TDi AWD	103/140	11/96->02/00	VEN	BS-5123	->08/98	SOL	BS-5298	10/99->	
2.5 Turbo AWD	142/193	01/97->05/00	VEN	BS-5123	engine P80LV; Ø wheel 15` in	SOL	BS-5298	engine P80SJ	
			VEN	BS-5299	engine P80SJ				
<b>V70 II (SW)</b> 									
2.0 T	132/180	07/01->08/07	VEN	BS-5299	->08/05; Ø wheel 16` in	SOL	BS-5298	->08/05; Ø wheel 16` in	
2.3 T5	184/250	03/00->08/04	VEN	BS-5299	->09/01; Ø wheel 16` in	SOL	BS-5298	Ø wheel 17` in	
2.4	103/140	03/00->08/07	VEN	BS-5270	Ø wheel 15` in	SOL	BS-5298		
			VEN	BS-5299	Ø wheel 16` in				
2.4	125/170	03/00->08/07	VEN	BS-5270	Ø wheel 15` in	SOL	BS-5298		
			VEN	BS-5299	Ø wheel 16` in				
2.4 Bifuel (CNG)	103/140	09/01->08/07	VEN	BS-5270	Ø wheel 15` in	SOL	BS-5298	Ø wheel 16` in	
			VEN	BS-5299	Ø wheel 15` in				
2.4 Bifuel (LPG)	103/140	09/01->08/07	VEN	BS-5270	Ø wheel 15` in	SOL	BS-5298		
			VEN	BS-5299	Ø wheel 16` in				
2.4 D	93/126	05/05->08/07	VEN	BS-5270	->07/07; Ø wheel 15` in	SOL	BS-5298	->07/07	
			VEN	BS-5299	->07/07; Ø wheel 16` in				
2.4 D	96/131	12/01->08/07	VEN	BS-5270	->08/05; Ø wheel 15` in	SOL	BS-5298	->08/05; Ø wheel 16` in	
			VEN	BS-5299	->08/05; Ø wheel 16` in				
2.4 D5	120/163	08/01->08/07	VEN	BS-5270	Ø wheel 15` in; ->07/07	SOL	BS-5298	->07/07	
			VEN	BS-5299	Ø wheel 16` in; ->07/07				
2.4 D5	136/185	12/05->08/07	VEN	BS-5270	Ø wheel 15` in	SOL	BS-5298		
			VEN	BS-5299	Ø wheel 16` in				
2.4 D5 AWD	120/163	03/03->08/07	VEN	BS-5270	Ø wheel 15` in	SOL	BS-5298		
			VEN	BS-5299	Ø wheel 16` in				

	kw/HP		Type			Type		
2.4 D5 AWD	136/185	12/05->08/07	VEN	BS-5270	∅ wheel 15` in	SOL	BS-5298	
			VEN	BS-5299	∅ wheel 16` in			
2.4 T	147/200	03/00->08/03	VEN	BS-5299	∅ wheel 16` in	SOL	BS-5298	∅ wheel 16` in
2.4 T AWD	147/200	09/01->08/02	VEN	BS-5299	∅ wheel 16` in	SOL	BS-5298	∅ wheel 16` in
2.4 T5	191/260	04/04->08/07	VEN	BS-5299	∅ wheel 16` in	SOL	BS-5298	∅ wheel 17` in
2.5 T	154/209	04/04->08/07	VEN	BS-5299	∅ wheel 16` in	SOL	BS-5298	
2.5 T AWD	154/209	09/02->08/07	VEN	BS-5299	∅ wheel 16` in	SOL	BS-5298	
2.5 TDI	103/140	03/00->08/07	VEN	BS-5270	->03/02; ∅ wheel 15` in	SOL	BS-5298	->03/02; ∅ wheel 16` in
			VEN	BS-5299	->03/02; ∅ wheel 16` in			
<b>V70 III (BW)</b> 								
1.6 D	80/109	01/10->	VEN	BS-5125	∅ wheel 16` in	VEN	BS-5264	
			SOL			SOL	BS-5844	
1.6 DRIVe / D2	84/114	06/11->	VEN	BS-5125	∅ wheel 16` in	VEN	BS-5264	
			SOL			SOL	BS-5844	
1.6 T4F	132/180	01/11->	VEN	BS-5125	∅ wheel 16` in	VEN	BS-5264	
			SOL			SOL	BS-5844	
2.0	107/145	10/07->	VEN	BS-5125	∅ wheel 16` in	VEN	BS-5264	
			SOL			SOL	BS-5844	
2.0 D	100/136	10/07->	VEN	BS-5125	∅ wheel 16` in	VEN	BS-5264	
			SOL			SOL	BS-5844	
2.0 FlexiFuel	107/146	01/08->	VEN	BS-5125	->ch.53945; ∅ wheel 16` in	VEN	BS-5264	
			SOL			SOL	BS-5844	
2.0 T	149/203	01/10->	VEN	BS-5125	∅ wheel 16` in	VEN	BS-5264	
			SOL			SOL	BS-5844	
2.4 D	120/163	08/07->	VEN	BS-5125	∅ wheel 16` in	VEN	BS-5264	
			SOL			SOL	BS-5844	
2.4 D	129/175	10/09->	VEN	BS-5125	∅ wheel 16` in	VEN	BS-5264	
			SOL	BS-5263		SOL	BS-5844	
2.5 T	170/231	01/10->	VEN	BS-5125	∅ wheel 16` in	VEN	BS-5264	
			SOL			SOL	BS-5844	
2.5 T	147/200	08/07->	VEN	BS-5125	∅ wheel 16` in	VEN	BS-5264	
			SOL	BS-5263	∅ wheel 17 in	SOL	BS-5844	
2.5 T FlexiFuel	147/200	05/08->	VEN	BS-5125	∅ wheel 16` in	VEN	BS-5264	
			SOL			SOL	BS-5844	
2.5 T FlexiFuel	170/231	10/09->	VEN	BS-5125	∅ wheel 16` in	VEN	BS-5264	
			SOL			SOL	BS-5844	
3.2	179/243	05/11->	VEN	BS-5125	∅ wheel 16` in	SOL	BS-5844	

	kw/HP		Type			Type		
3.2	175/238	08/07->	VEN	BS-5125	Ø wheel 16` in	VEN	BS-5264	
						SOL	BS-5844	
3.2 AWD	179/243	05/11->	VEN	BS-5125	Ø wheel 16` in	SOL	BS-5844	
3.2 AWD	175/238	08/07->	VEN	BS-5125	Ø wheel 16` in	VEN	BS-5264	
						SOL	BS-5844	
D2	88/120	03/15->	VEN	BS-5125	Ø wheel 16` in	SOL	BS-5844	
D3	100/136	03/10->	VEN	BS-5125	Ø wheel 16` in	VEN	BS-5264	
						SOL	BS-5844	
D3	110/150	03/15->	VEN	BS-5125	Ø wheel 16` in	SOL	BS-5844	
D4	133/181	10/13->	VEN	BS-5125	MD 16` BRAKES	VEN	BS-5264	
D4 AWD	120/163	01/13->	VEN	BS-5125	Ø wheel 16` in	VEN	BS-5264	
						SOL	BS-5844	
D4 AWD	133/181	10/13->	VEN	BS-5125	MD 16` BRAKES	VEN	BS-5264	
						SOL	BS-5844	
D5	158/215	06/11->	VEN	BS-5125	Ø wheel 16` in	VEN	BS-5264	
						SOL	BS-5844	
D5	136/185	08/07->	VEN	BS-5125	Ø wheel 16` in	VEN	BS-5264	
			SOL	BS-5263		SOL	BS-5844	
D5	151/205	12/09->	VEN	BS-5125	Ø wheel 16` in	VEN	BS-5264	
			SOL	BS-5263		SOL	BS-5844	
D5 AWD	158/215	06/11->	VEN	BS-5125	Ø wheel 16` in	VEN	BS-5264	
						SOL	BS-5844	
D5 AWD	136/185	10/07->	VEN	BS-5125	Ø wheel 16` in	VEN	BS-5264	
						SOL	BS-5844	
D5 AWD	151/205	12/09->	VEN	BS-5125	Ø wheel 16` in; ->ch.226037	VEN	BS-5264	
			SOL	BS-5263		SOL	BS-5844	
T4	140/190	03/15->	VEN	BS-5125	Ø wheel 16` in	SOL	BS-5844	
T4	132/180	10/10->	VEN	BS-5125	Ø wheel 16` in	VEN	BS-5264	
						SOL	BS-5844	
T5	177/241	01/10->	VEN	BS-5125	Ø wheel 16` in	VEN	BS-5264	
						SOL	BS-5844	
T5	180/245	10/13->	VEN	BS-5125	MD 16` BRAKES	VEN	BS-5264	
T6 AWD	224/305	04/11->	VEN	BS-5125	Ø wheel 16` in; ->ch.226037	VEN	BS-5264	
						SOL	BS-5844	
T6 AWD	210/286	08/07->	VEN	BS-5125	Ø wheel 16` in	VEN	BS-5264	
						SOL	BS-5844	
<b>V90 Estate</b> 								
2.9	132/180	01/97->12/98	VEN	BS-5123				









2.9	150/204	01/97->12/98	SOL	BS-5120			
			VEN	BS-5123			




### XC60

2.0 T	149/203	03/10->	VEN	BS-5832		VEN	BS-5883	
2.4 D	129/175	07/09->	VEN	BS-5832		VEN	BS-5883	
2.4 D / D3 / D4 AWD	120/163	05/08->	VEN	BS-5832		VEN	BS-5883	
3.2 AWD	179/243	03/10->	VEN	BS-5832		VEN	BS-5883	
3.2 AWD	175/238	07/09->	VEN	BS-5832		VEN	BS-5883	
D3	110/150	03/15->				VEN	BS-5883	Vehicle Production Country
D3	100/136	04/12->	VEN	BS-5832		VEN	BS-5883	
D3 / D4	120/163	03/10->	VEN	BS-5832		VEN	BS-5883	
D4	140/190	03/15->				VEN	BS-5883	Vehicle Production Country
D4	133/181	10/13->	VEN	BS-5832		VEN	BS-5883	
D4 AWD	140/190	03/15->				VEN	BS-5883	Vehicle Production Country
D4 AWD	133/181	10/13->	VEN	BS-5832		VEN	BS-5883	
D5	158/215	06/11->	VEN	BS-5832		VEN	BS-5883	
D5 AWD	162/220	03/15->				VEN	BS-5883	Vehicle Production Country
D5 AWD	169/230	04/14->				VEN	BS-5883	
D5 AWD	136/185	05/08->	VEN	BS-5832		VEN	BS-5883	
D5 AWD	158/215	06/11->	VEN	BS-5832		VEN	BS-5883	
D5 AWD	151/205	07/09->06/11	VEN	BS-5832		VEN	BS-5883	
T5	177/241	09/10->	VEN	BS-5832		VEN	BS-5883	
T5	180/245	10/13->				VEN	BS-5883	
T5 AWD	187/254	04/14->				VEN	BS-5883	
T6	225/306	10/13->				VEN	BS-5883	
T6 AWD	224/304	03/10->	VEN	BS-5832		VEN	BS-5883	
T6 AWD	242/329	04/14->				VEN	BS-5883	
T6 AWD	210/286	05/08->	VEN	BS-5832		VEN	BS-5883	
T6 AWD	225/306	10/13->				VEN	BS-5883	Vehicle Production Country

### XC70 CROSS COUNTRY

2.4 D5 AWD	136/185	12/05->08/07	VEN	BS-5125	08/07->; MD XC70; MD XC70 Cross Country; Ø wheel 16` in			
			VEN	BS-5270	->07/07; MD XC70; MD XC70 Cross Country; Ø wheel 15` in	SOL	BS-5298	->07/07; MD XC70; MD XC70 Cross Country
			VEN	BS-5299	->07/07; MD XC70; MD XC70 Cross Country; Ø wheel 16` in			
2.4 D5 XC AWD	120/163	09/02->08/07	VEN	BS-5270	Ø wheel 15` in			
			VEN	BS-5299	Ø wheel 16` in	SOL	BS-5298	
2.4 T XC AWD	147/200	03/00->09/02	VEN	BS-5270	Ø wheel 15` in			
			VEN	BS-5299	Ø wheel 16` in	SOL	BS-5298	
2.4 T XC AWD	142/193	11/97->09/02	VEN	BS-5123	Ø wheel 15` in			

	kW/HP		Type			Type		
2.5 T XC AWD	154/209	09/02->08/07	VEN	BS-5270	Ø wheel 15` in	SOL	BS-5298	
			VEN	BS-5299	Ø wheel 16` in			
<b>XC70 II</b> 								
2.4 D	129/175	01/10->	VEN	BS-5125	Ø wheel 16` in	VEN	BS-5264	
			SOL	BS-5263	Ø wheel 17` in	SOL	BS-5844	
2.4 D / D4 AWD	120/163	08/07->	VEN	BS-5125	Ø wheel 16` in	VEN	BS-5264	
						SOL	BS-5844	
3.2 AWD	179/243	08/07->	VEN	BS-5125	Ø wheel 16` in	SOL	BS-5844	
3.2 AWD	175/238	08/07->				VEN	BS-5264	
						SOL	BS-5844	
D3	120/163	08/11->	VEN	BS-5125	Ø wheel 16` in	VEN	BS-5264	
						SOL	BS-5844	
D3 AWD	120/163	08/11->	VEN	BS-5125	Ø wheel 16` in	SOL	BS-5844	
D4	133/181	10/13->				VEN	BS-5264	
						SOL	BS-5844	
D4 AWD	133/181	10/13->	VEN	BS-5125	MD 16` BRAKES	VEN	BS-5264	
						SOL	BS-5844	
D5 AWD	162/220	03/15->	VEN	BS-5125	Ø wheel 16` in	SOL	BS-5844	
D5 AWD	158/215	06/11->				VEN	BS-5264	
						SOL	BS-5844	
D5 AWD	136/185	08/07->				VEN	BS-5264	
						SOL	BS-5844	
D5 AWD	151/205	12/09->				VEN	BS-5264	
						SOL	BS-5844	
T5	180/245	10/13->				VEN	BS-5264	
						SOL	BS-5844	
T5 AWD	187/254	08/15->	VEN	BS-5125	Ø wheel 16` in	SOL	BS-5844	
T6 AWD	210/286	01/08->				VEN	BS-5264	
						SOL	BS-5844	
T6 AWD	224/304	01/10->				VEN	BS-5264	
						SOL	BS-5844	
<b>XC90 I</b> 								
2.5 T	154/209	10/02->	VEN	BS-5302	Ø wheel 17` in	VEN	BS-5303	
3.2 AWD	179/243	04/10->	VEN	BS-5302	Ø wheel 17` in	VEN	BS-5303	
3.2 AWD	175/238	05/06->				VEN	BS-5303	

	kw/HP		Type			Type		
D3 / D5	120/163	04/09->	VEN	BS-5302	Ø wheel 17` in	VEN	BS-5303	
			VEN	BS-5429	Ø wheel 16` in			
D5	147/200	01/11->	VEN	BS-5302	Ø wheel 17` in	VEN	BS-5303	
			VEN	BS-5429	Ø wheel 16` in			
D5	136/185	05/06->	VEN	BS-5302	Ø wheel 17` in	VEN	BS-5303	
			VEN	BS-5429	Ø wheel 16` in			
D5	120/163	10/02->	VEN	BS-5302	Ø wheel 17` in	VEN	BS-5303	
			VEN	BS-5429	Ø wheel 16` in			
T6	200/272	10/02->	VEN	BS-5302	Ø wheel 17` in	VEN	BS-5303	Ø wheel 17` in
			VEN	BS-5429	Ø wheel 16` in			
V8	232/315	01/05->	VEN	BS-5302	Ø wheel 17` in	VEN	BS-5303	
			VEN	BS-5429	Ø wheel 16` in			

## VW

### AMAROK (2H\_, S1B)








2.0 BiTDI	120/163	09/10->	VEN	BS-5855			
2.0 BiTDI 4motion	120/163	09/10->	VEN	BS-5855			
2.0 BiTDI 4motion	132/180	11/11->	VEN	BS-5855			
2.0 TDI	103/140	07/12->	VEN	BS-5855			
2.0 TDI	90/122	09/10->	VEN	BS-5855			
2.0 TDI 4motion	103/140	06/12->	VEN	BS-5855			
2.0 TDI 4motion	90/122	09/10->	VEN	BS-5855			
2.0 TSI	118/160	12/10->	VEN	BS-5855			








### AMAROK Platform/Chassis (S1B)

2.0 TDI 4motion	103/140	09/11->	VEN	BS-5855			
-----------------	---------	---------	-----	---------	--	--	--








### BEETLE (5C1)








1.2 TSI	77/105	07/11->	VEN	BS-5016	PR 1ZA; PR 1ZB; PR 1LV; PR 1ZD	SOL	BS-5044	PR 1KD; PR 1KU; 01/13->; PR 1KS; PR 1KT
			VEN	BS-5041	PR 1ZQ; PR 1ZM			
			VEN	BS-5043	PR 1ZE; PR 1ZP	SOL	BS-5116	->12/12; PR 1KS; PR 1KT
1.2 TSI 16V	77/105	12/14->	VEN	BS-5016	PR 1ZA; PR 1ZB; PR 1LV; PR 1ZD			
			VEN	BS-5041	PR 1ZQ; PR 1ZM	SOL	BS-5044	PR 1KD; PR 1KU
			VEN	BS-5043	PR 1ZE; PR 1ZP			
1.4 TSI	118/160	10/11->	VEN	BS-5016	PR 1ZA; PR 1ZB; PR 1LV; PR 1ZD	SOL	BS-5044	PR 1KD; PR 1KU; 01/13->; PR 1KS; PR 1KT
			VEN	BS-5041	PR 1ZQ; PR 1ZM			
			VEN	BS-5043	PR 1ZE; PR 1ZP	SOL	BS-5116	->12/12; PR 1KS; PR 1KT
1.4 TSI	110/150	12/14->	VEN	BS-5016	PR 1ZA; PR 1ZB; PR 1LV; PR 1ZD			
			VEN	BS-5041	PR 1ZQ; PR 1ZM	SOL	BS-5044	PR 1KD; PR 1KU; PR 1KS; PR 1KT
			VEN	BS-5043	PR 1ZE; PR 1ZP			

	kW/HP		Type			Type			
1.6 TDI	77/105	10/11->	VEN	BS-5016	PR 1ZA; PR 1ZB; PR 1LV; PR 1ZD	SOL	BS-5044	PR 1KD; PR 1KU; 01/13->; PR 1KS; PR 1KT	
			VEN	BS-5041	PR 1ZQ; PR 1ZM				
			VEN	BS-5043	PR 1ZE; PR 1ZP	SOL	BS-5116	->12/12; PR 1KS; PR 1KT	
2.0 TDI	103/140	04/11->	VEN	BS-5016	PR 1ZA; PR 1ZB; PR 1LV; PR 1ZD	SOL	BS-5044	01/13->; PR 1KS; PR 1KT; PR 1KD; PR 1KU	
			VEN	BS-5041	PR 1ZQ; PR 1ZM				
			VEN	BS-5043	PR 1ZE; PR 1ZP	SOL	BS-5116	->12/12; PR 1KS; PR 1KT	
2.0 TDI	81/110	06/14->	VEN	BS-5016	PR 1ZA; PR 1ZB; PR 1LV; PR 1ZD				
			VEN	BS-5041	PR 1ZQ; PR 1ZM	SOL	BS-5044	PR 1KD; PR 1KU; PR 1KS; PR 1KT	
			VEN	BS-5043	PR 1ZE; PR 1ZP				
2.0 TDI	110/150	07/14->	VEN	BS-5016	PR 1ZA; PR 1ZB; PR 1LV; PR 1ZD				
			VEN	BS-5041	PR 1ZQ; PR 1ZM	SOL	BS-5044	PR 1KD; PR 1KU; PR 1KS; PR 1KT	
			VEN	BS-5043	PR 1ZE; PR 1ZP				
2.0 TSI	147/200	04/11->	VEN	BS-5016	PR 1ZA; PR 1ZB; PR 1LV; PR 1ZD	SOL	BS-5044	01/13->; PR 1KS; PR 1KT; PR 1KD; PR 1KU	
			VEN	BS-5041	PR 1ZQ; PR 1ZM				
			VEN	BS-5043	PR 1ZE; PR 1ZP	SOL	BS-5116	->12/12; PR 1KS; PR 1KT	
2.0 TSI	155/211	12/12->	VEN	BS-5016	PR 1ZA; PR 1ZB; PR 1LV; PR 1ZD	SOL	BS-5044	PR 1KD; PR 1KU	
			VEN	BS-5041	PR 1ZQ; PR 1ZM				
			VEN	BS-5043	PR 1ZE; PR 1ZP	SOL	BS-5116	PR 1KS; PR 1KT	
2.0 TSI	162/220	12/14->	VEN	BS-5016	PR 1ZA; PR 1ZB; PR 1LV; PR 1ZD				
			VEN	BS-5041	PR 1ZQ; PR 1ZM	SOL	BS-5044	PR 1KD; PR 1KU; PR 1KS; PR 1KT	
			VEN	BS-5043	PR 1ZE; PR 1ZP				
2.5	125/170	04/11->	VEN	BS-5016	PR 1ZA; PR 1ZB; PR 1LV; PR 1ZD	SOL	BS-5044	01/13->; PR 1KS; PR 1KT; PR 1KD; PR 1KU	
			VEN	BS-5041	PR 1ZQ; PR 1ZM				
			VEN	BS-5043	PR 1ZE; PR 1ZP	SOL	BS-5116	->12/12; PR 1KS; PR 1KT	
<b>BEETLE Convertible [5C7]</b> 									
1.2 TSI	77/105	12/11->	VEN	BS-5016	PR 1ZA; PR 1LV; PR 1ZD	SOL	BS-5044	01/13->; PR 1KS; PR 1KT	
			VEN	BS-5041	PR 1ZQ; PR 1ZM				
			VEN	BS-5043	PR 1ZE; PR 1ZP	SOL	BS-5116	->12/12; PR 1KS; PR 1KT	
1.2 TSI 16V	77/105	12/14->	VEN	BS-5016	PR 1ZA; PR 1LV; PR 1ZD	SOL	BS-5044	PR 1KD; PR 1KU	
			VEN	BS-5041	PR 1ZQ; PR 1ZM				
			VEN	BS-5043	PR 1ZE; PR 1ZP	SOL	BS-5116	PR 1KS; PR 1KT	
1.4 TSI	118/160	12/11->	VEN	BS-5016	PR 1ZA; PR 1LV; PR 1ZD	SOL	BS-5044	PR 1KD; PR 1KU	
			VEN	BS-5041	PR 1ZQ; PR 1ZM				
			VEN	BS-5043	PR 1ZE/1ZP	SOL	BS-5116	PR 1KS/1KT	
1.4 TSI	110/150	12/14->	VEN	BS-5016	PR 1ZA; PR 1LV; PR 1ZD	SOL	BS-5044	PR 1KD; PR 1KU	
			VEN	BS-5041	PR 1ZM; PR 1ZQ				
			VEN	BS-5043	PR 1ZE; PR 1ZP	SOL	BS-5116	PR 1KT; PR 1KS	

	kw/HP		Type			Type			
1.6 TDI	77/105	12/11->	VEN	BS-5016	PR 1ZA; PR 1LV; PR 1ZD	SOL	BS-5044	01/13->; PR 1KS; PR 1KT	
			VEN	BS-5041	PR 1ZQ; PR 1ZM				
			VEN	BS-5043	PR 1ZE; PR 1ZP	SOL	BS-5116	->12/12; PR 1KS; PR 1KT	
2.0 TDI	103/140	04/12->	VEN	BS-5016	PR 1ZA; PR 1LV; PR 1ZD	SOL	BS-5044	PR 1KS; PR 1KT	
			VEN	BS-5041	PR 1ZQ; PR 1ZM				
			VEN	BS-5043	PR 1ZE; PR 1ZP	SOL	BS-5116	PR 1KS; PR 1KT	
2.0 TDI	81/110	06/14->	VEN	BS-5016	PR 1ZA; PR 1LV; PR 1ZD				
			VEN	BS-5041	PR 1ZQ; PR 1ZM	SOL	BS-5116	PR 1KS; PR 1KT	
			VEN	BS-5043	PR 1ZE; PR 1ZP				
2.0 TDI	110/150	09/14->	VEN	BS-5016	PR 1ZA; PR 1LV; PR 1ZD	SOL	BS-5044	PR 1KD; PR 1KU	
			VEN	BS-5041	PR 1ZQ; PR 1ZM				
			VEN	BS-5043	PR 1ZE; PR 1ZP	SOL	BS-5116	PR 1KS; PR 1KT	
2.0 TSI	147/200	12/11->	VEN	BS-5016	PR 1ZA; PR 1LV; PR 1ZD	SOL	BS-5044	01/13->; PR 1KS; PR 1KT	
			VEN	BS-5041	PR 1ZQ; PR 1ZM				
			VEN	BS-5043	PR 1ZE; PR 1ZP	SOL	BS-5116	->12/12; PR 1KS/1KT	
2.0 TSI	155/210	12/12->	VEN	BS-5016	PR 1ZA; PR 1ZD; PR 1LV	SOL	BS-5044		
			VEN	BS-5041	PR 1ZQ; PR 1ZM				
			VEN	BS-5043	PR 1ZE; PR 1ZP	SOL	BS-5116	PR 1KS; PR 1KT	
2.0 TSI	162/220	12/14->	VEN	BS-5016	PR 1ZA; PR 1LV; PR 1ZD	SOL	BS-5044	PR 1KD; PR 1KU	
			VEN	BS-5041	PR 1ZQ; PR 1ZM				
			VEN	BS-5043	PR 1ZE; PR 1ZP	SOL	BS-5116	PR 1KS; PR 1KT	
<b>BORA [1J2] </b>									
1.4 16V	55/75	03/00->05/05	VEN	BS-5031	PR 1LQ	SOL	BS-5032	PR 1KP; PR 1KT	
			VEN	BS-5251	PR 1LR; PR 1LS; PR 1ZM				
1.6	75/102	08/00->05/05	VEN	BS-5031	PR 1LQ	SOL	BS-5032	PR 1KP; PR 1KT	
			VEN	BS-5251	PR 1LR; PR 1LS; PR 1ZM				
1.6	74/101	10/98->05/05	VEN	BS-5031		SOL	BS-5032	PR 1KP; PR 1KT	
			VEN	BS-5251	PR 1LR; PR 1LS; PR 1ZM				
1.6 16V	77/105	05/00->05/05	VEN	BS-5031	PR 1LQ	SOL	BS-5032	PR 1KP/1KT	
			VEN	BS-5251	PR 1LR/1LS/1ZM				
1.6 FSI	81/110	01/02->05/05	VEN	BS-5031	PR 1LQ	SOL	BS-5032	PR 1KP; PR 1KT	
			VEN	BS-5251	PR 1LR; PR 1LS; PR 1ZM				
1.8	92/125	10/98->05/05	VEN	BS-5030	PR 1LE; PR 1LN; PR 1ZD; PR 1ZE; PR 1ZH				
			VEN	BS-5031	PR 1LQ	SOL	BS-5032	->07/99; PR 1KP; PR 1KT; PR 1KX	
1.8 4motion	92/125	02/99->05/05	VEN	BS-5251	->07/99; PR 1LR; PR 1LS; PR 1ZM; PR 1ZP				
			VEN	BS-5031	PR 1LQ				
1.8 T	132/180	03/02->05/05	VEN	BS-5031	PR 1LQ				
			VEN	BS-5251	PR 1LR; PR 1LS; PR 1ZM	SOL	BS-5032	PR 1KP/1KT	



	kW/HP		Type			Type			
1.8 T	110/150	05/00->05/05	VEN	BS-5030	06/01->	SOL	BS-5032	09/00->	
			VEN	BS-5251	10/00->; ->05/01; Ø wheel 15" in				
1.9 SDI	50/68	10/98->05/05	VEN	BS-5031	PR 1LQ	SOL	BS-5032	PR 1KP; PR 1KT	
			VEN	BS-5251	PR 1LR; PR 1LS; PR 1ZM				
1.9 TDI	110/150	05/00->05/05	VEN	BS-5030	10/00->	SOL	BS-5032	10/00->	
1.9 TDI	74/101	09/00->05/05	VEN	BS-5031	PR 1LQ	SOL	BS-5032	PR 1KP; PR 1KT	
			VEN	BS-5251	PR 1LR; PR 1LS; PR 1ZM				
1.9 TDI	66/90	10/98->05/05	VEN	BS-5031	PR 1LQ	SOL	BS-5032	PR 1KP/1KT	
			VEN	BS-5251	PR 1LR/1LS/1ZM				
1.9 TDI	81/110	10/98->06/01	VEN	BS-5030	PR 1LN/1ZH/1ZE/1ZD	SOL	BS-5032	PR 1KP/1KT	
			VEN	BS-5251					
1.9 TDI	96/130	11/00->05/05	VEN	BS-5030		SOL	BS-5032		
			VEN	BS-5030	PR 1LN; PR 1LE; PR 1ZH; PR 1ZD				
1.9 TDI	85/115	12/98->01/02	VEN	BS-5031	PR 1LQ	SOL	BS-5032	PR 1KP; PR 1KT	
			VEN	BS-5251	PR 1LR; PR 1LS; PR 1ZM				
1.9 TDI 4motion	85/115	02/99->06/01	VEN	BS-5031	PR 1LQ				
			VEN	BS-5251	PR 1LR; PR 1LS; PR 1ZM				
1.9 TDI 4motion	110/150	05/00->05/05	VEN	BS-5030	10/00->				
			VEN	BS-5031	PR 1LQ				
1.9 TDI 4motion	74/101	09/00->05/05	VEN	BS-5031	PR 1LQ				
			VEN	BS-5251	PR 1LR; PR 1LS; PR 1ZM				
1.9 TDI 4motion	96/130	11/00->05/05	VEN	BS-5030					
			VEN	BS-5031	PR 1LQ				
1.9 TDI 4motion	66/90	11/98->04/02	VEN	BS-5251	PR 1LR; PR 1LS; PR 1ZM				
			VEN	BS-5031	PR 1LQ				
2.0	85/115	10/98->05/05	VEN	BS-5031	PR 1LQ	SOL	BS-5032	PR 1KP/1KT	
			VEN	BS-5251	PR 1LR/1LS/1ZM				
2.0 4motion	85/115	04/00->05/05	VEN	BS-5031	PR 1LQ				
			VEN	BS-5251	PR 1LR; PR 1LS; PR 1ZM				
2.3 V5	110/150	10/98->10/00	VEN	BS-5030		SOL	BS-5032		
2.3 V5 4motion	125/170	10/00->05/05	VEN	BS-5030	->05/01				
2.3 V5 4motion	110/150	12/98->10/00	VEN	BS-5030					
<b>BORA Estate [1J6]</b> 									
1.4 16V	55/75	09/01->05/05	VEN	BS-5031	PR 1LQ	SOL	BS-5032	PR 1KP; PR 1KT	
			VEN	BS-5251	PR 1LR; PR 1LS; PR 1ZM				
1.6	74/100	05/99->05/05	VEN	BS-5031	PR 1LQ	SOL	BS-5032	PR 1KP; PR 1KT	
			VEN	BS-5251	PR 1LR; PR 1LS; PR 1ZM				
1.6	75/102	08/00->05/05	VEN	BS-5031	PR 1LQ	SOL	BS-5032	PR 1KP; PR 1KT	
			VEN	BS-5251	PR 1LR; PR 1LS; PR 1ZM				

	kw/HP		Type			Type			
1.6 16V	77/105	02/00->05/05	VEN	BS-5031	PR 1LQ	SOL	BS-5032	PR 1KP; PR 1KT	
			VEN	BS-5251	PR 1LR; PR 1LS; PR 1ZM				
1.6 FSI	81/110	01/02->05/05	VEN	BS-5031	PR 1LQ	SOL	BS-5032	PR 1KP; PR 1KT	
			VEN	BS-5251	PR 1LR; PR 1LS; PR 1ZM				
1.8 4motion	92/125	05/99->05/05	VEN	BS-5031	PR 1LQ				
			VEN	BS-5251	PR 1LR; PR 1LS; PR 1ZM				
1.8 T	110/150	05/00->05/05	VEN	BS-5030	06/01->	SOL	BS-5032	09/00->	
			VEN	BS-5251	09/00->; Ø wheel 15` in				
1.8 T	132/180	05/02->05/05				SOL	BS-5032	PR 1KP; PR 1KT	
1.9 TDI	110/150	05/01->05/05	VEN	BS-5030	PR 1LN; PR 1ZH; PR 1ZE; PR 1ZD	SOL	BS-5032	PR 1KP; PR 1KT	
1.9 TDI	85/115	05/99->06/01	VEN	BS-5031	PR 1LQ	SOL	BS-5032	PR 1KP; PR 1KT	
			VEN	BS-5251	PR 1LR; PR 1LS; PR 1ZM				
1.9 TDI	81/110	05/99->06/01	VEN	BS-5030	PR 1LN; PR 1ZH; PR 1ZE; PR 1ZD	SOL	BS-5032	PR 1KP; PR 1KT	
1.9 TDI	66/90	07/04->05/05	VEN	BS-5031	PR 1LQ	SOL	BS-5032	PR 1KP; PR 1KT	
			VEN	BS-5251	PR 1LR; PR 1LS; PR 1ZM				
1.9 TDI	74/101	09/00->05/05	VEN	BS-5031	PR 1LQ	SOL	BS-5032	PR 1KP; PR 1KT	
			VEN	BS-5251	PR 1LR; PR 1LS; PR 1ZM				
1.9 TDI	96/130	11/00->05/05	VEN	BS-5030	06/01->	SOL	BS-5032	06/01->	
1.9 TDI 4motion	110/150	05/01->05/05	VEN	BS-5030					
			VEN	BS-5251	Ø wheel 15` in				
1.9 TDI 4motion	85/115	05/99->06/01	VEN	BS-5031	PR 1LQ				
			VEN	BS-5251	PR 1LR; PR 1LS; PR 1ZM				
1.9 TDI 4motion	74/101	09/00->05/05	VEN	BS-5031	PR 1LQ				
			VEN	BS-5251	PR 1LR; PR 1LS; PR 1ZM				
1.9 TDI 4motion	96/130	11/00->05/05	VEN	BS-5030	06/01->				
2.0	85/115	05/99->05/05	VEN	BS-5031	PR 1LQ	SOL	BS-5032	PR 1KP; PR 1KT	
			VEN	BS-5251	PR 1LR; PR 1LS; PR 1ZM				
2.0 4motion	85/115	04/00->05/05	VEN	BS-5031	PR 1LQ				
			VEN	BS-5251	PR 1LR; PR 1LS; PR 1ZM				
2.0 4motion	88/120	12/99->05/03	VEN	BS-5031	PR 1LQ				
			VEN	BS-5251	PR 1ZM; PR 1LS				
2.3 V5	110/150	05/99->10/00	VEN	BS-5030		SOL	BS-5032		
2.3 V5 4motion	110/150	05/99->10/00	VEN	BS-5030					
<b>CADDY I (14)</b> 									
1.5	51/70	08/82->07/83	SOL	BS-5069					
1.6	55/75	01/83->07/92	SOL	BS-5069	08/83->				
1.6 D	40/55	08/82->07/92	SOL	BS-5069					
1.8	70/95	08/85->07/92	SOL	BS-5069					



kW/HP



Type



Type



## CADDY II Box [9K9A]

1.4	55/75	08/00->01/04	VEN	BS-5088	
1.9 D	47/64	11/95->01/04	VEN	BS-5088	03/96->
			SOL	BS-5089	->02/96; + ABS
1.9 SDI	47/64	11/95->01/04	VEN	BS-5088	03/96->
			SOL	BS-5089	->02/96; + ABS
1.9 TDI	66/90	09/96->01/04	VEN	BS-5088	
60 1.4	44/60	11/95->01/04	VEN	BS-5088	04/96->
			SOL	BS-5089	->03/96
75 1.6	55/75	11/95->09/00	VEN	BS-5088	06/97->
75 1.6	55/75	11/95->05/97	VEN	BS-5088	04/96->; + ABS
			SOL	BS-5089	->03/96; + ABS

## CADDY II Estate [9K9B]







1.4	44/60	11/95->01/04	VEN	BS-5088	04/96->
			SOL	BS-5089	->03/96
1.4 16V	55/75	08/00->01/04	VEN	BS-5088	
1.6	55/75	11/95->05/97	VEN	BS-5088	04/96->; + ABS
			SOL	BS-5089	->03/96; + ABS
1.9 D	47/64	11/95->01/04	VEN	BS-5088	03/96->
			SOL	BS-5089	->02/96; + ABS
1.9 SDI	47/64	11/95->01/04	VEN	BS-5088	03/96->
			SOL	BS-5089	->02/96
1.9 TDI	66/90	10/96->01/04	VEN	BS-5088	








## CADDY II Pickup [9U7]







1.6	55/75	06/96->12/00		DRUM	BS-5427
1.9 D	47/64	06/96->12/00		DRUM	BS-5427







## CADDY III Box [2KA, 2KH, 2CA, 2CH]

1.2 TSI	63/86	09/10->	VEN	BS-5016	PR 1ZA	SOL	BS-5044	PR 200
			VEN	BS-5041	PR 1ZF			
			VEN	BS-5043	PR 1ZE	SOL	BS-5116	PR 2000; PR 1ZF; PR 1ZA; PR 1ZE
1.2 TSI	77/105	09/10->	VEN	BS-5016	PR 1ZA	SOL	BS-5044	PR 200
			VEN	BS-5041	PR 1ZF			
			VEN	BS-5043	PR 1ZE	SOL	BS-5116	PR 2000; PR 1ZF; PR 1ZA; PR 1ZE
1.4	55/75	03/04->05/06	VEN	BS-5016	PR 1LJ	SOL	BS-5042	PR 1ZE; PR 1LJ
			VEN	BS-5041	PR 1ZF			
			VEN	BS-5043	PR 1ZE	SOL	BS-5044	PR 1ZF

	kW/HP		Type			Type		
1.4	59/80	05/06->08/10	VEN	BS-5016	PR 1LJ	SOL	BS-5042	PR 1ZE; PR 1LJ
			VEN	BS-5041	PR 1ZF; PR 1ZM	SOL	BS-5044	PR 1ZF
			VEN	BS-5043	PR 1ZE	SOL	BS-5044	PR 1ZF
1.6	75/102	04/04->	VEN	BS-5016	PR 1LJ; MD 2KA; PR 1ZA	SOL	BS-5042	PR 1ZE; PR 1LJ
			VEN	BS-5041	PR 1ZF; PR ZM	SOL	BS-5044	PR 1ZF; PR 200
			VEN	BS-5043	PR 1ZE	SOL	BS-5116	PR 2000; PR 1ZF; PR 1ZA; PR 1ZE
1.6 BiFuel	75/102	05/11->	VEN	BS-5016	PR 1ZA	SOL	BS-5044	PR 2E2/1ZF
			VEN	BS-5041	PR 1ZF	SOL	BS-5116	PR 2000; PR 1ZF; PR 1ZA; PR 1ZE
			VEN	BS-5043	PR 1ZE	SOL	BS-5116	PR 2000; PR 1ZF; PR 1ZA; PR 1ZE
1.6 TDI	55/75	08/10->	VEN	BS-5016	PR 1LJ; PR 1ZA	SOL	BS-5042	PR 1ZE/1LJ; ->09/10
			VEN	BS-5041	PR 1ZF	SOL	BS-5044	PR 1ZF; PR 200
			VEN	BS-5043	PR 1ZE	SOL	BS-5116	PR 2000; PR 1ZF; PR 1ZA; PR 1ZE
1.6 TDI	75/102	08/10->	VEN	BS-5016	PR 1LJ; PR 1ZA	SOL	BS-5042	PR 1ZE/1LJ; ->09/10
			VEN	BS-5041	PR 1ZF	SOL	BS-5044	PR 1ZF; PR 200
			VEN	BS-5043	PR 1ZE	SOL	BS-5116	PR 2000; PR 1ZF; PR 1ZA; PR 1ZE
1.9 TDI	77/105	04/04->08/10	VEN	BS-5016	PR 1LJ	SOL	BS-5042	PR 1ZE; PR 1LJ
			VEN	BS-5041	PR 1ZF	SOL	BS-5044	PR 1ZF
			VEN	BS-5043	PR 1ZE	SOL	BS-5044	PR 1ZF
1.9 TDI	55/75	09/05->08/10	VEN	BS-5016	PR 1LJ	SOL	BS-5042	PR 1ZE; PR 1LJ
			VEN	BS-5041	PR 1ZF	SOL	BS-5044	PR 1ZF
			VEN	BS-5043	PR 1ZE	SOL	BS-5044	PR 1ZF
1.9 TDI 4motion	77/105	11/08->08/10	VEN	BS-5016	engine BLS; PR 1LJ	SOL	BS-5042	engine BLS; PR 1ZE/1LJ
			VEN	BS-5041	engine BLS; PR 1ZF/ZM	SOL	BS-5044	engine BLS; PR 1ZF
			VEN	BS-5043	engine BLS; PR 1ZE	SOL	BS-5044	engine BLS; PR 1ZF
2.0 EcoFuel	80/109	04/06->	VEN	BS-5016	PR 1LJ; PR 1ZA	SOL	BS-5042	PR 1ZE; PR 1LJ
			VEN	BS-5041	PR ZM; PR 1ZF	SOL	BS-5044	PR 1ZF; MD 2KA; MD 2KH; PR 200
			VEN	BS-5043	PR 1ZE; MD 2KA	SOL	BS-5116	PR 2000; PR 1ZF; PR 1ZE; PR 1ZA
2.0 SDI	51/70	03/04->08/10	VEN	BS-5016	PR 1LJ	SOL	BS-5042	PR 1ZE; PR 1LJ
			VEN	BS-5041	PR 1ZF; PR 1ZM	SOL	BS-5044	PR 1ZF
			VEN	BS-5043	PR 1ZE	SOL	BS-5044	PR 1ZF
2.0 TDI	125/170	05/12->	VEN	BS-5016	PR 1ZA	SOL	BS-5044	PR 200; PR 1ZF
			VEN	BS-5041	PR 1ZF	SOL	BS-5116	PR 2000; PR 1ZF; PR 1ZA; PR 1ZE
			VEN	BS-5043	PR 1ZE	SOL	BS-5116	PR 2000; PR 1ZF; PR 1ZA; PR 1ZE
2.0 TDI	81/110	08/10->	VEN	BS-5016	PR 1ZA	SOL	BS-5044	PR 200; PR 1ZF
			VEN	BS-5041	PR 1ZF	SOL	BS-5116	PR 2000; PR 1ZF; PR 1ZA; PR 1ZE
			VEN	BS-5043	PR 1ZE	SOL	BS-5116	PR 2000; PR 1ZF; PR 1ZA; PR 1ZE

	kW/HP		Type			Type			
2.0 TDI	103/140	09/07->08/10	VEN	BS-5016	PR 1LJ	SOL	BS-5042	PR 1ZE; PR 1LJ	
			VEN	BS-5041	PR 1ZF; PR 1ZM	SOL	BS-5044	PR 1ZF	
			VEN	BS-5043	PR 1ZE	SOL	BS-5044	PR 1ZF	
2.0 TDI	62/85	11/10->	VEN	BS-5016	PR 1ZA	SOL	BS-5044	PR 1ZF; PR 200	
			VEN	BS-5041	PR 1ZF	SOL	BS-5116	PR 2000; PR 1ZF; PR 1ZA; PR 1ZE	
			VEN	BS-5043	PR 1ZE	SOL	BS-5044	PR 200	
2.0 TDI 16V	103/140	11/10->	VEN	BS-5016	PR 1ZA	SOL	BS-5044	PR 200	
			VEN	BS-5041	PR 1ZF	SOL	BS-5116	PR 2000; PR 1ZF; PR 1ZA; PR 1ZE	
			VEN	BS-5043	PR 1ZE	SOL	BS-5044	PR 200	
2.0 TDI 16V 4motion	103/140	11/10->	VEN	BS-5016	PR 1ZA	SOL	BS-5044	PR 1ZF; PR 200	
			VEN	BS-5041	PR 1ZF	SOL	BS-5116	PR 2000; PR 1ZF; PR 1ZA; PR 1ZE	
			VEN	BS-5043	PR 1ZE	SOL	BS-5044	PR 200	
2.0 TDI 4motion	81/110	08/10->	VEN	BS-5016	PR 1ZA	SOL	BS-5044	PR 200	
			VEN	BS-5041	PR 1ZF	SOL	BS-5116	PR 2000; PR 1ZF; PR 1ZA; PR 1ZE	
			VEN	BS-5043	PR 1ZE	SOL	BS-5044	PR 2E2/1ZF	
2.0 TDI 4motion	62/85	12/10->	VEN	BS-5016	PR 1ZA	SOL	BS-5044	PR 2E2/1ZF	
			VEN	BS-5041	PR 1ZF	SOL	BS-5116	PR 2000; PR 1ZF; PR 1ZA; PR 1ZE	
			VEN	BS-5043	PR 1ZE	SOL	BS-5044	PR 200	
<b>CADDY III Estate (2KB, 2KJ, 2CB, 2CJ)</b> 									
1.2 TSI	63/86	09/10->	VEN	BS-5016	PR 1ZA	SOL	BS-5044	PR 200	
			VEN	BS-5041	PR 1ZF	SOL	BS-5116	PR 2000; PR 1ZF; PR 1ZA; PR 1ZE	
			VEN	BS-5043	PR 1ZE	SOL	BS-5044	PR 200	
1.2 TSI	77/105	09/10->	VEN	BS-5016	PR 1ZA	SOL	BS-5044	PR 200	
			VEN	BS-5041	PR 1ZF	SOL	BS-5116	PR 2000; PR 1ZF; PR 1ZA; PR 1ZE	
			VEN	BS-5043	PR 1ZE	SOL	BS-5044	PR 1ZE; PR 1LJ	
1.4	55/75	03/04->05/06	VEN	BS-5016	PR 1LJ	SOL	BS-5042	PR 1ZE; PR 1LJ	
			VEN	BS-5041	PR 1ZF; PR 1ZM	SOL	BS-5044	PR 1ZF	
			VEN	BS-5043	PR 1ZE	SOL	BS-5044	PR 1ZE; PR 1LJ	
1.4	59/80	05/06->08/10	VEN	BS-5016	PR 1LJ	SOL	BS-5042	PR 1ZE; PR 1LJ	
			VEN	BS-5041	PR 1ZF; PR 1ZM	SOL	BS-5044	PR 1ZF	
			VEN	BS-5043	PR 1ZE	SOL	BS-5044	PR 1ZE; PR 1LJ	
1.6	75/102	04/04->	VEN	BS-5016	PR 1LJ; PR 1ZA	SOL	BS-5042	PR 1ZE; PR 1LJ	
			VEN	BS-5041	PR 1ZF; PR 1ZM	SOL	BS-5044	PR 1ZF; PR 1ZM; MD 2KB; PR 200	
			VEN	BS-5043	PR 1ZE	SOL	BS-5116	PR 2000; PR 1ZA; PR 1ZE; PR 1ZF	
1.6 BiFuel	75/102	05/11->	VEN	BS-5016	PR 1ZA	SOL	BS-5044	PR 2E2/1ZF	
			VEN	BS-5041	PR 1ZF	SOL	BS-5116	PR 2000; PR 1ZF; PR 1ZA; PR 1ZE	
			VEN	BS-5043	PR 1ZE	SOL	BS-5044	PR 2000; PR 1ZF; PR 1ZA; PR 1ZE	

	kW/HP		Type			Type		
1.6 TDI	55/75	08/10->	VEN	BS-5016	PR 1LJ; PR 1ZA	SOL	BS-5042	PR 1ZE/1LJ; ->09/10
			VEN	BS-5041	PR 1ZF	SOL	BS-5044	PR 1ZF; PR 200
			VEN	BS-5043	PR 1ZE	SOL	BS-5116	PR 2000; PR 1ZF; PR 1ZA; PR 1ZE
1.6 TDI	75/102	08/10->	VEN	BS-5016	PR 1LJ; PR 1ZA	SOL	BS-5042	PR 1ZE/1LJ; ->09/10
			VEN	BS-5041	PR 1ZF	SOL	BS-5044	PR 1ZF; PR 200
			VEN	BS-5043	PR 1ZE	SOL	BS-5116	PR 2000; PR 1ZF; PR 1ZA; PR 1ZE
1.9 TDI	77/105	04/04->08/10	VEN	BS-5016	PR 1LJ	SOL	BS-5042	PR 1ZE; PR 1LJ
			VEN	BS-5041	PR 1ZF; PR 1ZM	SOL	BS-5044	PR 1ZF
			VEN	BS-5043	PR 1ZE	SOL	BS-5044	PR 1ZF
1.9 TDI	55/75	09/05->08/10	VEN	BS-5016	PR 1LJ	SOL	BS-5042	PR 1ZE; PR 1LJ
			VEN	BS-5041	PR 1ZF; PR 1ZM	SOL	BS-5044	PR 1ZF
			VEN	BS-5043	PR 1ZE	SOL	BS-5044	PR 1ZF
1.9 TDI 4motion	77/105	05/08->08/10	VEN	BS-5016	PR 1LJ	SOL	BS-5042	PR 1ZE/1LJ
			VEN	BS-5041	PR 1ZF/ZM	SOL	BS-5044	PR 1ZF
			VEN	BS-5043	PR 1ZE	SOL	BS-5044	PR 1ZF
2.0 EcoFuel	80/109	04/06->	VEN	BS-5016	PR 1LJ; PR 1ZA	SOL	BS-5042	PR 1ZE; PR 1LJ
			VEN	BS-5041	PR 1ZF; PR ZM	SOL	BS-5044	PR 1ZF; PR 200
			VEN	BS-5043	PR 1ZE	SOL	BS-5116	PR 2000; PR 1ZF; PR 1ZE; PR 1ZA
2.0 SDI	51/70	03/04->08/10	VEN	BS-5016	PR 1LJ	SOL	BS-5042	PR 1ZE; PR 1LJ
			VEN	BS-5041	PR 1ZF; PR 1ZM	SOL	BS-5044	PR 1ZF
			VEN	BS-5043	PR 1ZE	SOL	BS-5044	PR 1ZF
2.0 TDI	125/170	05/12->	VEN	BS-5016	PR 1ZA	SOL	BS-5044	PR 200; PR 1ZF
			VEN	BS-5041	PR 1ZF	SOL	BS-5116	PR 2000; PR 1ZF; PR 1ZA; PR 1ZE
			VEN	BS-5043	PR 1ZE	SOL	BS-5116	PR 2000; PR 1ZF; PR 1ZA; PR 1ZE
2.0 TDI	81/110	08/10->	VEN	BS-5016	PR 1ZA	SOL	BS-5044	PR 1ZF
			VEN	BS-5041	PR 1ZF	SOL	BS-5116	PR 2000; PR 1ZF; PR 1ZA; PR 1ZE
			VEN	BS-5043	PR 1ZE	SOL	BS-5116	PR 2000; PR 1ZF; PR 1ZA; PR 1ZE
2.0 TDI	103/140	09/07->08/10	VEN	BS-5016	PR 1LJ	SOL	BS-5042	PR 1ZE; PR 1LJ
			VEN	BS-5041	PR 1ZF; PR 1ZM	SOL	BS-5044	PR 1ZF
			VEN	BS-5043	PR 1ZE	SOL	BS-5044	PR 1ZF
2.0 TDI 16V	103/140	11/10->	VEN	BS-5016	PR 1ZA	SOL	BS-5044	PR 200
			VEN	BS-5041	PR 1ZF	SOL	BS-5116	PR 2000; PR 1ZF; PR 1ZA; PR 1ZE
			VEN	BS-5043	PR 1ZE	SOL	BS-5116	PR 2000; PR 1ZF; PR 1ZA; PR 1ZE
2.0 TDI 16V 4motion	103/140	11/10->	VEN	BS-5016	PR 1ZA	SOL	BS-5044	PR 200; PR 1ZF
			VEN	BS-5041	PR 1ZF	SOL	BS-5116	PR 2000; PR 1ZF; PR 1ZA; PR 1ZE
			VEN	BS-5043	PR 1ZE	SOL	BS-5116	PR 2000; PR 1ZF; PR 1ZA; PR 1ZE







	kW/HP		Type			Type		
2.0 TDI 4motion	81/110	08/10->	VEN	BS-5016	PR 1ZA	SOL	BS-5044	PR 200
			VEN	BS-5041	PR 1ZF			
			VEN	BS-5043	PR 1ZE			

### CADDY IV Box (SAA, SAH)

1.0 TSI	75/102	11/15->	VEN	BS-5016	PR 1ZA	SOL	BS-5116
			VEN	BS-5043	PR 1ZE		
1.2 TSI	62/84	06/15->	VEN	BS-5016	PR 1ZA	SOL	BS-5116
			VEN	BS-5043	PR 1ZE		
1.4 TGI CNG	81/110	06/15->	VEN	BS-5016	PR 1ZA	SOL	BS-5116
			VEN	BS-5043	PR 1ZE		
1.4 TSI	92/125	05/15->	VEN	BS-5016	PR 1ZA	SOL	BS-5116
			VEN	BS-5043	PR 1ZE		
1.6 TDI	55/75	05/15->	VEN	BS-5016	PR 1ZA	SOL	BS-5116
			VEN	BS-5043	PR 1ZE		
1.6 TDI	75/102	05/15->	VEN	BS-5016	PR 1ZA	SOL	BS-5116
			VEN	BS-5043	PR 1ZE		
2.0 TDI	55/75	05/15->	VEN	BS-5016	PR 1ZA	SOL	BS-5116
			VEN	BS-5043	PR 1ZE		
2.0 TDI	75/102	05/15->	VEN	BS-5016	PR 1ZA	SOL	BS-5116
			VEN	BS-5043	PR 1ZE		
2.0 TDI	103/140	05/15->	VEN	BS-5016	PR 1ZA	SOL	BS-5116
			VEN	BS-5043	PR 1ZE		
2.0 TDI	110/150	05/15->	VEN	BS-5016	PR 1ZA	SOL	BS-5116
			VEN	BS-5043	PR 1ZE		
2.0 TDI 4motion	81/110	05/15->	VEN	BS-5016	PR 1ZA	SOL	BS-5116
			VEN	BS-5043	PR 1ZE		
2.0 TDI 4motion	90/122	05/15->	VEN	BS-5016	PR 1ZA	SOL	BS-5116
			VEN	BS-5043	PR 1ZE		
2.0 TDI 4motion	103/140	05/15->	VEN	BS-5016	PR 1ZA	SOL	BS-5116
			VEN	BS-5043	PR 1ZE		
2.0 TDI 4motion	55/75	11/15->	VEN	BS-5016	PR 1ZA	SOL	BS-5116
			VEN	BS-5043	PR 1ZE		
2.0 TDI 4motion	110/150	11/15->	VEN	BS-5016	PR 1ZA	SOL	BS-5116
			VEN	BS-5043	PR 1ZE		

### CADDY IV Estate (SAB, SAJ)










1.0 TSI	75/102	11/15->	VEN	BS-5016	PR 1ZA	SOL	BS-5116
			VEN	BS-5043	PR 1ZE		










	<b>kW/HP</b>		<b>Type</b>			<b>Type</b>		
1.2 TSI	62/84	06/15->	VEN	BS-5016	PR 1ZA	SOL	BS-5116	
			VEN	BS-5043	PR 1ZE			
1.4 TGI CNG	81/110	06/15->	VEN	BS-5016	PR 1ZA	SOL	BS-5116	
			VEN	BS-5043	PR 1ZE			
1.4 TSI	92/125	05/15->	VEN	BS-5016	PR 1ZA	SOL	BS-5116	
			VEN	BS-5043	PR 1ZE			
1.6 TDI	55/75	05/15->	VEN	BS-5016	PR 1ZA	SOL	BS-5116	
			VEN	BS-5043	PR 1ZE			
1.6 TDI	75/102	05/15->	VEN	BS-5016	PR 1ZA	SOL	BS-5116	
			VEN	BS-5043	PR 1ZE			
2.0 TDI	75/102	05/15->	VEN	BS-5016	PR 1ZA	SOL	BS-5116	
			VEN	BS-5043	PR 1ZE			
2.0 TDI	55/75	05/15->	VEN	BS-5016	PR 1ZA	SOL	BS-5116	
			VEN	BS-5043	PR 1ZE			
2.0 TDI	110/150	05/15->	VEN	BS-5016	PR 1ZA	SOL	BS-5116	
			VEN	BS-5043	PR 1ZE			
2.0 TDI	103/140	05/15->	VEN	BS-5016	PR 1ZA	SOL	BS-5116	
			VEN	BS-5043	PR 1ZE			
2.0 TDI 4motion	81/110	05/15->	VEN	BS-5016	PR 1ZA	SOL	BS-5116	
			VEN	BS-5043	PR 1ZE			
2.0 TDI 4motion	90/122	05/15->	VEN	BS-5016	PR 1ZA	SOL	BS-5116	
			VEN	BS-5043	PR 1ZE			
2.0 TDI 4motion	103/140	05/15->	VEN	BS-5016	PR 1ZA	SOL	BS-5116	
			VEN	BS-5043	PR 1ZE			
2.0 TDI 4motion	110/150	11/15->	VEN	BS-5016	PR 1ZA	SOL	BS-5116	
			VEN	BS-5043	PR 1ZE			









### CC (358)










1.4 TSI	110/150	05/15->	VEN	BS-5016	PR 1ZM	SOL	BS-5398	PR 1KW
1.4 TSI	118/160	11/11->	VEN	BS-5016	PR 1ZM; PR 1ZG	SOL	BS-5398	PR 1KW
1.4 TSI MultiFuel	118/160	11/11->	VEN	BS-5016	PR 1ZM/1ZG	SOL	BS-5398	PR 1KW
1.8 TSI	118/160	11/11->	VEN	BS-5016	PR 1LH, 1ZM, 1ZG	SOL	BS-5398	PR 1KU, 1KW
1.8 TSI	112/152	11/11->	VEN	BS-5016	PR 1ZM; PR 1ZG	SOL	BS-5398	PR 1KW
2.0 TDI	110/150	05/15->	VEN	BS-5016	PR 1ZM	SOL	BS-5398	PR 1KW
2.0 TDI	135/184	05/15->	VEN	BS-5016	PR 1ZM	SOL	BS-5398	PR 1KW
2.0 TDI	125/170	11/11->	VEN	BS-5016	PR 1ZM; PR 1ZG	SOL	BS-5398	PR 1KW
2.0 TDI	103/140	11/11->	VEN	BS-5016	PR 1ZM; PR 1ZG	SOL	BS-5398	PR 1KW
2.0 TDI	100/136	11/11->	VEN	BS-5016	PR 1ZM; PR 1ZG	SOL	BS-5398	PR 1KW
2.0 TDI	130/177	12/12->	VEN	BS-5016	PR 1ZM; PR 1ZG	SOL	BS-5398	PR 1KW










	kW/HP		Type			Type		
2.0 TDI 4motion	103/140	11/11->	VEN	BS-5016	PR 1ZM; PR 1ZG	SOL	BS-5398	PR 1KW
2.0 TDI 4motion	125/170	11/11->	VEN	BS-5016	PR 1ZM; PR 1ZG	SOL	BS-5398	PR 1KW
2.0 TDI 4motion	130/177	12/12->	VEN	BS-5016	PR 1ZG/1ZM	SOL	BS-5398	PR 1KW
2.0 TSI	155/210	11/11->	VEN	BS-5016	PR 1ZM; PR 1ZG	SOL	BS-5398	PR 1KW
3.6 FSI 4motion	220/300	11/11->	VEN	BS-5016	PR 1ZM; PR 1ZG	SOL	BS-5398	PR 1KW
<b>CORRADO [53I]</b> 								
1.8 16V	100/136	04/89->07/92	VEN	BS-5088		SOL	BS-5087	
1.8 G60	118/160	09/88->09/93				SOL	BS-5087	
2.0 i	85/115	04/93->12/95	VEN	BS-5088	->05/95	SOL	BS-5087	->05/95
2.0 i 16V	100/136	08/91->12/95	VEN	BS-5088	->05/95	SOL	BS-5087	->05/95
<b>CRAFTER 30-35 Bus [2E_]</b> 								
2.0 TDI	80/109	05/11->	VEN	BS-5256		VEN	BS-5388	PR 0WF
						SOL	BS-5599	PR 0WC; PR 0WL
2.0 TDI	100/136	05/11->	VEN	BS-5256		VEN	BS-5388	PR 0WF
						SOL	BS-5599	PR 0WC; PR 0WL
2.0 TDI	120/163	07/11->	VEN	BS-5256		VEN	BS-5388	PR 0WF
						SOL	BS-5599	PR 0WC; PR 0WL
2.0 TDI	105/142	10/11->	VEN	BS-5256		VEN	BS-5388	PR 0WF
						SOL	BS-5599	PR 0WC; PR 0WL
2.0 TDI	84/114	11/13->	VEN	BS-5256	PR 0WC; PR 0WL; PR 0WF; MD Crafter 30; MD Crafter 35	VEN	BS-5388	PR 0WF; MD Crafter 30
						SOL	BS-5599	PR 0WC; PR 0WL; MD Crafter 30; MD Crafter 35
2.0 TDI 4motion	120/163	11/11->	VEN	BS-5256	PR 0WC; PR 0WL	SOL	BS-5599	PR 0WC; PR 0WL
						VEN	BS-5388	PR 0WF
2.5 TDI	65/88	04/06->07/11	VEN	BS-5256		SOL	BS-5599	PR 0WC; PR 0WL
						VEN	BS-5388	PR 0WF
2.5 TDI	80/109	04/06->	VEN	BS-5256		SOL	BS-5599	PR 0WC; PR 0WL
						VEN	BS-5388	PR 0WF
2.5 TDI	100/136	04/06->	VEN	BS-5256		SOL	BS-5599	PR 0WC; PR 0WL
						VEN	BS-5388	PR 0WF
2.5 TDI	120/163	04/06->07/11	VEN	BS-5256		SOL	BS-5599	PR 0WC; PR 0WL
						VEN	BS-5388	PR 0WF
<b>CRAFTER 30-50 Box [2E_]</b> 								
2.0 TDI	80/109	05/11->	VEN	BS-5256		VEN	BS-5388	PR 0WF
						SOL	BS-5599	PR 0WC; PR 0WL
2.0 TDI	100/136	05/11->	VEN	BS-5256		VEN	BS-5388	PR 0WF
						SOL	BS-5599	PR 0WC; PR 0WL
2.0 TDI	120/163	07/11->	VEN	BS-5256		VEN	BS-5388	PR 0WF
						SOL	BS-5599	PR 0WC; PR 0WL
2.0 TDI	105/142	10/11->	VEN	BS-5256		VEN	BS-5388	PR 0WF
						SOL	BS-5599	PR 0WC; PR 0WL

	kw/HP		Type			Type		
2.0 TDI	84/114	11/13->	VEN	BS-5256	MD Crafter 35; PR 0WC/OWL; MD Crafter 50; PR 0WF	VEN	BS-5388	MD Crafter 50; PR 0WF
						SOL	BS-5599	MD Crafter 35; PR 0WC/OWL
2.0 TDI 4motion	120/163	11/11->	VEN	BS-5256	PR 0WC; PR 0WL	SOL	BS-5599	PR 0WC; PR 0WL
2.5 TDI	65/88	04/06->07/11	VEN	BS-5256		VEN	BS-5388	PR 0WF
						SOL	BS-5599	PR 0WC; PR 0WL
2.5 TDI	80/109	04/06->	VEN	BS-5256		VEN	BS-5388	PR 0WF
						SOL	BS-5599	PR 0WC; PR 0WL
2.5 TDI	100/136	04/06->	VEN	BS-5256		VEN	BS-5388	PR 0WF
						SOL	BS-5599	PR 0WC; PR 0WL
2.5 TDI	120/163	04/06->07/11	VEN	BS-5256		VEN	BS-5388	PR 0WF
						SOL	BS-5599	PR 0WC; PR 0WL
<b>CRAFTER 30-50 Platform/Chassis (2F_) </b>								
2.0 TDI	80/109	05/11->	VEN	BS-5256		VEN	BS-5388	PR 0WF
						SOL	BS-5599	PR 0WC; PR 0WL
2.0 TDI	100/136	05/11->	VEN	BS-5256		VEN	BS-5388	PR 0WF
						SOL	BS-5599	PR 0WC; PR 0WL
2.0 TDI	120/163	07/11->	VEN	BS-5256		VEN	BS-5388	PR 0WF
						SOL	BS-5599	PR 0WC; PR 0WL
2.0 TDI	105/142	10/11->	VEN	BS-5256		VEN	BS-5388	PR 0WF
						SOL	BS-5599	PR 0WC; PR 0WL
2.0 TDI	84/114	11/13->	VEN	BS-5256	PR 0WF; PR 0WC; PR 0WL	VEN	BS-5388	PR 0WF
						SOL	BS-5599	PR 0WC; PR 0WL
2.0 TDI 4motion	120/163	11/11->	VEN	BS-5256	PR 0WC; PR 0WL	SOL	BS-5599	PR 0WC; PR 0WL
2.5 TDI	65/88	04/06->07/11	VEN	BS-5256		VEN	BS-5388	PR 0WF
						SOL	BS-5599	PR 0WC; PR 0WL
2.5 TDI	80/109	04/06->	VEN	BS-5256		VEN	BS-5388	PR 0WF
						SOL	BS-5599	PR 0WC; PR 0WL
2.5 TDI	100/136	04/06->	VEN	BS-5256		VEN	BS-5388	PR 0WF
						SOL	BS-5599	PR 0WC; PR 0WL
2.5 TDI	120/163	04/06->07/11	VEN	BS-5256		VEN	BS-5388	PR 0WF
						SOL	BS-5599	PR 0WC; PR 0WL
<b>DERBY (86) </b>								
0.9	29/40	02/77->09/81				DRUM	BS-5416	
1.1	37/50	02/77->09/81				DRUM	BS-5416	
1.3	44/60	02/77->09/81				DRUM	BS-5416	
<b>DERBY (86C, 80) </b>								
1.0	29/40	10/81->12/84	SOL	BS-5068		DRUM	BS-5416	
1.1	37/50	10/81->07/83	SOL	BS-5068		DRUM	BS-5416	
1.3	44/60	08/81->07/83	SOL	BS-5068	08/82->	DRUM	BS-5416	08/82->

	kW/HP		Type			Type		
1.3	40/55	08/83->12/84	SOL	BS-5068		DRUM	BS-5416	
1.3	55/75	09/82->12/84	SOL	BS-5068				
<b>EOS (1F7, 1F8) </b>								
			VEN	BS-5016	PR 1LJ; PR 1ZD	SOL	BS-5044	PR 1KD
1.4 TSI	118/160	05/08->	SOL	BS-5116	PR 1KS			
			VEN	BS-5043	PR 1ZE	SOL	BS-5398	PR 1KZ; PR 1KJ
1.4 TSI	90/122	11/07->	VEN	BS-5016	PR 1LJ; PR 1ZD	SOL	BS-5044	PR 1KD
			SOL	BS-5116	PR 1KS			
			VEN	BS-5043	PR 1ZE	SOL	BS-5398	PR 1KZ; PR 1KJ
1.6 FSI	85/115	06/06->05/08	VEN	BS-5016	PR 1LJ; PR 1ZD	SOL	BS-5044	PR 1KD
			VEN	BS-5043	PR 1ZE	SOL	BS-5398	PR 1KZ; PR 1KJ
2.0 FSI	110/150	03/06->05/08	VEN	BS-5016	PR 1LJ; PR 1ZD	SOL	BS-5044	PR 1KD
			VEN	BS-5043	PR 1ZE	SOL	BS-5398	PR 1KZ; PR 1KJ
2.0 TDI	103/140	06/06->05/08	VEN	BS-5016	PR 1LJ; PR 1ZD	SOL	BS-5044	PR 1KD
			VEN	BS-5043	PR 1ZE	SOL	BS-5398	PR 1KZ; PR 1KJ
2.0 TDI	100/136	11/10->	VEN	BS-5016	PR 1ZA	SOL	BS-5044	PR 1KD
						SOL	BS-5116	PR 1KS
2.0 TDI 16V	103/140	05/08->	VEN	BS-5016	PR 1ZA; PR 1LJ	SOL	BS-5044	PR 1KD
						SOL	BS-5116	PR 1KS
			VEN	BS-5043	PR 1ZE	SOL	BS-5398	PR 1KZ; PR 1KJ
2.0 TFSI	147/200	03/06->	VEN	BS-5016	PR 1LJ	SOL	BS-5044	PR 1KD
						SOL	BS-5116	PR 1KS
						SOL	BS-5398	PR 1KZ; PR 1KJ
2.0 TFSI	162/220	11/13->	VEN	BS-5016	PR 1ZA/1ZD	SOL	BS-5044	PR 1KD
			VEN	BS-5043	PR 1ZE	SOL	BS-5116	PR 1KS
2.0 TSI	155/210	11/09->	VEN	BS-5016	PR 1LJ; PR 1ZA; PR 1ZD	SOL	BS-5116	PR 1KS
						SOL	BS-5398	PR 1KZ
3.2 V6	184/250	06/06->05/09	VEN	BS-5016	PR 1LJ; PR 1ZD	SOL	BS-5044	PR 1KD
			VEN	BS-5043	PR 1ZE	SOL	BS-5398	PR 1KZ; PR 1KJ
3.6 V6	191/260	05/09->11/10	VEN	BS-5016	PR 1LJ; PR 1ZD	SOL	BS-5044	PR 1KD
			VEN	BS-5043	PR 1ZE	SOL	BS-5398	PR 1KD; PR 1KJ
<b>FOX (5Z1, 5Z3) </b>								
1.2	40/55	04/05->	VEN	BS-5031	PR 1ZF; ->12/11	DRUM	BS-5029	->12/11
			VEN	BS-5337	PR 1ZN; ->12/11			
1.2	44/60	09/10->	VEN	BS-5031	PR 1ZF	DRUM	BS-5029	
			VEN	BS-5337	PR 1ZN			
1.4	55/75	04/05->	VEN	BS-5031	PR 1ZF	DRUM	BS-5029	
			VEN	BS-5337	PR 1ZN			

	kW/HP		Type			Type			
1.4 TDI	51/70	04/05->	VEN	BS-5031	PR 1ZF	DRUM	BS-5029		
			VEN	BS-5337	PR 1ZN				
<b>GOLF ALLTRACK [BA5]</b> 									
1.6 TDI 4motion	81/110	12/14->	VEN	BS-5016	PR 1ZA; PR 1ZD	SOL	BS-5116	PR 1KE	
			VEN	BS-5043	PR 1ZE; PR 1ZP				
1.8 TSI 4motion	132/180	12/14->	VEN	BS-5016	PR 1ZD; PR 1ZA	SOL	BS-5116	PR 1KE	
			VEN	BS-5043	PR 1ZE				
2.0 TDI 4motion	110/150	12/14->	VEN	BS-5016	PR 1ZA; PR 1ZD	SOL	BS-5116	PR 1KE	
			VEN	BS-5043	PR 1ZE; PR 1ZP				
2.0 TDI 4motion	135/184	12/14->	VEN	BS-5016	PR 1ZA; PR 1ZD	SOL	BS-5116	PR 1KE	
			VEN	BS-5043	PR 1ZE; PR 1ZP				
<b>GOLF I [17]</b> 									
1.1	37/50	04/74->07/83	SOL	BS-5068	08/78->	DRUM	BS-5416		
			SOL	BS-5069	08/75->; ->07/78; not for SP				
1.1	38/52	08/76->07/80	SOL	BS-5069					
1.3	44/60	08/79->07/83	SOL	BS-5068		DRUM	BS-5416		
1.5	51/70	04/74->12/75	SOL	BS-5069					
1.5	51/70	08/77->07/83	SOL	BS-5069		DRUM	BS-5416		
			SOL	BS-5068	02/79->				
1.5 D	37/50	08/76->07/80	SOL	BS-5069	->01/79; not for SE	DRUM	BS-5416		
			SOL	BS-5068					
1.6	55/75	01/83->02/84	SOL	BS-5069	->07/83	DRUM	BS-5416	->07/83	
1.6	55/75	08/75->02/84	SOL	BS-5069	->07/83	DRUM	BS-5416	->07/83	
1.6 D	40/54	08/80->07/83	SOL	BS-5068		DRUM	BS-5416		
			SOL	BS-5069		SOL	BS-5087		
1.6 GTI	81/110	08/76->07/82	VEN	BS-5070	08/78->	DRUM	BS-5416	08/78->	
			SOL	BS-5069					
1.6 TD	51/70	03/82->07/83	SOL	BS-5068	08/82->	DRUM	BS-5416	08/82->	
1.8 GTI	82/112	08/82->12/83	SOL	BS-5069		SOL	BS-5087		
			VEN	BS-5070	->07/83	DRUM	BS-5416	->07/83	
<b>GOLF I Cabriolet [155]</b> 									
1.5	51/70	01/79->11/83	SOL	BS-5069	->07/83	DRUM	BS-5416	->07/83	
1.6	53/72	04/86->02/90	SOL	BS-5069		DRUM	BS-5416		
1.6	81/110	08/79->07/82	VEN	BS-5070		DRUM	BS-5416		
1.6	55/75	08/79->07/83	SOL	BS-5069		DRUM	BS-5416		
1.6	55/75	08/83->04/92	SOL	BS-5069	->07/90	DRUM	BS-5416	->07/90	
1.8	82/112	08/82->12/89	VEN	BS-5070		DRUM	BS-5416		
1.8	66/90	08/83->09/92	VEN	BS-5070		DRUM	BS-5416		
1.8	70/95	08/83->04/93	VEN	BS-5070		DRUM	BS-5416		
1.8	72/98	08/89->03/93	VEN	BS-5070		DRUM	BS-5416		

	<b>kW/HP</b>		<b>Type</b>			<b>Type</b>		
<b>GOLF II (19E, 1G1)</b> 								
1.0	37/50	08/85->10/91	SOL	BS-5068	- ABS	DRUM	BS-5416	
1.0	33/45	11/83->08/85	SOL	BS-5068		DRUM	BS-5416	
1.3	40/55	08/83->06/87	SOL	BS-5068	MT; - ABS	DRUM	BS-5416	MT
			SOL	BS-5069	AT			
1.3 CAT	40/55	06/86->12/92	SOL	BS-5068	MT; - ABS	DRUM	BS-5416	AT
			SOL	BS-5069	AT; + ABS			
1.6	53/72	02/86->10/91	SOL	BS-5069		DRUM	BS-5416	
1.6	55/75	08/83->07/92	SOL	BS-5069	->07/91	DRUM	BS-5416	->07/91
1.6	51/70	10/86->12/92	SOL	BS-5069		DRUM	BS-5416	
1.6 D	40/54	08/83->10/91	SOL	BS-5068	MT	DRUM	BS-5416	AT
			SOL	BS-5069	AT			
1.6 TD	59/80	04/89->10/91	SOL	BS-5069		DRUM	BS-5416	
1.6 TD	51/70	08/83->10/91	SOL	BS-5069		DRUM	BS-5416	
1.6 TD	44/60	08/89->10/91	SOL	BS-5069		DRUM	BS-5416	
1.8	66/90	08/84->10/91	SOL	BS-5069	- ABS	SOL	BS-5087	+ ABS; ->07/89
			VEN	BS-5070	+ ABS; 07/89->	DRUM	BS-5416	- ABS
1.8	62/84	08/86->01/90	SOL	BS-5069		SOL	BS-5087	+ ABS
			VEN	BS-5070	->07/89; + ABS	DRUM	BS-5416	
1.8 GTI	77/105	01/85->07/85	VEN	BS-5070		SOL	BS-5087	
						DRUM	BS-5416	engine RV
1.8 GTI	82/112	08/83->10/91	VEN	BS-5070	01/84->	SOL	BS-5087	01/84->
1.8 GTI	79/107	08/85->10/87	SOL	BS-5069	08/86->	SOL	BS-5087	
			VEN	BS-5070	03/87->	DRUM	BS-5416	08/86->
1.8 GTI 16V	95/129	02/86->10/91	VEN	BS-5088	08/88->	SOL	BS-5087	
1.8 GTI 16V	102/139	02/86->06/90	VEN	BS-5088	08/88->	SOL	BS-5087	08/88->; + ABS
1.8 GTI CAT	79/107	01/87->10/91	SOL	BS-5069		SOL	BS-5087	08/89->
			VEN	BS-5070		DRUM	BS-5416	->07/88
1.8 GTI G60	118/160	04/90->07/91				SOL	BS-5087	
1.8 GTI G60 Syncro	118/160	08/88->12/91	SOL	BS-5068	exc.eng PG	SOL	BS-5087	engine PG
1.8 i CAT	66/90	08/87->10/91	SOL	BS-5069	- ABS	SOL	BS-5087	+ ABS
			VEN	BS-5070	+ ABS	DRUM	BS-5416	
1.8 i Syncro CAT	66/90	08/87->10/91	SOL	BS-5069				
1.8 Syncro	66/90	02/86->07/91	SOL	BS-5069				
1.8 Syncro	72/98	08/88->07/91	SOL	BS-5069				



kW/HP



Type



Type



## GOLF III (1H1)

Engine	kW/HP	Period	Type	Part No.	Options	Type	Part No.	Options
1.4	44/60	10/91->08/97	SOL	BS-5069	- ABS			
			VEN	BS-5070	09/96->; + ABS	DRUM	BS-5427	
			VEN	BS-5088	->08/96; + ABS			
1.4	40/55	11/91->08/97	SOL	BS-5069				
1.6	74/101	07/95->08/97	VEN	BS-5088	Ø wheel 14` in; PR 1LY; PR 1ZK; PR 1LF	SOL	BS-5087	+ ABS; PR 1KD
			SOL	BS-5089	Ø wheel 14` in; PR 1LL; PR 1LV	DRUM	BS-5427	- ABS
1.6	55/75	09/92->08/97	SOL	BS-5069	Ø wheel 13` in; PR 1LK; PR 1LM	SOL	BS-5087	+ ABS; PR 1KD
			VEN	BS-5070	Ø wheel 13` in; PR 1LG			
			VEN	BS-5088	Ø wheel 14` in; PR 1LY; PR 1ZK; PR 1LF	DRUM	BS-5427	- ABS
			SOL	BS-5089	Ø wheel 14` in; PR 1LL; PR 1LV			
1.8	55/75	11/91->08/97	SOL	BS-5069	- ABS; MT	SOL	BS-5087	
			VEN	BS-5088	+ ABS			
			SOL	BS-5089	- ABS; AT	DRUM	BS-5427	08/95->
1.8	66/90	11/91->08/97	SOL	BS-5069	engine ABS	SOL	BS-5087	+ ABS
			VEN	BS-5088				
			SOL	BS-5089		DRUM	BS-5427	- ABS; engine ADZ
1.8 Syncro (1HX1)	66/90	01/93->08/97	SOL	BS-5069				
			VEN	BS-5088				
			SOL	BS-5089				
1.9 D	48/65	11/91->08/97	SOL	BS-5069	->04/96			
			VEN	BS-5070	09/96->	DRUM	BS-5427	08/95->
			VEN	BS-5088	05/96->; ->08/96			
1.9 SDI	47/64	07/95->08/97	SOL	BS-5069	->04/96			
			VEN	BS-5070	09/96->	DRUM	BS-5427	
			VEN	BS-5088	05/96->; ->08/96			
1.9 TD,GTD	55/75	11/91->08/97	SOL	BS-5069		DRUM	BS-5427	08/95->
1.9 TDI	81/110	04/96->08/97	VEN	BS-5088		SOL	BS-5087	+ ABS
						DRUM	BS-5427	- ABS
1.9 TDI	66/90	09/93->08/97	VEN	BS-5088	08/95->	SOL	BS-5087	
			SOL	BS-5089	->07/95	DRUM	BS-5427	10/94->
1.9 TDI Syncro (1HX1)	66/90	08/95->08/97	SOL	BS-5069	PR 1LK; PR 1LM; Ø wheel 13` in	DRUM	BS-5427	->04/96
			SOL	BS-5089	PR 1LL; PR 1LV; Ø wheel 14` in			
2.0	85/115	11/91->08/97	VEN	BS-5088	->09/92; engine 2E/AGG	SOL	BS-5087	->09/92; engine AGG/AKR
						DRUM	BS-5427	- ABS; engine AGG
2.0 GTI 16V	110/150	08/92->08/97	VEN	BS-5088	->07/95	SOL	BS-5087	->07/95
2.0 Syncro (1HX1)	85/115	08/95->08/97	VEN	BS-5088		SOL	BS-5087	
						DRUM	BS-5427	->04/96



kW/HP



Type



Type










## GOLF III Cabriolet (1E7)









1.6	74/101	10/94->05/98	VEN	BS-5088	ch.1EV000001->	SOL	BS-5087	+ ABS
			SOL	BS-5089	->ch.1ET030000	DRUM	BS-5427	- ABS
1.8	55/75	07/93->05/98	VEN	BS-5088	ch.1EV000001->	SOL	BS-5087	+ ABS
			SOL	BS-5089	->ch.1ET030000	DRUM	BS-5427	- ABS
1.8	66/90	07/93->05/98	VEN	BS-5088	ch.1EV000001->	SOL	BS-5087	+ ABS
			SOL	BS-5089	->ch.1ET030000	DRUM	BS-5427	
1.9 TDI	81/110	07/96->05/98	VEN	BS-5088	ch.1EV000001->	SOL	BS-5087	+ ABS
			SOL	BS-5089	->ch.1ET030000	DRUM	BS-5427	
1.9 TDI	66/90	08/95->05/98	VEN	BS-5088	ch.1EV000001->	SOL	BS-5087	
			SOL	BS-5089	->ch.1ET030000	DRUM	BS-5427	
2.0	85/115	07/93->05/98	VEN	BS-5088	ch.1EV000001->	SOL	BS-5087	
			SOL	BS-5089	->ch.1ET030000	DRUM	BS-5427	








## GOLF III Variant (1H5)







1.4	40/55	07/93->04/99	SOL	BS-5069	->07/95	DRUM	BS-5427	->07/95
			SOL	BS-5069				
1.4	44/60	07/93->04/99	VEN	BS-5070	09/96->; + ABS	DRUM	BS-5427	+ ABS
			VEN	BS-5088	08/95->; ->10/96; + ABS			
			SOL	BS-5089	08/95->			
1.6	74/101	07/94->04/99	VEN	BS-5088	+ ABS	SOL	BS-5087	->04/96; + ABS
			SOL	BS-5089	- ABS	DRUM	BS-5427	05/96->; - ABS
1.8	55/75	07/93->04/99	VEN	BS-5088	05/96->	SOL	BS-5087	
			SOL	BS-5089	->04/96	DRUM	BS-5427	
1.8	66/90	07/93->04/99	VEN	BS-5088	05/96->	SOL	BS-5087	+ ABS; ->04/96
			SOL	BS-5089	->04/96	DRUM	BS-5427	- ABS; 05/96->
1.8 Syncro	66/90	10/94->04/99	VEN	BS-5088		SOL	BS-5087	
						DRUM	BS-5427	05/96->
1.9 D	48/65	07/93->04/99	SOL	BS-5089		DRUM	BS-5427	
1.9 SDI	47/64	07/95->04/99	SOL	BS-5089		DRUM	BS-5427	
1.9 TD	55/75	07/93->04/99	VEN	BS-5088	05/96->	DRUM	BS-5427	
			SOL	BS-5089				
1.9 TDI	66/90	03/94->04/99	VEN	BS-5088	05/96->	SOL	BS-5087	->07/96
			SOL	BS-5089	->07/96	DRUM	BS-5427	- ABS; 05/96->
1.9 TDI	81/110	04/96->04/99	VEN	BS-5088		SOL	BS-5087	
						DRUM	BS-5427	
1.9 TDI Syncro	66/90	07/95->04/99	VEN	BS-5088	05/96->	SOL	BS-5087	->04/96
			SOL	BS-5089	->04/96	DRUM	BS-5427	05/96->









	kw/HP		Type			Type		
2.0	85/115	07/93->04/99	VEN	BS-5088		SOL	BS-5087	
						DRUM	BS-5427	05/96->; - ABS
2.0 Syncro	85/115	08/95->04/99	VEN	BS-5088		SOL	BS-5087	
<b>GOLF IV (1J1)</b> 								
1.4 16V	55/75	08/97->06/05	VEN	BS-5031	PR 1LQ; PR 1ZF	SOL	BS-5032	PR 1KK; PR 1KS
			VEN	BS-5251	PR 1LR; PR 1LS; PR 1ZM; PR 1ZP			
1.6	75/102	08/00->06/05	VEN	BS-5031	->10/03; PR 1LQ; PR 1ZF	SOL	BS-5032	
			VEN	BS-5251	->10/03; PR 1LR; PR 1LS; PR 1ZM; PR 1ZP			
1.6	74/100	08/97->05/04	VEN	BS-5031	PR 1LQ; PR 1ZF	SOL	BS-5032	PR 1KK/1KS
			VEN	BS-5251	PR 1LR; PR 1LS; PR 1ZM; PR 1ZP			
1.6 16V	77/105	02/00->06/05	VEN	BS-5031	PR 1LQ; PR 1ZF	SOL	BS-5032	PR 1KK; PR 1KS
			VEN	BS-5251	PR 1LR; PR 1LS; PR 1ZM; PR 1ZP			
1.6 FSI	81/110	01/02->06/05	VEN	BS-5030	Ø wheel 16" in; PR 1LN; PR 1LE; PR 1ZH; PR 1ZE	SOL	BS-5032	
			VEN	BS-5031	->10/03; PR 1LQ; PR 1ZF			
			VEN	BS-5251	Ø wheel 15" in; ->10/03; PR 1LR; PR 1LS; PR 1ZM; PR 1ZP			
1.8	92/125	08/97->06/05	VEN	BS-5031	PR 1LQ; PR 1ZF	SOL	BS-5032	
			VEN	BS-5251	PR 1LR; PR 1LS; PR 1ZM; PR 1ZP			
1.8 4motion	92/125	05/98->06/05	VEN	BS-5031	PR 1LQ; PR 1ZF			
			VEN	BS-5251	PR 1LR; PR 1LS; PR 1ZM; PR 1ZP			
			VEN	BS-5030	PR 1LN; PR 1LE; PR 1ZH; PR 1ZE			
1.8 T	110/150	08/97->06/05	VEN	BS-5031	->10/03; PR 1LQ; PR 1ZF	SOL	BS-5032	
			VEN	BS-5251	->10/03; PR 1LR; PR 1LS; PR 1ZM; PR 1ZP			
1.9 SDI	50/68	08/97->06/05	VEN	BS-5031	->10/03; PR 1LQ; PR 1ZF	SOL	BS-5032	
			VEN	BS-5251	->10/03; PR 1LR; PR 1LS; PR 1ZM; PR 1ZP			
1.9 TDI	110/150	05/00->06/05	VEN	BS-5030	PR 1LN; PR 1LE; PR 1ZH; PR 1ZE	SOL	BS-5032	
1.9 TDI	81/110	08/97->05/04	VEN	BS-5251	PR 1LR/1LS/1ZM/1ZP	SOL	BS-5032	PR 1KK/1KS
1.9 TDI	74/101	09/00->06/05	VEN	BS-5251	engine ATD/AXR; PR 1LR; PR 1LS; PR 1ZM; PR 1ZP	SOL	BS-5032	engine ATD/AXR; PR 1KK/1KS
1.9 TDI	66/90	10/97->05/04	VEN	BS-5251	PR 1LR; PR 1LS; PR 1ZM; PR 1ZP	SOL	BS-5032	PR 1KK; PR 1KS
1.9 TDI	96/130	11/00->06/05	VEN	BS-5030	PR 1LN/1LE/1ZH/1ZE	SOL	BS-5032	
1.9 TDI	85/115	12/98->06/01	VEN	BS-5251	PR 1LR/1LS/1ZM	SOL	BS-5032	PR 1KK/1KS/1KV
1.9 TDI 4motion	110/150	02/00->06/05	VEN	BS-5030	PR 1LN; PR 1LE; PR 1ZH; PR 1ZE; not for PR # 1ZD			
1.9 TDI 4motion	66/90	07/98->04/02	VEN	BS-5031	PR 1LQ; PR 1ZF			
			VEN	BS-5251	PR 1LR; PR 1LS; PR 1ZM; PR 1ZP			
			VEN	BS-5030	PR 1LN; PR 1LE; PR 1ZH; PR 1ZE			
1.9 TDI 4motion	74/101	09/00->06/05	VEN	BS-5031	->10/03; PR 1LQ; PR 1ZF			
			VEN	BS-5251	->10/03; PR 1LR; PR 1LS; PR 1ZM; PR 1ZP			
1.9 TDI 4motion	85/115	09/99->06/01	VEN	BS-5031	PR 1LQ; PR 1ZF			
			VEN	BS-5251	PR 1LR; PR 1LS; PR 1ZM; PR 1ZP			















	kW/HP		Type			Type			
1.9 TDI 4motion	96/130	11/00->06/05	VEN	BS-5030	06/01->; ->09/03	SOL	BS-5032	06/01->; ->02/03	
				VEN	BS-5030	PR 1LN; PR 1LE; PR 1ZH; PR 1ZE			
2.0	85/115	07/98->05/04	VEN	BS-5031	->10/03; PR 1LQ; PR 1ZF	SOL	BS-5032		
				VEN	BS-5251	->09/03; PR 1LR; PR 1LS; PR 1ZM; PR 1ZP			
				VEN	BS-5030	PR 1LN; PR 1LE; PR 1ZH; PR 1ZE			
2.0 4motion	85/115	10/00->06/05	VEN	BS-5031	->10/03; PR 1LQ; PR 1ZF				
				VEN	BS-5251	->10/03; PR 1LR; PR 1LS; PR 1ZM; PR 1ZP			
2.3 V5	110/150	08/97->10/00	VEN	BS-5030	PR 1LN; PR 1LE; PR 1ZH; PR 1ZE; PR 1ZD	SOL	BS-5032	PR 1KK; PR 1KS; PR 1KV	
2.3 V5	125/170	10/00->06/05	VEN	BS-5030	PR 1LN; PR 1LE; PR 1ZH; PR 1ZE				
2.3 V5 4motion	110/150	12/98->10/00	VEN	BS-5030	PR 1LN; PR 1ZH; PR 1LE				
2.8 V6 4motion	150/204	03/99->06/05	VEN	BS-5030	->04/99	SOL	BS-5032	->05/00	
<b>GOLF IV Cabriolet (1E7)</b> 									
1.6	74/100	06/98->06/02	VEN	BS-5088	PR 1ZK; PR 1LY; PR 1ZJ; PR 1AC	SOL	BS-5087		
				SOL	BS-5089	PR 1LL	DRUM	BS-5427 - ABS	
1.8	55/75	06/98->06/02	VEN	BS-5088	->09/00	SOL	BS-5087	->09/00	
				SOL	BS-5089	->09/00	DRUM	BS-5427 - ABS	
1.8	66/90	06/98->06/02	VEN	BS-5088	->09/00	SOL	BS-5087	->09/00	
				SOL	BS-5089	->09/00	DRUM	BS-5427 - ABS	
1.9 TDI	66/90	06/98->06/02	VEN	BS-5088	+ ABS	SOL	BS-5087	+ ABS	
				SOL	BS-5089	- ABS	DRUM	BS-5427 ->12/01; - ABS	
1.9 TDI	81/110	06/98->06/02	VEN	BS-5088	PR 1ZK; PR 1LY; PR 1ZJ+1AC	SOL	BS-5087	PR 1KD; PR 1KK	
				SOL	BS-5089	PR 1LL	DRUM	BS-5427 ->09/00; - ABS	
2.0	85/115	06/98->06/02	VEN	BS-5088		SOL	BS-5087		
				SOL	BS-5089	PR 1LL	DRUM	BS-5427 ->12/01	
<b>GOLF IV Variant (1J5)</b> 									
1.4 16V	55/75	05/99->06/06	VEN	BS-5031	->10/03; PR 1LQ; PR 1ZF	SOL	BS-5032		
				VEN	BS-5251	->10/03; PR 1LR; PR 1LS; PR 1ZM; PR 1ZP			
1.6	74/101	05/99->04/02	VEN	BS-5031	PR 1LQ; PR 1ZF	SOL	BS-5032		
				VEN	BS-5251	PR 1LR; PR 1LS; PR 1ZM; PR 1ZP			
1.6	75/102	08/00->06/06	VEN	BS-5031	PR 1LQ; PR 1ZF; ->10/03	SOL	BS-5032		
				VEN	BS-5251	PR 1LR; PR 1LS; PR 1ZM; PR 1ZP; ->10/03			
				VEN	BS-5030	PR 1LN; PR 1LE; PR 1ZH; PR 1ZE			
1.6 16V	77/105	02/00->06/06	VEN	BS-5031	->10/03; PR 1LQ; PR 1ZF	SOL	BS-5032		
				VEN	BS-5251	->10/03; PR 1LR; PR 1LS; PR 1ZM; PR 1ZP			
				VEN	BS-5030	PR 1LN; PR 1LE; PR 1ZH; PR 1ZE			
1.6 FSI	81/110	01/02->06/06	VEN	BS-5031	->10/03; PR 1LQ; PR 1ZF	SOL	BS-5032		
				VEN	BS-5251	->10/03; PR 1LR; PR 1LS; PR 1ZM; PR 1ZP			
1.8 4motion	92/125	05/99->06/06	VEN	BS-5251	->08/00	SOL	BS-5032	->08/00	

	kW/HP		Type			Type		
1.8 T	110/150	05/00->06/06	VEN	BS-5030		SOL	BS-5032	
1.9 SDI	50/68	05/99->06/06	VEN	BS-5031	->10/03; PR 1LQ; PR 1ZF	SOL	BS-5032	
			VEN	BS-5251	->10/03; PR 1LR; PR 1LS; PR 1ZM; PR 1ZP			
1.9 TDI	66/90	05/99->05/06	VEN	BS-5030	PR 1LN; PR 1LE; PR 1ZH; PR 1ZE	SOL	BS-5032	
			VEN	BS-5031	->10/03; PR 1LQ; PR 1ZF			
			VEN	BS-5251	->10/03; PR 1LR; PR 1LS; PR 1ZM; PR 1ZP			
1.9 TDI	81/110	05/99->06/01	VEN	BS-5030	PR 1LN; PR 1LE; PR 1ZH; PR 1ZE	SOL	BS-5032	
			VEN	BS-5031	PR 1LQ; PR 1ZF			
			VEN	BS-5251	PR 1LR; PR 1LS; PR 1ZM; PR 1ZP			
1.9 TDI	85/115	08/99->06/01	VEN	BS-5031	PR 1LQ; PR 1ZF	SOL	BS-5032	
			VEN	BS-5251	PR 1LR; PR 1LS; PR 1ZM; PR 1ZP			
1.9 TDI	74/101	09/00->06/06	VEN	BS-5251	PR 1LR; PR 1LS; PR 1ZM; PR 1ZP	SOL	BS-5032	PR 1KP; PR 1KT
1.9 TDI	96/130	11/00->06/06	VEN	BS-5030	06/01->	SOL	BS-5032	06/01->
			VEN	BS-5251	03/03->			
1.9 TDI 4motion	110/150	05/02->06/05	VEN	BS-5030	PR 1ZE			
			VEN	BS-5251	PR 1LS/1ZM			
1.9 TDI 4motion	66/90	05/99->04/02	VEN	BS-5031	PR 1LQ; PR 1ZF			
			VEN	BS-5251	PR 1LR; PR 1LS; PR 1ZM; PR 1ZP			
1.9 TDI 4motion	85/115	05/99->06/01	VEN	BS-5031	PR 1LQ; PR 1ZF			
			VEN	BS-5251	PR 1LR; PR 1LS; PR 1ZM; PR 1ZP			
1.9 TDI 4motion	74/101	09/00->06/06	VEN	BS-5251	PR 1LR; PR 1LS; PR 1ZM			
1.9 TDI 4motion	96/130	11/00->06/06	VEN	BS-5030	PR 1ZE; PR 1ZD			
			VEN	BS-5030	PR 1LN; PR 1LE; PR 1ZH; PR 1ZE			
2.0	85/115	05/99->06/06	VEN	BS-5031	->10/03; PR 1LQ; PR 1ZF	SOL	BS-5032	
			VEN	BS-5251	->10/03; PR 1LR; PR 1LS; PR 1ZM; PR 1ZP			
2.0 4motion	85/115	10/00->06/06	VEN	BS-5251		SOL	BS-5032	03/03->
2.0 4motion	88/120	12/99->06/06	VEN	BS-5031	PR 1LQ; PR 1ZF			
			VEN	BS-5251	PR 1ZM; PR 1LS; PR 1ZP			
2.0 Bi-Fuel	85/116	02/02->06/06	VEN	BS-5251		SOL	BS-5032	
2.3 V5	110/150	05/99->06/06	VEN	BS-5030	->05/00; PR 1ZD; PR 1ZE	SOL	BS-5032	->05/00; PR 1KP/1KT
2.3 V5 4motion	110/150	05/99->06/06	VEN	BS-5030	PR 1ZE; PR 1ZD			
2.3 V5 4motion	125/170	10/00->06/06	VEN	BS-5030	PR 1LN; PR 1LE; PR 1ZH; PR 1ZE			
2.8 V6 4motion	150/204	05/99->06/06	VEN	BS-5030	PR 1LN; PR 1LE; PR 1ZH; PR 1ZE			
<b>GOLF PLUS [5M1, 521] </b>								
1.2 TSI	77/105	11/09->12/13	VEN	BS-5041	PR 1ZF	SOL	BS-5044	PR 1KD
						SOL	BS-5398	PR 1KZ

	kw/HP		Type			Type		
1.4 16V	55/75	01/05->11/06	VEN	BS-5041	PR 1ZF	SOL	BS-5044	
			VEN	BS-5043	PR 1ZE			
1.4 16V	59/80	05/06->12/13	VEN	BS-5041	PR 1ZF; PR 1ZM	SOL	BS-5044	PR 1KD
			VEN	BS-5043	PR 1ZE			
1.4 FSI	66/90	07/05->11/06	VEN	BS-5041	PR 1ZF; PR 1ZM	SOL	BS-5044	PR 1KD
			VEN	BS-5043	PR 1ZE			
1.4 TSI	103/140	05/06->06/08	VEN	BS-5043	PR 1ZE	SOL	BS-5042	
						SOL	BS-5044	PR 1KD
1.4 TSI	125/170	05/06->06/08	VEN	BS-5016		SOL	BS-5044	PR 1KD
						SOL	BS-5398	PR 1KZ
1.4 TSI	90/122	06/07->12/13	VEN	BS-5043	PR 1ZE; PR 1ZP	SOL	BS-5044	
1.4 TSI	118/160	06/08->12/13	VEN	BS-5016	PR 1LJ; PR 1ZA	SOL	BS-5044	PR 1KD; 01/09->
						SOL	BS-5398	PR 1KZ; ->12/08
1.6	75/102	05/05->12/13	VEN	BS-5041	PR 1ZF; PR 1ZM	SOL	BS-5044	PR 1KD
			VEN	BS-5043	PR 1ZE			
1.6 BiFuel	75/102	05/09->12/13	VEN	BS-5041	PR 1ZF	SOL	BS-5044	PR 1KD
						SOL	BS-5398	PR 1KZ
1.6 FSI	85/115	01/05->05/08	VEN	BS-5041	PR 1ZF/1ZM	SOL	BS-5042	PR 1KE
			VEN	BS-5043	PR 1ZE/1ZP	SOL	BS-5044	PR 1KD
1.6 MultiFuel	75/102	11/07->12/13	VEN	BS-5016	PR 1LJ; PR 1ZD; PR 1LL; PR 1LV	SOL	BS-5042	PR 1KE; PR 1KF
			VEN	BS-5031	PR 1LQ; PR 1ZF			
			VEN	BS-5041	PR 1ZF; PR 1ZM	SOL	BS-5044	PR 1KQ; PR 1KD
1.6 TDI	66/90	02/09->12/13	VEN	BS-5043	PR 1ZE; PR 1ZP	SOL	BS-5398	PR 1KZ; PR 1KY; PR 1KV
			VEN	BS-5251	PR 1LS; PR 1ZM; PR 1ZP			
						SOL	BS-5044	PR 1KD
1.6 TDI	77/105	03/09->12/13	VEN	BS-5041	PR 1ZF	SOL	BS-5044	PR 1KD
			VEN	BS-5043	PR 1ZE	SOL	BS-5398	PR 1KZ
1.9 TDI	77/105	01/05->01/09	VEN	BS-5041	PR 1ZF; PR 1ZM	SOL	BS-5044	PR 1KD
			VEN	BS-5043	PR 1ZE			
1.9 TDI	66/90	05/05->12/08	VEN	BS-5041		SOL	BS-5044	
			VEN	BS-5043				
2.0 FSI	110/150	05/05->06/08	VEN	BS-5043	PR 1ZE	SOL	BS-5044	PR 1KD
2.0 TDI	81/110	01/09->12/13	VEN	BS-5041	PR 1ZF/9U0/9U1	SOL	BS-5044	PR 1KD
			VEN	BS-5043	PR 1ZE/9U0/9U1	SOL	BS-5398	PR 1KZ
2.0 TDI	100/136	05/05->12/13	VEN	BS-5043		SOL	BS-5042	MD Cross Golf
						SOL	BS-5044	MD Golf Plus
2.0 TDI	96/131	05/05->05/07	VEN	BS-5043	PR 1ZE	SOL	BS-5044	PR 1KD

	kW/HP		Type			Type			
2.0 TDI	103/140	12/05->05/11	VEN	BS-5043	PR 1ZE	SOL	BS-5044	PR 1KD	
2.0 TDI 16V	103/140	01/05->12/13	VEN	BS-5041	PR 1ZF/1ZM	SOL	BS-5044	PR 1KD/1KQ	
			VEN	BS-5043	PR 1ZE				
<b>GOLF SPORTSVAN [AM1]</b> 									
1.0 TSI	85/115	05/15->	VEN	BS-5016	PR 1ZA	SOL	BS-5116	PR 1KE	
			VEN	BS-5043	PR 1ZE				
1.2 TSI	81/110	04/14->	VEN	BS-5016	PR 1ZA	SOL	BS-5116	PR 1KE	
			VEN	BS-5043	PR 1ZE; PR 1ZP				
1.2 TSI	63/86	05/14->	VEN	BS-5016	PR 1ZA	SOL	BS-5116	PR 1KE	
			VEN	BS-5043	PR 1ZE; PR 1ZP				
1.4 TSI	110/150	02/14->	VEN	BS-5016	PR 1ZA	SOL	BS-5116	PR 1KE	
			VEN	BS-5043	PR 1ZE; PR 1ZP				
1.4 TSI	92/125	04/14->	VEN	BS-5016	PR 1ZA	SOL	BS-5116	PR 1KE	
			VEN	BS-5043	PR 1ZE; PR 1ZP				
1.4 TSI MultiFuel	92/125	04/14->	VEN	BS-5016	PR 1ZA	SOL	BS-5116	PR 1KE	
			VEN	BS-5043	PR 1ZE; PR 1ZP				
1.6	81/110	05/14->	VEN	BS-5016	PR 1ZA	SOL	BS-5116	PR 1KE	
			VEN	BS-5043	PR 1ZE				
1.6 TDI	81/110	02/14->	VEN	BS-5016	PR 1ZA; PR 1ZB; PR 1ZD; PR 1LV	SOL	BS-5116	PR 1KE	
			VEN	BS-5043	PR 1ZE; PR 1ZP				
1.6 TDI	66/90	02/14->	VEN	BS-5016	PR 1ZA	SOL	BS-5116	PR 1KE	
			VEN	BS-5043	PR 1ZE; PR 1ZP				
2.0 TDI	110/150	02/14->	VEN	BS-5016	PR 1ZA/1ZB; PR 1ZD/1LV	SOL	BS-5116	PR 1KE	
			VEN	BS-5043	PR 1ZE; PR 1ZP				
2.0 TDI	81/110	05/14->	VEN	BS-5016	PR 1ZA	SOL	BS-5116	PR 1KE	
			VEN	BS-5043	PR 1ZE; PR 1ZP				
<b>GOLF V [1K1]</b> 									
1.4 16V	59/80	05/06->11/08	VEN	BS-5041	PR 1ZF; PR 1ZM; PR 1ZC	SOL	BS-5044	PR 1KQ; PR 1KD	
			VEN	BS-5043	PR 1ZE				
1.4 16V	55/75	10/03->05/06	VEN	BS-5031	->12/03; PR 1ZF	SOL	BS-5044		
			VEN	BS-5041	01/04->; PR 1ZF				
1.4 16V	55/75	10/03->05/06	VEN	BS-5043	PR 1ZE	SOL	BS-5042	PR 1KE; PR 1KF	
			VEN	BS-5016	PR 1LJ; PR 1ZD; 06/05->				
1.4 16V	55/75	10/03->05/06	VEN	BS-5030	PR 1ZE; PR 1ZD; ->05/05	SOL	BS-5042	PR 1KE; PR 1KF	
			VEN	BS-5031	PR 1LQ; PR 1ZF; ->12/03				
1.4 FSI	66/90	10/03->07/06	VEN	BS-5041	PR 1ZF; PR 1ZM; 01/04->	SOL	BS-5044	PR 1KD/1KQ	
			VEN	BS-5043	PR 1ZE; PR 1ZP; 06/05->				
1.4 FSI	66/90	10/03->07/06	VEN	BS-5251	PR 1LS; PR 1ZM; PR 1ZP; ->05/05	SOL	BS-5398	PR 1KZ; PR 1KY; PR 1KV	

	kW/HP		Type			Type		
1.4 TSI	103/140	05/06->11/08	VEN	BS-5016	PR 1LJ; PR 1ZD; PR 1LL; PR 1LV	SOL	BS-5042	PR 1KE; PR 1KF
			VEN	BS-5031	PR 1ZF			
			VEN	BS-5041	PR 1ZF	SOL	BS-5044	PR 1KD; PR 1KQ
			VEN	BS-5043	PR 1ZE; PR 1ZP			
1.4 TSI	90/122	05/07->11/08	VEN	BS-5016	PR 1LJ; PR 1ZD; PR 1LL; PR 1LV	SOL	BS-5042	PR 1KE; PR 1KF
			VEN	BS-5031	PR 1LQ; PR 1ZF			
			VEN	BS-5041	PR 1ZF; PR 1ZM	SOL	BS-5044	PR 1KQ; PR 1KD
			VEN	BS-5043	PR 1ZE; PR 1ZP			
1.4 TSI	125/170	11/05->11/08	VEN	BS-5016		SOL	BS-5044	PR 1KD
						SOL	BS-5398	PR 1KZ
1.6	75/102	01/04->11/08	VEN	BS-5041	PR 1ZF/1ZM/1ZC	SOL	BS-5044	PR 1KD/1KQ
			VEN	BS-5043	PR 1ZE			
1.6 FSI	85/115	10/03->07/08	VEN	BS-5031	->12/03; PR 1ZF			
			VEN	BS-5041	01/04->; PR 1ZF; PR 1ZM; PR 1ZC	SOL	BS-5044	PR 1KD; PR 1KQ
			VEN	BS-5043	PR 1ZE			
1.9 TDI	66/90	05/04->11/08	VEN	BS-5016	PR 1LJ; PR 1ZD; PR 1LL; PR 1LV	SOL	BS-5042	PR 1KE; PR 1KF
			VEN	BS-5041	PR 1ZF; PR 1ZM	SOL	BS-5044	PR 1KQ; PR 1KD
			VEN	BS-5043	PR 1ZE; PR 1ZP	SOL	BS-5398	PR 1KZ; PR 1KY; PR 1KV
1.9 TDI	77/105	10/03->11/08	VEN	BS-5041	PR 1ZF; PR 1ZM; PR 1ZC	SOL	BS-5042	PR 1KE; PR 1KF
			VEN	BS-5043	PR 1ZE	SOL	BS-5044	PR 1KQ; PR 1KD
1.9 TDI 4motion	77/105	08/04->11/08	VEN	BS-5016	PR 1LJ; PR 1ZD; PR 1LL; PR 1LV	SOL	BS-5042	PR 1KE; PR 1KF
			VEN	BS-5031	PR 1LQ; PR 1ZF			
			VEN	BS-5041	PR 1ZF; PR 1ZM	SOL	BS-5044	PR 1KQ; PR 1KD
			VEN	BS-5043	PR 1ZE; PR 1ZP			
2.0 FSI	110/150	01/04->11/08	VEN	BS-5251	PR 1LS; PR 1ZM; PR 1ZP	SOL	BS-5398	PR 1KZ; PR 1KY; PR 1KV
			VEN	BS-5016	PR 1LJ; PR 1ZD; PR 1LL; PR 1LV	SOL	BS-5042	PR 1KE; PR 1KF
			VEN	BS-5031	PR 1LQ; PR 1ZF			
			VEN	BS-5041	PR 1ZF; PR 1ZM	SOL	BS-5044	PR 1KQ; PR 1KD
2.0 FSI 4motion	110/150	08/04->11/08	VEN	BS-5043	PR 1ZE			
			VEN	BS-5016	PR 1LJ	SOL	BS-5042	PR 1KE; PR 1KF
			VEN	BS-5030	PR 1ZD			
			VEN	BS-5031	PR 1ZF	SOL	BS-5044	PR 1KQ; PR 1KD
2.0 FSI 4motion	110/150	08/04->11/08	VEN	BS-5041	PR 1ZF; PR 1ZM			
			VEN	BS-5043	PR 1ZE	SOL	BS-5398	PR 1KJ

	kW/HP		Type			Type		
2.0 GTI	169/230	09/06->12/08	VEN	BS-5016	PR 1LJ; PR 1ZD; PR 1LL; PR 1LV	SOL	BS-5042	PR 1KE; PR 1KF
			VEN	BS-5031	PR 1LQ; PR 1ZF			
			VEN	BS-5041	PR 1ZF; PR 1ZM	SOL	BS-5044	PR 1KQ; PR 1KD
			VEN	BS-5043	PR 1ZE; PR 1ZM			
2.0 GTI	147/200	10/04->02/09	VEN	BS-5016	PR 1LJ; PR 1ZD; PR 1LL; PR 1LV	SOL	BS-5042	PR 1KE; PR 1KF
			VEN	BS-5031	PR 1LQ; PR 1ZF			
			VEN	BS-5041	PR 1ZF; PR 1ZM	SOL	BS-5044	PR 1KQ; PR 1KD
			VEN	BS-5043	PR 1ZE; PR 1ZP	SOL	BS-5398	PR 1KZ; PR 1KY; PR 1KV; ->05/05
2.0 SDI	55/75	01/04->11/08	VEN	BS-5016	PR 1LJ; PR 1ZD; PR 1LL; PR 1LV	SOL	BS-5042	PR 1KE; PR 1KF
			VEN	BS-5031	PR 1LQ; PR 1ZF			
			VEN	BS-5041	PR 1ZF; PR 1ZM	SOL	BS-5044	PR 1KQ; PR 1KD
			VEN	BS-5043	PR 1ZE; PR 1ZP	SOL	BS-5398	PR 1KZ; PR 1KY; PR 1KV
2.0 TDI	100/136	10/03->11/08	VEN	BS-5016	PR 1LJ; PR 1ZD; PR 1LL; PR 1LV	SOL	BS-5042	
			VEN	BS-5031	PR 1LQ; PR 1ZF			
			VEN	BS-5041	PR 1ZF; PR 1ZM	SOL	BS-5044	PR 1KQ; PR 1KD
			VEN	BS-5043	PR 1ZE	SOL	BS-5398	PR 1KZ; PR 1KY; PR 1KV
2.0 TDI	125/170	11/05->11/08	VEN	BS-5016	PR 1LJ	SOL	BS-5042	PR 1KE; PR 1KF
			VEN	BS-5031	PR 1LQ; PR 1ZF			
			VEN	BS-5041	PR 1ZF; PR 1ZM	SOL	BS-5044	PR 1KD
			VEN	BS-5043	PR 1ZE; PR 1ZP	SOL	BS-5398	PR 1KZ
2.0 TDI	103/140	12/04->11/08	VEN	BS-5043	PR 1ZE	SOL	BS-5044	PR 1KQ; PR 1KD
2.0 TDI 16V	103/140	10/03->11/08	VEN	BS-5043	PR 1ZE	SOL	BS-5044	PR 1KQ; PR 1KD
2.0 TDI 16V 4motion	103/140	08/04->11/08	VEN	BS-5016	PR 1LJ; PR 1ZD; PR 1LL; PR 1LV	SOL	BS-5042	PR 1KE; PR 1KF
			VEN	BS-5031	PR 1LQ; PR 1ZF			
			VEN	BS-5041	PR 1ZF; PR 1ZM	SOL	BS-5044	PR 1KQ; PR 1KD
			VEN	BS-5043	PR 1ZE; PR 1ZP	SOL	BS-5398	PR 1KJ
2.0 TDI 4motion	103/140	08/04->11/08	VEN	BS-5016	PR 1LJ; PR 1ZD; PR 1LL; PR 1LV	SOL	BS-5042	PR 1KE; PR 1KF
			VEN	BS-5031	PR 1LQ; PR 1ZF			
			VEN	BS-5041	PR 1ZF; PR 1ZM	SOL	BS-5044	PR 1KQ; PR 1KD
			VEN	BS-5043	PR 1ZE; PR 1ZP	SOL	BS-5398	PR 1KJ



kW/HP



Type









Type









GOLF V Variant (1K5) 







			Type			Type		
1.4	59/80	06/07->07/09	VEN	BS-5016	PR 1LJ; PR 1ZD	SOL	BS-5042	PR 1KE; PR 1KF
			VEN	BS-5041	PR 1ZM			
			VEN	BS-5043	PR 1ZE; PR 1ZP	SOL	BS-5398	PR 1KJ
1.4 TSI	103/140	06/07->07/09	VEN	BS-5016	PR 1LJ; PR 1ZD	SOL	BS-5042	PR 1KE; PR 1KF
			VEN	BS-5041	PR 1ZM			
			VEN	BS-5043	PR 1ZE; PR 1ZP	SOL	BS-5398	PR 1KJ
1.4 TSI	90/122	06/07->07/09	VEN	BS-5016	PR 1LJ; PR 1ZD	SOL	BS-5042	PR 1KE; PR 1KF
			VEN	BS-5041	PR 1ZM			
			VEN	BS-5043	PR 1ZE; PR 1ZP	SOL	BS-5398	PR 1KJ
1.4 TSI	125/170	06/07->07/09	VEN	BS-5016	PR 1LJ; PR 1ZD	SOL	BS-5042	PR 1KE; PR 1KF
			VEN	BS-5041	PR 1ZM			
			VEN	BS-5043	PR 1ZE; PR 1ZP	SOL	BS-5398	PR 1KJ
1.4 TSI	118/160	07/08->07/09	VEN	BS-5016	PR 1LJ; PR 1ZD	SOL	BS-5042	PR 1KE; PR 1KF
			VEN	BS-5041	PR 1ZM			
			VEN	BS-5043	PR 1ZE; PR 1ZP	SOL	BS-5398	PR 1KJ
1.6	75/102	06/07->07/09	VEN	BS-5016	PR 1LJ; PR 1ZD	SOL	BS-5042	PR 1KE; PR 1KF
			VEN	BS-5041	PR 1ZM			
			VEN	BS-5043	PR 1ZE; PR 1ZP	SOL	BS-5398	PR 1KJ
1.9 TDI	77/105	06/07->07/09	VEN	BS-5016	PR 1LJ; PR 1ZD	SOL	BS-5042	PR 1KE; PR 1KF
			VEN	BS-5041	PR 1ZM			
			VEN	BS-5043	PR 1ZE; PR 1ZP	SOL	BS-5398	PR 1KJ
1.9 TDI 4motion	77/105	01/08->07/09	VEN	BS-5016	PR 1LJ	SOL	BS-5042	PR 1KF; PR 1KE
			VEN	BS-5041	PR 1ZM			
			VEN	BS-5043	PR 1ZE; PR 1ZP	SOL	BS-5398	PR 1KJ
2.0	147/200	06/07->07/09	VEN	BS-5016	PR 1LJ; PR 1ZD	SOL	BS-5042	PR 1KE; PR 1KF
			VEN	BS-5041	PR 1ZM			
			VEN	BS-5043	PR 1ZE; PR 1ZP	SOL	BS-5398	PR 1KJ
2.0 TDI	103/140	06/07->07/09	VEN	BS-5016	PR 1LJ	SOL	BS-5042	PR 1KE; PR 1KF
			VEN	BS-5041	PR 1ZM			
			VEN	BS-5043	PR 1ZE	SOL	BS-5398	PR 1KJ
2.0 TDI	100/136	06/07->07/09	VEN	BS-5016	PR 1LJ; PR 1ZD	SOL	BS-5042	PR 1KE; PR 1KF
			VEN	BS-5041	PR 1ZM			
			VEN	BS-5043	PR 1ZE; PR 1ZP	SOL	BS-5398	PR 1KJ
2.0 TDI 16V	103/140	06/07->07/09	VEN	BS-5016	PR 1LJ; PR 1ZD	SOL	BS-5042	PR 1KE; PR 1KF
			VEN	BS-5041	PR 1ZM	SOL	BS-5044	PR 1KD
			VEN	BS-5043	PR 1ZE; PR 1ZP	SOL	BS-5398	PR 1KJ

	kw/HP		Type			Type		
2.0 TDI 4motion	100/136	06/07->07/09	VEN	BS-5016	PR 1LJ/1ZD	SOL	BS-5042	PR 1KE/1KF
			VEN	BS-5043	PR 1ZE	SOL	BS-5398	PR 1KJ
<b>GOLF VI [5K1] </b>								
1.2 TSI	63/86	05/10->11/12	VEN	BS-5041	PR 1ZF	SOL	BS-5042	PR 1KF
						SOL	BS-5044	PR 1KD
						SOL	BS-5116	PR 1KS; PR 1KT
						SOL	BS-5398	PR 1KZ; PR 1KY; PR 1KV
1.2 TSI	77/105	11/08->11/12	VEN	BS-5041	PR 1ZF	SOL	BS-5042	PR 1KF
						SOL	BS-5044	PR 1KD
						SOL	BS-5116	PR 1KS; PR 1KT
						SOL	BS-5398	PR 1KZ; PR 1KY; PR 1KV
1.4	59/80	10/08->11/12	VEN	BS-5041	PR 1ZF; Ø wheel 14" in	SOL	BS-5042	PR 1KF; PR 1KE; MD Golf
						SOL	BS-5044	PR 1KD
						SOL	BS-5116	PR 1KS; PR 1KT
						SOL	BS-5398	PR 1KC; PR 1KY; PR 1KV; PR 1KZ
1.4 TSI	90/122	10/08->11/12	VEN	BS-5016	PR 1LJ/9U0/9U1; MD Golf Plus	SOL	BS-5042	PR 1KF; PR 1KE; MD Golf
						SOL	BS-5044	PR 1KD
						SOL	BS-5116	PR 1KS; PR 1KT
						SOL	BS-5398	PR 1KC; PR 1KY; PR 1KV; PR 1KZ
1.4 TSI	90/122	10/08->11/12	VEN	BS-5041	PR 1ZF	SOL	BS-5042	PR 1KF
						SOL	BS-5044	PR 1KD
						SOL	BS-5116	PR 1KS; PR 1KT
						SOL	BS-5398	PR 1KC; PR 1KY; PR 1KV; PR 1KZ
1.4 TSI	118/160	10/08->11/12	VEN	BS-5016	PR 1LJ; ->07/12	SOL	BS-5042	PR 1KF
						SOL	BS-5044	PR 1KD
						SOL	BS-5116	PR 1KS; PR 1KT
						SOL	BS-5398	PR 1KZ; ->07/12
1.6	75/102	10/08->11/12	VEN	BS-5016	PR 1LJ; PR 1ZD; MD Golf; PR 1LJ/9U0/9U1; MD Golf Plus	SOL	BS-5042	PR 1KF; PR 1KE; MD Golf
						SOL	BS-5044	PR 1KD
						SOL	BS-5116	PR 1KS; PR 1KT
						SOL	BS-5398	PR 1KC; PR 1KV; PR 1KY; PR 1KZ
1.6 BiFuel	75/102	03/09->11/12	VEN	BS-5041	PR 1ZF; ->10/09	SOL	BS-5042	PR 1KF
						SOL	BS-5044	PR 1KD
						SOL	BS-5116	PR 1KS; PR 1KT
						SOL	BS-5398	PR 1KZ; PR 1KY; PR 1KV
1.6 MultiFuel	75/102	10/08->11/12	VEN	BS-5041	PR 1ZF	SOL	BS-5042	PR 1KF
						SOL	BS-5044	PR 1KD
						SOL	BS-5116	PR 1KS; PR 1KT
						SOL	BS-5398	PR 1KZ; PR 1KY; PR 1KV










	kW/HP		Type			Type		
1.6 TDI	77/105	02/09->11/12	VEN	BS-5041	PR 1ZF	SOL	BS-5042	PR 1KF
						SOL	BS-5044	PR 1KD
			VEN	BS-5043	PR 1ZE	SOL	BS-5116	PR 1KS; PR 1KT
						SOL	BS-5398	PR 1KZ; PR 1KY; PR 1KV
1.6 TDI	66/90	02/09->11/12	VEN	BS-5041	PR 1ZF	SOL	BS-5042	PR 1KF
						SOL	BS-5044	PR 1KD
			VEN	BS-5043	PR 1ZE	SOL	BS-5116	PR 1KS; PR 1KT
						SOL	BS-5398	PR 1KZ; PR 1KY; PR 1KV
1.8 TSI	118/160	06/09->01/11	VEN	BS-5016	PR 1LJ; PR 1ZA	SOL	BS-5042	PR 1KF
						SOL	BS-5044	PR 1KD
						SOL	BS-5116	PR 1KS; PR 1KT
						SOL	BS-5398	PR 1KZ; PR 1KY; PR 1KV
2.0 GTi	155/210	04/09->11/12	VEN	BS-5016	PR 1LJ/11LL	SOL	BS-5042	PR 1KF
						SOL	BS-5044	PR 1KD
						SOL	BS-5116	PR 1KS; PR 1KT
						SOL	BS-5398	PR 1KY
2.0 GTi	173/235	05/11->11/12				SOL	BS-5116	PR 1KS; PR 1KT
2.0 R 4motion	188/256	11/09->11/13				SOL	BS-5042	PR 1KF
						SOL	BS-5116	PR 1KS
2.0 R 4motion	195/265	11/09->05/11				SOL	BS-5042	PR 1KS
						SOL	BS-5116	PR 1KS
2.0 R 4motion	199/270	11/09->11/12	VEN	BS-5016	PR 1ZA; PR 1LJ; PR 1ZD	SOL	BS-5042	PR 1KF; PR 1KE
			VEN	BS-5041	PR 1ZF	SOL	BS-5116	PR 1KS
			VEN	BS-5043	PR 1ZE; PR 1ZP			
2.0 TDI	125/170	04/09->11/12	VEN	BS-5016	PR 1LJ; PR 1ZA	SOL	BS-5042	PR 1KF
						SOL	BS-5044	PR 1KD
						SOL	BS-5116	PR 1KS; PR 1KT
						SOL	BS-5398	PR 1KZ
2.0 TDI	103/140	10/08->05/13	VEN	BS-5016	PR 1LJ; PR 1ZD; MD Golf; PR 1LJ/9U0/9U1; MD Golf Plus	SOL	BS-5042	PR 1KF; PR 1KE; MD Golf
						SOL	BS-5044	PR 1KD
			VEN	BS-5043	PR 1KD; PR 1ZE	SOL	BS-5116	PR 1KS; PR 1KT
						SOL	BS-5398	PR 1KZ; PR 1KY; PR 1KV
2.0 TDI	81/110	10/08->11/12	VEN	BS-5016	PR 1LJ; PR 1ZD; PR 1LJ/9U0/9U1; MD Golf Plus	SOL	BS-5042	PR 1KF; PR 1KE; MD Golf
			VEN	BS-5041	PR 1ZF; MD Golf	SOL	BS-5044	PR 1KD
			VEN	BS-5043	PR 1ZE; PR 1ZP; MD Golf	SOL	BS-5116	PR 1KS; PR 1KT
						SOL	BS-5398	PR 1KC; PR 1KY; PR 1KV; PR 1KZ

	kw/HP		Type			Type		
2.0 TDI	100/136	10/08->11/12	VEN	BS-5016	engine CBDA/CFHB; PR 1LJ/1ZA/9U0/9U1	SOL	BS-5042	PR 1KF
			VEN	BS-5041	->10/09; engine CBAA/CFFA; PR 1ZF	SOL	BS-5044	PR 1KD
			VEN	BS-5043	PR 1ZE	SOL	BS-5116	PR 1KS; PR 1KT
			VEN	BS-5043	PR 1ZE	SOL	BS-5398	PR 1KZ; PR 1KY; PR 1KV
2.0 TDI 4motion	103/140	05/09->11/12	VEN	BS-5016	PR 1LJ; PR 1ZA	SOL	BS-5042	PR 1KF/1KE
			VEN	BS-5043	PR 1ZE/1ZP	SOL	BS-5044	PR 1KD
			VEN	BS-5043	PR 1ZE/1ZP	SOL	BS-5116	PR 1KS
<b>GOLF VI Convertible [517]</b> 								
1.2 TSI	77/105	03/11->	VEN	BS-5016	PR 1ZA/1ZD	SOL	BS-5044	PR 1KD
			VEN	BS-5043	PR 1ZE	SOL	BS-5116	PR 1KS; PR 1KT
1.2 TSI 16V	77/105	11/13->	VEN	BS-5043	PR 1ZE; PR 1ZP	SOL	BS-5044	PR 1KD
			VEN	BS-5043	PR 1ZE; PR 1ZP	SOL	BS-5116	PR 1KS; PR 1KT
1.4 TSI	118/160	03/11->	VEN	BS-5016	PR 1ZA	SOL	BS-5044	PR 1KD
			VEN	BS-5043	PR 1ZE/1ZP	SOL	BS-5116	PR 1KS; PR 1KT
1.4 TSI	90/122	11/11->	VEN	BS-5043	PR 1ZE/1ZP	SOL	BS-5044	PR 1KD
			VEN	BS-5043	PR 1ZE/1ZP	SOL	BS-5116	PR 1KS; PR 1KT
1.4 TSI	92/125	11/13->	VEN	BS-5016	PR 1ZA; PR 1ZD; PR 1ZB	SOL	BS-5044	PR 1KD
			VEN	BS-5043	PR 1ZE; PR 1ZP	SOL	BS-5116	PR 1KS; PR 1KT
1.4 TSI	110/150	11/13->	VEN	BS-5016	PR 1ZA; PR 1ZD; PR 1ZB	SOL	BS-5044	PR 1KD
			VEN	BS-5043	PR 1ZE; PR 1ZP	SOL	BS-5116	PR 1KS; PR 1KT
1.6 TDI	77/105	03/11->	VEN	BS-5043	PR 1ZE	SOL	BS-5044	PR 1KD
			VEN	BS-5043	PR 1ZE	SOL	BS-5116	PR 1KS; PR 1KT
2.0 GTI	155/211	11/11->	VEN	BS-5016	PR 1ZA/1ZD	SOL	BS-5044	PR 1KD
			VEN	BS-5043	PR 1ZE/1ZP	SOL	BS-5116	
2.0 R	195/265	01/13->	VEN	BS-5016	PR 1ZA; PR 1ZB; PR 1ZD	SOL	BS-5044	PR 1KD
			VEN	BS-5043	PR 1ZE; PR 1ZP	SOL	BS-5116	PR 1KS; PR 1KT
2.0 TDI	103/140	11/11->	VEN	BS-5043	PR 1ZE	SOL	BS-5044	PR 1KD
			VEN	BS-5043	PR 1ZE	SOL	BS-5116	PR 1KS; PR 1KT
2.0 TDI	110/150	11/13->	VEN	BS-5016	PR 1ZA/1ZD; PR 1ZB	SOL	BS-5044	PR 1KD
			VEN	BS-5043	PR 1ZE/1ZP	SOL	BS-5116	PR 1KS/1KT
2.0 TDI	81/110	11/13->	VEN	BS-5016	PR 1ZA; PR 1ZD; PR 1ZB	SOL	BS-5044	PR 1KD
			VEN	BS-5043	PR 1ZE; PR 1ZP	SOL	BS-5116	PR 1KS; PR 1KT
2.0 TSI	162/220	11/13->	VEN	BS-5016	PR 1ZA/1ZD; PR 1ZB	SOL	BS-5044	PR 1KD
			VEN	BS-5043	PR 1ZE/1ZP	SOL	BS-5116	PR 1KS/1KT
<b>GOLF VI Variant [AJ5]</b> 								
1.2 TSI	77/105	07/09->07/13	VEN	BS-5041	PR 1ZM	SOL	BS-5042	->12/09; PR 1KF; PR 1X0
			VEN	BS-5041	PR 1ZM	SOL	BS-5116	01/10->; PR 1KS; PR 1X0
1.2 TSI	63/86	07/10->07/13	VEN	BS-5041	PR 1ZM	SOL	BS-5116	









	kw/HP		Type			Type		
1.4	59/80	07/09->07/13	VEN	BS-5041	PR 1ZM	SOL	BS-5042	->12/09; PR 1KF; PR 1X0
						SOL	BS-5116	01/10->; PR 1KS; PR 1X0
1.4 TSI	90/122	07/09->07/13	VEN	BS-5043	PR 1ZE	SOL	BS-5042	->12/09; PR 1KF; PR 1X0
						SOL	BS-5116	01/10->; PR 1KS; PR 1X0
1.4 TSI	118/160	07/09->07/13	VEN	BS-5016	PR 1LJ	SOL	BS-5042	->12/09; PR 1KF; PR 1X0
						SOL	BS-5116	01/10->; PR 1KS; PR 1X0
1.6	75/102	07/09->07/13	VEN	BS-5041	PR 1ZM	SOL	BS-5042	->12/09; PR 1KF; PR 1X0
						SOL	BS-5116	01/10->; PR 1KS; PR 1X0
1.6 TDI	77/105	07/09->07/13	VEN	BS-5016	PR 1LJ; PR 1ZD; PR 1ZA	SOL	BS-5042	->12/09; PR 1KF; PR 1X0
			VEN	BS-5041	PR 1ZM	SOL	BS-5116	01/10->; PR 1KS; PR 1X0
			VEN	BS-5043	PR 1ZE; PR 1ZP	SOL	BS-5116	01/10->; PR 1KS; PR 1X0
1.6 TDI	66/90	12/09->07/13	VEN	BS-5041	PR 1ZM	SOL	BS-5116	
1.6 TDI 4motion	77/105	07/09->07/13	VEN	BS-5016	PR 1LJ	SOL	BS-5042	->12/09; PR 1KF/1X1
			VEN	BS-5041	PR 1ZM	SOL	BS-5116	01/10->; PR 1KS
2.0 TDI	81/110	01/10->07/13	VEN	BS-5016		SOL	BS-5116	
2.0 TDI 16V	103/140	07/09->07/13	VEN	BS-5016	PR 1LJ	SOL	BS-5042	->12/09; PR 1KF; PR 1X0
						SOL	BS-5116	01/10->; PR 1KS; PR 1X0
2.0 TSI	147/200	07/09->07/13	VEN	BS-5016		SOL	BS-5042	PR 1KF
						SOL	BS-5044	PR 1KD
						SOL	BS-5116	PR 1KS; PR 1KT
						SOL	BS-5398	PR 1KZ; PR 1KY; PR 1KV







### GOLF VII (5G1, BE1)

1.0 TSI	85/115	05/15->	VEN	BS-5016	PR 1ZA; PR 1ZB; PR 1ZC; PR 1ZG	SOL	BS-5116	PR 1KE; PR 1KK
			VEN	BS-5043	PR 1ZE			
1.2 TSI	81/110	04/14->	VEN	BS-5016	PR 1ZA/1ZB/1ZC; PR 1ZD/1LV/1ZG	SOL	BS-5116	PR 1KE/1KK
			VEN	BS-5043	PR 1ZE; PR 1ZP			
1.2 TSI	63/86	08/12->	VEN	BS-5016	PR 1ZA; PR 1ZD	SOL	BS-5116	PR 1KE
			VEN	BS-5043	PR 1ZE/1ZP			
1.2 TSI	77/105	11/12->	VEN	BS-5016	PR 1ZD/1LV; PR 1ZB; PR 1ZA/1ZB	SOL	BS-5116	PR 1KE
			VEN	BS-5043	PR 1ZE/1ZP			
1.4 GTE Hybrid	110/150	05/14->	VEN	BS-5016	PR 1ZA/1ZB/1ZC; PR 1ZD/1LV/1ZG	SOL	BS-5116	PR 1KE/1KK
			VEN	BS-5043	PR 1ZE; PR 1ZP			
1.4 TGI CNG	81/110	06/13->	VEN	BS-5016	PR 1ZA; PR 1ZB; PR 1ZD; PR 1LV	SOL	BS-5116	PR 1KE
			VEN	BS-5043	PR 1ZE; PR 1ZP			
1.4 TSI	92/125	05/14->	VEN	BS-5016	PR 1ZA/1ZB/1ZC; PR 1ZD/1LV/1ZG	SOL	BS-5116	PR 1KE/1KK
			VEN	BS-5043	PR 1ZE; PR 1ZP			
1.4 TSI	110/150	05/14->	VEN	BS-5016	PR 1ZA/1ZB/1ZC; PR 1ZD/1LV/1ZG	SOL	BS-5116	PR 1KE/1KK
			VEN	BS-5043	PR 1ZE; PR 1ZP			

	kw/HP		Type			Type			
1.4 TSI	103/140	11/12->	VEN	BS-5016	PR 1ZA; PR 1ZD	SOL	BS-5116	PR 1KE	
			VEN	BS-5043	PR 1ZE/1ZP				
1.4 TSI	90/122	11/12->	VEN	BS-5016	PR 1ZD/1LV; PR 1ZB; PR 1ZA/1ZB	SOL	BS-5116	PR 1KE	
			VEN	BS-5043	PR 1ZE/1ZP				
1.4 TSI MultiFuel	90/122	04/13->	VEN	BS-5016	PR 1ZA/1ZB; PR 1ZD/1LV	SOL	BS-5116	PR 1KE	
			VEN	BS-5043	PR 1ZE/1ZP				
1.4 TSI MultiFuel	92/125	12/13->	VEN	BS-5016	PR 1ZA/1ZB; PR 1ZD/1LV	SOL	BS-5116	PR 1KE	
			VEN	BS-5043	PR 1ZE/1ZP				
1.6	81/110	05/14->	VEN	BS-5016	PR 1ZA; PR 1ZB; PR 1LV; PR 1ZC; PR 1ZG	SOL	BS-5116	PR 1KE; PR 1KK	
			VEN	BS-5043	PR 1ZE				
1.6 TDI	81/110	01/13->	VEN	BS-5016	PR 1ZA; PR 1ZB; PR 1ZD; PR 1LV	SOL	BS-5116	PR 1KE	
			VEN	BS-5043	PR 1ZE; PR 1ZP				
1.6 TDI	66/90	04/13->	VEN	BS-5016	PR 1ZA; PR 1ZB; PR 1ZD; PR 1LV	SOL	BS-5116	PR 1KE	
			VEN	BS-5043	PR 1ZE; PR 1ZP				
1.6 TDI	77/105	08/12->	VEN	BS-5016	PR 1ZA; PR 1ZB; PR 1ZD; PR 1LV	SOL	BS-5116	PR 1KE	
			VEN	BS-5043	PR 1ZE/1ZP				
1.6 TDI 4motion	81/110	01/13->	VEN	BS-5016	PR 1ZA/1ZB/1ZC; PR 1ZD/1LV/1ZG	SOL	BS-5116	PR 1KE/1KK	
			VEN	BS-5043	PR 1ZE; PR 1ZP				
1.6 TDI 4motion	77/105	11/12->	VEN	BS-5016	PR 1ZA/1ZB; PR 1ZD/1LV	SOL	BS-5116	PR 1KE	
			VEN	BS-5043	PR 1ZE/1ZP				
2.0 GTD	135/184	04/13->	VEN	BS-5016		SOL	BS-5116		
2.0 GTI	162/220	04/13->	VEN	BS-5016	PR 1ZA; PR 1ZB; PR 1ZD; PR 1LV	SOL	BS-5116	PR 1KE; PR 1KK	
2.0 GTI	169/230	04/13->	VEN	BS-5016	PR 1ZA; PR 1ZB; PR 1ZD; PR 1LV	SOL	BS-5116	PR 1KE; PR 1KK	
2.0 GTI	155/210	11/13->	VEN	BS-5016	PR 1ZA; PR 1ZB; PR 1ZC; PR 1ZG; PR 1ZD	SOL	BS-5116	PR 1KE; PR 1KK	
2.0 R 4motion	206/280	11/13->				SOL	BS-5116	PR 1KE; PR 1KK	
2.0 R 4motion	221/300	11/13->				SOL	BS-5116	PR 1KE; PR 1KK	
2.0 TDI	105/143	08/12->	VEN	BS-5016	PR 1ZA; PR 1ZB; PR 1ZC; PR 1ZG	SOL	BS-5116	PR 1KE; PR 1KK	
			VEN	BS-5043	PR 1ZE				
2.0 TDI	110/150	11/12->	VEN	BS-5016	PR 1ZA; PR 1ZD	SOL	BS-5116	PR 1KE	
			VEN	BS-5043	PR 1ZE/1ZP				
2.0 TDI	81/110	11/12->	VEN	BS-5016	PR 1ZA/1ZB/1ZC; PR 1ZD/1LV/1ZG	SOL	BS-5116	PR 1KE/1KK	
			VEN	BS-5043	PR 1ZE; PR 1ZP				
2.0 TDI 4motion	110/150	11/12->	VEN	BS-5016	PR 1ZA/1ZB; PR 1ZD/1LV	SOL	BS-5116	PR 1KE	
			VEN	BS-5043	PR 1ZE/1ZP				
e-Golf	85/115	03/14->	VEN	BS-5043	PR 1ZE/1ZP	SOL	BS-5116	PR 1KE	
<b>GOLF VII Estate (BA5)</b> 									
1.0 TSI	85/115	05/15->	VEN	BS-5016	PR 1ZA	SOL	BS-5116	PR 1KE	
			VEN	BS-5043	PR 1ZE; PR 1ZF				








	<b>kW/HP</b>		<b>Type</b>			<b>Type</b>		
1.2 TSI	81/110	04/14->	VEN	BS-5016	PR 1ZA; PR 1ZD	SOL	BS-5116	PR 1KE
			VEN	BS-5043	PR 1ZE; PR 1ZP/1ZF			
1.2 TSI	63/86	05/13->	VEN	BS-5016	PR 1ZA; PR 1ZD	SOL	BS-5116	
			VEN	BS-5043	PR 1ZE; PR 1ZP			
1.2 TSI	77/105	05/13->	VEN	BS-5016	PR 1ZA; PR 1ZD	SOL	BS-5116	PR 1KE
			VEN	BS-5043	PR 1ZE; PR 1ZP			
1.4 TGI CNG	81/110	09/13->	VEN	BS-5016	PR 1ZA; PR 1ZD	SOL	BS-5116	PR 1KE
			VEN	BS-5043	PR 1ZE; PR 1ZP			
1.4 TSI	103/140	05/13->	VEN	BS-5016	PR 1ZA/1ZD	SOL	BS-5116	PR 1KE
			VEN	BS-5043	PR 1ZE/1ZP			
1.4 TSI	90/122	05/13->	VEN	BS-5016	PR 1ZA; PR 1ZD	SOL	BS-5116	PR 1KE
			VEN	BS-5043	PR 1ZE; PR 1ZP			
1.4 TSI	92/125	05/14->	VEN	BS-5016	PR 1ZA; PR 1ZD	SOL	BS-5116	PR 1KE
			VEN	BS-5043	PR 1ZE; PR 1ZP/1ZF			
1.4 TSI	110/150	05/14->	VEN	BS-5016	PR 1ZA; PR 1ZD	SOL	BS-5116	PR 1KE
			VEN	BS-5043	PR 1ZE; PR 1ZP/1ZF			
1.4 TSI MultiFuel	90/122	04/13->	VEN	BS-5016	PR 1ZA; PR 1ZD	SOL	BS-5116	PR 1KE
			VEN	BS-5043	PR 1ZE; PR 1ZP/1ZF			
1.4 TSI MultiFuel	92/125	05/14->	VEN	BS-5016	PR 1ZA; PR 1ZD	SOL	BS-5116	PR 1KE
			VEN	BS-5043	PR 1ZE; PR 1ZP/1ZF			
1.6	81/110	05/14->	VEN	BS-5016	PR 1ZA; PR 1ZB	SOL	BS-5116	PR 1KE
			VEN	BS-5043	PR 1ZE			
1.6 TDI	66/90	05/13->	VEN	BS-5016	PR 1ZA/1ZD	SOL	BS-5116	PR 1KE
			VEN	BS-5043	PR 1ZE/1ZP			
1.6 TDI	81/110	05/13->	VEN	BS-5016	PR 1ZA/1ZD	SOL	BS-5116	PR 1KE
			VEN	BS-5043	PR 1ZE/1ZP			
1.6 TDI	77/105	05/13->	VEN	BS-5016	PR 1ZA; PR 1ZD	SOL	BS-5116	PR 1KE
			VEN	BS-5043	PR 1ZE; PR 1ZP			
1.6 TDI 4motion	77/105	05/13->	VEN	BS-5016	PR 1ZA/1ZD	SOL	BS-5116	PR 1KE
			VEN	BS-5043	PR 1ZE/1ZP			
1.6 TDI 4motion	81/110	05/13->	VEN	BS-5016	PR 1ZA/1ZD	SOL	BS-5116	PR 1KE
			VEN	BS-5043	PR 1ZE/1ZP			
2.0 GTD	135/184	01/15->	VEN	BS-5016	PR 1ZA; PR 1ZB	SOL	BS-5116	PR 1KE
			VEN	BS-5043	PR 1ZE			
2.0 TDI	110/150	04/13->	VEN	BS-5043	PR 1ZE; PR 1ZP	SOL	BS-5116	
2.0 TDI	81/110	05/13->	VEN	BS-5016	PR 1ZA; PR 1ZD	SOL	BS-5116	PR 1KE
			VEN	BS-5043	PR 1ZE; PR 1ZP			

	kw/HP		Type			Type		
2.0 TDI 4motion	110/150	04/13->	VEN	BS-5016	PR 1ZA; PR 1ZD; MD Alltrack	SOL	BS-5116	PR 1KE; MD Alltrack; MD Estate/Avriant
			VEN	BS-5043	PR 1ZE; PR 1ZP; MD Alltrack; MD Estate/Avriant			
<b>JETTA I [16]</b> 								
1.1	37/50	08/78->02/84	SOL	BS-5068	08/79->; ->07/83	DRUM	BS-5416	08/79->; ->07/83
1.3	44/60	08/79->02/84	SOL	BS-5068	->07/83	DRUM	BS-5416	->07/83
1.5	51/70	08/78->02/84	SOL	BS-5069	08/79->; ->07/83	DRUM	BS-5416	08/79->; ->07/83
1.5 D	37/50	08/78->07/80	SOL	BS-5068	08/79->	DRUM	BS-5416	08/79->
1.6	63/85	08/78->02/84	SOL	BS-5068	08/80->; ->07/83	DRUM	BS-5416	08/80->; ->07/83
1.6 D	40/54	08/80->02/84	SOL	BS-5068	->07/83	DRUM	BS-5416	->07/83
1.6 GLI	81/110	08/78->07/82	SOL	BS-5069	08/80->; ->07/81	DRUM	BS-5416	08/79->
			VEN	BS-5070	08/79->			
1.6 TD	51/70	03/82->02/84	SOL	BS-5069	08/82->; ->07/83	DRUM	BS-5416	08/82->; ->07/83
1.8	82/112	08/82->02/84	VEN	BS-5070	->07/83	DRUM	BS-5416	->07/83
<b>JETTA II [19E, 1G2, 165]</b> 								
1.3	40/55	01/84->06/87	SOL	BS-5068	MT	DRUM	BS-5416	MT
			SOL	BS-5069	AT			
1.3 CAT	40/55	06/87->12/91	SOL	BS-5068	->07/88; MT	DRUM	BS-5416	->07/88; MT
			SOL	BS-5069	->07/88; AT			
1.6	55/75	01/84->07/92	SOL	BS-5068	08/86->; ->07/87; MT	DRUM	BS-5416	
			SOL	BS-5069				
1.6	53/72	03/86->10/91	SOL	BS-5069		DRUM	BS-5416	
1.6	51/70	10/86->10/91	SOL	BS-5069		DRUM	BS-5416	
1.6 D	40/54	01/84->10/91	SOL	BS-5068	MT	DRUM	BS-5416	AT
			SOL	BS-5069	AT			
1.6 TD	51/70	01/84->10/91	SOL	BS-5069	08/86->; ->07/89	DRUM	BS-5416	08/86->; ->07/89
1.6 TD	44/60	01/90->10/91	SOL	BS-5068	MT	DRUM	BS-5416	AT
			SOL	BS-5069	AT			
1.6 TD	59/80	04/89->10/91	SOL	BS-5069		DRUM	BS-5416	->07/89
1.8	82/112	01/84->10/91	SOL	BS-5069	- ABS	SOL	BS-5087	+ ABS
			VEN	BS-5070	+ ABS	DRUM	BS-5416	engine EV/GZ/PB; - ABS
1.8	66/90	08/84->10/91	SOL	BS-5069		SOL	BS-5087	08/86->; + ABS
			VEN	BS-5070	08/86->; + ABS	DRUM	BS-5416	
1.8	79/107	08/85->10/87	SOL	BS-5069	08/87->	SOL	BS-5087	+ ABS
			VEN	BS-5070	+ ABS	DRUM	BS-5416	08/87->
1.8	62/84	08/86->01/90	SOL	BS-5069		SOL	BS-5087	+ ABS
			VEN	BS-5070	+ ABS	DRUM	BS-5416	
1.8 16V	102/140	06/87->12/89	VEN	BS-5070	->07/88	SOL	BS-5087	
			VEN	BS-5088	08/88->			








	kW/HP		Type			Type		
1.8 16V	95/129	08/86->10/91	VEN	BS-5070	->07/88	SOL	BS-5087	
			VEN	BS-5088	08/88->			
1.8 CAT	79/107	01/87->10/91	VEN	BS-5070	->07/88	SOL	BS-5087	
			VEN	BS-5088	08/88->	DRUM	BS-5416	08/87-> ->07/88
1.8 CAT	66/90	08/87->10/91	SOL	BS-5069		SOL	BS-5087	+ ABS
			VEN	BS-5070	+ ABS	DRUM	BS-5416	
1.8 Syncro	66/90	08/87->12/88	SOL	BS-5069				
1.8 Syncro	72/98	08/88->07/91	SOL	BS-5069				








### JETTA III (1K2)









1.4 TSI	90/122	05/07->10/10	VEN	BS-5041	PR 1ZM	SOL	BS-5042	PR 1KF; PR 1KE
			VEN	BS-5043	PR 1ZE; PR 1ZP	SOL	BS-5116	PR 1KS
1.4 TSI	103/140	07/06->10/10	VEN	BS-5043	PR 1ZE/1ZP	SOL	BS-5042	PR 1KF/1KE
						SOL	BS-5116	PR 1KS
1.4 TSI	125/170	07/06->10/10	VEN	BS-5016	PR 1LJ/1ZD/1LV	SOL	BS-5116	PR 1KS
						SOL	BS-5398	PR 1KJ/1KV
1.4 TSI	118/160	07/08->10/10	VEN	BS-5016	PR 1LJ/1ZD/1LV/1LL	SOL	BS-5042	PR 1KF/1KE
			VEN	BS-5041	PR 1ZM	SOL	BS-5116	PR 1KS
			VEN	BS-5043	PR 1ZE/1ZP	SOL	BS-5398	PR 1KJ/1KV
1.6	75/102	10/05->10/10	VEN	BS-5041	PR 1ZM	SOL	BS-5042	PR 1KF; PR 1KE
						SOL	BS-5116	PR 1KS
1.6 FSI	85/115	09/05->10/10	VEN	BS-5041	PR 1ZM	SOL	BS-5042	PR 1KF; PR 1KE
						SOL	BS-5116	PR 1KS
1.6 TDI	77/105	06/09->10/10	VEN	BS-5041	PR 1ZM	SOL	BS-5042	PR 1KF/1KE
						SOL	BS-5116	PR 1KS
1.6 TDI	66/90	12/09->10/10	VEN	BS-5041	PR 1ZM	SOL	BS-5042	PR 1KF/1KE
						SOL	BS-5116	PR 1KS
1.9 TDI	77/105	08/05->10/10	VEN	BS-5041	PR 1ZM	SOL	BS-5042	PR 1KF; PR 1KE
						SOL	BS-5116	PR 1KS
2.0 FSI	110/150	08/05->10/10	VEN	BS-5043	PR 1ZE; PR 1ZP	SOL	BS-5042	PR 1KF; PR 1KE
						SOL	BS-5116	PR 1KS
2.0 TDI	100/136	09/05->10/10	VEN	BS-5043	PR 1ZE; PR 1ZP	SOL	BS-5042	PR 1KF; PR 1KE
						SOL	BS-5116	PR 1KS
2.0 TDI	103/140	10/05->10/10	VEN	BS-5043	PR 1ZE; PR 1ZP	SOL	BS-5042	PR 1KF; PR 1KE
						SOL	BS-5116	PR 1KS
2.0 TDI	125/170	10/06->10/10	VEN	BS-5016	PR 1LJ; PR 1ZD; PR 1LV	SOL	BS-5116	PR 1KS
						SOL	BS-5398	PR 1KJ; PR 1KV
2.0 TDI 16V	103/140	08/05->10/10	VEN	BS-5043	PR 1ZE; PR 1ZP	SOL	BS-5042	PR 1KF; PR 1KE
						SOL	BS-5116	PR 1KS








	kw/HP		Type			Type			
2.0 TFSI	147/200	10/05->10/10	VEN	BS-5016		SOL	BS-5116	PR 1KS	
						SOL	BS-5398		
2.5	110/150	01/06->10/10	VEN	BS-5043		SOL	BS-5042	PR 1KF; PR 1KE	
						SOL	BS-5116	PR 1KS	
<b>JETTA IV (162, 163)</b> 									
1.2 TSI	77/105	02/11->	VEN	BS-5016	PR 1ZA; PR 1ZB; PR 1LV	SOL	BS-5044	->12/12; PR 1KD; PR 1KU	
			VEN	BS-5041	PR 1ZM; PR 1ZQ				
			VEN	BS-5043	PR 1ZE; PR 1ZP	SOL	BS-5116	PR 1KS	
1.4 TSI	118/160	04/11->	VEN	BS-5016	PR 1ZA; PR 1ZB; PR 1LV	SOL	BS-5044	->12/12; PR 1KD; PR 1KU	
			VEN	BS-5041	PR 1ZQ; PR 1ZM				
			VEN	BS-5043	PR 1ZE; PR 1ZP	SOL	BS-5116	PR 1KS	
1.4 TSI	110/150	04/11->07/14	VEN	BS-5016	PR 1ZA; PR 1ZB; PR 1LV	SOL	BS-5044	->12/12; PR 1KD; PR 1KU	
			VEN	BS-5041	PR 1ZQ; PR 1ZM				
			VEN	BS-5043	PR 1ZE; PR 1ZP	SOL	BS-5116	PR 1KS	
1.4 TSI	90/122	05/11->	VEN	BS-5016	PR 1ZA; PR 1LV; PR 1ZB	SOL	BS-5044	->12/12; PR 1KD; PR 1KU	
			VEN	BS-5041	PR 1ZM; PR 1ZQ				
			VEN	BS-5043	PR 1ZE; PR 1ZP	SOL	BS-5116	PR 1KS	
1.4 TSI	92/125	08/14->	VEN	BS-5016	PR 1ZA/1ZB; PR 1LV				
			VEN	BS-5041	PR 1ZQ; PR 1ZM	SOL	BS-5044	PR 1KD; PR 1KU	
			VEN	BS-5043	PR 1ZE; PR 1ZP				
1.4 TSI	110/150	08/14->	VEN	BS-5016	PR 1ZA/1ZB; PR 1LV				
			VEN	BS-5041	PR 1ZQ; PR 1ZM	SOL	BS-5044	PR 1KD; PR 1KU	
			VEN	BS-5043	PR 1ZE; PR 1ZP				
1.4 TSI Hybrid	110/150	04/11->	VEN	BS-5016	PR 1ZA; PR 1ZB; PR 1LV	SOL	BS-5044	->12/12; PR 1KD; PR 1KU	
			VEN	BS-5041	PR 1ZQ; PR 1ZM				
			VEN	BS-5043	PR 1ZE; PR 1ZP	SOL	BS-5116	PR 1KS	
1.6	63/86	03/13->	VEN	BS-5041	PR 1ZM				
			VEN	BS-5043	PR 1ZE				
1.6	77/105	12/11->	VEN	BS-5016	PR 1ZA; PR 1ZB; PR 1LV	SOL	BS-5044	->12/12; PR 1KD; PR 1KU	
			VEN	BS-5041	PR 1ZQ; PR 1ZM				
			VEN	BS-5043	PR 1ZE; PR 1ZP	SOL	BS-5116	PR 1KS	
1.6 TDI	77/105	02/11->	VEN	BS-5016	PR 1ZA; PR 1ZB; PR 1LV	SOL	BS-5044	->12/12; PR 1KD; PR 1KU	
			VEN	BS-5041	PR 1ZM; PR 1ZQ				
			VEN	BS-5043	PR 1ZE; PR 1ZP	SOL	BS-5116	PR 1KS	
1.8 TSI	125/170	07/14->	VEN	BS-5016	PR 1ZA; PR 1ZB; PR 1LV				
			VEN	BS-5041	PR 1ZQ; PR 1ZM	SOL	BS-5044		
			VEN	BS-5043	PR 1ZE; PR 1ZP				



















	kW/HP		Type			Type			
2.0 TDI	103/140	02/11->	VEN	BS-5016	PR 1ZA; PR 1ZB; PR 1LV	SOL	BS-5044	->12/12; PR 1KD; PR 1KU	
			VEN	BS-5041	PR 1ZQ; PR 1ZM				
			VEN	BS-5043	PR 1ZE; PR 1ZP	SOL	BS-5116	PR 1KS	
2.0 TDI	110/150	08/14->	VEN	BS-5016	PR 1ZA/1ZB; PR 1LV				
			VEN	BS-5041	PR 1ZQ; PR 1ZM	SOL	BS-5044	PR 1KD; PR 1KU	
			VEN	BS-5043	PR 1ZE; PR 1ZP				
2.0 TDI	81/110	10/10->	VEN	BS-5016	PR 1ZA; PR 1ZB; PR 1LV	SOL	BS-5044	->12/12; PR 1KD; PR 1KU	
			VEN	BS-5041	PR 1ZQ; PR 1ZM				
			VEN	BS-5043	PR 1ZE; PR 1ZP	SOL	BS-5116	PR 1KS	
2.0 TSI	147/200	12/10->	VEN	BS-5016	PR 1ZA; PR 1LV; PR 1ZB	SOL	BS-5044	->12/12; PR 1KD; PR 1KU	
			VEN	BS-5041	PR 1ZQ; PR 1ZM				
			VEN	BS-5043	PR 1ZE; PR 1ZP	SOL	BS-5116	PR 1KS	
2.0 TSI	155/211	12/12->	VEN	BS-5016	PR 1ZA; PR 1ZB; PR 1LV	SOL	BS-5044	->12/12; PR 1KD; PR 1KU	
			VEN	BS-5041	PR 1ZQ; PR 1ZM				
			VEN	BS-5043	PR 1ZE; PR 1ZP	SOL	BS-5116	PR 1KS	
2.5	125/170	04/10->	VEN	BS-5016	PR 1LV; PR 1ZA; PR 1ZB	SOL	BS-5044	->12/12; PR 1KD; PR 1KU	
			VEN	BS-5041	PR 1ZQ; PR 1ZM				
			VEN	BS-5043	PR 1ZE; PR 1ZP	SOL	BS-5116	PR 1KS	
<b>LT 28-35 II Bus [2DB, 2DE, 2DK] </b>									
2.3	105/143	05/96->07/06	VEN	BS-5199	->05/98; MD 35; ->04/01; MD 28; 12/96->; MD 46; 06/98->	SOL	BS-5054	->04/01; MD 35	
						SOL	BS-5200	->11/01; MD 28	
						VEN	BS-5290	12/96->; ->11/01; MD 46	
2.5 SDI	55/75	07/96->07/06	VEN	BS-5199	MD 28; MD 35	SOL	BS-5054	->04/01; MD 35	
						SOL	BS-5200	->04/01; MD 28	
						SOL	BS-5054	MD 35	
2.5 TDI	61/83	05/01->07/06	VEN	BS-5199		SOL	BS-5200	MD 28; MD 32	
						VEN	BS-5290	MD 46	
						SOL	BS-5054	MD 35	
2.5 TDI	70/95	05/01->07/06	VEN	BS-5199		SOL	BS-5200	MD 28; MD 32	
						VEN	BS-5290	MD 46	
						SOL	BS-5054	MD 35	
2.5 TDI	75/102	05/96->08/99	VEN	BS-5199	MD 28; MD 35; 12/96->; MD 46	SOL	BS-5200	MD 28	
						VEN	BS-5290	12/96->; MD 46	
						SOL	BS-5054	->04/01; MD 35	
2.5 TDI	66/90	05/99->07/06	VEN	BS-5199	->04/01; MD 28; MD 35; MD 46	SOL	BS-5200	->04/01; MD 28	
						VEN	BS-5290	->04/01; MD 46	

	kW/HP		Type			Type			
2.5 TDI	80/109	05/99->07/06	VEN	BS-5199	MD 28; MD 35; MD 46	SOL	BS-5054	->04/01; MD 35	
						SOL	BS-5200	->06/06; MD 28	
						VEN	BS-5290	->06/06; MD 46	
2.8 TDI	96/131	01/99->01/02	VEN	BS-5199	MD 28; MD 35; MD 46	SOL	BS-5054	MD 35	
						SOL	BS-5200	MD 28	
						VEN	BS-5290	MD 46	
2.8 TDI	116/158	05/01->06/06	VEN	BS-5199	MD 28; MD 32; MD 35; MD 46	SOL	BS-5054	MD 35	
						SOL	BS-5200	MD 28; MD 32	
						VEN	BS-5290	MD 46	
<b>LT 28-46 II Box (2DA, 2DD, 2DH) </b>									
2.3	105/143	05/96->07/06	VEN	BS-5199	MD 28; MD 35; MD 46	SOL	BS-5054	->04/01; MD 35	
						SOL	BS-5200	->11/01; MD 28	
						VEN	BS-5290	12/96->; ->11/01; MD 46	
2.5 SDI	55/75	09/96->07/06	VEN	BS-5199	MD 28; MD 35	SOL	BS-5054	->04/01; MD 35	
						SOL	BS-5200	->04/01; MD 28	
2.5 TDI	61/83	05/01->07/06	VEN	BS-5199		SOL	BS-5054	MD 35	
						SOL	BS-5200	MD 28	
						VEN	BS-5290	MD 46	
2.5 TDI	70/95	05/01->07/06	VEN	BS-5199	MD 28; MD 32; MD 35; MD 46	SOL	BS-5054	MD 35	
						SOL	BS-5200	MD 28	
						VEN	BS-5290	MD 46	
2.5 TDI	75/102	05/96->08/99	VEN	BS-5199	MD 28; MD 35; MD 46	SOL	BS-5054	MD 35	
						SOL	BS-5200	MD 28	
						VEN	BS-5290	12/96->; MD 46	
2.5 TDI	66/90	05/99->07/06	VEN	BS-5199	MD 28; MD 35; MD 46	SOL	BS-5054	->04/01; MD 35	
						SOL	BS-5200	->04/01; MD 28	
						VEN	BS-5290	->04/01; MD 46	
2.5 TDI	80/109	05/99->07/06	VEN	BS-5199	MD 28; MD 32; MD 35; MD 46	SOL	BS-5054	MD 35	
						SOL	BS-5200	MD 28	
						VEN	BS-5290	MD 46	
2.8 TDI	96/130	01/99->07/06	VEN	BS-5199	MD 28; MD 35; MD 46	SOL	BS-5054	->04/01; MD 35	
						SOL	BS-5200	->05/03; MD 28	
						VEN	BS-5290	->06/06; MD 46	
2.8 TDI	116/158	04/02->07/06	VEN	BS-5199	MD 28; MD 32; MD 35; MD 46	SOL	BS-5054	MD 35	
						SOL	BS-5200	MD 28	
						VEN	BS-5290	MD 46	

	<b>kW/HP</b>		<b>Type</b>			<b>Type</b>			
						SOL	BS-5054	MD 35	
2.8 TDI	92/125	07/97->01/02	VEN	BS-5199	MD 28; MD 35; MD 46	SOL	BS-5200	MD 28	
						VEN	BS-5290	MD 46	
<b>LT 28-46 II Platform/Chassis [2DC, 2DF, 2DG, 2DL, 2DM] </b>									
						SOL	BS-5054	->04/01; MD 35	
2.3	105/143	06/96->07/06	VEN	BS-5199	MD 28; MD 35; MD 46	SOL	BS-5200	->11/01; MD 28	
						VEN	BS-5290	12/96->; ->11/01; MD 46	
2.5 SDI	55/75	09/96->07/06	VEN	BS-5199	MD 28; MD 35	SOL	BS-5054	->04/01; MD 35	
						SOL	BS-5200	->04/01; MD 28	
2.5 TDI	61/83	05/01->07/06	VEN	BS-5199	MD 28; MD 35; MD 46	SOL	BS-5054	MD 35	
						SOL	BS-5200	MD 28	
						VEN	BS-5290	MD 46	
2.5 TDI	70/95	05/01->07/06	VEN	BS-5199	MD 28; MD 35; MD 46	SOL	BS-5054	MD 35	
						SOL	BS-5200	MD 28	
						VEN	BS-5290	MD 46	
2.5 TDI	66/90	05/99->07/06	VEN	BS-5199	MD 46	SOL	BS-5054	->04/01; MD 35	
						SOL	BS-5200	->04/01; MD 28	
						VEN	BS-5290	->04/01; MD 46	
2.5 TDI	80/109	05/99->07/06	VEN	BS-5199	MD 28; MD 35; MD 46	SOL	BS-5054	->04/01; MD 35	
						SOL	BS-5200	->06/06; MD 28	
						VEN	BS-5290	->06/06; MD 46	
2.5 TDI	75/102	06/96->08/99	VEN	BS-5199	MD 28; MD 35; MD 46	SOL	BS-5054	MD 35	
						SOL	BS-5200	MD 28	
						VEN	BS-5290	12/96->; MD 46	
2.8 TDI	96/130	01/99->07/06	VEN	BS-5199	MD 28; MD 35; MD 46	SOL	BS-5054	->04/01; MD 35	
						SOL	BS-5200	->05/03; MD 28	
						VEN	BS-5290	->06/06; MD 46	
2.8 TDI	116/158	04/02->07/06	VEN	BS-5199	MD 28; MD 35; MD 46	SOL	BS-5054	MD 35	
						SOL	BS-5200	->06/06; MD 28	
						VEN	BS-5290	->06/06; MD 46	
2.8 TDI	92/125	07/97->01/02	VEN	BS-5199	MD 28; MD 46; MD 35	SOL	BS-5054	MD 35	
						SOL	BS-5200	MD 28	
						VEN	BS-5290	MD 46	
<b>LUPO [6X1, 6E1] </b>									
1.0	37/50	09/98->07/05	VEN	BS-5127		DRUM	BS-5102	06/00->; + ABS	
1.0	37/50	10/98->05/00	VEN	BS-5127					
1.2 TDI 3L	45/61	07/99->07/05				DRUM	BS-5102	PR 1KH; PR 1KB	

	kw/HP		Type			Type		
1.4	44/60	10/00->07/05	VEN	BS-5088	PR 1ZK; PR 1ZE; PR 1ZJ	DRUM	BS-5102	ch.6X-X-000 001->; + ABS; ch.6X-X-003 001->; - ABS
			VEN	BS-5127	->ch.6X-1-007 576; PR 1LB; PR 1LM; PR 1ZC			
1.4 16V	74/100	08/99->07/05	VEN	BS-5088	PR 1ZK; PR 1ZE; PR 1ZJ	DRUM	BS-5102	ch.6X-X-000 001->; + ABS; ch.6X-X-003 001->; - ABS
			VEN	BS-5127	->ch.6X-1-007 576; PR 1LB; PR 1LM; PR 1ZC			
1.4 16V	55/75	09/98->07/05	VEN	BS-5088	PR 1ZK; PR 1ZE; PR 1ZJ	DRUM	BS-5102	+ ABS
			VEN	BS-5127	->ch.6X-1-007 576; PR 1LB; PR 1LM; PR 1ZC			
1.4 FSI	77/105	02/01->07/05	VEN	BS-5088	PR 1ZK; PR 1ZE; PR 1ZJ	DRUM	BS-5102	ch.6X-X-000 001->; + ABS; ch.6X-X-003 001->; - ABS
			VEN	BS-5127	->ch.6X-1-007 576; PR 1LB; PR 1LM; PR 1ZC			
1.4 TDI	55/75	01/99->07/05	VEN	BS-5088	PR 1ZE; PR 1ZK	DRUM	BS-5102	+ ABS
1.6 GTI	92/125	09/00->07/05	VEN	BS-5088	PR 1ZK; PR 1ZE; PR 1ZJ			
			VEN	BS-5127	->ch.6X-1-007 576; PR 1LB; PR 1LM; PR 1ZC			
1.7 SDI	44/60	09/98->07/05	VEN	BS-5088	PR 1ZK; PR 1ZE; PR 1ZJ	DRUM	BS-5102	ch.6X-X-000 001->; + ABS; ch.6X-X-003 001->; - ABS
			VEN	BS-5127	->ch.6X-1-007 576; PR 1LB; PR 1LM; PR 1ZC			
<b>MULTIVAN V (7HM, 7HN, 7HF, 7EF, 7EM, 7EN) </b>								
1.9 TDI	62/84	01/06->11/09	VEN	BS-5357	PR 2000	VEN	BS-5356	ch.7H8028000->; PR 0WL; PR 0WM; PR 0WN; PR 0WP; PR 0WQ; PR 0WR; PR 2000; PR 20000
1.9 TDI	77/105	04/03->11/09	VEN	BS-5357	PR 2000	VEN	BS-5356	PR 0WL; PR 0WN; PR 0WM; PR 0WP; PR 0WQ; PR 0WR; PR 2000; PR 20000; ch.7H8028000->
1.9 TDI	63/85	04/03->11/09	VEN	BS-5357	PR 2000	VEN	BS-5356	ch.7H8028000->; PR 0WL; PR 0WM; PR 0WN; PR 0WP; PR 0WQ; PR 2000; PR 20000; PR 0WR
1.9 TDI	75/102	06/06->11/09	VEN	BS-5357	PR 2000	VEN	BS-5356	ch.7H8028000->; PR 0WL; PR 0WM; PR 0WN; PR 0WP; PR 0WQ; PR 0WR; PR 2000; PR 20000
2.0	85/115	11/03->	VEN	BS-5357	Ø wheel 16` in; PR 2000	VEN	BS-5356	
			VEN	BS-5885	PR 20000			
2.0 BiTDI	132/180	09/09->	VEN	BS-5357	PR 2000	VEN	BS-5356	
			VEN	BS-5885	PR 20000			
2.0 BiTDI 4motion	132/180	09/09->	VEN	BS-5357	PR 2000	VEN	BS-5356	
			VEN	BS-5885	PR 20000			
2.0 TDI	84/114	05/11->	VEN	BS-5357	PR 2000	VEN	BS-5356	PR 2E3/2E4
			VEN	BS-5885	PR 20000			
2.0 TDI	62/84	09/09->	VEN	BS-5357	PR 2000	VEN	BS-5356	
			VEN	BS-5885	PR 20000			
2.0 TDI	75/102	09/09->	VEN	BS-5357	PR 2000	VEN	BS-5356	
			VEN	BS-5885	PR 20000			
2.0 TDI	103/140	09/09->	VEN	BS-5357	PR 2000	VEN	BS-5356	
			VEN	BS-5885	PR 20000			
2.0 TDI 4motion	103/140	09/09->	VEN	BS-5357	PR 2000	VEN	BS-5356	
			VEN	BS-5885	PR 20000			
2.0 TSI	150/204	05/11->	VEN	BS-5357	PR 2000	VEN	BS-5356	PR 2E3/2E4
			VEN	BS-5885	PR 20000			

	kW/HP		Type			Type			
2.0 TSI	110/150	07/12->	VEN	BS-5357	PR 2000	VEN	BS-5356		
			VEN	BS-5885	PR 20000				
2.0 TSI 4motion	150/204	07/11->	VEN	BS-5357	PR 2000	VEN	BS-5356	PR 2E3/2E4	
			VEN	BS-5885	PR 20000				
2.5 TDI	96/130	04/03->11/09	VEN	BS-5357	PR 2000	VEN	BS-5356	PR OWL/OWM/OWN; PR OWP/OWQ; PR 2E3/2E4; PR OWR; ch.7H8028000->	
2.5 TDI	128/174	04/03->11/09	VEN	BS-5357	Ø wheel 16` in; PR 2000	VEN	BS-5356	PR OWL; PR OWM; PR OWN; PR OWP; PR OWQ; PR 2000; PR 20000; PR OWR; ch.7H8028000->	
2.5 TDI	120/163	11/03->11/09	VEN	BS-5357	PR 2000	VEN	BS-5356	ch.7H8028000->; PR OWL; PR OWM; PR OWN; PR OWP; PR OWQ; PR OWR; PR 2000; PR 20000	
2.5 TDI 4motion	96/130	07/04->11/09	VEN	BS-5357	PR 2000; Ø wheel 16` in	VEN	BS-5356	ch.7H8028000->; PR OWL; PR OWM; PR OWN; PR OWP; PR OWQ; PR 2000; PR 20000; PR OWR; Ø wheel 16` in	
2.5 TDI 4motion	128/174	07/04->11/09	VEN	BS-5357	PR 2000; Ø wheel 16` in	VEN	BS-5356	ch.7H8028000->; PR OWL; PR OWM; PR OWN; PR OWP; PR OWQ; PR 2000; PR 20000; PR OWR; Ø wheel 16` in	
3.2 V6	170/231	02/04->06/04	VEN	BS-5357	PR 2000	VEN	BS-5356	Ø wheel 17` in; PR OWL; PR OWM; PR OWN; PR OWP; PR OWQ	
3.2 V6	173/235	02/04->11/09	VEN	BS-5357	PR 2000	VEN	BS-5356	ch.7H8028000->; PR OWL; PR OWM; PR OWN; PR OWP; PR OWQ; PR 2000; PR 20000; PR OWR; Ø wheel 17` in	
3.2 V6 4motion	173/235	07/04->11/09	VEN	BS-5357	PR 2000	VEN	BS-5356	ch.7H8028000->; PR OWL; PR OWM; PR OWN; PR OWP; PR OWQ; PR 2000; PR 20000; PR OWR; Ø wheel 17` in	
<b>MULTIVAN VI (SGF, SGM, SGN)</b> 									
2.0 TDI	75/102	04/15->	VEN	BS-5357	PR 2000	VEN	BS-5356		
			VEN	BS-5885	PR 20000				
2.0 TDI	103/140	04/15->	VEN	BS-5357	PR 2000	VEN	BS-5356		
			VEN	BS-5885	PR 20000				
2.0 TDI	132/180	04/15->	VEN	BS-5357	PR 2000	VEN	BS-5356		
			VEN	BS-5885	PR 20000				
2.0 TDI	110/150	04/15->	VEN	BS-5357	PR 2000	VEN	BS-5356		
			VEN	BS-5885	PR 20000				
2.0 TDI	62/84	04/15->	VEN	BS-5357	PR 2000	VEN	BS-5356		
			VEN	BS-5885	PR 20000				
2.0 TDI	150/204	06/15->	VEN	BS-5357	PR 2000	VEN	BS-5356		
			VEN	BS-5885	PR 20000				
2.0 TDI 4motion	103/140	06/15->	VEN	BS-5357	PR 2000	VEN	BS-5356		
			VEN	BS-5885	PR 20000				
2.0 TDI 4motion	132/180	06/15->	VEN	BS-5357	PR 2000	VEN	BS-5356		
			VEN	BS-5885	PR 20000				
2.0 TDI 4motion	150/204	06/15->	VEN	BS-5357	PR 2000	VEN	BS-5356		
			VEN	BS-5885	PR 20000				
2.0 TDI 4motion	110/150	08/15->	VEN	BS-5357	PR 2000	VEN	BS-5356		
			VEN	BS-5885	PR 20000				
2.0 TSI	150/204	04/15->	VEN	BS-5357	PR 2000	VEN	BS-5356		
			VEN	BS-5885	PR 20000				

	kw/HP		Type			Type		
2.0 TSI	110/150	04/15->	VEN	BS-5357	PR 2000	VEN	BS-5356	
			VEN	BS-5885	PR 20000			
2.0 TSI 4motion	150/204	06/15->	VEN	BS-5357	PR 2000	VEN	BS-5356	
			VEN	BS-5885	PR 20000			
<b>NEW BEETLE (9C1, 1C1)</b> 								
1.4	55/75	11/01->09/10	VEN	BS-5251		SOL	BS-5032	
1.6	75/102	06/00->09/10	VEN	BS-5251		SOL	BS-5032	
1.6	74/100	10/99->09/00	VEN	BS-5251		SOL	BS-5032	
1.8 T	110/150	10/99->09/10	VEN	BS-5030		SOL	BS-5032	
1.8 T	132/180	11/01->06/05	VEN	BS-5030	PR 1ZE; PR 1ZD	SOL	BS-5032	PR 1KS; PR 1KV
1.9 TDI	66/90	01/98->06/04	VEN	BS-5251		SOL	BS-5032	
1.9 TDI	74/101	02/01->09/10	VEN	BS-5251	07/01->	SOL	BS-5032	07/01->
1.9 TDI	77/105	07/05->09/10	VEN	BS-5251		SOL	BS-5032	
2.0	85/115	01/98->09/10	VEN	BS-5251		SOL	BS-5032	
2.3 V5	125/170	10/00->09/10	VEN	BS-5030	->10/02; Ø wheel 16` in	VEN	BS-5032	PR 1KV/1KS
			VEN	BS-5251	PR 1ZP/			
<b>NEW BEETLE Convertible (1Y7)</b> 								
1.4	55/75	01/03->09/10	VEN	BS-5251		SOL	BS-5032	
1.6	75/102	01/03->09/10	VEN	BS-5251		SOL	BS-5032	
1.8 T	110/150	01/03->09/10	VEN	BS-5030		SOL	BS-5032	
			VEN	BS-5251				
1.9 TDI	74/100	06/03->09/10	VEN	BS-5251	07/03->	SOL	BS-5032	07/03->
1.9 TDI	77/105	07/05->09/10	VEN	BS-5251		SOL	BS-5032	
2.0	85/115	09/02->10/10	VEN	BS-5251		SOL	BS-5032	
2.5	110/150	07/05->09/10	VEN	BS-5030	PR 1ZM	SOL	BS-5032	PR 1KV/1KS
			VEN	BS-5251	PR 1ZP			
<b>PASSAT (32)</b> 								
1.3	44/60	01/78->07/80	SOL	BS-5068	MT	DRUM	BS-5416	
			SOL	BS-5069	AT			
1.3	40/55	05/73->07/80	SOL	BS-5068	02/78->; MT	DRUM	BS-5416	02/78->
			SOL	BS-5069	AT			
1.3	44/60	05/73->01/78	SOL	BS-5068		DRUM	BS-5416	
1.3	40/55	05/73->01/78	SOL	BS-5068		DRUM	BS-5416	
1.5	63/86	05/73->12/75	SOL	BS-5069		DRUM	BS-5416	
1.5	55/75	07/73->12/75	SOL	BS-5069				
1.5 D	37/50	08/77->07/80	SOL	BS-5068		DRUM	BS-5416	
1.6	63/85	08/75->07/80	SOL	BS-5069	08/77->	DRUM	BS-5416	08/77->




kW/HP




Type



Type

PASSAT [32B] 

1.3	40/55	08/80->07/83	SOL	BS-5068				
1.3	44/60	08/80->07/86	SOL	BS-5068	->07/81; MT			
			SOL	BS-5069	->07/84	DRUM	BS-5416	->07/81; MT
1.3	44/60	08/80->07/86	SOL	BS-5069		DRUM	BS-5416	01/85->
1.6	63/85	01/81->02/83	SOL	BS-5069				
1.6	53/72	02/86->03/88	SOL	BS-5069	08/86->			
1.6	55/75	08/80->03/88	SOL	BS-5069	->07/84	DRUM	BS-5416	->07/81
1.6	55/75	08/80->03/88	SOL	BS-5069	08/83->; ->12/84	DRUM	BS-5416	08/83->; ->12/84
1.6	51/70	08/87->03/88	SOL	BS-5069				
1.6 D	40/54	08/80->03/88	SOL	BS-5069	->07/84			
1.6 TD	51/70	04/82->03/88	SOL	BS-5069	08/84->	DRUM	BS-5416	08/84->
1.6 TD	59/80	05/86->03/88	SOL	BS-5069		DRUM	BS-5416	
1.8	66/90	01/83->03/88	SOL	BS-5069		DRUM	BS-5416	08/84->
1.8	64/87	05/86->03/88	SOL	BS-5069		DRUM	BS-5416	
1.8	82/112	12/83->03/88	VEN	BS-5070	->07/84			
1.9	85/115	01/81->07/83	VEN	BS-5070		DRUM	BS-5416	->07/81
2.0	85/115	08/83->03/88	VEN	BS-5070				
2.2	100/136	01/85->03/88	VEN	BS-5088		SOL	BS-5087	
2.2	85/115	08/85->03/88	VEN	BS-5070				

PASSAT [362] 

1.4 TSI	90/122	08/10->12/14	VEN	BS-5016	PR 1ZM; PR 1ZG	SOL	BS-5398	PR 1KW
1.4 TSI	118/160	11/12->12/14	VEN	BS-5016	PR 1ZM; PR 1ZG	SOL	BS-5398	PR 1KW
1.4 TSI EcoFuel	110/150	08/10->12/14	VEN	BS-5016	PR 1ZM; PR 1ZG	SOL	BS-5398	PR 1KW
1.4 TSI MultiFuel	118/160	11/10->12/14	VEN	BS-5016	PR 1ZM; PR 1ZG	SOL	BS-5398	PR 1KW
1.6 TDI	77/105	08/10->12/14	VEN	BS-5016	PR 1ZM; PR 1ZG	SOL	BS-5398	PR 1KW
1.8 TSI	112/152	02/11->12/14	VEN	BS-5016	PR 1ZM; PR 1ZG	SOL	BS-5398	PR 1KW
1.8 TSI	118/160	08/10->12/14	VEN	BS-5016	PR 1ZM; PR 1ZG	SOL	BS-5398	PR 1KW
2.0 TDI	103/140	08/10->12/14	VEN	BS-5016	PR 1ZM; PR 1ZG	SOL	BS-5398	PR 1KW
2.0 TDI	125/170	08/10->12/14	VEN	BS-5016	PR 1ZM; PR 1ZG	SOL	BS-5398	PR 1KW
2.0 TDI	100/136	08/10->12/14	VEN	BS-5016	PR 1ZM; PR 1ZG	SOL	BS-5398	PR 1KW
2.0 TDI	130/177	12/12->12/14	VEN	BS-5016	PR 1ZM; PR 1ZG	SOL	BS-5398	PR 1KW
2.0 TDI 4motion	130/177	01/13->12/14	VEN	BS-5016	PR 1ZM; PR 1ZG	SOL	BS-5398	PR 1KW
2.0 TDI 4motion	103/140	08/10->12/14	VEN	BS-5016	PR 1ZM; PR 1ZG	SOL	BS-5398	PR 1KW
2.0 TDI 4motion	125/170	08/10->01/13	VEN	BS-5016	PR 1ZM; PR 1ZG	SOL	BS-5398	PR 1KW
2.0 TSI	155/210	11/10->12/14	VEN	BS-5016	PR 1ZM; PR 1ZG	SOL	BS-5398	PR 1KW
3.6 FSI 4motion	220/300	01/11->12/14	VEN	BS-5016	PR 1ZM; PR 1ZG	SOL	BS-5398	PR 1KW



kW/HP




Type



Type







PASSAT (3A2, 35I) 








1.6	53/72	02/88->09/91	VEN	BS-5088		SOL	BS-5087
			SOL	BS-5089		DRUM	BS-5427
1.6	55/75	02/88->12/88	SOL	BS-5089			
1.6	74/101	10/94->08/96	SOL	BS-5089		SOL	BS-5087
1.6 TD	59/80	08/88->09/93	SOL	BS-5089		DRUM	BS-5066
						SOL	BS-5087
1.8	66/90	02/88->08/96	SOL	BS-5089		DRUM	BS-5066 ->07/95
						SOL	BS-5087
1.8	79/107	04/88->07/93	VEN	BS-5088		SOL	BS-5087
1.8	82/112	04/88->07/92	VEN	BS-5088	->07/91	SOL	BS-5087 ->07/91
1.8	55/75	08/90->08/96	SOL	BS-5089		SOL	BS-5087 08/95->
						DRUM	BS-5066 ->07/95
1.8 16V	100/136	04/88->12/89	VEN	BS-5088		SOL	BS-5087
1.8 G60 Syncro	118/160	08/88->08/96				SOL	BS-5087
1.9 D	50/68	05/89->10/93	SOL	BS-5089		DRUM	BS-5066
						SOL	BS-5087 08/95->
1.9 TD	55/75	03/91->08/96	SOL	BS-5089		DRUM	BS-5066 ->07/91
						SOL	BS-5087 ch.3AT000001->
1.9 TDI	66/90	10/93->08/96	VEN	BS-5088		SOL	BS-5087 ch.3AT000001->
			SOL	BS-5089		DRUM	BS-5066 ->07/95
2.0	85/115	02/90->08/96	VEN	BS-5088		SOL	BS-5087
						DRUM	BS-5066
2.0	79/107	03/95->08/96	VEN	BS-5088		SOL	BS-5087
						DRUM	BS-5066 ->07/95; ->ch.3AS300000
2.0 16V	110/150	01/94->08/96				SOL	BS-5087 08/95->; ch.3AT000001->
						DRUM	BS-5066 ->07/95; ->ch.3AS300000
2.0 16V	100/136	08/88->09/93	VEN	BS-5088		SOL	BS-5087
2.0 Syncro	85/115	10/90->08/96	VEN	BS-5088		SOL	BS-5087 ->07/95
						DRUM	BS-5066








PASSAT (3B2) 







1.6	74/101	10/96->11/00	VEN	BS-5083	08/98->; ch.3BX124108->	SOL	BS-5080
			VEN	BS-5195	PR 1LZ/1ZJ		
			VEN	BS-5257	->07/98; ->ch.3BX124107; PR 1LB/1ZC		
			VEN	BS-5360	05/99->; ch.3BY000001->; PR 1LB/1ZC		
1.8	85/115	01/97->11/00	VEN	BS-5083	08/98->; ch.3BX124108->; PR 1LB; PR 1ZC	SOL	BS-5080
			VEN	BS-5195	PR 1LZ; PR 1ZJ		
			VEN	BS-5257	->ch.3BX124107; ->07/98; PR 1LB; PR 1ZC		
			VEN	BS-5360	05/99->; ch.3BY000001->; PR 1LB; PR 1ZC		



	kW/HP		Type			Type		
1.8	92/125	10/96->11/00	VEN	BS-5083	08/98->; ch.3BX124108->; PR 1LB/1ZC	SOL	BS-5080	
			VEN	BS-5195	PR 1LZ; PR 1ZJ			
			VEN	BS-5257	->07/98; ->ch.3BX124107; PR 1LB/1ZC			
			VEN	BS-5360	05/99->; ch.3BY000001->; PR 1LB/1ZC			
1.8 Syncro/4motion	92/125	10/96->11/00	VEN	BS-5195	PR 1LZ; PR 1ZJ	SOL	BS-5080	
1.8 T	110/150	10/96->11/00	VEN	BS-5083	07/98->; ch.3BX124108->; PR 1LB; PR 1ZC; PR 1LE	SOL	BS-5080	PR 1KD/1KF
			VEN	BS-5195	PR 1LZ/1ZJ			
			VEN	BS-5257	->06/98; ->ch.3BX124107; PR 1LB/1ZC			
			VEN	BS-5279	PR 1LT			
1.9 TDI	74/101	02/00->11/00	VEN	BS-5083	PR 1LB; PR 1LE; PR 1ZC	SOL	BS-5080	PR 1KD; PR 1KF
			VEN	BS-5195	PR 1LZ; PR 1ZJ			
			VEN	BS-5360	PR 1LB; PR 1LE; PR 1ZC			
1.9 TDI	85/115	08/98->11/00	VEN	BS-5083	PR 1LB/1ZC	SOL	BS-5080	
			VEN	BS-5195	PR 1LZ/1ZJ			
1.9 TDI	66/90	10/96->11/00	VEN	BS-5360	05/99->; ch.3BY000001->; PR 1LB/1ZC	SOL	BS-5080	
			VEN	BS-5083	08/98->; ch.3BX124108->; PR 1LB/1ZC			
1.9 TDI	81/110	10/96->11/00	VEN	BS-5195	PR 1LZ/1ZJ	SOL	BS-5080	
			VEN	BS-5257	->07/98; ->ch.3BX124107; PR 1LB/1ZC			
			VEN	BS-5360	05/99->; ch.3BY000001->; PR 1LB/1ZC			
			VEN	BS-5083	08/98->; PR 1LB; PR 1ZC; PR 1LE; ch.3BX124108->			
1.9 TDI 4motion	85/115	08/99->11/00	VEN	BS-5195	PR 1LZ; PR 1ZJ	SOL	BS-5080	
			VEN	BS-5257	->ch.3BX600000; PR 1LB; PR 1ZC			
1.9 TDI Syncro/4motion	81/110	10/96->11/00	VEN	BS-5195	PR 1LZ; PR 1ZJ	SOL	BS-5080	
			VEN	BS-5257	PR 1LB; PR 1ZC			
2.0	88/120	04/00->11/00	VEN	BS-5083	PR 1LB; PR 1LE; PR 1ZC	SOL	BS-5080	
			VEN	BS-5360	PR 1LB/1LE/1ZC			
2.0 4motion	88/120	04/00->11/00	VEN	BS-5083		SOL	BS-5080	
			VEN	BS-5360				
2.3 VR5	110/150	10/96->11/00	VEN	BS-5083	08/98->; ch.3BX124108->; PR 1LB; PR 1ZC	SOL	BS-5080	
			VEN	BS-5257	->07/98; ->ch.3BX124107; PR 1LB; PR 1ZC			
			VEN	BS-5360	05/99->; ch.3BY000001->; PR 1LB; PR 1ZC			

	kW/HP		Type			Type			
2.3 VR5 Syncro/4motion	110/150	10/97->11/00	VEN	BS-5083	08/98->; PR 1LB/1ZC; ch.3BX124108->				
			VEN	BS-5257	->07/98; PR 1LB/1ZC; ->ch.3BX124107				
			VEN	BS-5360	05/99->; PR 1LB/1ZC; ch.3BY000001->				
2.5 TDI	110/150	07/98->11/00	VEN	BS-5083	->04/99; ->ch.3BX600000; PR 1LB; PR 1ZC				
			VEN	BS-5195	PR 1LZ; PR 1LJ	SOL	BS-5080	PR 1KD; PR 1KF	
			VEN	BS-5279	PR 1LT				
			VEN	BS-5360	05/99->; ch.3BY000001->; PR 1LB; PR 1ZC; PR 1LE				
2.5 TDI Syncro/4motion	110/150	12/98->11/00	VEN	BS-5083					
			VEN	BS-5257					
			VEN	BS-5279					
2.8 Syncro	132/180	05/97->09/99	VEN	BS-5083					
2.8 V6	132/180	05/97->09/99	VEN	BS-5083	PR 1LB; PR 1LE; PR 1ZC				
			VEN	BS-5360	PR 1LB; PR 1LE; PR 1ZC	SOL	BS-5080		
2.8 V6	142/193	08/96->11/00	VEN	BS-5083	07/98->				
			VEN	BS-5279	09/00->; Ø wheel 16` in	SOL	BS-5080	07/98->; Ø wheel 16` in	
2.8 V6	140/190	09/99->11/00	VEN	BS-5279	09/00->; Ø wheel 16` in				
2.8 V6 Syncro/4motion	142/193	10/96->11/00	VEN	BS-5083	PR 1LB; PR 1LE; PR 1ZC				
			VEN	BS-5279	->04/99; ->ch.3BX600000; PR 1LB; PR 1LE; PR 1ZC	SOL	BS-5080	->12/99	
			VEN	BS-5360	05/99->; PR 1LB; PR 1LE; PR 1ZC				
<b>PASSAT [3B3]</b> 									
1.6	75/102	11/00->05/05	VEN	BS-5083	PR 1LB; PR 1LE; PR 1ZC				
			VEN	BS-5195	PR 1LZ; PR 1ZJ	SOL	BS-5080	PR 1KD; PR 1KF	
			VEN	BS-5360	PR 1LB; PR 1LE; PR 1ZC				
1.8 T 20V	110/150	11/00->05/05	VEN	BS-5083	ch.3BX124108->; PR 1LB; PR 1ZC; PR 1LE				
			VEN	BS-5195	PR 1LZ/1ZJ				
			VEN	BS-5257	->ch.3BX124107; PR 1LB/1ZC	SOL	BS-5080	PR 1KD/1KF	
			VEN	BS-5279	PR 1LT				
1.8 T 4motion	125/170	03/01->05/05	VEN	BS-5360	PR 1ZC/1LE/1LB; ch.3BY00001->				
			VEN	BS-5083					
			VEN	BS-5360					
1.9 TDI	74/101	11/00->05/05	VEN	BS-5083					
			VEN	BS-5195	PR 1LZ/1ZJ; ->12/00	SOL	BS-5080		
1.9 TDI	96/130	11/00->05/05	VEN	BS-5360	01/01->				
			VEN	BS-5083	PR 1LB; PR 1ZC; PR 1LE				
			VEN	BS-5279	PR 1LT	SOL	BS-5080	PR 1KD/1KF	
			VEN	BS-5360	PR 1LB/1ZC/1LE				

	kW/HP		Type			Type			
1.9 TDI 4motion	96/130	11/00->05/05	VEN	BS-5083	PR 1LE/1ZC				
			VEN	BS-5279	PR 1LT	SOL	BS-5080	->10/01	
			VEN	BS-5360	06/03->; PR 1LE/1ZC				
2.0	85/115	11/00->05/05	VEN	BS-5083	PR 1LE; PR 1ZC				
			VEN	BS-5279	PR 1LT	SOL	BS-5080	PR 1KD; PR 1KF	
			VEN	BS-5360	PR 1LE/1ZC				
2.0	96/130	11/01->05/05	VEN	BS-5083	PR 1LE; PR 1ZC				
			VEN	BS-5279	PR 1LT	SOL	BS-5080	PR 1KD/1KF	
			VEN	BS-5360	PR 1LE/1ZC				
2.0 4motion	85/115	11/00->05/05	VEN	BS-5083	PR 1LE; PR 1ZC				
			VEN	BS-5360	PR 1LE; PR 1ZC				
2.0 TDI	100/136	12/03->05/05	VEN	BS-5083	PR 1LE; PR 1ZC				
			VEN	BS-5279	PR 1LT	SOL	BS-5080	PR 1KD; PR 1KF	
2.3 V5	125/170	11/00->05/05	VEN	BS-5360	PR 1LE; PR 1ZC				
			VEN	BS-5279	->03/05; Ø wheel 16" in	SOL	BS-5080	->03/05; Ø wheel 16" in; PR 1KD; PR 1KF	
2.3 V5 4motion	125/170	11/00->05/05	VEN	BS-5083	PR 1LE; PR 1ZC				
			VEN	BS-5279	PR 1LT				
			VEN	BS-5360	PR 1LE; PR 1ZC				
2.5 TDI	120/163	05/03->05/05	VEN	BS-5083	PR 1LB; PR 1ZC; PR 1LE				
			VEN	BS-5279	PR 1LT	SOL	BS-5080	PR 1KD; PR 1KF	
2.5 TDI	110/150	11/00->05/05	VEN	BS-5360	ch.3BY00001->; PR 1LB; PR 1ZC; PR 1LE				
			VEN	BS-5083	PR 1LB; PR 1ZC; PR 1LE				
			VEN	BS-5195	PR 1LZ; PR 1ZJ	SOL	BS-5080	PR 1KD; PR 1KF	
2.5 TDI 4motion	132/180	01/03->05/05	VEN	BS-5279	PR 1LT				
			VEN	BS-5083	PR 1LE; PR 1ZC				
			VEN	BS-5257	PR 1LB				
2.5 TDI 4motion	110/150	11/00->05/05	VEN	BS-5083	PR 1LE; PR 1ZC				
			VEN	BS-5257	PR 1LB				
			VEN	BS-5279	PR 1LT				
2.8 4motion	142/193	11/00->05/05	VEN	BS-5083	PR 1LB; PR 1LE				
			VEN	BS-5279	PR 1LT				
			VEN	BS-5360	PR 1LB; PR 1LE; PR 1ZC				
<b>PASSAT (3C2)</b> 									
1.4 TSI	90/122	05/07->07/10	VEN	BS-5016	PR 1LH; PR 1ZG	SOL	BS-5398	PR 1KU	
1.4 TSI EcoFuel	110/150	01/09->07/10	VEN	BS-5016	PR 1LH/1ZM	SOL	BS-5398	PR 1KU/1KW	
1.6	75/102	05/05->07/10	VEN	BS-5016		SOL	BS-5398		











	kw/HP		Type			Type		
1.6 FSI	85/115	03/05->06/08	VEN	BS-5016		SOL	BS-5398	
1.6 TDI	77/105	08/09->07/10	VEN	BS-5016	PR 1LJ/1LH/1ZM	SOL	BS-5398	PR 1KU/1KW
1.8 TSI	118/160	05/07->07/10	VEN	BS-5016	PR 1LH; PR 1ZG	SOL	BS-5398	PR 1KU; PR 1KW
1.8 TSI	112/152	11/09->07/10	VEN	BS-5016	PR 1LH; PR 1ZM	SOL	BS-5398	PR 1KU; PR 1KW
1.9 TDI	77/105	03/05->11/08	VEN	BS-5016	PR 1LH	SOL	BS-5080	
			VEN	BS-5195		SOL	BS-5398	
2.0 BlueTDI	105/143	01/09->11/10	VEN	BS-5016	PR 1LH; PR 1ZG; PR 1LJ; PR 1ZM	SOL	BS-5398	PR 1KU; PR 1KW
2.0 FSI	110/150	03/05->07/10	VEN	BS-5016		SOL	BS-5398	->02/06
2.0 FSI	147/200	07/05->07/10	VEN	BS-5016	PR 1LH; PR 1ZG; PR 1LJ; PR 1ZM; Ø wheel 16" in	SOL	BS-5398	PR 1KU; PR 1KW; Ø wheel 16" in
2.0 FSI 4motion	110/150	09/05->07/10	VEN	BS-5016	PR 1LJ; PR 1LH; PR 1ZM	SOL	BS-5398	PR 1KU; PR 1KW
2.0 TDI	103/140	03/05->05/09	VEN	BS-5016		SOL	BS-5398	
2.0 TDI	100/136	03/05->11/10	VEN	BS-5016		SOL	BS-5398	
2.0 TDI	125/170	08/05->07/10	VEN	BS-5016	Ø wheel 16" in; PR 1LH; PR 1ZG; PR 1LJ; PR 1ZM	SOL	BS-5398	Ø wheel 16" in; PR 1KU; PR 1KW
2.0 TDI	88/120	11/05->05/07	VEN	BS-5016	PR 1LH; PR 1ZG; PR 1LJ; PR 1ZM; Ø wheel 15" in; Ø wheel 16" in	SOL	BS-5398	PR 1KU; PR 1KW; Ø wheel 15" in; Ø wheel 16" in
2.0 TDI	81/110	11/08->07/10	VEN	BS-5016	PR 1LH; PR 1ZG; PR 1LJ; PR 1ZM	SOL	BS-5398	PR 1KU; PR 1KW
2.0 TDI 16V	103/140	03/05->07/10	VEN	BS-5016		SOL	BS-5398	
2.0 TDI 16V 4motion	103/140	03/05->08/10	VEN	BS-5016	PR 1LH; PR 1ZG; PR 1LJ; PR 1ZM	SOL	BS-5398	PR 1KU; PR 1KW
2.0 TDI 4motion	103/140	03/05->05/09	VEN	BS-5016	PR 1LH; PR 1ZG; PR 1LJ; PR 1ZM	SOL	BS-5398	PR 1KU; PR 1KW
2.0 TDI 4motion	125/170	05/09->07/10	VEN	BS-5016	PR 1LH/1ZM	SOL	BS-5398	PR 1KU/1KW







### PASSAT (3G2)

1.4 GTE Hybrid	115/156	06/15->	VEN	BS-5016	PR 1ZA; PR 1ZD			
1.4 TSI	110/150	11/14->	VEN	BS-5016	PR 1ZA; PR 1ZD			
1.4 TSI	92/125	11/14->	VEN	BS-5016	PR 1ZA/1ZD			
1.4 TSI 4motion	110/150	02/15->	VEN	BS-5016	PR 1ZA; PR 1ZD			
1.6 TDI	88/120	08/14->	VEN	BS-5016	PR 1ZA; PR 1ZD			
1.8 TSI	132/180	02/15->	VEN	BS-5016	PR 1ZA; PR 1ZD			
2.0 TDI	110/150	11/14->	VEN	BS-5016	PR 1ZA; PR 1ZD			
2.0 TDI	140/190	11/14->	VEN	BS-5016	PR 1ZA; PR 1ZD			
2.0 TDI 4motion	110/150	02/15->	VEN	BS-5016	PR 1ZA; PR 1ZD			
2.0 TDI 4motion	176/240	08/14->	VEN	BS-5016	PR 1ZA; PR 1ZD			
2.0 TDI 4motion	140/190	11/14->	VEN	BS-5016	PR 1ZA; PR 1ZD			
2.0 TSI	162/220	02/15->	VEN	BS-5016	PR 1ZA; PR 1ZD			
2.0 TSI 4motion	206/280	05/15->	VEN	BS-5016	PR 1ZA; PR 1ZD; PR 1ZC; PR 1ZG			

### PASSAT ALLTRACK (365)

1.8 TSI	112/152	01/12->12/14	VEN	BS-5016	PR 1ZM; PR 1ZG	SOL	BS-5398	PR 1KW
1.8 TSI	118/160	01/12->12/14	VEN	BS-5016	PR 1ZM/1ZG	SOL	BS-5398	PR 1KW
2.0 TDI	103/140	01/12->12/14	VEN	BS-5016	PR 1ZM/1ZG	SOL	BS-5398	PR 1KW
2.0 TDI 4motion	103/140	01/12->12/14	VEN	BS-5016	PR 1ZM/1ZG	SOL	BS-5398	PR 1KW

	kw/HP		Type			Type			
2.0 TDI 4motion	125/170	01/12->12/14	VEN	BS-5016	PR 1ZM/1ZG	SOL	BS-5398	PR 1KW	
2.0 TDI 4motion	130/177	01/13->12/14	VEN	BS-5016	PR 1ZM/1ZG	SOL	BS-5398	PR 1KW	
2.0 TSI 4motion	155/210	01/12->12/14	VEN	BS-5016	PR 1ZM; PR 1ZG	SOL	BS-5398	PR 1KW	
<b>PASSAT ALLTRACK [3G5]</b> 									
2.0 TDI 4motion	110/150	05/15->	VEN	BS-5016	PR 1ZA; PR 1ZD				
2.0 TDI 4motion	140/190	05/15->	VEN	BS-5016	PR 1ZA; PR 1ZD				
2.0 TDI 4motion	176/240	05/15->	VEN	BS-5016	PR 1ZA; PR 1ZD				
2.0 TSI 4motion	162/220	07/15->	VEN	BS-5016	PR 1ZA; PR 1ZD				
<b>PASSAT CC [357]</b> 									
1.4 TSI MultiFuel	118/160	01/11->01/12	VEN	BS-5016	PR 1ZM; PR 1ZG	SOL	BS-5398	PR 1KU; PR 1KW	
1.8 TSI	118/160	06/08->01/12	VEN	BS-5016	PR 1LH; PR 1ZG	SOL	BS-5398	PR 1KU	
1.8 TSI	112/152	11/08->05/10	VEN	BS-5016	PR 1ZM	SOL	BS-5398	+ elec. handbrake; PR 1KU/1KW	
2.0 BlueTDI	105/143	05/09->11/10	VEN	BS-5016	PR 1ZM	SOL	BS-5398	+ elec. handbrake; PR 1KW	
2.0 TDI	120/163	05/08->05/11	VEN	BS-5016	PR 1LH; PR 1ZM	SOL	BS-5398	+ elec. handbrake; PR 1KU/1KW	
2.0 TDI	103/140	06/08->01/12	VEN	BS-5016	PR 1LH; PR 1ZG	SOL	BS-5398	PR 1KU	
2.0 TDI	125/170	06/08->01/12	VEN	BS-5016	PR 1LH; PR 1ZG	SOL	BS-5398	PR 1KU	
2.0 TDI	100/136	06/08->05/11	VEN	BS-5016	PR 1LH; PR 1ZG	SOL	BS-5398	PR 1KU	
2.0 TDI 4motion	103/140	08/09->01/12	VEN	BS-5016	PR 1LH; PR 1ZM	SOL	BS-5398	PR 1KW; PR 1KU; + elec. handbrake	
2.0 TDI 4motion	125/170	11/09->01/12	VEN	BS-5016	PR 1LH; PR 1ZM	SOL	BS-5398	+ elec. handbrake; PR 1KW	
2.0 TSI	147/200	06/08->01/12	VEN	BS-5016	PR 1LH; PR 1ZG	SOL	BS-5398	PR 1KU	
2.0 TSI	155/211	11/10->01/12	VEN	BS-5016	PR 1ZM; PR 1LH	SOL	BS-5398	+ elec. handbrake; PR 1KU/1KW	
<b>PASSAT Saloon [32B]</b> 									
1.6	55/75	01/85->03/88	SOL	BS-5069		DRUM	BS-5416	engine DT/JU; ->12/85; MT	
1.6	53/72	01/85->03/88	SOL	BS-5069	08/86->	DRUM	BS-5416	MT	
1.6	51/69	08/87->03/88	SOL	BS-5069					
1.6 TD	51/70	01/85->03/88	SOL	BS-5069		DRUM	BS-5416	MD Passat; MD Santana; MT	
1.8	66/90	01/85->03/88	SOL	BS-5069		DRUM	BS-5416	MD 327/328	
1.8	64/87	05/86->03/88	SOL	BS-5069		DRUM	BS-5416		
2.2	85/115	01/85->03/88	VEN	BS-5070					
<b>PASSAT Variant [32B]</b> 									
1.3	40/55	08/80->07/83	SOL	BS-5069	->07/81				
1.3	44/60	08/80->07/86	SOL	BS-5069	->07/84				
1.3	44/60	08/80->07/86	SOL	BS-5069	08/83->				
1.6	63/85	01/81->02/83	SOL	BS-5069					
1.6	53/72	02/86->03/88	SOL	BS-5069	08/86->				
1.6	55/75	08/80->03/88	SOL	BS-5069	->07/81				
1.6	55/75	08/80->03/88	SOL	BS-5069	08/83->				
1.6	51/70	08/87->03/88	SOL	BS-5069					
1.6 D	40/54	08/80->03/88	SOL	BS-5069	->07/84				









	kW/HP		Type			Type		
1.6 TD	51/70	04/82->03/88	SOL	BS-5069				
1.8	66/90	01/83->03/88	SOL	BS-5069	08/83->			
1.8	64/87	05/86->03/88	SOL	BS-5069				
1.8	82/112	12/83->03/88	VEN	BS-5070				
1.8 Syncro	66/90	01/86->03/88	VEN	BS-5088		SOL	BS-5087	
1.9	85/115	01/81->07/83	VEN	BS-5070				
2.0	85/115	08/83->03/88	VEN	BS-5070				
2.0 Syncro	85/116	05/84->03/88	VEN	BS-5088		SOL	BS-5087	
2.2	100/136	01/85->03/88	VEN	BS-5088		SOL	BS-5087	
2.2	85/115	08/85->03/88	VEN	BS-5070				
2.2 Syncro	88/120	08/85->03/88	VEN	BS-5088		SOL	BS-5087	







### PASSAT Variant [33]

1.3	40/55	05/73->07/80	SOL	BS-5068	02/78->; ->07/79			
			SOL	BS-5069	08/79->			
1.3	40/55	05/73->01/78	SOL	BS-5068				
1.3	44/60	10/73->01/78	SOL	BS-5068				
1.5	55/75	10/73->08/75	SOL	BS-5069				
1.5	63/86	10/73->12/75	SOL	BS-5069				
1.5 D	37/50	02/77->07/80	SOL	BS-5068	08/77->			
1.6	55/75	02/76->07/80	SOL	BS-5069	08/77->			
1.6	63/85	08/75->07/80	SOL	BS-5069	08/77->			
1.6 D	40/54	02/79->07/80	SOL	BS-5069				
1.6 i	81/110	06/78->07/80	VEN	BS-5070				








### PASSAT Variant [365]








1.4 TSI	90/122	08/10->12/14	VEN	BS-5016	PR 1ZM; PR 1ZG	SOL	BS-5398	PR 1KW
1.4 TSI	118/160	11/12->12/14	VEN	BS-5016	PR 1ZM/1ZG	SOL	BS-5398	PR 1KW
1.4 TSI EcoFuel	110/150	08/10->12/14	VEN	BS-5016	PR 1ZM; PR 1ZG	SOL	BS-5398	PR 1KW
1.4 TSI MultiFuel	118/160	11/10->12/14	VEN	BS-5016	PR 1ZM; PR 1ZG	SOL	BS-5398	PR 1KW
1.6 TDI	77/105	08/10->12/14	VEN	BS-5016	PR 1ZM; PR 1ZG	SOL	BS-5398	PR 1KW
1.8 TSI	112/152	02/11->12/14	VEN	BS-5016	PR 1ZM; PR 1ZG	SOL	BS-5398	PR 1KW
1.8 TSI	118/160	08/10->12/14	VEN	BS-5016	PR 1ZM; PR 1ZG	SOL	BS-5398	PR 1KW
2.0 TDI	103/140	08/10->12/14	VEN	BS-5016	PR 1ZM; PR 1ZG	SOL	BS-5398	PR 1KW
2.0 TDI	125/170	08/10->12/14	VEN	BS-5016	PR 1ZM; PR 1ZG	SOL	BS-5398	PR 1KW
2.0 TDI	100/136	08/10->12/14	VEN	BS-5016	PR 1ZM; PR 1ZG	SOL	BS-5398	PR 1KW
2.0 TDI	130/177	12/12->12/14	VEN	BS-5016	PR 1ZM; PR 1ZG	SOL	BS-5398	PR 1KW
2.0 TDI 4motion	130/177	01/13->12/14	VEN	BS-5016	PR 1ZM; PR 1ZG	SOL	BS-5398	PR 1KW
2.0 TDI 4motion	103/140	08/10->12/14	VEN	BS-5016	PR 1ZM; PR 1ZG	SOL	BS-5398	PR 1KW
2.0 TDI 4motion	125/170	08/10->01/13	VEN	BS-5016	PR 1ZM; PR 1ZG	SOL	BS-5398	PR 1KW









	kW/HP		Type			Type			
2.0 TSI	155/210	11/10->12/14	VEN	BS-5016	PR 1ZM; PR 1ZG	SOL	BS-5398	PR 1KW	
3.6 FSI 4motion	220/300	01/11->12/14	VEN	BS-5016	PR 1ZM; PR 1ZG	SOL	BS-5398	PR 1KW	
<b>PASSAT Variant [3A5, 35]</b> 									
1.6	53/72	04/88->09/91	SOL	BS-5089	07/89->; + ABS	DRUM	BS-5066	07/89->; + ABS	
1.6	55/75	04/88->12/88	SOL	BS-5089	+ ABS	DRUM	BS-5066	+ ABS	
1.6	74/101	07/94->12/95	SOL	BS-5089		SOL	BS-5087	08/95->; ch.3AT000001->	
1.6 TD	59/80	08/88->09/93	SOL	BS-5089		DRUM	BS-5066	07/89->	
1.8	66/90	02/88->05/97	SOL	BS-5089	->09/93	SOL	BS-5087	+ ABS; ->09/93	
						DRUM	BS-5066	- ABS; ->09/93	
1.8	79/107	04/88->07/90	VEN	BS-5088		SOL	BS-5087		
			SOL	BS-5089		DRUM	BS-5066		
1.8	82/112	04/88->07/92	VEN	BS-5088		SOL	BS-5087	->07/90	
1.8	55/75	08/90->05/97	SOL	BS-5089		SOL	BS-5087	08/95->; ch.3AT000001->	
						DRUM	BS-5066	->07/95; - ABS	
1.8 16V	100/136	04/88->12/89	VEN	BS-5088		SOL	BS-5087		
1.8 G60 Syncro	118/160	08/88->05/97				SOL	BS-5087		
1.9 D	50/68	05/89->10/93	SOL	BS-5089		DRUM	BS-5066		
1.9 TD	55/75	03/91->05/97	VEN	BS-5088	08/95->	SOL	BS-5087	08/95->; ch.3AT000001->	
			SOL	BS-5089	->07/95	DRUM	BS-5066		
1.9 TDI	66/90	10/93->05/97	VEN	BS-5088	08/95->	SOL	BS-5087	08/95->; ch.3AT000001->	
			SOL	BS-5089	->07/95	DRUM	BS-5066	->07/95	
2.0	85/115	02/90->05/97	VEN	BS-5088		SOL	BS-5087		
2.0	79/107	03/95->08/96	VEN	BS-5088		SOL	BS-5087		
						DRUM	BS-5066	->07/95; ->ch.3AS300000	
2.0 16V	110/150	01/94->05/97				SOL	BS-5087	08/95->; ch.3AT000001->	
						DRUM	BS-5066	->07/95; ->ch.3AS300000	
2.0 16V	100/136	08/88->09/93	VEN	BS-5088		SOL	BS-5087		
2.0 Syncro	85/115	10/90->05/97	VEN	BS-5088		SOL	BS-5087		
<b>PASSAT Variant [3B5]</b> 									
1.6	74/101	06/97->11/00	VEN	BS-5083	08/98->; PR 1LB/1ZC	SOL	BS-5080		
			VEN	BS-5195	PR 1LZ/1ZJ				
			VEN	BS-5257	->07/98; ->ch.3BX124107; PR 1LB/1ZC				
			VEN	BS-5360	05/99->; ch.3BY000001->; PR 1LB/1ZC				
1.8	92/125	06/97->11/00	VEN	BS-5083	08/98->; ch.3BX124108->; ->ch.3BY000000; PR 1LB/1ZC	SOL	BS-5080		
			VEN	BS-5195	PR 1LZ/1ZJ				
			VEN	BS-5257	->ch.3BX124107; ->07/98; PR 1LB/1ZC				








	kw/HP		Type			Type		
1.8	85/115	06/97->11/00	VEN	BS-5083	08/98->; ch.3BX124108->; PR 1LB/1ZC	SOL	BS-5080	
			VEN	BS-5195	PR 1LZ/1ZJ			
			VEN	BS-5257	->07/98; ->ch.3BX124107; PR 1LB/1ZC			
			VEN	BS-5360	05/99->; ch.3BY000001->; PR 1LB/1ZC			
1.8 Syncro/4motion	92/125	06/97->11/00	VEN	BS-5083	ch.3BX124108->; PR 1LB; PR 1ZC; PR 1LE			
			VEN	BS-5195	PR 1LZ; PR 1ZJ			
1.8 T	110/150	06/97->11/00	VEN	BS-5083	07/98->; ch.3BX124108->; PR 1LB; PR 1ZC; PR 1LE	SOL	BS-5080	PR 1KD/1KF
			VEN	BS-5195	PR 1LZ/1ZJ			
			VEN	BS-5257	->06/98; PR 1LB/1ZC; ->ch.3BX124107			
			VEN	BS-5279	PR 1LT			
1.9 TDI	74/101	02/00->11/00	VEN	BS-5360	05/99->; ch.3BY000001->; PR 1LB/1ZC/1LE	SOL	BS-5080	PR 1KD; PR 1KF
			VEN	BS-5083	PR 1LB; PR 1LE; PR 1ZC			
			VEN	BS-5195	PR 1LZ; PR 1ZJ			
1.9 TDI	66/90	06/97->11/00	VEN	BS-5360	PR 1LB; PR 1LE; PR 1ZC	SOL	BS-5080	
			VEN	BS-5083	08/98->; ch.3BX124108->; PR 1LB/1ZC			
			VEN	BS-5195	PR 1LZ/1ZJ			
			VEN	BS-5257	->07/98; ->ch.3BX124107; PR 1LB/1ZC			
1.9 TDI	81/110	06/97->11/00	VEN	BS-5360	05/99->; ch.3BY000001->; PR 1LB/1LE/1ZC	SOL	BS-5080	
			VEN	BS-5083	08/98->; PR 1ZC; PR 1LE; PR 1LB; ch.3BX124108->			
			VEN	BS-5257	->07/98; PR 1LB; ->ch.3BX124107			
1.9 TDI	85/115	08/98->11/00	VEN	BS-5360	05/99->; ch.3BY000001->; PR 1LB/1ZC	SOL	BS-5080	
			VEN	BS-5083	ch.3BY000001->; PR 1LB; PR 1LE; PR 1ZC			
			VEN	BS-5195	PR 1LZ; PR 1ZJ			
1.9 TDI 4motion	85/115	08/99->11/00	VEN	BS-5257	->ch.3BX600000; PR 1LB; PR 1ZC			
			VEN	BS-5083	09/98->			
1.9 TDI Syncro/4motion	81/110	06/97->11/00	VEN	BS-5195	PR 1LZ; PR 1ZJ	SOL	BS-5080	
			VEN	BS-5257	->08/98; PR 1LB; PR 1ZC			
2.0	88/120	04/00->11/00	VEN	BS-5083	PR 1LB; PR 1LE; PR 1ZC	SOL	BS-5080	
			VEN	BS-5360	PR 1LB/1LE/1ZC			
2.0 4motion	88/120	04/00->11/00	VEN	BS-5083	PR 1LB; PR 1LE; PR 1ZC	SOL	BS-5080	
			VEN	BS-5360	PR 1LB/1LE/1ZC			
2.3 VR5	110/150	06/97->11/00	VEN	BS-5083	08/98->; ch.3BX124108->; PR 1LB; PR 1ZC	SOL	BS-5080	
			VEN	BS-5195	PR 1LZ; PR 1ZJ			
			VEN	BS-5257	->07/98; ->ch.3BX124107; PR 1LB; PR 1ZC			
			VEN	BS-5360	05/99->; ch.3BY000001->; PR 1LB; PR 1ZC			










	kW/HP		Type			Type			
2.3 VR5 Syncro/4motion	110/150	10/97->11/00	VEN	BS-5083	09/98-> ->04/99; ch.3BX124108-> ->ch.3BY000000; PR 1LB; PR 1ZC; 05/99-> ; ch.3BY000001->				
			VEN	BS-5257	->07/98; ->ch.3BX124107; PR 1LB; PR 1ZC				
			VEN	BS-5360	05/99-> ; ch.3BY000001-> ; PR 1LB; PR 1ZC				
2.5 TDI	110/150	07/98->11/00	VEN	BS-5083	->04/99; ->ch.3BX600000; PR 1LB				
			VEN	BS-5195	PR 1LZ; PR 1ZJ	SOL	BS-5080	PR 1KD; PR 1KF	
			VEN	BS-5279	PR 1LT				
2.5 TDI Syncro/4motion	110/150	12/98->11/00	VEN	BS-5360	05/99-> ; ch.3BY000001-> ; PR 1LB; PR 1ZC; PR 1LE				
			VEN	BS-5083					
			VEN	BS-5257					
2.8 V6	142/193	06/97->11/00	VEN	BS-5083	01/99->	SOL	BS-5080	01/99-> ; PR 1KD; PR 1KF; Ø wheel 16" in	
			VEN	BS-5279	09/00-> ; Ø wheel 16" in				
2.8 V6	132/180	09/97->09/99	VEN	BS-5083	PR 1LB; PR 1LE; PR 1ZC	SOL	BS-5080		
			VEN	BS-5360	PR 1LB; PR 1LE; PR 1ZC				
2.8 V6	140/190	09/99->11/00	VEN	BS-5279	09/00-> ; Ø wheel 16" in	SOL	BS-5080	09/00-> ; Ø wheel 16" in	
			VEN	BS-5083	->04/99; PR 1LB; PR 1LE; PR 1ZC				
2.8 V6 Syncro/4motion	142/193	06/97->11/00	VEN	BS-5279	PR 1LT	SOL	BS-5080	->12/99	
			VEN	BS-5360	05/99-> ; PR 1LB; PR 1LE; PR 1ZC				
<b>PASSAT Variant [3B6] </b>									
1.6	75/102	11/00->05/05	VEN	BS-5083	PR 1LZ; PR 1ZJ; PR 1ZC				
			VEN	BS-5195	PR 1LZ; PR 1ZJ	SOL	BS-5080	PR 1KD; PR 1KF	
			VEN	BS-5360	PR 1LZ; PR 1ZJ; PR 1ZC				
1.8 T 20V	110/150	11/00->05/05	VEN	BS-5083	ch.3BX124108-> ; PR 1LB; PR 1ZC; PR 1LE				
			VEN	BS-5195	PR 1LZ/1ZJ				
			VEN	BS-5257	->ch.3BX124107; PR 1LB/1ZC	SOL	BS-5080	PR 1KD/1KF	
1.9 TDI	74/101	11/00->05/05	VEN	BS-5279	PR 1LT				
			VEN	BS-5360	ch.3BY000001-> ; PR 1LB/1ZC/1LE				
			VEN	BS-5083	PR 1LB; PR 1ZC; PR 1LE	SOL	BS-5080	PR 1KD/1KF	
1.9 TDI	96/130	11/00->05/05	VEN	BS-5195	PR 1LZ/1ZJ	SOL	BS-5080	PR 1KD/1KF	
			VEN	BS-5360	PR 1LB/1ZC/1LE				
1.9 TDI 4motion	96/130	11/00->05/05	VEN	BS-5083	PR 1LB; PR 1ZC; PR 1LE	SOL	BS-5080	PR 1KD/1KF	
			VEN	BS-5360	PR 1LB/1ZC/1LE				
			VEN	BS-5083	PR 1LE/1ZC				
2.0	85/115	11/00->05/05	VEN	BS-5279	PR 1LT	SOL	BS-5080	PR 1KD; PR 1KF	
			VEN	BS-5360	06/03-> ; PR 1LE/1ZC				
			VEN	BS-5083	PR 1LE/1ZC				
2.0	85/115	11/00->05/05	VEN	BS-5279	PR 1LT	SOL	BS-5080	PR 1KD; PR 1KF	
			VEN	BS-5360	06/03-> ; PR 1ZC/1LE				








	kw/HP		Type			Type			
2.0	96/130	11/01->05/05	VEN	BS-5083	Ø wheel 15` in				
			VEN	BS-5279	Ø wheel 16` in	SOL	BS-5080	PR 1KD; PR 1KF	
			VEN	BS-5360					
2.0 4motion	85/115	11/00->05/05	VEN	BS-5083	PR 1LE; PR 1ZC				
			VEN	BS-5360	PR 1LE; PR 1ZC				
2.0 TDI	100/136	12/03->05/05	VEN	BS-5083	PR 1LE; PR 1ZC				
			VEN	BS-5279	PR 1LT	SOL	BS-5080	PR 1KD/1KF	
			VEN	BS-5360	PR 1LE/1ZC				
2.3 VR5	125/170	11/00->05/05	VEN	BS-5279	Ø wheel 16` in	SOL	BS-5080	PR 1KD; PR 1KF	
2.3 VR5 4motion	125/170	11/00->05/05	VEN	BS-5083	PR 1LE; PR 1ZC				
			VEN	BS-5279	PR 1LT				
			VEN	BS-5360	PR 1LE; PR 1ZC				
2.5 TDI	120/163	05/03->05/05	VEN	BS-5083	PR 1LB; PR 1ZC; PR 1LE				
			VEN	BS-5279	PR 1LT	SOL	BS-5080	PR 1KD; PR 1KF	
			VEN	BS-5360	PR 1LB; PR 1ZC; PR 1LE; ch.3BY000001->				
2.5 TDI	110/150	11/00->05/05	VEN	BS-5195	PR 1LZ; PR 1ZJ				
			VEN	BS-5279	PR 1LT	SOL	BS-5080	PR 1KD; PR 1KF	
			VEN	BS-5360	ch.3BY000001->; PR 1LB; PR 1ZC; PR 1LE				
2.5 TDI 4motion	132/180	01/03->05/05	VEN	BS-5083	PR 1LE; PR 1ZC				
			VEN	BS-5257	PR 1LB				
			VEN	BS-5279	PR 1LT				
2.5 TDI 4motion	110/150	11/00->05/05	VEN	BS-5083	PR 1LE; PR 1ZC				
			VEN	BS-5257	PR 1LB				
			VEN	BS-5279	PR 1LT				
2.8 4motion	142/193	11/00->05/05	VEN	BS-5083	PR 1LB; PR 1LE; PR 1ZC				
			VEN	BS-5279	PR 1LT				
			VEN	BS-5360	PR 1LB; PR 1LE; PR 1ZC				
<b>PASSAT Variant [3C5]</b> 									
1.4 TSI	90/122	05/07->11/10	VEN	BS-5016	PR 1LH; PR 1ZG	SOL	BS-5398	PR 1KU	
1.4 TSI EcoFuel	110/150	01/09->11/10	VEN	BS-5016	PR 1LJ; PR 1LH; PR 1ZM	SOL	BS-5398	PR 1KU; PR 1KW	
1.6	75/102	08/05->11/10	VEN	BS-5016		SOL	BS-5398		
1.6 FSI	85/115	08/05->06/08	VEN	BS-5016		SOL	BS-5398		
1.6 TDI	77/105	08/09->11/10	VEN	BS-5016	PR 1LJ; PR 1LH; PR 1ZM	SOL	BS-5398	PR 1KU; PR 1KW	
1.8 TSI	118/160	05/07->10/11	VEN	BS-5016		SOL	BS-5398		
1.8 TSI	112/152	11/09->11/10	VEN	BS-5016	PR 1LH/1ZM	SOL	BS-5398	PR 1KU/1KW	
1.9 TDI	77/105	08/05->11/08	VEN	BS-5016	PR 1LH; PR 1ZG; PR 1LJ; PR 1ZM	SOL	BS-5398	PR 1KU; PR 1KW	
2.0 BlueTDI	105/143	01/09->11/10	VEN	BS-5016	PR 1LH; PR 1ZG; PR 1LJ; PR 1ZM	SOL	BS-5398	PR 1KU; PR 1KW	
2.0 FSI	110/150	08/05->11/10	VEN	BS-5016	PR 1LH; PR 1ZG; PR 1LJ; PR 1ZM	SOL	BS-5398	PR 1KU; PR 1KW	

	kw/HP		Type			Type			
2.0 FSI	147/200	08/05->11/10	VEN	BS-5016	PR 1LH; PR 1ZG; PR 1LJ; PR 1ZM; Ø wheel 16" in	SOL	BS-5398	PR 1KU; PR 1KW; Ø wheel 16" in	
2.0 FSI 4motion	110/150	09/05->11/10	VEN	BS-5016	PR 1LJ; PR 1LH; PR 1ZM	SOL	BS-5398	PR 1KU; PR 1KW	
2.0 TDI	90/122	08/05->02/06	VEN	BS-5016		SOL	BS-5398		
						SOL	BS-5080		
2.0 TDI	100/136	08/05->11/10	VEN	BS-5016		SOL	BS-5398		
						SOL	BS-5419		
2.0 TDI	125/170	08/05->11/10	VEN	BS-5016	Ø wheel 16" in; PR 1LH; PR 1ZG; PR 1LJ; PR 1ZM	SOL	BS-5398	Ø wheel 16" in; PR 1KU; PR 1KW	
2.0 TDI	103/140	08/05->05/09	VEN	BS-5016	PR 1LJ; PR 1LH; PR 1ZG	SOL	BS-5398	PR 1KU; PR 1KW	
2.0 TDI	88/120	11/05->05/07	VEN	BS-5016	PR 1LJ/1LH/1ZM	SOL	BS-5398	PR 1KU/1KW	
2.0 TDI	81/110	11/08->11/10	VEN	BS-5016	PR 1LH; PR 1ZG; PR 1LJ; PR 1ZM	SOL	BS-5398	PR 1KU; PR 1KW	
2.0 TDI 16V	103/140	08/05->11/10	VEN	BS-5016	PR 1LJ/1LH/1ZM	SOL	BS-5398	PR 1KU/1KW	
2.0 TDI 16V 4motion	103/140	08/05->11/10	VEN	BS-5016	PR 1LH; PR 1ZG; PR 1LJ; PR 1ZM	SOL	BS-5398	PR 1KU; PR 1KW	
2.0 TDI 4motion	125/170	05/09->11/10	VEN	BS-5016	PR 1LH; PR 1ZM	SOL	BS-5398	PR 1KU; PR 1KW	
2.0 TDI 4motion	103/140	08/05->05/09	VEN	BS-5016	PR 1LH; PR 1ZG; PR 1LJ; PR 1ZM	SOL	BS-5398	PR 1KU; PR 1KW	
<b>PASSAT Variant (3G5)</b> 									
1.4 GTE Hybrid	115/156	06/15->	VEN	BS-5016	PR 1ZA; PR 1ZD				
1.4 TSI	110/150	11/14->	VEN	BS-5016	PR 1ZA; PR 1ZD				
1.4 TSI	92/125	11/14->	VEN	BS-5016	PR 1ZA; PR 1ZD				
1.4 TSI 4motion	110/150	02/15->	VEN	BS-5016	PR 1ZA; PR 1ZD				
1.6 TDI	88/120	08/14->	VEN	BS-5016	PR 1ZA; PR 1ZD				
1.8 TSI	132/180	02/15->	VEN	BS-5016	PR 1ZA; PR 1ZD				
2.0 TDI	110/150	11/14->	VEN	BS-5016	PR 1ZA; PR 1ZD				
2.0 TDI	140/190	11/14->	VEN	BS-5016	PR 1ZA; PR 1ZD				
2.0 TDI 4motion	110/150	02/15->	VEN	BS-5016	PR 1ZA; PR 1ZD				
2.0 TDI 4motion	176/240	08/14->	VEN	BS-5016	PR 1ZA; PR 1ZD				
2.0 TDI 4motion	140/190	11/14->	VEN	BS-5016	PR 1ZA; PR 1ZD				
2.0 TSI	162/220	02/15->	VEN	BS-5016	PR 1ZA; PR 1ZD				
2.0 TSI 4motion	206/280	05/15->	VEN	BS-5016	PR 1ZA; PR 1ZD; PR 1ZC; PR 1ZG				
<b>POLO (6N1)</b> 									
						DRUM	BS-5102	05/98->	
1.7 SDI	42/57	04/97->10/99	VEN	BS-5127	PR 1LB; PR 1ZC; PR 1ZN; PR LM	DRUM	BS-5416		
						DRUM	BS-5427	->04/98; + ABS	
						SOL	BS-5087	+ ABS	
100 1.4 16V	74/100	04/96->10/99	VEN	BS-5088	+ ABS	DRUM	BS-5416	- ABS	
						DRUM	BS-5427	+ ABS	
120 1.6 16V GTI	88/120	09/98->10/99				SOL	BS-5087	+ ABS	
45 1.0	33/45	10/94->09/96	VEN	BS-5127	01/95->; ch.6NSY087411->	DRUM	BS-5416		
						SOL	BS-5810	->12/94; ->ch.6NSY087410	

	kw/HP		Type			Type		
						DRUM	BS-5102	
50 1.0	37/50	09/96->10/99	VEN	BS-5127	PR 1LB/1ZC/1ZN/1LM	DRUM	BS-5416	- ABS
						DRUM	BS-5427	+ ABS
55 1.3	40/55	10/94->07/95	VEN	BS-5127	02/95->	DRUM	BS-5416	- ABS
			SOL	BS-5810	->01/95	DRUM	BS-5427	+ ABS
55 1.4	40/55	08/95->10/99	VEN	BS-5127		DRUM	BS-5416	- ABS
						DRUM	BS-5427	+ ABS
60 1.4	44/60	07/95->10/99	VEN	BS-5127	PR 1LB/1ZC/1ZN/1LM	DRUM	BS-5102	
						DRUM	BS-5416	- ABS
						DRUM	BS-5427	+ ABS
60 1.7 SDI	44/60	08/97->10/99	VEN	BS-5127		DRUM	BS-5102	05/98->
						DRUM	BS-5416	->04/98
						DRUM	BS-5427	->04/98; + ABS
64 1.9 D	47/64	10/94->10/99	VEN	BS-5127	01/95->; ch.6NSY087411->; PR 1LB; PR 1ZC; PR 1ZN; PR 1LM	DRUM	BS-5102	09/99->
			SOL	BS-5810	->01/95	DRUM	BS-5416	- ABS; ->08/99
						DRUM	BS-5427	+ ABS; ->08/99
64 1.9 SDI	47/64	07/96->10/99	VEN	BS-5127	ch.6NSY087411->; PR 1LB; PR 1ZC; PR 1ZN; PR 1LM	DRUM	BS-5102	09/99->
						DRUM	BS-5416	->12/98
						DRUM	BS-5427	01/99->; ->08/99
75 1.6	55/75	10/94->10/99	VEN	BS-5127	01/95->; ch.6NSY087411->	DRUM	BS-5416	- ABS
			SOL	BS-5810	->12/94; ->ch.6NSY087410	DRUM	BS-5427	+ ABS
<b>POLO [6N2] </b>								
1.0	37/50	10/99->09/01	VEN	BS-5127		DRUM	BS-5102	01/00->
						DRUM	BS-5416	- ABS; ->12/99
						DRUM	BS-5427	+ ABS; ->12/99
1.4	44/60	10/99->09/01	VEN	BS-5127	PR 1LB/1ZC/1ZN/1LM	DRUM	BS-5102	01/00->
						DRUM	BS-5416	->12/99; - ABS
						DRUM	BS-5427	->12/99; + ABS
1.4	40/54	10/99->09/01	VEN	BS-5127		DRUM	BS-5102	01/00->
						DRUM	BS-5416	->12/99; - ABS
						DRUM	BS-5427	->12/99; + ABS
1.4 16V	55/75	10/99->09/01	VEN	BS-5088	PR 1ZK; PR 1ZE; PR 1LW; PR 1LX	DRUM	BS-5102	->12/99
			VEN	BS-5127				
1.4 16V	74/101	10/99->09/01	VEN	BS-5088		DRUM	BS-5102	
						DRUM	BS-5416	->12/99; - ABS
						DRUM	BS-5427	->12/99; + ABS
1.4 TDI	55/75	10/99->09/01	VEN	BS-5088	PR 1ZK; PR 1ZE; PR 1ZJ	DRUM	BS-5102	PR 1KH; PR 1KM
1.6 16V GTI	92/125	10/99->09/01	VEN	BS-5088	PR 1ZK; PR 1ZE; PR 1ZJ			

	kW/HP		Type			Type			
1.7 SDI	44/60	10/99->09/01	VEN	BS-5127		DRUM	BS-5416	- ABS	
						DRUM	BS-5427	+ ABS	
1.9 D	47/64	10/99->09/01	VEN	BS-5031		DRUM	BS-5102	01/00->	
				BS-5127	ch.6NSY087411->; PR 1LB; PR 1ZC; PR 1ZN; PR 1LM	DRUM	BS-5416	- ABS; ->12/99	
				BS-5810		DRUM	BS-5427	+ ABS; ->12/99	
1.9 SDI	47/64	10/99->09/01	VEN	BS-5127	ch.6NSY087411->; PR 1LB; PR 1ZC; PR 1ZN; PR 1LM	DRUM	BS-5416	->12/99; - ABS	
						DRUM	BS-5427	->12/99; + ABS	
<b>POLO (6R, 6C) </b>									
1.0	44/60	01/14->	VEN	BS-5030	PR 1ZC/1LN	SOL	BS-5032	PR 1KT/1KK/2EJ	
			VEN	BS-5031	PR 1ZG/1LR/1ZJ	DRUM	BS-5029	PR 1KM	
1.0	55/75	01/14->	VEN	BS-5030	PR 1ZC/1LN	SOL	BS-5032	PR 1KT/1KK/2EJ	
			VEN	BS-5031	PR 1ZG/1LR/1ZJ	DRUM	BS-5029	PR 1KM	
1.0 TSI	70/95	11/14->	VEN	BS-5030	PR 1ZC; PR 1LN	SOL	BS-5032	PR 1KT; PR 1KK; PR 2EJ; PR 1KV	
			VEN	BS-5031	PR 1ZG; PR 1LR; PR 1ZJ	DRUM	BS-5029	PR 1KM	
1.0 TSI	81/110	11/14->	VEN	BS-5030	PR 1ZC; PR 1LN	SOL	BS-5032	PR 1KT; PR 1KK; PR 2EJ; PR 1KV	
			VEN	BS-5031	PR 1ZG; PR 1LR; PR 1ZJ	DRUM	BS-5029	PR 1KM	
1.2	44/60	06/09->	VEN	BS-5030	PR 1ZC; PR 1LN	SOL	BS-5032	PR 1KK/1KT/2EJ	
			VEN	BS-5031	PR 1LR; PR 1ZG; PR 1ZJ	DRUM	BS-5029	- ABS; PR 1KM	
1.2	51/70	06/09->	VEN	BS-5030	PR 1ZC	SOL	BS-5032	+ ABS; PR 1KK; PR 1KT; PR 2EJ	
			VEN	BS-5031	PR 1LR; PR 1ZG; PR 1ZJ	DRUM	BS-5029	- ABS; PR 1KM	
1.2 TDI	55/75	10/09->	VEN	BS-5030	PR 1ZC; PR 1LN	SOL	BS-5032	PR 1KK/1KT/2EJ	
			VEN	BS-5031	PR 1LR; PR 1ZG; PR 1ZJ	DRUM	BS-5029	PR 1KM	
1.2 TSI	81/110	01/14->	VEN	BS-5030	PR 1ZC/1LN	SOL	BS-5032	PR 1KT/1KK/2EJ	
			VEN	BS-5031	PR 1ZG/1LR/1ZJ	DRUM	BS-5029	PR 1KM	
1.2 TSI	66/90	05/11->05/14	VEN	BS-5030	PR 1ZC; PR 1LN	SOL	BS-5032	PR 1KK; PR 1KT; PR 2EJ	
			VEN	BS-5031	PR 1LR; PR 1ZG; PR 1ZJ	DRUM	BS-5029	PR 1KM	
1.2 TSI	77/105	11/09->	VEN	BS-5030	PR 1ZC	SOL	BS-5032	+ ABS; PR 1KK; PR 1KT; PR 2EJ	
			VEN	BS-5031	PR 1LR; PR 1ZG; PR 1ZJ				
1.2 TSI 16V	66/90	02/14->	VEN	BS-5030	PR 1ZC/1LN	SOL	BS-5032	PR 1KT/1KK/2EJ	
			VEN	BS-5031	PR 1ZG/1LR/1ZJ	DRUM	BS-5029	PR 1KM	
1.4	63/85	06/09->	VEN	BS-5030	PR 1ZC	SOL	BS-5032	+ ABS; PR 1KK; PR 1KT; PR 2EJ	
			VEN	BS-5031	PR 1LR; PR 1ZG; PR 1ZJ	DRUM	BS-5029	- ABS; PR 1KM	
1.4 BiFuel	60/82	03/10->01/11	VEN	BS-5030	PR 1ZN; PR 1LN	SOL	BS-5032	PR 1KK; PR 1KT; PR 2EJ	
			VEN	BS-5031	PR 1LR; PR 1ZG; PR 1ZJ	DRUM	BS-5029	PR 1KM	
1.4 GTI	132/180	05/10->	VEN	BS-5030	PR 1ZD	SOL	BS-5032	PR 1KV	
1.4 TDI	66/90	02/14->	VEN	BS-5030	PR 1ZC/1LN	SOL	BS-5032	PR 1KT/1KK/2EJ	
			VEN	BS-5031	PR 1ZG/1LR/1ZJ	DRUM	BS-5029	PR 1KM	

	kw/HP		Type			Type		
1.4 TDI	55/75	03/14->	VEN	BS-5030	PR 1ZC/1LN	SOL	BS-5032	PR 1KT/1KK/2EJ
			VEN	BS-5031	PR 1ZG/1LR/1ZJ	DRUM	BS-5029	PR 1KM
1.4 TDI	77/105	05/14->	VEN	BS-5030	PR 1ZC; PR 1LN	SOL	BS-5032	PR 1KT; PR 1KK; PR 2EJ; PR 1KV
			VEN	BS-5031	PR 1ZG; PR 1LR; PR 1ZJ	DRUM	BS-5029	PR 1KM
1.4 TSI	110/150	05/14->	VEN	BS-5030	PR 1ZC/1LN	SOL	BS-5032	PR 1KT/1KK/2EJ
			VEN	BS-5031	PR 1ZG/1LR/1ZJ	DRUM	BS-5029	PR 1KM
1.4 TSI	103/140	10/12->	VEN	BS-5030	PR 1ZC/1LN	SOL	BS-5032	PR 1KK/1KT/2EJ
			VEN	BS-5031	PR 1LR/1ZG/1ZJ	DRUM	BS-5029	PR 1KM
1.6	77/105	01/10->	VEN	BS-5030	PR 1ZC; PR 1ZD; PR 1LN	SOL	BS-5032	PR 1KK; PR 1KT; PR 1KV; PR 2EJ
			VEN	BS-5031	PR 1ZG; PR 1LR; PR 1ZJ	DRUM	BS-5029	PR 1KM
1.6	81/110	07/14->	VEN	BS-5030	PR 1ZC; PR 1LN	SOL	BS-5032	PR 1KT; PR 1KK; PR 2EJ; PR 1KV
			VEN	BS-5031	PR 1ZG; PR 1LR; PR 1ZJ	DRUM	BS-5029	PR 1KM
1.6 BiFuel	60/82	01/11->	VEN	BS-5030	PR 1ZC; PR 1LN	SOL	BS-5032	PR 1KK/1KT/2EJ
			VEN	BS-5031	PR 1LR/1ZG; PR 1ZJ	DRUM	BS-5029	PR 1KM
1.6 TDI	55/75	06/09->	VEN	BS-5030	PR 1ZC	SOL	BS-5032	+ ABS; PR 1KK; PR 1KT; PR 2EJ
			VEN	BS-5031	PR 1LR; PR 1ZG; PR 1ZJ	DRUM	BS-5029	- ABS; PR 1KM
1.6 TDI	66/90	06/09->	VEN	BS-5030	PR 1ZC	SOL	BS-5032	+ ABS; PR 1KK/1KT/2EJ
			VEN	BS-5031	PR 1LR/1ZG/1ZJ	DRUM	BS-5029	- ABS; PR 1KM
1.6 TDI	77/105	06/09->	VEN	BS-5030	PR 1ZC	SOL	BS-5032	+ ABS; PR 1KK/1KT/2EJ
			VEN	BS-5031	PR 1LR/1ZG/1ZJ	DRUM	BS-5029	- ABS; PR 1KM
1.8 GTI	141/192	11/14->	VEN	BS-5030	PR 1ZC; PR 1LN	SOL	BS-5032	PR 1KT/1KK/2EJ; PR 1KV
			VEN	BS-5031	PR 1ZG; PR 1LR; PR 1ZJ	DRUM	BS-5029	PR 1KM
1.8 GTI	136/185	11/14->	VEN	BS-5030	PR 1ZC; PR 1LN	SOL	BS-5032	PR 1KT; PR 1KK; PR 2EJ; PR 1KV
			VEN	BS-5031	PR 1ZG; PR 1LR; PR 1ZJ	DRUM	BS-5029	PR 1KM
2.0 R WRC	162/220	08/13->	VEN	BS-5030	PR 1ZC/1LN/1ZD	SOL	BS-5032	PR 1KV
<b>POLO [86] </b>								
0.9	29/40	09/75->09/81				DRUM	BS-5416	
1.1	37/50	03/75->09/81				DRUM	BS-5416	
1.1	44/60	03/75->09/81				DRUM	BS-5416	
1.3	44/60	12/76->09/81				DRUM	BS-5416	
<b>POLO [86C, 80] </b>								
0.9	29/39	10/81->12/81				DRUM	BS-5416	
1.0	33/45	08/85->01/92	SOL	BS-5068		DRUM	BS-5416	
1.0	29/40	10/81->10/86	SOL	BS-5068		DRUM	BS-5416	
1.0 CAT	33/45	08/89->09/94	SOL	BS-5068		DRUM	BS-5416	
1.1	37/50	10/81->09/89	SOL	BS-5068	->07/83	DRUM	BS-5416	->07/83
1.3	40/55	08/83->07/88	SOL	BS-5068		DRUM	BS-5416	
1.3	37/50	08/83->07/85	SOL	BS-5068	03/85->	DRUM	BS-5416	03/85->

	<b>kW/HP</b>		<b>Type</b>			<b>Type</b>		
1.3	55/75	09/82->09/89	SOL	BS-5068		DRUM	BS-5416	
1.3	44/60	10/81->07/83	SOL	BS-5068		DRUM	BS-5416	
1.3 CAT	40/55	07/87->09/94	SOL	BS-5068		DRUM	BS-5416	
1.3 CAT	55/75	10/89->03/91	SOL	BS-5068		DRUM	BS-5416	
1.3 D	33/45	08/86->07/90	SOL	BS-5068		DRUM	BS-5416	
1.4 D	35/48	10/90->09/94	SOL	BS-5068		DRUM	BS-5416	
<b>POLO (9N_) </b>								
1.2	40/54	01/02->05/07	VEN	BS-5031	PR 1LQ; PR 1ZF; PR 9U0; PR 1LR; PR 1ZG; PR 1ZJ	DRUM	BS-5029	PR 1KB
			VEN	BS-5337	PR 1LM; PR 1ZN; PR 9U0; PR 9U1			
1.2	44/60	05/07->11/09	VEN	BS-5031	PR 1LQ; PR 1ZF; PR 9U0; PR 1LR; PR 1ZG; PR 1ZJ	DRUM	BS-5029	PR 1KB
			VEN	BS-5337	PR 1LM; PR 1ZN; PR 9U0; PR 9U1			
1.2 12V	51/69	05/07->11/09	VEN	BS-5031	PR 1LQ; PR 1LR; PR 1ZF; PR 1ZG	SOL	BS-5032	
			VEN	BS-5337	PR 1LM; PR 1ZN	DRUM	BS-5029	PR 1KB
1.2 12V	47/64	10/01->07/07	VEN	BS-5031	PR 1LQ; PR 1LR; PR 1ZG; PR 1ZF	SOL	BS-5032	
						DRUM	BS-5029	PR 1KB
1.4 16V	59/80	05/06->11/09	VEN	BS-5031	PR 1LQ; PR 1LR; PR 1ZG; PR 1ZF	SOL	BS-5032	PR 1KD; PR 1KS
						DRUM	BS-5029	PR 1KB
1.4 16V	55/75	10/01->05/08	VEN	BS-5031	PR 1LQ; PR 1LR; PR 1ZG; PR 1ZF; MD 9N1; MD 9N3	SOL	BS-5032	PR 1KD; PR 1KS; MD 9N3
						DRUM	BS-5029	PR 1KB; MD 9N3
1.4 16V	74/101	10/01->05/08	VEN	BS-5031	PR 1ZF; PR 1ZG; PR 1LQ; PR 1LR	SOL	BS-5032	PR 1KD; PR 1KS
						DRUM	BS-5029	PR 1KB
1.4 FSI	63/86	02/02->07/06	VEN	BS-5031	PR 1ZF; PR 1ZG; PR 1LQ; PR 1LR	SOL	BS-5032	PR 1KD; PR 1KS
						DRUM	BS-5029	PR 1KB
1.4 TDI	59/80	04/05->11/09	VEN	BS-5031	PR 1LR; PR 1LQ; PR 1ZF; PR 1ZG	SOL	BS-5032	PR 1KD; PR 1KS
						DRUM	BS-5029	PR 1KB
1.4 TDI	51/70	04/05->11/09	VEN	BS-5031	PR 1LQ/1LR/1ZG/1ZF	SOL	BS-5032	PR 1KD; PR 1KS
						DRUM	BS-5029	PR 1KB
1.4 TDI	55/75	10/01->06/05	VEN	BS-5031	PR 1LQ; PR 1LR; PR 1ZF; PR 1ZG	SOL	BS-5032	PR 1KD; PR 1KS
						DRUM	BS-5029	PR 1KB
1.6 16V	77/105	05/06->11/09	VEN	BS-5031	PR 1LQ; PR 1LR; PR 1ZF; PR 1ZG	SOL	BS-5032	PR 1KD; PR 1KS
1.8 GTI	110/150	09/05->11/09	VEN	BS-5030	PR 1ZD	SOL	BS-5032	PR 1KV
1.8 GTi Cup Edition	132/180	05/06->11/09	VEN	BS-5030		SOL	BS-5032	PR 1KV
1.9 SDI	47/64	10/01->11/09	VEN	BS-5031	PR 1LQ; PR 1LR; PR 1ZG; PR 1ZF	DRUM	BS-5029	PR 1KB
1.9 TDI	74/101	10/01->11/09	VEN	BS-5030	PR 1LN; PR 1ZH; PR 1ZD	SOL	BS-5032	PR 1KD; PR 1KS
			VEN	BS-5031	PR 1LQ; PR 1LR; PR 1ZF; PR 1ZG	DRUM	BS-5029	PR 1KB
1.9 TDI	96/130	11/03->11/09	VEN	BS-5031	PR 1LQ; PR 1LR; PR 1ZF; PR 1ZG	SOL	BS-5032	PR 1KD; PR 1KS



kW/HP



Type



Type



## POLO Box [6NF]

1.0	33/45	10/94->12/99	VEN	BS-5127	02/95->	DRUM	BS-5416	- ABS
			SOL	BS-5810	->01/95	DRUM	BS-5427	+ ABS
1.4	44/60	05/98->12/99	SOL	BS-5068	PR 1LA	DRUM	BS-5102	09/99->
			SOL	BS-5069	PR 1LM	DRUM	BS-5416	- ABS; ->08/99
			VEN	BS-5070	PR 1LG; PR 1ZD	DRUM	BS-5427	+ ABS; ->08/99
1.7 SDI	44/60	08/97->12/99	VEN	BS-5127		DRUM	BS-5416	- ABS
						DRUM	BS-5427	+ ABS
1.9 D	47/64	10/94->12/99	SOL	BS-5068	PR 1LA	DRUM	BS-5416	- ABS
			SOL	BS-5069	PR 1LM			
			VEN	BS-5070	PR 1LG; PR 1ZD	DRUM	BS-5427	+ ABS; - ABS; 10/99->
1.9 SDI	47/64	07/96->12/99	SOL	BS-5068	PR 1LA	DRUM	BS-5416	->12/98
			SOL	BS-5069	PR 1LM			
			VEN	BS-5070	PR 1LG; PR 1ZD	DRUM	BS-5427	









## POLO Box [86CF]










1.0	33/45	08/92->07/94	SOL	BS-5068		DRUM	BS-5416	
1.3	40/54	08/92->07/94	SOL	BS-5068		DRUM	BS-5416	
1.4 D	35/48	08/92->07/94	SOL	BS-5068		DRUM	BS-5416	









## POLO CLASSIC [6KV2]







100 1.6	74/100	12/95->09/01	VEN	BS-5088	PR 1LY; PR 1ZL; PR 1ZE	SOL	BS-5087	->12/99
						DRUM	BS-5102	09/99->
						DRUM	BS-5416	->08/99; - ABS
						DRUM	BS-5427	->08/99; + ABS
110 1.9 TDI	81/110	06/98->01/02	SOL	BS-5068	PR 1LA			
			SOL	BS-5069	PR 1LM			
			VEN	BS-5070	PR 1LG; PR 1ZD			
			VEN	BS-5088	PR 1LY; PR 1ZL; PR 1ZE			
57 1.7 SDI	42/57	07/97->09/01	SOL	BS-5068	PR 1LA	SOL	BS-5087	
			SOL	BS-5069	PR 1LM	DRUM	BS-5416	12/97->; ->08/99
			VEN	BS-5070	PR 1LG; PR 1ZD	DRUM	BS-5427	12/97->; ->08/99; + ABS
60 1.4	44/60	12/95->09/01	SOL	BS-5068	PR 1LA			
			SOL	BS-5069	PR 1LM	DRUM	BS-5102	09/99->
						DRUM	BS-5416	->08/99
			VEN	BS-5070	PR 1LG; PR 1ZD	DRUM	BS-5427	->08/99; + ABS
64 1.9 SDI	47/64	12/95->08/99	SOL	BS-5068	05/96->; ->10/96	SOL	BS-5087	
			SOL	BS-5069	->04/96	DRUM	BS-5416	05/96->
			VEN	BS-5070	11/96->; + ABS	DRUM	BS-5427	+ ABS



	kw/HP		Type			Type			
68 1.9 SDI	50/68	08/99->01/02	SOL	BS-5068	PR 1LA				
			SOL	BS-5069	PR 1LM	DRUM	BS-5102		
			VEN	BS-5070	PR 1LG; PR 1ZD				
75 1.4 16V	55/75	10/99->09/01	VEN	BS-5070	PR 1LG; PR 1ZD	SOL	BS-5087		
						DRUM	BS-5102		
75 1.6	55/75	11/95->09/01	SOL	BS-5068	PR 1LA	DRUM	BS-5102	09/99->	
			SOL	BS-5069	PR 1LM	DRUM	BS-5416	->08/99	
			VEN	BS-5070	PR 1LG; PR 1ZD	DRUM	BS-5427	->12/98; + ABS	
75 1.6	55/75	11/95->09/97	SOL	BS-5068	PR 1LA	DRUM	BS-5416	05/96->	
			SOL	BS-5069	PR 1LM				
			VEN	BS-5070	PR 1LG; PR 1ZD	DRUM	BS-5427	+ ABS	
90 1.8	66/90	01/97->09/01	SOL	BS-5068	->ch.6K-W-518500; PR 1LA	SOL	BS-5087		
			SOL	BS-5069	PR 1LM				
			VEN	BS-5070	PR 1LG; PR 1ZD				
			VEN	BS-5088	ch.6K-Y-502795->; ->ch.6K-V-022628; PR 1LY; PR 1ZE; PR 1ZK	DRUM	BS-5427	03/98->; - ABS	
90 1.9 TDI	66/90	09/96->09/01	SOL	BS-5068	PR 1LA	DRUM	BS-5102	09/99->	
			SOL	BS-5069	PR 1LM	DRUM	BS-5416	01/97->; ->08/99	
			VEN	BS-5070	PR 1LG; PR 1ZD	DRUM	BS-5427	01/97->; ->08/99; + ABS	
<b>POLO CLASSIC [86C, 80] </b>									
1.0	29/40	01/85->10/86	SOL	BS-5068		DRUM	BS-5416		
1.0	33/45	01/85->09/94	SOL	BS-5068	->09/90	DRUM	BS-5416	->09/90	
1.3	40/55	01/85->07/87	SOL	BS-5068		DRUM	BS-5416		
1.3 CAT	40/55	07/87->09/94	SOL	BS-5068	10/90->	DRUM	BS-5416	10/90->	
1.3 D	33/45	08/86->12/88	SOL	BS-5068		DRUM	BS-5416		
1.4 D	35/48	10/90->09/94	SOL	BS-5068	->07/92	DRUM	BS-5416	->07/92	
<b>POLO Coupe [86C, 80] </b>									
1.0	29/40	05/82->10/86	SOL	BS-5068		DRUM	BS-5416		
1.0	33/45	08/85->01/92	SOL	BS-5068		DRUM	BS-5416		
1.0 CAT	33/45	08/89->09/94	SOL	BS-5068		DRUM	BS-5416		
1.1	37/50	10/81->07/83	SOL	BS-5068		DRUM	BS-5416		
1.3	57/78	03/91->09/94	SOL	BS-5068		DRUM	BS-5416		
1.3	40/55	08/83->06/87	SOL	BS-5068		DRUM	BS-5416		
1.3	55/75	09/82->09/89	SOL	BS-5068		DRUM	BS-5416		
1.3	44/60	10/81->07/83	SOL	BS-5068		DRUM	BS-5416		
1.3 CAT	40/55	07/87->08/94	SOL	BS-5068		DRUM	BS-5416		
1.3 CAT	55/75	10/89->09/94	SOL	BS-5068		DRUM	BS-5416		
1.3 D	33/45	08/86->08/90	SOL	BS-5068		DRUM	BS-5416		

	kW/HP		Type			Type			
1.3 G40	85/115	01/87->08/90	VEN	BS-5070		DRUM	BS-5416		
1.3 G40	83/113	08/90->09/94	VEN	BS-5070		DRUM	BS-5416		
1.4 D	35/48	08/90->09/94	SOL	BS-5068		DRUM	BS-5416		
<b>POLO Saloon</b> 									
			VEN	BS-5030	PR 1ZC; PR 1LN	SOL	BS-5032	PR 1KK; PR 1KT; PR 2EJ	
1.6	77/105	05/10->				DRUM	BS-5029	PR 1KB	
			VEN	BS-5031	PR 1LR; PR 1ZG; PR 1ZJ	DRUM	BS-5155	PR 1KC	
1.6	63/86	11/10->	VEN	BS-5030	PR 1ZC; PR 1LN	SOL	BS-5032	PR 1KK; PR 1KT; PR 2EJ	
			VEN	BS-5031	PR 1LR; PR 1ZG; PR 1ZJ	DRUM	BS-5029	PR 1KM	
<b>POLO Saloon (9A4)</b> 									
1.4	55/75	07/03->	VEN	BS-5031	PR 1ZG; PR 1ZF; PR 1LQ; PR 1LR	SOL	BS-5032	PR 1KD; PR 1KS	
						DRUM	BS-5029	PR 1KB	
1.4	74/101	11/03->	VEN	BS-5031	PR 1LQ; PR 1LR; PR 1ZG; PR 1ZF	SOL	BS-5032	PR 1KD; PR 1KS	
						DRUM	BS-5029	PR 1KB	
1.4 TDI	55/75	07/03->	VEN	BS-5031	PR 1LQ; PR 1LR; PR 1ZG; PR 1ZF	SOL	BS-5032	PR 1KD; PR 1KS	
						DRUM	BS-5029	PR 1KB	
1.9 SDI	47/64	09/02->	VEN	BS-5031	PR 1LQ; PR 1LR; PR 1ZG; PR 1ZF	SOL	BS-5032		
						DRUM	BS-5029	PR 1KB	
<b>POLO Variant (6KV5)</b> 									
				SOL	BS-5068	PR 1LA	DRUM	BS-5102	01/00->
1.4	44/60	05/97->09/01		SOL	BS-5069	PR 1LM	DRUM	BS-5416	- ABS; ->12/99
				VEN	BS-5070	PR 1LG; PR 1ZD	DRUM	BS-5427	+ ABS; ->12/99
1.4	40/54	12/98->09/01		SOL	BS-5068	PR 1LA	DRUM	BS-5102	01/00->
				SOL	BS-5069	PR 1LM	DRUM	BS-5416	->12/99; - ABS
				VEN	BS-5070	PR 1LG/1ZD	DRUM	BS-5427	->12/99; + ABS
1.4 16V	55/75	10/99->09/01	VEN	BS-5070		DRUM	BS-5102		
				SOL	BS-5068	PR 1LA	DRUM	BS-5102	09/99->
1.6	55/75	05/97->09/01		SOL	BS-5069	PR 1LM	DRUM	BS-5416	- ABS; ->08/99
				VEN	BS-5070	PR 1LG; PR 1ZD	DRUM	BS-5427	+ ABS; ->08/99
				VEN	BS-5070	09/99->	SOL	BS-5087	->08/99
1.6	74/101	05/97->09/01				DRUM	BS-5102	09/99->	
				VEN	BS-5088	->08/99	DRUM	BS-5416	- ABS; ->08/99
						DRUM	BS-5427	+ ABS; ->08/99	
1.7 SDI	42/57	08/97->09/01		SOL	BS-5068	PR 1LA	DRUM	BS-5416	12/97->; ->08/99
				SOL	BS-5069	PR 1LM			
				VEN	BS-5070	PR 1LG; PR 1ZD	DRUM	BS-5427	12/97->; ->08/99; + ABS

	kw/HP		Type			Type			
1.8	66/90	05/97->09/01	SOL	BS-5068	PR 1LA				
			SOL	BS-5069	PR 1LM				
			VEN	BS-5070	PR 1LG; PR 1ZD				
			VEN	BS-5088	PR 1LY; PR 1ZE; PR 1ZK				
1.9 SDI	47/64	06/97->09/01	SOL	BS-5068	PR 1LA	DRUM	BS-5416	->07/00	
			SOL	BS-5069	PR 1LM				
			VEN	BS-5070	PR 1LG; PR 1ZD	DRUM	BS-5427	->07/00; + ABS	
1.9 SDI	50/68	08/99->09/01	SOL	BS-5068	PR 1LA				
			SOL	BS-5069	PR 1LM	DRUM	BS-5427	- ABS	
			VEN	BS-5070	PR 1LG; PR 1ZD				
1.9 TDI	66/90	05/97->09/01	SOL	BS-5068	PR 1LA	DRUM	BS-5102	09/99->	
			SOL	BS-5069	PR 1LM	DRUM	BS-5416	->08/99; - ABS	
			VEN	BS-5070	PR 1LG; PR 1ZD	DRUM	BS-5427	+ ABS; ->08/99	
1.9 TDI	81/110	06/98->09/01	SOL	BS-5068					
			SOL	BS-5069					
			VEN	BS-5070					
			VEN	BS-5088					
<b>SANTANA (32B)</b> 									
1.3	44/60	08/81->07/83	SOL	BS-5068					
1.6	55/75	08/81->12/84	SOL	BS-5069	->07/83; AT	DRUM	BS-5416	->07/83; MT	
1.6	63/85	08/81->12/82	SOL	BS-5069	AT	DRUM	BS-5416	MT	
1.6	55/75	08/81->12/84	SOL	BS-5069	08/83->; MT	DRUM	BS-5416	08/83->; MT	
1.6 D	40/54	08/81->12/84	SOL	BS-5068	->07/82; AT	DRUM	BS-5416	MT	
			SOL	BS-5069	08/82->; MT				
1.6 TD	51/70	12/81->12/84	SOL	BS-5069	MT	DRUM	BS-5416	MT	
1.8	66/90	01/83->12/84	SOL	BS-5069		DRUM	BS-5416		
1.9	85/115	08/81->07/83	VEN	BS-5070					
2.0	85/115	08/83->12/84	VEN	BS-5070					
<b>SCIROCCO (137, 138)</b> 									
1.4 TSI	118/160	05/08->	VEN	BS-5016	PR 1LJ; PR 1ZA; PR 1ZD; PR 1ZB	SOL	BS-5042	PR 1KE	
						SOL	BS-5044	PR 1KD	
			VEN	BS-5043	PR 1ZE; PR 1ZP	SOL	BS-5116	PR 1KS; PR 1KT	
						SOL	BS-5398	PR 1KZ	
1.4 TSI	90/122	08/08->	VEN	BS-5016	PR 1LJ/1ZA	SOL	BS-5042	PR 1KE	
						SOL	BS-5044	PR 1KD	
			VEN	BS-5043	PR 1ZE	SOL	BS-5116	PR 1KS; PR 1KT	

	kW/HP		Type			Type		
						SOL	BS-5042	PR 1KE
1.4 TSI	92/125	11/13->	VEN	BS-5043	PR 1ZE; PR 1ZP	SOL	BS-5044	PR 1KD
						SOL	BS-5116	PR 1KS; PR 1KT
2.0 R	206/280	05/14->	VEN	BS-5016	PR 1ZB	SOL	BS-5116	PR 1KT
2.0 R	188/256	11/09->	VEN	BS-5016	PR 1LJ/1ZA/1ZD	SOL	BS-5116	PR 1KS; PR 1KT
						SOL	BS-5042	PR 1KE
2.0 R	195/265	11/09->		BS-5016	PR 1LJ; PR 1ZA	SOL	BS-5044	PR 1KD
						SOL	BS-5116	PR 1KS; PR 1KT
						SOL	BS-5042	PR 1KE
2.0 TDI	130/177	01/13->	VEN	BS-5016	PR 1ZA	SOL	BS-5044	PR 1KD
						SOL	BS-5116	PR 1KS; PR 1KT
						SOL	BS-5042	PR 1KE
2.0 TDI	125/170	05/09->		BS-5016	PR 1LJ; PR 1ZA; PR 1ZD; PR 1ZB	SOL	BS-5044	PR 1KD
						SOL	BS-5116	PR 1KS; PR 1KT
						SOL	BS-5042	PR 1KE
2.0 TDI	135/184	05/14->		BS-5016	PR 1ZA; PR 1ZD; PR 1ZB	SOL	BS-5044	PR 1KD
						SOL	BS-5116	PR 1KS; PR 1KT
						SOL	BS-5042	PR 1KE
2.0 TDI	103/140	08/08->		BS-5016	PR 1LJ; PR 1ZD	SOL	BS-5044	PR 1KD
						SOL	BS-5116	PR 1KS; PR 1KT
						SOL	BS-5398	PR 1KZ
						SOL	BS-5042	PR 1KE
2.0 TDI	100/136	11/10->	VEN	BS-5043	PR 1ZE; PR 1ZP	SOL	BS-5044	PR 1KD
						SOL	BS-5116	PR 1KS; PR 1KT
						SOL	BS-5042	PR 1KE
2.0 TDI	110/150	11/13->	VEN	BS-5043	PR 1ZE; PR 1ZP	SOL	BS-5044	PR 1KD
						SOL	BS-5116	PR 1KS/1KT
						SOL	BS-5042	PR 1KE
2.0 TSI	147/200	05/08->11/09		BS-5016	PR 1LJ; PR 1ZA; PR 1ZD; PR 1ZB	SOL	BS-5044	PR 1KD
						SOL	BS-5116	PR 1KS; PR 1KT
						SOL	BS-5042	PR 1KE
2.0 TSI	155/210	11/09->		BS-5016	PR 1LJ; PR 1ZA; PR 1ZD; PR 1ZB	SOL	BS-5044	PR 1KD
						SOL	BS-5116	PR 1KS; PR 1KT
						SOL	BS-5042	PR 1KE
2.0 TSI	132/180	11/13->	VEN	BS-5043	PR 1ZE/1ZP	SOL	BS-5044	PR 1KD
						SOL	BS-5116	PR 1KS/1KT
						SOL	BS-5042	PR 1KE
2.0 TSI	162/220	11/13->		BS-5016	PR 1ZA/1ZB/1ZD	SOL	BS-5044	PR 1KD
						SOL	BS-5116	PR 1KS/1KT



kW/HP



Type



Type



## SCIROCCO (53)










1.1	37/50	04/74->07/79	SOL	BS-5068	08/78->	DRUM	BS-5416
			SOL	BS-5069	08/75->; ->07/78		
1.3	44/60	08/79->07/80	SOL	BS-5068		DRUM	BS-5416
1.5	51/70	02/74->12/75	SOL	BS-5069			
1.5	63/86	02/74->12/77	SOL	BS-5069			
1.5	55/75	02/74->08/75	SOL	BS-5069			
1.5	51/70	08/77->07/80	SOL	BS-5069	08/78->	DRUM	BS-5416 08/78->
1.6	81/110	06/76->07/80	VEN	BS-5070		DRUM	BS-5416
1.6	55/75	08/75->07/79	SOL	BS-5069		DRUM	BS-5416
1.6	63/85	08/75->07/80	SOL	BS-5069		DRUM	BS-5416









## SCIROCCO (53B)







1.3	44/60	08/80->12/83	SOL	BS-5068	->06/83	DRUM	BS-5416	->06/83
1.3	40/55	08/83->07/84	SOL	BS-5069		DRUM	BS-5416	
1.5	51/70	08/80->12/83	SOL	BS-5069	->06/83	DRUM	BS-5416	->06/83
1.6	55/75	01/83->12/89	SOL	BS-5069		DRUM	BS-5416	
1.6	53/72	04/86->07/90	SOL	BS-5069		DRUM	BS-5416	
1.6	63/85	08/80->04/84	SOL	BS-5068	->06/83	DRUM	BS-5416	->06/83
1.6	81/110	08/80->07/82	VEN	BS-5070		DRUM	BS-5416	
1.8	82/112	08/82->12/89	VEN	BS-5070		DRUM	BS-5416	
1.8	66/90	08/83->07/92	VEN	BS-5070	->07/91	DRUM	BS-5416	->07/91
1.8	70/95	11/85->07/92	VEN	BS-5070	->07/91	DRUM	BS-5416	->07/91
1.8 16V	95/129	03/86->07/92	VEN	BS-5088	->07/91	SOL	BS-5087	->07/91
1.8 16V	102/139	10/85->07/89	VEN	BS-5088		SOL	BS-5087	

## SHARAN (7M8, 7M9, 7M6)

1.8 T 20V	110/150	09/97->03/10	VEN	BS-5198	Ø wheel 15` in	SOL	BS-5197	Ø wheel 15` in
			VEN	BS-5612	Ø wheel 16` in; PR MF7; PR ML1; PR M3L; PR D3E			
			VEN	BS-5846	Ø wheel 16` in; PR MC0; PR M3L; PR MG8; PR D3A			
1.9 TDI	85/115	04/00->03/10	VEN	BS-5198	Ø wheel 15` in	SOL	BS-5197	PR ML1; PR MF7; PR M3L; PR D3E
			VEN	BS-5612	Ø wheel 16` in; PR MF7; PR ML1; PR M3L			
			VEN	BS-5846	Ø wheel 16` in; PR MC0; PR M3L; PR MG8; PR D3A			
1.9 TDI	110/150	06/05->03/10	VEN	BS-5612	PR MF7; PR ML1; PR M3L; PR D3	SOL	BS-5197	Ø wheel 15` in; PR MF7; PR ML1; PR M3L; PR D3E
			VEN	BS-5846	PR MC0; PR M3L; PR MG8; PR D3			
			VEN	BS-5198	Ø wheel 15` in			
1.9 TDI	66/90	09/95->03/10	VEN	BS-5612	Ø wheel 16` in; PR MF7; PR ML1; PR M3L; PR D3E; engine ATM/AUY/ANU	SOL	BS-5197	Ø wheel 15` in; PR MF7; PR ML1; PR M3L; PR D3E
			VEN	BS-5846	Ø wheel 16` in; PR MC0/M3L/MG8/D3A; engine AYL/AWC/AUY			
			VEN	BS-5198	Ø wheel 15` in			
1.9 TDI	81/110	09/96->04/00	VEN	BS-5198	Ø wheel 15` in	SOL	BS-5197	Ø wheel 15` in; PR MF7/ML1/M3L/D3E
			VEN	BS-5612	Ø wheel 16` in; PR MF7/ML1/M3L/D3E			

	kw/HP		Type			Type		
1.9 TDI	96/130	11/02->03/10	VEN	BS-5612		SOL	BS-5197	Ø wheel 15` in
			VEN	BS-5846				
1.9 TDI 4motion	85/115	04/00->03/10	VEN	BS-5198	Ø wheel 15` in	SOL	BS-5197	PR ML1; PR MF7; PR M3L; PR D3E; Ø wheel 15` in
			VEN	BS-5612	PR MF7; PR ML1; PR M3L; PR D3E; Ø wheel 16` in			
			VEN	BS-5846	PR MC0; PR M3L; PR MG8; PR D3A; Ø wheel 16` in			
2.0	85/115	09/95->03/10	VEN	BS-5198	Ø wheel 15` in	SOL	BS-5094	->12/98; Ø wheel 16` in
			VEN	BS-5612	Ø wheel 16` in; 09/96->; PR MF7/ML1/M3L/D3E	SOL	BS-5197	Ø wheel 15` in
			VEN	BS-5846	Ø wheel 16` in; PR MC0/M3L/MG8/D3A			
2.0 LPG	85/115	04/06->03/10	VEN	BS-5612	PR MF7; PR ML1; PR M3L; PR D3E	SOL	BS-5197	Ø wheel 16` in
			VEN	BS-5846	PR MC0; PR M3L; PR MG8; PR D3A			
2.0 TDI	100/136	11/05->03/10	VEN	BS-5612	PR MF3/ML1/M3L/D3E	SOL	BS-5197	Ø wheel 15` in; PR ML1; PR MF7; PR M3L; PR D3E
			VEN	BS-5846	PR MC0/M3L/MG8/D3A			
2.0 TDI	103/140	11/05->03/10	VEN	BS-5612	PR MF7; PR ML1; PR M3L; PR D3	SOL	BS-5197	Ø wheel 15` in; PR ML1; PR MF7; PR M3L; PR D3E
			VEN	BS-5846	PR MC0; PR M3L; PR MG8; PR D3			
2.8 V6 24V	150/204	04/00->03/10	VEN	BS-5846				
2.8 V6 24V 4motion	150/204	04/00->03/10	VEN	BS-5846	Ø wheel 16` in			
2.8 VR6	128/174	09/95->04/00	VEN	BS-5198		SOL	BS-5197	
2.8 VR6 Syncro	128/174	11/96->04/00	VEN	BS-5198		SOL	BS-5197	
<b>SHARAN (7N1, 7N2) </b>								
1.4 TSI	110/150	05/10->	VEN	BS-5016	PR 1LJ	SOL	BS-5398	
2.0 TDI	130/177	01/13->	VEN	BS-5016	PR 1LJ	SOL	BS-5398	PR L0L/L0R
2.0 TDI	103/140	05/10->	VEN	BS-5016	PR 1LJ	SOL	BS-5398	
2.0 TDI	85/116	05/11->	VEN	BS-5016	PR 1LJ	SOL	BS-5398	
2.0 TDI	125/170	08/10->	VEN	BS-5016	PR 1LJ	SOL	BS-5398	
2.0 TDI 4motion	100/136	05/11->05/12	VEN	BS-5016	PR 1LJ	SOL	BS-5398	
2.0 TDI 4motion	103/140	05/11->	VEN	BS-5016	PR 1LJ	SOL	BS-5398	
2.0 TSI	147/200	12/10->	VEN	BS-5016	PR 1LJ	SOL	BS-5398	
<b>TARO </b>								
2.2 4x4	69/94	06/89->07/94	VEN	BS-5501	08/91->	DRUM	BS-5579	08/91->
2.4 D 4x4	61/83	04/89->03/97	VEN	BS-5501		DRUM	BS-5579	
2.4 D 4x4	58/79	07/94->03/97	VEN	BS-5501		DRUM	BS-5579	
2.4 i 4x4	84/114	06/89->03/97	VEN	BS-5501				
<b>TIGUAN (5N_) </b>								
1.4 TSI	110/150	05/08->	VEN	BS-5016	PR 1LJ	SOL	BS-5398	PR 1KU
1.4 TSI	118/160	05/11->	VEN	BS-5016	PR 1LJ	SOL	BS-5398	PR 1KU
1.4 TSI	92/125	05/15->	VEN	BS-5016		SOL	BS-5398	
1.4 TSI	110/150	05/15->	VEN	BS-5016		SOL	BS-5398	
1.4 TSI	90/122	08/10->	VEN	BS-5016	PR 1LJ	SOL	BS-5398	







	kW/HP		Type			Type			
1.4 TSI 4motion	118/160	05/11->	VEN	BS-5016 PR 1LJ		SOL	BS-5398 PR 1KU		
1.4 TSI 4motion	110/150	09/07->	VEN	BS-5016 PR 1LJ		SOL	BS-5398 PR 1KU		
2.0 TDI	103/140	03/08->	VEN	BS-5016 PR 1LJ		SOL	BS-5398 PR 1KU		
2.0 TDI	81/110	05/10->	VEN	BS-5016 PR 1LJ		SOL	BS-5398 PR 1KU		
2.0 TDI	110/150	05/15->	VEN	BS-5016		SOL	BS-5398		
2.0 TDI 4motion	120/163	02/08->08/09	VEN	BS-5016 PR 1LJ		SOL	BS-5398 PR 1KU		
2.0 TDI 4motion	110/150	05/15->	VEN	BS-5016		SOL	BS-5398		
2.0 TDI 4motion	135/184	05/15->	VEN	BS-5016		SOL	BS-5398		
2.0 TDI 4motion	103/140	09/07->	VEN	BS-5016 PR 1LJ		SOL	BS-5398 PR 1KU		
2.0 TDI 4motion	125/170	09/07->	VEN	BS-5016 PR 1LJ		SOL	BS-5398 PR 1KU		
2.0 TDI 4motion	100/136	11/07->	VEN	BS-5016 PR 1LJ		SOL	BS-5398 PR 1KU		
2.0 TDI 4motion	130/177	11/12->	VEN	BS-5016 PR 1LJ		SOL	BS-5398 PR 1KU		
2.0 TFSI 4motion	147/200	09/07->	VEN	BS-5016 PR 1LJ		SOL	BS-5398 PR 1KU		
2.0 TFSI 4motion	125/170	09/07->	VEN	BS-5016 PR 1LJ		SOL	BS-5398 PR 1KU		
2.0 TSI 4motion	132/180	05/11->	VEN	BS-5016 PR 1LJ; PR 1ZD		SOL	BS-5398 PR 1KU		
2.0 TSI 4motion	155/211	05/11->	VEN	BS-5016 PR 1LJ		SOL	BS-5398 PR 1KU		
<b>TOUAREG [7LA, 7L6, 7L7] </b>									
2.5 R5 TDI	128/174	01/03->05/10	VEN	BS-5357 PR 1LB					
3.0 V6 TDI	165/225	11/04->05/10				VEN	BS-5392 PR 1KF; PR 2EE; PR 1KQ		
3.0 V6 TDI	176/240	11/07->05/10				VEN	BS-5392 PR 1KF; PR 2EE; PR 1KQ; Ø wheel 17" in		
3.2 V6	162/220	10/02->11/06	VEN	BS-5357		VEN	BS-5392 PR 1KF; PR 1KQ		
			VEN	BS-5784	Ø wheel 18" in				
3.2 V6	177/241	11/04->11/06				VEN	BS-5392 PR 1KF; PR 1KQ		
3.6 V6 FSI	206/280	10/05->05/10	VEN	BS-5357 PR 1LB		VEN	BS-5392 PR 1KF; PR 2EE; PR 1KQ		
			VEN	BS-5784	12/06->; Ø wheel 18" in; PR 1LF				
			VEN	BS-5793	PR 1LF				
4.2 V8	228/310	12/02->11/06				VEN	BS-5392 PR 1KF; PR 1KQ		
4.2 V8 FSI	257/350	06/06->05/10	VEN	BS-5784		VEN	BS-5392		
			VEN	BS-5793					
5.0 R50 TDI	257/350	08/07->05/10	VEN	BS-5784 PR 1LF		VEN	BS-5392 PR 1KF; PR 2EE; PR 1KQ		
			VEN	BS-5793	PR 1LF				
			VEN	BS-5357	PR 1LB				
5.0 V10 TDI	230/313	10/02->05/10	VEN	BS-5784 PR 1LF		VEN	BS-5392 PR 1KF; PR 2EE; PR 1KQ		
			VEN	BS-5793	PR 1LF				
6.0 W12	331/450	08/04->05/10	VEN	BS-5784		VEN	BS-5392 PR 1KF; PR 2EE; PR 1KQ; Ø wheel 18" in		
			VEN	BS-5793					
<b>TOUAREG [7P5] </b>									
3.0 V6 TDI	150/204	01/10->				VEN	BS-5392 PR 1KJ/1KQ/2EG		

	<b>kW/HP</b>		<b>Type</b>			<b>Type</b>		
3.0 V6 TDI	176/240	01/10->				VEN	BS-5392	PR 1KJ/1KQ/2EG
3.0 V6 TDI	180/245	05/11->				VEN	BS-5392	
3.0 V6 TDI	165/225	06/10->				VEN	BS-5392	
3.0 V6 TDI	193/262	09/14->				VEN	BS-5392	PR 1KQ/2EG
3.0 V6 TSI Hybrid	245/333	04/10->				VEN	BS-5392	PR 1KJ/1KQ/2EG
3.6 V6 FSI	206/280	04/10->				VEN	BS-5392	PR 1KJ/1KQ/2EG
3.6 V6 FSI	183/249	08/10->				VEN	BS-5392	PR 1KJ; + elec. handbrake
4.2 V8 FSI	265/360	01/11->				VEN	BS-5392	
4.2 V8 TDI	250/340	01/10->				VEN	BS-5392	PR 1KJ/1KQ/2EG

### TOURAN (1T1, 1T2)

1.4 FSI	125/170	11/06->05/10	VEN	BS-5016	PR 1ZD; PR 1LJ; PR 1ZA	SOL	BS-5042	PR 1KF; PR 1KE
			VEN	BS-5043	PR 1ZE; PR 1ZP	SOL	BS-5116	PR 1KS
1.4 TSI	103/140	02/06->05/10	VEN	BS-5016	PR 1LJ; PR 1ZD; PR 1ZA	SOL	BS-5398	PR 1KJ
			VEN	BS-5043	PR 1ZE; PR 1ZP	SOL	BS-5042	PR 1KF; PR 1KE
1.4 TSI EcoFuel	110/150	05/09->05/10	VEN	BS-5016	PR 1LJ; PR 1ZD; PR 1ZA	SOL	BS-5116	PR 1KS
			VEN	BS-5043	PR 1ZE; PR 1ZP	SOL	BS-5398	PR 1KJ
1.6	75/102	07/03->05/10	VEN	BS-5016	PR 1LJ; PR 1ZD; PR 1ZA	SOL	BS-5042	PR 1KF; PR 1KE
			VEN	BS-5043	PR 1ZE; PR 1ZP	SOL	BS-5116	PR 1KS
1.6 FSI	85/115	02/03->01/07	VEN	BS-5016	PR 1ZD; PR 1LJ	SOL	BS-5398	PR 1KJ
			VEN	BS-5043	PR 1ZE; PR 1ZP	SOL	BS-5042	PR 1KF; PR 1KE
1.9 TDI	74/100	02/03->05/04	VEN	BS-5043	PR 1ZE; PR 1ZP	SOL	BS-5116	PR 1KS
			VEN	BS-5016	PR 1LJ; PR 1ZD; PR 1ZA	SOL	BS-5398	PR 1KJ
1.9 TDI	77/105	08/03->05/10	VEN	BS-5016	PR 1LJ; PR 1ZD; PR 1ZA	SOL	BS-5042	PR 1KF; PR 1KE
			VEN	BS-5043	PR 1ZE; PR 1ZP	SOL	BS-5116	PR 1KS
1.9 TDI	66/90	11/04->05/10	VEN	BS-5016	PR 1ZD; PR 1LJ; PR 1ZA	SOL	BS-5398	PR 1KJ
			VEN	BS-5043	PR 1ZE; PR 1ZP	SOL	BS-5042	PR 1KF; PR 1KE
2.0 EcoFuel	80/109	02/06->05/09	VEN	BS-5016	PR 1ZD; PR 1LJ; PR 1ZA	SOL	BS-5116	PR 1KS
			VEN	BS-5043	PR 1ZE; PR 1ZP	SOL	BS-5398	PR 1KJ
2.0 FSI	110/150	10/03->01/07	VEN	BS-5016	PR 1LJ; PR 1ZD	SOL	BS-5042	PR 1KF; PR 1KE
			VEN	BS-5043	PR 1ZP; PR 1ZE	SOL	BS-5398	PR 1KJ












	kW/HP		Type			Type		
2.0 TDI	100/136	02/03->05/10	VEN	BS-5016	PR 1LJ; PR 1ZD; PR 1ZA	SOL	BS-5042	PR 1KF; PR 1KE
			SOL	BS-5116	PR 1KS			
			VEN	BS-5043	PR 1ZE; PR 1ZP	SOL	BS-5398	PR 1KJ
2.0 TDI	125/170	12/05->05/10	VEN	BS-5016	PR 1LJ; PR 1ZD; PR 1ZA	SOL	BS-5042	PR 1KF; PR 1KE
			SOL	BS-5116	PR 1KS			
			VEN	BS-5043	PR 1ZE; PR 1ZP	SOL	BS-5398	PR 1KJ
2.0 TDI	103/140	12/05->05/10	VEN	BS-5016	PR 1LJ; PR 1ZD; PR 1ZA	SOL	BS-5042	PR 1KF; PR 1KE
			SOL	BS-5116	PR 1KS			
			VEN	BS-5043	PR 1ZP; PR 1ZE	SOL	BS-5398	PR 1KJ
2.0 TDI 16V	103/140	08/03->05/10	VEN	BS-5016	PR 1LJ; PR 1ZD; PR 1ZA	SOL	BS-5042	PR 1KF; PR 1KE
			SOL	BS-5116	PR 1KS			
			VEN	BS-5043	PR 1ZE; PR 1ZP	SOL	BS-5398	PR 1KJ







### TOURAN (1T3)

1.2 TSI	77/105	05/10->05/15	VEN	BS-5016	PR 1ZA; PR 1ZD	SOL	BS-5116	
			VEN	BS-5043	PR 1ZE; PR 1ZP			
1.4 TSI	103/140	05/10->05/15	VEN	BS-5016	PR 1ZA; PR 1ZD	SOL	BS-5116	
			VEN	BS-5043	PR 1ZE; PR 1ZP			
1.4 TSI	125/170	05/10->05/15	VEN	BS-5016	PR 1ZA; PR 1ZD	SOL	BS-5116	
			VEN	BS-5043	PR 1ZE; PR 1ZP			
1.4 TSI EcoFuel	110/150	05/10->05/15	VEN	BS-5016	PR 1ZA; PR 1ZD	SOL	BS-5116	
			VEN	BS-5043	PR 1ZE; PR 1ZP			
1.6 TDI	66/90	05/10->05/15	VEN	BS-5016	PR 1ZA; PR 1ZD	SOL	BS-5116	
			VEN	BS-5043	PR 1ZE; PR 1ZP			
1.6 TDI	77/105	05/10->05/15	VEN	BS-5016	PR 1ZA; PR 1ZD	SOL	BS-5116	
			VEN	BS-5043	PR 1ZE; PR 1ZP			
2.0 TDI	130/177	01/13->05/15	VEN	BS-5016	PR 1ZA; PR 1ZD	SOL	BS-5116	PR 1KS
			VEN	BS-5043	PR 1ZE; PR 1ZP			
2.0 TDI	125/170	05/10->01/13	VEN	BS-5016	PR 1ZA; PR 1ZD	SOL	BS-5116	
			VEN	BS-5043	PR 1ZE; PR 1ZP			
2.0 TDI	103/140	05/10->05/15	VEN	BS-5016	PR 1ZA; PR 1ZD	SOL	BS-5116	
			VEN	BS-5043	PR 1ZE; PR 1ZP			
2.0 TDI	81/110	11/10->05/15	VEN	BS-5016	PR 1ZA; PR 1ZD	SOL	BS-5116	
			VEN	BS-5043	PR 1ZE; PR 1ZP			

### TOURAN (5T1)

1.2 TSI	81/110	05/15->	VEN	BS-5016	PR 1ZA; PR 1ZD	SOL	BS-5116	PR 1KE
1.4 TSI	110/150	05/15->	VEN	BS-5016	PR 1ZA; PR 1ZD	SOL	BS-5116	PR 1KE
1.6 TDI	81/110	05/15->	VEN	BS-5016	PR 1ZA; PR 1ZD	SOL	BS-5116	PR 1KE
1.8 TSI	132/180	11/15->	VEN	BS-5016	PR 1ZA; PR 1ZD	SOL	BS-5116	PR 1KE

	kW/HP		Type			Type			
2.0 TDI	110/150	05/15->	VEN	BS-5016	PR 1ZA; PR 1ZD	SOL	BS-5116	PR 1KE	
2.0 TDI	140/190	11/15->	VEN	BS-5016	PR 1ZA; PR 1ZD	SOL	BS-5116	PR 1KE	
<b>TRANSPORTER III Box</b> 									
1.6 D	37/50	01/81->07/87				DRUM	BS-5525		
1.6 TD	51/69	10/84->07/92	SOL	BS-5767	08/87->; + ABS	DRUM	BS-5525	08/85->; + ABS	
1.6 TD Syncro	51/69	03/86->07/92				DRUM	BS-5525	->02/92	
1.7 D	42/57	07/89->07/92	SOL	BS-5767	+ ABS	DRUM	BS-5525	+ ABS	
1.7 D	42/57	08/85->07/87	SOL	BS-5767	+ ABS	DRUM	BS-5525		
1.9	66/90	08/83->02/89				DRUM	BS-5525	->07/85	
1.9	44/60	10/82->07/92	SOL	BS-5767	08/85->	DRUM	BS-5525	->07/85	
1.9	57/78	10/82->07/92	SOL	BS-5767	08/85->	DRUM	BS-5525	->07/85	
1.9	61/83	10/84->02/89				DRUM	BS-5525	->07/85	
1.9 Syncro	57/78	11/84->07/92				DRUM	BS-5525	08/85->; ->02/92	
2.0	51/69	05/79->04/86				DRUM	BS-5525	->12/82	
2.1	82/112	03/86->07/92	SOL	BS-5767	+ ABS	DRUM	BS-5525		
2.1	70/95	08/85->07/92	SOL	BS-5767	+ ABS	DRUM	BS-5525		
2.1 i	68/92	07/89->07/92	SOL	BS-5767	+ ABS	DRUM	BS-5525		
<b>TRANSPORTER III Bus</b> 									
1.6 D	37/50	01/81->07/87				DRUM	BS-5525		
1.6 TD	51/70	08/84->07/92	SOL	BS-5767	08/87->; + ABS	DRUM	BS-5525	+ ABS	
1.6 TD Syncro	51/70	03/86->07/92				DRUM	BS-5525	->02/92	
1.7 D	42/57	10/86->07/92	SOL	BS-5767	+ ABS	DRUM	BS-5525	+ ABS	
1.9	61/83	01/83->07/85				DRUM	BS-5525		
1.9	44/60	08/82->07/92	SOL	BS-5767	08/85->; ->08/90; + ABS	DRUM	BS-5525	->08/90; + ABS	
1.9	57/78	08/82->07/92	SOL	BS-5767	08/85->; ->08/90; + ABS	DRUM	BS-5525	->08/90; + ABS	
1.9	66/90	08/83->07/85				DRUM	BS-5525		
1.9 Syncro	57/78	02/85->07/92	SOL	BS-5767		DRUM	BS-5525	08/85->; ->02/92	
2.0	51/70	05/79->12/82				DRUM	BS-5525		
2.1	82/112	08/84->07/92	SOL	BS-5767	+ ABS	DRUM	BS-5525	+ ABS	
2.1	70/95	08/85->07/92	SOL	BS-5767	+ ABS	DRUM	BS-5525	+ ABS	
2.1	64/87	10/86->07/92	SOL	BS-5767	08/87->	DRUM	BS-5525	08/87->	
2.1 CAT	70/95	06/89->07/92	SOL	BS-5767	+ ABS	DRUM	BS-5525	+ ABS	
2.1 i	68/92	07/89->07/92	SOL	BS-5767	+ ABS	DRUM	BS-5525		
2.1 Syncro	82/112	01/86->07/92				DRUM	BS-5525		
2.1 Syncro	70/95	08/85->07/92				DRUM	BS-5525		
2.1 Syncro	64/87	10/86->07/92				DRUM	BS-5525		
<b>TRANSPORTER III Platform/Chassis</b> 									
1.6 D	37/50	01/81->07/87				DRUM	BS-5525		
1.6 TD	51/70	10/84->07/92	SOL	BS-5767	08/87->; + ABS	DRUM	BS-5525	08/85->; + ABS	

	<b>kW/HP</b>		<b>Type</b>			<b>Type</b>		
1.6 TD Syncro	51/69	03/86->07/92				DRUM	BS-5525	->02/92
1.7 D	42/57	07/89->07/92	SOL	BS-5767	+ ABS	DRUM	BS-5525	+ ABS
1.9	57/78	08/82->07/92	SOL	BS-5767	08/85->; ->08/90; + ABS	DRUM	BS-5525	->08/90; + ABS
1.9	44/60	09/82->07/92	SOL	BS-5767	08/85->; ->08/90; + ABS	DRUM	BS-5525	->08/90; + ABS
1.9	61/83	10/84->02/89				DRUM	BS-5525	->07/85
1.9 Syncro	57/78	12/84->07/92				DRUM	BS-5525	08/85->; ->02/92
2.0	51/69	05/79->04/86				DRUM	BS-5525	->12/82
2.1	82/112	03/86->07/92	SOL	BS-5767	+ ABS	DRUM	BS-5525	
2.1	70/95	08/85->07/92	SOL	BS-5767	+ ABS	DRUM	BS-5525	
2.1 i	68/92	07/89->07/92	SOL	BS-5767	+ ABS	DRUM	BS-5525	
2.1 Syncro	82/112	03/86->07/92				DRUM	BS-5525	
2.1 Syncro	70/95	08/85->07/92				DRUM	BS-5525	

**TRANSPORTER IV Box (70XA)** 

1.9 D	45/61	07/90->12/95	VEN	BS-5092	Ø wheel 15` in; PR 1LE; ch.70-M-000001->; ->ch.70-T-199000	SOL	BS-5094	Ø wheel 15` in; PR 200; ch.70-T-200001->; ->ch.70-T-300000
			SOL	BS-5093	Ø wheel 15` in; PR 1LP; ch.70-T-200001->; ->ch.70-V-150000			
			SOL	BS-5095	Ø wheel 15` in; PR 1LP; ch.70-M-000001->; ->ch.70-T-199000			
			SOL	BS-5096	Ø wheel 15` in; PR 1LE; PR 1LU; ch.70-T-200001->; ->ch.70-V-150000			
			VEN	BS-5612	Ø wheel 16` in; PR 1LB; ch.70-W-000001->			
VEN	BS-5846	Ø wheel 16` in; PR 1LB; ch.70-1-000955->; ->ch.70-3-250000						
1.9 D	44/60	09/90->12/95	SOL	BS-5095	Ø wheel 15` in	DRUM	BS-5450	
1.9 TD	50/68	10/92->04/03	VEN	BS-5092	Ø wheel 15` in; PR 1LE; ->12/95; ch.70-M-000001->; ->ch.70-T-199000	SOL	BS-5094	Ø wheel 15` in; PR 200; 01/96->; ->04/96; ch.70-T-200001->; ->ch.70-T-300000; ch.70-V-000001->; ->ch.70-V-150000; 05/96->; ->04/97; ch.70-W-000001->; ->ch.70-3-250000; 05/97->
			SOL	BS-5093	Ø wheel 15` in; PR 1LP; 01/96->; ->04/97; ch.70-T-200001->; ->ch.70-V-150000; ch.70-W-000001->; ->ch.70-X-250000; 05/97->; ->04/99; ch.70-Y-000001->; ->ch.70-1-000954; 05/99->; ->05/00; ch.70-1-000955->; ->ch.70-3-250000; 06/00->			
			SOL	BS-5095	Ø wheel 15` in; PR 1LP; ->12/95; ch.70-M-000001->; ->ch.70-T-199000			
			SOL	BS-5096	Ø wheel 15` in; PR 1LE; PR 1LU; 01/96->; ->04/97; ch.70-T-200001->; ->ch.70-V-150000; ch.70-W-000001->; ->ch.70-X-250000; 05/97->; ->04/99; ch.70-Y-000001->; ->ch.70-1-000954; 05/99->; ->05/00; ch.70-1-000955->; ->ch.70-3-250000; 06/00->			
			VEN	BS-5612	Ø wheel 16` in; PR 1LB; 05/97->; ->04/99; ch.70-W-000001->; ->ch.70-X-250000; ch.70-Y-000001->; ->ch.70-1-000954; 05/99->; ->05/00			
VEN	BS-5846	Ø wheel 16` in; PR 1LB; 06/00->; ch.70-1-000955->; ->ch.70-3-250000						
2.0	62/84	07/90->04/03	SOL	BS-5093	PR 1LP	SOL	BS-5094	->12/98; + ABS
			SOL	BS-5095	Ø wheel 15` in			
			SOL	BS-5096	PR 1LE	DRUM	BS-5450	->04/96; Ø wheel 15` in



kW/HP



Type



Type



2.4 D	57/78	07/90->04/98	VEN	BS-5092	Ø wheel 15` in; PR 1LE; ->12/95; ch.70-M-000001->; ->ch.70-T-199000	SOL	BS-5094	Ø wheel 15` in; PR 200; 01/96->; ->04/96; ch.70-T-200001->; ->ch.70-T-300000; ch.70-V-000001->; ->ch.70-V-150000; 05/96->; ->04/97; ch.70-W-000001->; ->ch.70-3-250000; 05/97->
			SOL	BS-5093	Ø wheel 15` in; PR 1LP; 01/96->; ->04/97; ch.70-T-200001->; ->ch.70-V-150000; ch.70-W-000001->; ->ch.70-X-250000; ch.70-Y-000001->; ->ch.70-1-000954; ch.70-1-000955->; ->ch.70-3-250000			
			SOL	BS-5095	Ø wheel 15` in; PR 1LP; ->12/95; ch.70-M-000001->; ->ch.70-T-199000			
			SOL	BS-5096	Ø wheel 15` in; PR 1LE; PR 1LU; ch.70-T-200001->; ->ch.70-V-150000; ch.70-W-000001->; ->ch.70-X-250000; ch.70-Y-000001->; ->ch.70-1-000954; ch.70-1-000955->; ->ch.70-3-250000			
2.4 D	55/75	08/97->04/03	VEN	BS-5612	Ø wheel 16` in; PR 1LB; 05/97->; ch.70-W-000001->; ->ch.70-X-250000; ch.70-Y-000001->; ->ch.70-1-000954	SOL	BS-5094	Ø wheel 15` in; PR 200; ch.70-T-200001->; ->ch.70-T-300000; ch.70-V-000001->; ->ch.70-V-150000; ch.70-W-000001->; ->ch.70-3-250000
			VEN	BS-5846	Ø wheel 16` in; PR 1LB; ch.70-1-000955->; ->ch.70-3-250000			
			VEN	BS-5092	Ø wheel 15` in; PR 1LE; ch.70-M-000001->; ->ch.70-T-199000			
			SOL	BS-5093	Ø wheel 15` in; PR 1LP; ch.70-T-200001->; ->ch.70-V-150000; ch.70-W-000001->; ->ch.70-X-250000; ->04/99; ch.70-Y-000001->; ->ch.70-1-000954; 05/99->; ->05/00; ch.70-1-000955->; ->ch.70-3-250000; 06/00->			
2.4 D Syncro	57/78	10/92->09/98	SOL	BS-5095	Ø wheel 15` in; PR 1LP; ch.70-M-000001->; ->ch.70-T-199000	SOL	BS-5094	Ø wheel 15` in; PR 200; ch.70-T-200001->; ->ch.70-T-300000; ch.70-V-000001->; ->ch.70-V-150000; ch.70-W-000001->; ->ch.70-3-250000
			SOL	BS-5096	Ø wheel 15` in; PR 1LE; PR 1LU; ch.70-T-200001->; ->ch.70-V-150000; ch.70-W-000001->; ->ch.70-X-250000; ->04/99; ch.70-Y-000001->; ->ch.70-1-000954; 05/99->; ->05/00; ch.70-1-000955->; ->ch.70-3-250000; 06/00->			
			VEN	BS-5612	Ø wheel 16` in; PR 1LB; ->04/99; ch.70-W-000001->; ->ch.70-X-250000; ch.70-Y-000001->; ->ch.70-1-000954; 05/99->; ->05/00			
			VEN	BS-5846	Ø wheel 16` in; PR 1LB; 06/00->; ch.70-1-000955->; ->ch.70-3-250000			
2.4 D Syncro	57/78	10/92->09/98	VEN	BS-5092	Ø wheel 15` in; PR 1LE; ch.70-R-000001->; ->ch.70-S-200000; ->07/95	SOL	BS-5094	Ø wheel 15` in; PR 200; ch.70-T-000001->; ->ch.70-T-199999; 07/95->; ->12/95; ch.70-T-200001->; ->ch.70-3-200000; 01/96->
			SOL	BS-5093	Ø wheel 15` in; PR 1LP; ch.70-T-200001->; ->ch.70-X-250000; ch.70-Y-000001->; ->ch.70-3-200000			
			SOL	BS-5095	Ø wheel 15` in; PR 1LP; ch.70-R-000001->; ->ch.70-S-200000; ->07/95; ch.70-T-000001->; ->ch.70-T-199999; 07/95->; ->12/95			
			SOL	BS-5096	Ø wheel 15` in; PR 1LE; PR 1LU; ch.70-T-000001->; ->ch.70-T-199999; 07/95->; ->12/95; ch.70-T-200001->; ->ch.70-X-250000; ch.70-Y-000001->; ->ch.70-3-200000			
2.4 D Syncro	57/78	10/92->09/98	VEN	BS-5846	Ø wheel 16` in; PR 1LB; ch.70-T-200001->; ->ch.70-X-250000; ch.70-Y-000001->; ->ch.70-3-200000			



kW/HP









Type



Type



2.5	85/115	08/96->04/03	VEN	BS-5092	Ø wheel 15` in; PR 1LE; ch.70-M-000001->; ->ch.70-T-199000			
			SOL	BS-5093	Ø wheel 15` in; PR 1LP; ->04/97; ch.70-T-200001->; ->ch.70-V-150000; ch.70-W-000001->; ->ch.70-X-250000; 05/97->; ->04/99; ch.70-Y-000001->; ->ch.70-1-000954; 05/99->; ->05/00; ch.70-1-000955->; ->ch.70-3-250000; 06/00->			
			SOL	BS-5095	Ø wheel 15` in; PR 1LP; ch.70-M-000001->; ->ch.70-T-199000	SOL	BS-5094	Ø wheel 15` in; PR 200; ch.70-T-200001->; ->ch.70-T-300000; ch.70-V-000001->; ->ch.70-V-150000; ->04/97; ch.70-W-000001->; ->ch.70-3-250000; 05/97->
			SOL	BS-5096	Ø wheel 15` in; PR 1LE; PR 1LU; ->04/97; ch.70-T-200001->; ->ch.70-V-150000; ch.70-W-000001->; ->ch.70-X-250000; 05/97->; ->04/99; ch.70-Y-000001->; ->ch.70-1-000954; 05/99->; ->05/00; ch.70-1-000955->; ->ch.70-3-250000; 06/00->			
			VEN	BS-5612	Ø wheel 16` in; PR 1LB; 05/97->; ->04/99; ch.70-W-000001->; ->ch.70-X-250000; ch.70-Y-000001->; ->ch.70-1-000954; 05/99->; ->05/00			
			VEN	BS-5846	Ø wheel 16` in; PR 1LB; 06/00->; ch.70-1-000955->; ->ch.70-3-250000			
2.5	81/110	11/90->04/03	VEN	BS-5092	Ø wheel 15` in; PR 1LE; ->12/95; ch.70-M-000001->; ->ch.70-T-199000			
			SOL	BS-5093	Ø wheel 15` in; PR 1LP; 01/96->; ->04/97; ch.70-T-200001->; ->ch.70-V-150000; ch.70-W-000001->; ->ch.70-X-250000; 05/97->; ->04/99; ch.70-Y-000001->; ->ch.70-1-000954; 05/99->; ->05/00; ch.70-1-000955->; ->ch.70-3-250000; 06/00->	SOL	BS-5094	Ø wheel 15` in; PR 200; 01/96->; ->04/96; ch.70-T-200001->; ->ch.70-T-300000; ch.70-V-000001->; ->ch.70-V-150000; 05/96->; ->04/97; ch.70-W-000001->; ->ch.70-3-250000; 05/97->
			SOL	BS-5095	Ø wheel 15` in; PR 1LP; ->12/95; ch.70-M-000001->; ->ch.70-T-199000			
			SOL	BS-5096	Ø wheel 15` in; PR 1LE; PR 1LU; 01/96->; ->04/97; ch.70-T-200001->; ->ch.70-V-150000; ch.70-W-000001->; ->ch.70-X-250000; 05/97->; ->04/99; ch.70-Y-000001->; ->ch.70-1-000954; 05/99->; ->05/00; ch.70-1-000955->; ->ch.70-3-250000; 06/00->	DRUM	BS-5450	->04/96; Ø wheel 15` in
			VEN	BS-5612	Ø wheel 16` in; PR 1LB; 05/97->; ->04/99; ch.70-W-000001->; ->ch.70-X-250000; ch.70-Y-000001->; ->ch.70-1-000954; 05/99->; ->05/00			
			VEN	BS-5846	Ø wheel 16` in; PR 1LB; 06/00->; ch.70-1-000955->; ->ch.70-3-250000			
2.5 Syncro	85/115	08/96->04/03	VEN	BS-5092	Ø wheel 15` in; PR 1LE; ch.70-R-000001->; ->ch.70-S-200000			
			SOL	BS-5093	Ø wheel 15` in; PR 1LP; ch.70-T-200001->; ->ch.70-X-250000; ->04/99; ch.70-Y-000001->; ->ch.70-3-200000; 05/99->			
			SOL	BS-5095	Ø wheel 15` in; PR 1LP; ch.70-R-000001->; ->ch.70-S-200000; ch.70-T-000001->; ->ch.70-T-199999	SOL	BS-5094	Ø wheel 15` in; PR 200; ch.70-T-000001->; ->ch.70-T-199999; ch.70-T-200001->; ->ch.70-3-200000
			SOL	BS-5096	Ø wheel 15` in; PR 1LE; PR 1LU; ch.70-T-000001->; ->ch.70-T-199999; ch.70-T-200001->; ->ch.70-X-250000; ->04/99; ch.70-Y-000001->; ->ch.70-3-200000; 05/99->			
			VEN	BS-5846	Ø wheel 16` in; PR 1LB; ch.70-T-200001->; ->ch.70-X-250000; ->04/99; ch.70-Y-000001->; ->ch.70-3-200000; 05/99->			

	<b>kw/HP</b>		<b>Type</b>			<b>Type</b>					
2.5 Syncro	81/110	10/92->04/03	VEN	BS-5092	Ø wheel 15` in; PR 1LE; ch.70-R-000001->; ->ch.70-S-200000; ->07/95	SOL	BS-5094	Ø wheel 15` in; PR 200; ch.70-T-000001->; ->ch.70-T-199999; 07/95->; ->12/95; ch.70-T-200001->; ->ch.70-3-200000; 01/96->			
			SOL	BS-5093	Ø wheel 15` in; PR 1LP; ch.70-T-200001->; ->ch.70-X-250000; 01/96->; ->04/99; ch.70-Y-000001->; ->ch.70-3-200000; 05/99->						
			SOL	BS-5095	Ø wheel 15` in; PR 1LP; ch.70-R-000001->; ->ch.70-S-200000; ->07/95; ch.70-T-000001->; ->ch.70-T-199999; 07/95->; ->12/95						
			SOL	BS-5096	Ø wheel 15` in; PR 1LE; PR 1LU; ch.70-T-000001->; ->ch.70-T-199999; 07/95->; ->12/95; ch.70-T-200001->; ->ch.70-X-250000; 01/96->; ->04/99; ch.70-Y-000001->; ->ch.70-3-200000; 05/99->				DRUM	BS-5450	->04/96
			VEN	BS-5846	Ø wheel 16` in; PR 1LB; ch.70-T-200001->; ->ch.70-X-250000; 01/96->; ->04/99; ch.70-Y-000001->; ->ch.70-3-200000; 05/99->						
2.5 TDI	111/151	09/00->04/03	VEN	BS-5092	Ø wheel 15` in; PR 1LE; ch.70-M-000001->; ->ch.70-T-199000	SOL	BS-5094	Ø wheel 15` in; PR 200; ch.70-T-200001->; ->ch.70-T-300000; ch.70-V-000001->; ->ch.70-W-150000; ch.70-W-000001->; ->ch.70-3-250000			
			SOL	BS-5093	Ø wheel 15` in; PR 1LP; ch.70-T-200001->; ->ch.70-V-150000; ch.70-W-000001->; ->ch.70-X-250000; ch.70-Y-000001->; ->ch.70-1-000954; ch.70-1-000955->; ->ch.70-3-250000						
			SOL	BS-5095	Ø wheel 15` in; PR 1LP; ch.70-M-000001->; ->ch.70-T-199000						
			SOL	BS-5096	Ø wheel 15` in; PR 1LE; PR 1LU; ch.70-T-200001->; ->ch.70-V-150000; ch.70-W-000001->; ->ch.70-X-250000; ch.70-Y-000001->; ->ch.70-1-000954; ch.70-1-000955->; ->ch.70-3-250000						
			VEN	BS-5612	Ø wheel 16` in; PR 1LB; ch.70-W-000001->; ->ch.70-X-250000; ch.70-Y-000001->; ->ch.70-1-000954						
2.5 TDI	75/102	09/95->04/03	VEN	BS-5846	Ø wheel 16` in; PR 1LB; ch.70-1-000955->; ->ch.70-3-250000	SOL	BS-5094	Ø wheel 15` in; PR 200; 01/96->; ->04/96; ch.70-T-200001->; ->ch.70-T-300000; ch.70-V-000001->; ->ch.70-W-150000; 05/96->; ->04/97; ch.70-W-000001->; ->ch.70-3-250000; 05/97->			
			VEN	BS-5092	Ø wheel 15` in; PR 1LE; ->12/95; ch.70-M-000001->; ->ch.70-T-199000						
			SOL	BS-5093	Ø wheel 15` in; PR 1LP; 01/96->; ->04/97; ch.70-T-200001->; ->ch.70-V-150000; ch.70-W-000001->; ->ch.70-X-250000; 05/97->; ->04/99; ch.70-Y-000001->; ->ch.70-1-000954; 05/99->; ->05/00; ch.70-1-000955->; ->ch.70-3-250000; 06/00->						
			SOL	BS-5095	Ø wheel 15` in; PR 1LP; ->12/95; ch.70-M-000001->; ->ch.70-T-199000						
			SOL	BS-5096	Ø wheel 15` in; PR 1LE; PR 1LU; 01/96->; ->04/97; ch.70-T-200001->; ->ch.70-V-150000; ch.70-W-000001->; ->ch.70-X-250000; 05/97->; ->04/99; ch.70-Y-000001->; ->ch.70-1-000954; 05/99->; ->05/00; ch.70-1-000955->; ->ch.70-3-250000; 06/00->				DRUM	BS-5450	- ABS
2.5 TDI	75/102	09/95->04/03	VEN	BS-5612	Ø wheel 16` in; PR 1LB; 05/97->; ->04/99; ch.70-W-000001->; ->ch.70-X-250000; ch.70-Y-000001->; ->ch.70-1-000954; 05/99->; ->05/00	VEN	BS-5846	Ø wheel 16` in; PR 1LB; 06/00->; ch.70-1-000955->; ->ch.70-3-250000			
			VEN	BS-5612	Ø wheel 16` in; PR 1LB; 05/97->; ->04/99; ch.70-W-000001->; ->ch.70-X-250000; ch.70-Y-000001->; ->ch.70-1-000954; 05/99->; ->05/00						
			VEN	BS-5846	Ø wheel 16` in; PR 1LB; 06/00->; ch.70-1-000955->; ->ch.70-3-250000						



kW/HP



Type



Type



2.5 TDI	65/88	12/98->04/03	VEN	BS-5092	Ø wheel 15` in; PR 1LE; ch.70-M-000001->; ->ch.70-T-199000			
			SOL	BS-5093	Ø wheel 15` in; PR 1LP; ch.70-T-200001->; ->ch.70-V-150000; ch.70-W-000001->; ->ch.70-X-250000; ->04/99; ch.70-Y-000001->; ->ch.70-1-000954; 05/99->; ->05/00; ch.70-1-000955->; ->ch.70-3-250000; 06/00->			
			SOL	BS-5095	Ø wheel 15` in; PR 1LP; ch.70-M-000001->; ->ch.70-T-199000	SOL	BS-5094	Ø wheel 15` in; PR 200; ch.70-T-200001->; ->ch.70-T-300000; ch.70-V-000001->; ->ch.70-V-150000; ch.70-W-000001->; ->ch.70-3-250000
			SOL	BS-5096	Ø wheel 15` in; PR 1LE; PR 1LU; ch.70-T-200001->; ->ch.70-V-150000; ch.70-W-000001->; ->ch.70-X-250000; ->04/99; ch.70-Y-000001->; ->ch.70-1-000954; 05/99->; ->05/00; ch.70-1-000955->; ->ch.70-3-250000; 06/00->			
			VEN	BS-5612	Ø wheel 16` in; PR 1LB; ->04/99; ch.70-W-000001->; ->ch.70-X-250000; ch.70-Y-000001->; ->ch.70-1-000954; 05/99->; ->05/00			
			VEN	BS-5846	Ø wheel 16` in; PR 1LB; 06/00->; ch.70-1-000955->; ->ch.70-3-250000			
2.5 TDI Syncro	75/102	09/95->04/03	VEN	BS-5092	Ø wheel 15` in; PR 1LE; ch.70-R-000001->; ->ch.70-S-200000	SOL	BS-5094	Ø wheel 15` in; PR 200; ch.70-T-000001->; ->ch.70-T-199999; ->12/95; ch.70-T-200001->; ->ch.70-3-200000; 01/96->
			SOL	BS-5093	Ø wheel 15` in; PR 1LP; ch.70-T-200001->; ->ch.70-X-250000; 01/96->; ->04/99; ch.70-Y-000001->; ->ch.70-3-200000; 05/99->			
			SOL	BS-5095	Ø wheel 15` in; PR 1LP; ch.70-R-000001->; ->ch.70-S-200000; ch.70-T-000001->; ->ch.70-T-199999; ->12/95			
			SOL	BS-5096	Ø wheel 15` in; PR 1LE; PR 1LU; ch.70-T-000001->; ->ch.70-T-199999; ->12/95; ch.70-T-200001->; ->ch.70-X-250000; 01/96->; ->04/99; ch.70-Y-000001->; ->ch.70-3-200000; 05/99->	DRUM	BS-5450	->04/96
			VEN	BS-5846	Ø wheel 16` in; PR 1LB; ch.70-T-200001->; ->ch.70-X-250000; 01/96->; ->04/99; ch.70-Y-000001->; ->ch.70-3-200000; 05/99->			
2.8 VR6	103/140	05/96->05/00	VEN	BS-5092	Ø wheel 15` in; PR 1LE; ch.70-M-000001->; ->ch.70-T-199000			
			SOL	BS-5093	Ø wheel 15` in; PR 1LP; ->04/97; ch.70-T-200001->; ->ch.70-V-150000; ch.70-W-000001->; ->ch.70-X-250000; 05/97->; ->04/99; ch.70-Y-000001->; ->ch.70-1-000954; 05/99->; ch.70-1-000955->; ->ch.70-3-250000			
			SOL	BS-5095	Ø wheel 15` in; PR 1LP; ch.70-M-000001->; ->ch.70-T-199000	SOL	BS-5094	Ø wheel 15` in; PR 200; ch.70-T-200001->; ->ch.70-T-300000; ch.70-V-000001->; ->ch.70-V-150000; ->04/97; ch.70-W-000001->; ->ch.70-3-250000; 05/97->
			SOL	BS-5096	Ø wheel 15` in; PR 1LE; PR 1LU; ->04/97; ch.70-T-200001->; ->ch.70-V-150000; ch.70-W-000001->; ->ch.70-X-250000; 05/97->; ->04/99; ch.70-Y-000001->; ->ch.70-1-000954; 05/99->; ch.70-1-000955->; ->ch.70-3-250000			
			VEN	BS-5612	Ø wheel 16` in; PR 1LB; 05/97->; ->04/99; ch.70-W-000001->; ->ch.70-X-250000; ch.70-Y-000001->; ->ch.70-1-000954; 05/99->			
			VEN	BS-5846	Ø wheel 16` in; PR 1LB; ch.70-1-000955->; ->ch.70-3-250000			



kW/HP



Type



Type















2.8 VR6	150/204	06/00->04/03	VEN	BS-5092	Ø wheel 15` in; PR 1LE; ch.70-M-000001->; ->ch.70-T-199000			
			SOL	BS-5093	Ø wheel 15` in; PR 1LP; ch.70-T-200001->; ->ch.70-V-150000; ch.70-W-000001->; ->ch.70-X-250000; ch.70-Y-000001->; ->ch.70-1-000954; ch.70-1-000955->; ->ch.70-3-250000			
			SOL	BS-5095	Ø wheel 15` in; PR 1LP; ch.70-M-000001->; ->ch.70-T-199000	SOL	BS-5094	Ø wheel 15` in; PR 200; ch.70-T-200001->; ->ch.70-T-300000; ch.70-V-000001->; ->ch.70-V-150000; ch.70-W-000001->; ->ch.70-3-250000
			SOL	BS-5096	Ø wheel 15` in; PR 1LE; PR 1LU; ch.70-T-200001->; ->ch.70-V-150000; ch.70-W-000001->; ->ch.70-X-250000; ch.70-Y-000001->; ->ch.70-1-000954; ch.70-1-000955->; ->ch.70-3-250000			
			VEN	BS-5612	Ø wheel 16` in; PR 1LB; ch.70-W-000001->; ->ch.70-X-250000; ch.70-Y-000001->; ->ch.70-1-000954			
			VEN	BS-5846	Ø wheel 16` in; PR 1LB; ch.70-1-000955->; ->ch.70-3-250000			

## TRANSPORTER IV Bus (70XB, 70XC, 7DB, 7DW, 7DK)

1.8	49/67	12/90->07/92	VEN	BS-5092	Ø wheel 15` in; PR 1LE; ch.70-M-000001->; ->ch.70-T-199000			
			SOL	BS-5093	Ø wheel 15` in; PR 1LP; ch.70-T-200001->; ->ch.70-V-150000; ch.70-W-000001->; ->ch.70-X-250000; ch.70-Y-000001->; ->ch.70-1-000954; ch.70-1-000955->; ->ch.70-3-250000	SOL	BS-5094	Ø wheel 15` in; PR 200; ch.70-T-200001->; ->ch.70-T-300000; ch.70-V-000001->; ->ch.70-V-150000; ch.70-W-000001->; ->ch.70-3-250000
			SOL	BS-5095	Ø wheel 15` in; PR 1LP; ch.70-M-000001->; ->ch.70-T-199000			
			SOL	BS-5096	Ø wheel 15` in; PR 1LE; PR 1LU; ch.70-T-200001->; ->ch.70-V-150000; ch.70-W-000001->; ->ch.70-X-250000; ch.70-Y-000001->; ->ch.70-1-000954; ch.70-1-000955->; ->ch.70-3-250000	DRUM	BS-5450	
			VEN	BS-5612	Ø wheel 16` in; PR 1LB; ch.70-W-000001->; ->ch.70-X-250000; ch.70-Y-000001->; ->ch.70-1-000954			
			VEN	BS-5846	Ø wheel 16` in; PR 1LB; ch.70-1-000955->; ->ch.70-3-250000			
1.9 D	44/60	09/90->12/95	VEN	BS-5092	Ø wheel 15` in; PR 1LE; ch.70-M-000001->; ->ch.70-T-199000			
			SOL	BS-5093	Ø wheel 15` in; PR 1LP; ch.70-T-200001->; ->ch.70-V-150000; ch.70-W-000001->; ->ch.70-X-250000; ch.70-Y-000001->; ->ch.70-1-000954; ch.70-1-000955->; ->ch.70-3-250000	SOL	BS-5094	Ø wheel 15` in; PR 200; ch.70-T-200001->; ->ch.70-T-300000; ch.70-V-000001->; ->ch.70-V-150000; ch.70-W-000001->; ->ch.70-3-250000
			SOL	BS-5095	Ø wheel 15` in; PR 1LP; ch.70-M-000001->; ->ch.70-T-199000			
			SOL	BS-5096	Ø wheel 15` in; PR 1LE; PR 1LU; ch.70-T-200001->; ->ch.70-V-150000; ch.70-W-000001->; ->ch.70-X-250000; ch.70-Y-000001->; ->ch.70-1-000954; ch.70-1-000955->; ->ch.70-3-250000	DRUM	BS-5450	->07/95; Ø wheel 15` in
			VEN	BS-5612	Ø wheel 16` in; PR 1LB; ch.70-W-000001->; ->ch.70-X-250000; ch.70-Y-000001->; ->ch.70-1-000954			
			VEN	BS-5846	Ø wheel 16` in; PR 1LB; ch.70-1-000955->; ->ch.70-3-250000			
1.9 D	45/61	09/90->12/95	SOL	BS-5095	Ø wheel 15` in	DRUM	BS-5450	



	kw/HP		Type			Type				
1.9 TD	50/68	10/92->04/03	SOL	BS-5093	PR 1LP	SOL	BS-5094	+ ABS; ->12/98		
			SOL	BS-5095	Ø wheel 15` in					
			SOL	BS-5096	PR 1LE	DRUM	BS-5450	- ABS		
2.0	62/84	09/90->04/03	VEN	BS-5092	Ø wheel 15` in; PR 1LE; ->12/95; ch.70-M-000001->; ->ch.70-T-199000	SOL	BS-5094	Ø wheel 15` in; PR 200; 01/96->; ->04/96; ch.70-T-200001->; ->ch.70-T-300000; ch.70-V-000001->; ->ch.70-V-150000; 05/96->; ->04/97; ch.70-W-000001->; ->ch.70-3-250000; 05/97->		
			SOL	BS-5093	Ø wheel 15` in; PR 1LP; 01/96->; ->04/97; ch.70-T-200001->; ->ch.70-V-150000; ch.70-W-000001->; ->ch.70-X-250000; 05/97->; ->04/99; ch.70-Y-000001->; ->ch.70-1-000954; 05/99->; ->05/00; ch.70-1-000955->; ->ch.70-3-250000; 06/00->					
			SOL	BS-5095	Ø wheel 15` in; PR 1LP; ->12/95; ch.70-M-000001->; ->ch.70-T-199000					
			SOL	BS-5096	Ø wheel 15` in; PR 1LE; PR 1LU; 01/96->; ->04/97; ch.70-T-200001->; ->ch.70-V-150000; ch.70-W-000001->; ->ch.70-X-250000; 05/97->; ->04/99; ch.70-Y-000001->; ->ch.70-1-000954; 05/99->; ->05/00; ch.70-1-000955->; ->ch.70-3-250000; 06/00->				DRUM	BS-5450
			VEN	BS-5612	Ø wheel 16` in; PR 1LB; 05/97->; ->04/99; ch.70-W-000001->; ->ch.70-X-250000; ch.70-Y-000001->; ->ch.70-1-000954; 05/99->; ->05/00					
			VEN	BS-5846	Ø wheel 16` in; PR 1LB; 06/00->; ch.70-1-000955->; ->ch.70-3-250000					
2.4 D	55/75	08/97->04/03	VEN	BS-5092	Ø wheel 15` in; PR 1LE; ch.70-M-000001->; ->ch.70-T-199000	SOL	BS-5094	Ø wheel 15` in; PR 200; ch.70-T-200001->; ->ch.70-T-300000; ch.70-V-000001->; ->ch.70-V-150000; ch.70-W-000001->; ->ch.70-3-250000		
			SOL	BS-5093	Ø wheel 15` in; PR 1LP; ch.70-T-200001->; ->ch.70-V-150000; ch.70-W-000001->; ->ch.70-X-250000; ->04/99; ch.70-Y-000001->; ->ch.70-1-000954; 05/99->; ->05/00; ch.70-1-000955->; ->ch.70-3-250000; 06/00->					
			SOL	BS-5095	Ø wheel 15` in; PR 1LP; ch.70-M-000001->; ->ch.70-T-199000					
			SOL	BS-5096	Ø wheel 15` in; PR 1LE; PR 1LU; ch.70-T-200001->; ->ch.70-V-150000; ch.70-W-000001->; ->ch.70-X-250000; ->04/99; ch.70-Y-000001->; ->ch.70-1-000954; 05/99->; ->05/00; ch.70-1-000955->; ->ch.70-3-250000; 06/00->					
			VEN	BS-5612	Ø wheel 16` in; PR 1LB; ->04/99; ch.70-W-000001->; ->ch.70-X-250000; ch.70-Y-000001->; ->ch.70-1-000954; 05/99->; ->05/00					
			VEN	BS-5846	Ø wheel 16` in; PR 1LB; 06/00->; ch.70-1-000955->; ->ch.70-3-250000					
2.4 D	57/78	09/90->04/98	VEN	BS-5092	Ø wheel 15` in; PR 1LE; ->12/95; ch.70-M-000001->; ->ch.70-T-199000	SOL	BS-5094	Ø wheel 15` in; PR 200; 01/96->; ->04/96; ch.70-T-200001->; ->ch.70-T-300000; ch.70-V-000001->; ->ch.70-V-150000; 05/96->; ->04/97; ch.70-W-000001->; ->ch.70-3-250000; 05/97->		
			SOL	BS-5093	Ø wheel 15` in; PR 1LP; 01/96->; ->04/97; ch.70-T-200001->; ->ch.70-V-150000; ch.70-W-000001->; ->ch.70-X-250000; 05/97->; ->ch.70-Y-000001->; ->ch.70-1-000954; ch.70-1-000955->; ->ch.70-3-250000					
			SOL	BS-5095	Ø wheel 15` in; PR 1LP; ->12/95; ch.70-M-000001->; ->ch.70-T-199000					
			SOL	BS-5096	Ø wheel 15` in; PR 1LE; PR 1LU; 01/96->; ->04/97; ch.70-T-200001->; ->ch.70-V-150000; ch.70-W-000001->; ->ch.70-X-250000; 05/97->; ->ch.70-Y-000001->; ->ch.70-1-000954; ch.70-1-000955->; ->ch.70-3-250000				DRUM	BS-5450
			VEN	BS-5612	Ø wheel 16` in; PR 1LB; 05/97->; ch.70-W-000001->; ->ch.70-X-250000; ch.70-Y-000001->; ->ch.70-1-000954					
			VEN	BS-5846	Ø wheel 16` in; PR 1LB; ch.70-1-000955->; ->ch.70-3-250000					

	<b>kw/HP</b>		<b>Type</b>			<b>Type</b>					
2.4 D Syncro	57/78	10/92->09/98	VEN	BS-5092	Ø wheel 15` in; PR 1LE; ch.70-R-000001->; ->ch.70-S-200000; ->07/95	SOL	BS-5094	Ø wheel 15` in; PR 200; ch.70-T-000001->; ->ch.70-T-199999; 07/95->; ->12/95; ch.70-T-200001->; ->ch.70-3-200000; 01/96->			
			SOL	BS-5093	Ø wheel 15` in; PR 1LP; ch.70-T-200001->; ->ch.70-X-250000; 01/96->; ch.70-Y-000001->; ->ch.70-3-200000						
			SOL	BS-5095	Ø wheel 15` in; PR 1LP; ch.70-R-000001->; ->ch.70-S-200000; ->07/95; ch.70-T-000001->; ->ch.70-T-199999; 07/95->; ->12/95						
			SOL	BS-5096	Ø wheel 15` in; PR 1LE; PR 1LU; ch.70-T-000001->; ->ch.70-T-199999; 07/95->; ->12/95; ch.70-T-200001->; ->ch.70-X-250000; 01/96->; ch.70-Y-000001->; ->ch.70-3-200000				DRUM	BS-5450	->04/96
			VEN	BS-5846	Ø wheel 16` in; PR 1LB; ch.70-T-200001->; ->ch.70-X-250000; 01/96->; ch.70-Y-000001->; ->ch.70-3-200000						
2.5	85/115	08/96->04/03	VEN	BS-5092	Ø wheel 15` in; PR 1LE; ch.70-M-000001->; ->ch.70-T-199000	SOL	BS-5094	Ø wheel 15` in; PR 200; ch.70-T-200001->; ->ch.70-T-300000; ch.70-V-000001->; ->ch.70-V-150000; ->04/97; ch.70-W-000001->; ->ch.70-3-250000; 05/97->			
			SOL	BS-5093	Ø wheel 15` in; PR 1LP; ->04/97; ch.70-T-200001->; ->ch.70-V-150000; ch.70-W-000001->; ->ch.70-X-250000; 05/97->; ->04/99; ch.70-Y-000001->; ->ch.70-1-000954; 05/99->; ->05/00; ch.70-1-000955->; ->ch.70-3-250000; 06/00->						
			SOL	BS-5095	Ø wheel 15` in; PR 1LP; ch.70-M-000001->; ->ch.70-T-199000						
			SOL	BS-5096	Ø wheel 15` in; PR 1LE; PR 1LU; ->04/97; ch.70-T-200001->; ->ch.70-V-150000; ch.70-W-000001->; ->ch.70-X-250000; 05/97->; ->04/99; ch.70-Y-000001->; ->ch.70-1-000954; 05/99->; ->05/00; ch.70-1-000955->; ->ch.70-3-250000; 06/00->						
			VEN	BS-5612	Ø wheel 16` in; PR 1LB; 05/97->; ->04/99; ch.70-W-000001->; ->ch.70-X-250000; ch.70-Y-000001->; ->ch.70-1-000954; 05/99->; ->05/00						
2.5	81/110	11/90->04/03	VEN	BS-5846	Ø wheel 16` in; PR 1LB; 06/00->; ch.70-1-000955->; ->ch.70-3-250000	SOL	BS-5094	Ø wheel 15` in; PR 200; 01/96->; ->04/96; ch.70-T-200001->; ->ch.70-T-300000; ch.70-V-000001->; ->ch.70-V-150000; 05/96->; ->04/97; ch.70-W-000001->; ->ch.70-3-250000; 05/97->			
			VEN	BS-5092	Ø wheel 15` in; PR 1LE; ->12/95; ch.70-M-000001->; ->ch.70-T-199000						
			SOL	BS-5093	Ø wheel 15` in; PR 1LP; 01/96->; ->04/97; ch.70-T-200001->; ->ch.70-V-150000; ch.70-W-000001->; ->ch.70-X-250000; 05/97->; ->04/99; ch.70-Y-000001->; ->ch.70-1-000954; 05/99->; ->05/00; ch.70-1-000955->; ->ch.70-3-250000; 06/00->						
			SOL	BS-5095	Ø wheel 15` in; PR 1LP; ->12/95; ch.70-M-000001->; ->ch.70-T-199000						
			SOL	BS-5096	Ø wheel 15` in; PR 1LE; PR 1LU; 01/96->; ->04/97; ch.70-T-200001->; ->ch.70-V-150000; ch.70-W-000001->; ->ch.70-X-250000; 05/97->; ->04/99; ch.70-Y-000001->; ->ch.70-1-000954; 05/99->; ->05/00; ch.70-1-000955->; ->ch.70-3-250000; 06/00->				DRUM	BS-5450	->04/96; Ø wheel 15` in
			VEN	BS-5612	Ø wheel 16` in; PR 1LB; 05/97->; ->04/99; ch.70-W-000001->; ->ch.70-X-250000; ch.70-Y-000001->; ->ch.70-1-000954; 05/99->; ->05/00						
			VEN	BS-5846	Ø wheel 16` in; PR 1LB; 06/00->; ch.70-1-000955->; ->ch.70-3-250000						



kW/HP









Type



Type



2.5 Syncro	85/115	07/96->04/03	VEN	BS-5092	Ø wheel 15` in; PR 1LE; ch.70-R-000001->; ->ch.70-S-200000	SOL	BS-5094	Ø wheel 15` in; PR 200; ch.70-T-000001->; ->ch.70-T-199999; ch.70-T-200001->; ->ch.70-3-200000
			SOL	BS-5093	Ø wheel 15` in; PR 1LP; ch.70-T-200001->; ->ch.70-X-250000; ->04/99; ch.70-Y-000001->; ->ch.70-3-200000; 05/99->			
			SOL	BS-5095	Ø wheel 15` in; PR 1LP; ch.70-R-000001->; ->ch.70-S-200000; ch.70-T-000001->; ->ch.70-T-199999			
			SOL	BS-5096	Ø wheel 15` in; PR 1LE; PR 1LU; ch.70-T-000001->; ->ch.70-T-199999; ch.70-T-200001->; ->ch.70-X-250000; ->04/99; ch.70-Y-000001->; ->ch.70-3-200000; 05/99->			
			VEN	BS-5846	Ø wheel 16` in; PR 1LB; ch.70-T-200001->; ->ch.70-X-250000; ->04/99; ch.70-Y-000001->; ->ch.70-3-200000; 05/99->			
2.5 Syncro	81/110	11/92->04/03	VEN	BS-5092	Ø wheel 15` in; PR 1LE; ch.70-R-000001->; ->ch.70-S-200000; ->07/95	SOL	BS-5094	Ø wheel 15` in; PR 200; ch.70-T-000001->; ->ch.70-T-199999; 07/95->; ->12/95; ch.70-T-200001->; ->ch.70-3-200000; 01/96->
			SOL	BS-5093	Ø wheel 15` in; PR 1LP; ch.70-T-200001->; ->ch.70-X-250000; 01/96->; ->04/99; ch.70-Y-000001->; ->ch.70-3-200000; 05/99->			
			SOL	BS-5095	Ø wheel 15` in; PR 1LP; ch.70-R-000001->; ->ch.70-S-200000; ->07/95; ch.70-T-000001->; ->ch.70-T-199999; 07/95->; ->12/95			
			SOL	BS-5096	Ø wheel 15` in; PR 1LE; PR 1LU; ch.70-T-000001->; ->ch.70-T-199999; 07/95->; ->12/95; ch.70-T-200001->; ->ch.70-X-250000; 01/96->; ->04/99; ch.70-Y-000001->; ->ch.70-3-200000; 05/99->			
			VEN	BS-5846	Ø wheel 16` in; PR 1LB; ch.70-T-200001->; ->ch.70-X-250000; 01/96->; ->04/99; ch.70-Y-000001->; ->ch.70-3-200000; 05/99->			
2.5 TDI	65/88	05/98->04/03	SOL	BS-5093	Ø wheel 15` in; PR 1LP; ch.70-W-000001->; ->ch.70-X-250000; ->04/99; ch.70-Y-000001->; ->ch.70-1-000954; 05/99->; ->05/00; ch.70-1-000955->; ->ch.70-3-250000; 06/00->	SOL	BS-5094	Ø wheel 15` in; PR 200; ch.70-T-200001->; ->ch.70-T-300000; ch.70-V-000001->; ->ch.70-V-150000; ch.70-W-000001->; ->ch.70-3-250000
			SOL	BS-5096	Ø wheel 15` in; PR 1LE; PR 1LU; ch.70-W-000001->; ->ch.70-X-250000; ->04/99; ch.70-Y-000001->; ->ch.70-1-000954; 05/99->; ->05/00; ch.70-1-000955->; ->ch.70-3-250000; 06/00->			
			VEN	BS-5612	Ø wheel 16` in; PR 1LB; ->04/99; ch.70-W-000001->; ->ch.70-X-250000; ch.70-Y-000001->; ->ch.70-1-000954; 05/99->; ->05/00			
			VEN	BS-5846	Ø wheel 16` in; PR 1LB; 06/00->; ch.70-1-000955->; ->ch.70-3-250000			
			VEN	BS-5092	Ø wheel 15` in; PR 1LE; ch.70-M-000001->; ->ch.70-T-199000			
2.5 TDI	111/151	05/98->04/03	SOL	BS-5093	Ø wheel 15` in; PR 1LP; ch.70-T-200001->; ->ch.70-V-150000; ch.70-W-000001->; ->ch.70-X-250000; ->04/99; ch.70-Y-000001->; ->ch.70-1-000954; 05/99->; ->05/00; ch.70-1-000955->; ->ch.70-3-250000; 06/00->	SOL	BS-5094	Ø wheel 15` in; PR 200; ch.70-T-200001->; ->ch.70-T-300000; ch.70-V-000001->; ->ch.70-V-150000; ch.70-W-000001->; ->ch.70-3-250000
			SOL	BS-5095	Ø wheel 15` in; PR 1LP; ch.70-M-000001->; ->ch.70-T-199000			
			SOL	BS-5096	Ø wheel 15` in; PR 1LE; PR 1LU; ch.70-T-200001->; ->ch.70-V-150000; ch.70-W-000001->; ->ch.70-X-250000; ->04/99; ch.70-Y-000001->; ->ch.70-1-000954; 05/99->; ->05/00; ch.70-1-000955->; ->ch.70-3-250000; 06/00->			
			VEN	BS-5612	Ø wheel 16` in; PR 1LB; ->04/99; ch.70-W-000001->; ->ch.70-X-250000; ch.70-Y-000001->; ->ch.70-1-000954; 05/99->; ->05/00			
			VEN	BS-5846	Ø wheel 16` in; PR 1LB; 06/00->; ch.70-1-000955->; ->ch.70-3-250000			

	<b>kW/HP</b>		<b>Type</b>			<b>Type</b>		
2.5 TDI	75/102	09/95->04/03	SOL	BS-5093	PR 1LP	SOL	BS-5094	->12/98; 01/99->; PR 200
			SOL	BS-5096	PR 1LE; PR 1LU			
			VEN	BS-5612	PR 1LB; ->ch.701000954	DRUM	BS-5450	->04/96
			VEN	BS-5846	PR 1LB; ch.70-1-000955->			
2.5 TDI Syncro	75/102	01/96->04/03	VEN	BS-5092	Ø wheel 15` in; PR 1LE; ch.70-R-000001->; ->ch.70-S-200000	SOL	BS-5094	Ø wheel 15` in; PR 200; ch.70-T-000001->; ->ch.70-T-199999; ch.70-T-200001->; ->ch.70-3-200000
			SOL	BS-5093	Ø wheel 15` in; PR 1LP; ch.70-T-200001->; ->ch.70-X-250000; ->04/99; ch.70-Y-000001->; ->ch.70-3-200000; 05/99->			
			SOL	BS-5095	Ø wheel 15` in; PR 1LP; ch.70-R-000001->; ->ch.70-S-200000; ch.70-T-000001->; ->ch.70-T-199999	DRUM	BS-5450	->04/96
			SOL	BS-5096	Ø wheel 15` in; PR 1LE; PR 1LU; ch.70-T-000001->; ->ch.70-T-199999; ch.70-T-200001->; ->ch.70-X-250000; ->04/99; ch.70-Y-000001->; ->ch.70-3-200000; 05/99->			
			VEN	BS-5846	Ø wheel 16` in; PR 1LB; ch.70-T-200001->; ->ch.70-X-250000; ->04/99; ch.70-Y-000001->; ->ch.70-3-200000; 05/99->			
			VEN	BS-5092	Ø wheel 15` in; PR 1LE; ->12/95; ch.70-M-000001->; ->ch.70-T-199000			
2.8 VR 6	103/140	11/95->04/00	SOL	BS-5093	Ø wheel 15` in; PR 1LP; 01/96->; ->04/97; ch.70-T-200001->; ->ch.70-V-150000; ch.70-W-000001->; ->ch.70-X-250000; 05/97->; ->04/99; ch.70-Y-000001->; ->ch.70-1-000954; 05/99->; ch.70-1-000955->; ->ch.70-3-250000	SOL	BS-5094	Ø wheel 15` in; PR 200; 01/96->; ->04/96; ch.70-T-200001->; ->ch.70-T-300000; ch.70-V-000001->; ->ch.70-V-150000; 05/96->; ->04/97; ch.70-W-000001->; ->ch.70-3-250000; 05/97->
			SOL	BS-5096	Ø wheel 15` in; PR 1LE; PR 1LU; 01/96->; ->04/97; ch.70-T-200001->; ->ch.70-V-150000; ch.70-W-000001->; ->ch.70-X-250000; 05/97->; ->04/99; ch.70-Y-000001->; ->ch.70-1-000954; 05/99->; ch.70-1-000955->; ->ch.70-3-250000			
			VEN	BS-5612	Ø wheel 16` in; PR 1LB; 05/97->; ->04/99; ch.70-W-000001->; ->ch.70-X-250000; ch.70-Y-000001->; ->ch.70-1-000954; 05/99->	VEN	BS-5846	->04/96
			VEN	BS-5846	Ø wheel 16` in; PR 1LB; ch.70-1-000955->; ->ch.70-3-250000			
			VEN	BS-5092	Ø wheel 15` in; PR 1LE; ch.70-M-000001->; ->ch.70-T-199000			
			SOL	BS-5093	Ø wheel 15` in; PR 1LP; ch.70-T-200001->; ->ch.70-V-150000; ch.70-W-000001->; ->ch.70-X-250000; ch.70-Y-000001->; ->ch.70-1-000954; ->05/00; ch.70-1-000955->; ->ch.70-3-250000; 06/00->			
2.8 VR6	150/204	04/00->04/03	SOL	BS-5095	Ø wheel 15` in; PR 1LP; ch.70-M-000001->; ->ch.70-T-199000	SOL	BS-5094	Ø wheel 15` in; PR 200; ch.70-T-200001->; ->ch.70-T-300000; ch.70-V-000001->; ->ch.70-V-150000; ch.70-W-000001->; ->ch.70-3-250000
			SOL	BS-5096	Ø wheel 15` in; PR 1LE; PR 1LU; ch.70-T-200001->; ->ch.70-V-150000; ch.70-W-000001->; ->ch.70-X-250000; ch.70-Y-000001->; ->ch.70-1-000954; ->05/00; ch.70-1-000955->; ->ch.70-3-250000; 06/00->			
			VEN	BS-5612	Ø wheel 16` in; PR 1LB; ch.70-W-000001->; ->ch.70-X-250000; ch.70-Y-000001->; ->ch.70-1-000954; ->05/00	VEN	BS-5846	->04/96
			VEN	BS-5846	Ø wheel 16` in; PR 1LB; 06/00->; ch.70-1-000955->; ->ch.70-3-250000			



kW/HP



Type















Type









## TRANSPORTER IV Platform/Chassis (70XD)

Model	kW/HP	Year Range	Type	Code	Description	Type	Code	Description
1.9 D	45/61	07/90->12/95	VEN	BS-5092	Ø wheel 15` in; PR 1LE; ch.70-M-000001->; ->ch.70-T-199000	SOL	BS-5094	Ø wheel 15` in; PR 200; ch.70-T-200001->; ->ch.70-T-300000
			SOL	BS-5093	Ø wheel 15` in; PR 1LP; ch.70-T-200001->; ->ch.70-V-150000			
			SOL	BS-5095	Ø wheel 15` in; PR 1LP; ch.70-M-000001->; ->ch.70-T-199000			
			SOL	BS-5096	Ø wheel 15` in; PR 1LE; PR 1LU; ch.70-T-200001->; ->ch.70-V-150000			
			VEN	BS-5612	Ø wheel 16` in; PR 1LB; ch.70-W-000001->; ->ch.70-X-250000			
VEN	BS-5846	Ø wheel 16` in; PR 1LB; ch.70-1-000955->; ->ch.70-3-250000	DRUM	BS-5450	->07/95; Ø wheel 15` in			
1.9 D	44/60	09/90->12/95	SOL	BS-5095	Ø wheel 15` in	DRUM	BS-5450	
1.9 TD	50/68	10/92->04/03	VEN	BS-5092	Ø wheel 15` in; PR 1LE; ->12/95; ch.70-M-000001->; ->ch.70-T-199000	SOL	BS-5094	Ø wheel 15` in; PR 200; 01/96->; ->04/96; ch.70-T-200001->; ->ch.70-T-300000; ch.70-V-000001->; ->ch.70-V-150000; 05/96->; ->04/97; ch.70-W-000001->; ->ch.70-3-250000; 06/00->
			SOL	BS-5093	Ø wheel 15` in; PR 1LP; 01/96->; ->04/97; ch.70-T-200001->; ->ch.70-V-150000; ch.70-W-000001->; ->ch.70-X-250000; 05/97->; ->04/99; ch.70-Y-000001->; ->ch.70-1-000954; 05/99->; ->05/00; ch.70-1-000955->; ->ch.70-3-250000; 06/00->			
			SOL	BS-5095	Ø wheel 15` in; PR 1LP; ->12/95; ch.70-M-000001->; ->ch.70-T-199000			
			SOL	BS-5096	Ø wheel 15` in; PR 1LE; PR 1LU; 01/96->; ->04/97; ch.70-T-200001->; ->ch.70-V-150000; ch.70-W-000001->; ->ch.70-X-250000; 05/97->; ->04/99; ch.70-Y-000001->; ->ch.70-1-000954; 05/99->; ->05/00; ch.70-1-000955->; ->ch.70-3-250000; 06/00->			
			VEN	BS-5357				
VEN	BS-5612	Ø wheel 16` in; PR 1LB; 05/97->; ->04/99; ch.70-W-000001->; ->ch.70-X-250000; ch.70-Y-000001->; ->ch.70-1-000954; 05/99->; ->05/00	DRUM	BS-5450	07/94->; ->04/96; Ø wheel 15` in			
VEN	BS-5846	Ø wheel 16` in; PR 1LB; 06/00->; ch.70-1-000955->; ->ch.70-3-250000						
2.0	62/84	07/90->04/03	SOL	BS-5093	PR 1LP	SOL	BS-5094	->12/98; + ABS
			SOL	BS-5095	Ø wheel 15` in			
			SOL	BS-5096	PR 1LE	DRUM	BS-5450	->04/96; Ø wheel 15` in
2.4 D	55/75	08/97->04/03	VEN	BS-5092	Ø wheel 15` in; PR 1LE; ch.70-M-000001->; ->ch.70-T-199000	SOL	BS-5094	Ø wheel 15` in; PR 200; ch.70-T-200001->; ->ch.70-T-300000; ch.70-V-000001->; ->ch.70-V-150000; ch.70-W-000001->; ->ch.70-3-250000
			SOL	BS-5093	Ø wheel 15` in; PR 1LP; ch.70-T-200001->; ->ch.70-V-150000; ch.70-W-000001->; ->ch.70-X-250000; ->04/99; ch.70-Y-000001->; ->ch.70-1-000954; 05/99->; ->05/00; ch.70-1-000955->; ->ch.70-3-250000; 06/00->			
			SOL	BS-5095	Ø wheel 15` in; PR 1LP; ch.70-M-000001->; ->ch.70-T-199000			
			SOL	BS-5096	Ø wheel 15` in; PR 1LE; PR 1LU; ch.70-T-200001->; ->ch.70-V-150000; ch.70-W-000001->; ->ch.70-X-250000; ->04/99; ch.70-Y-000001->; ->ch.70-1-000954; 05/99->; ->05/00; ch.70-1-000955->; ->ch.70-3-250000; 06/00->			
			VEN	BS-5612	Ø wheel 16` in; PR 1LB; ->04/99; ch.70-W-000001->; ->ch.70-X-250000; ch.70-Y-000001->; ->ch.70-1-000954; 05/99->; ->05/00			
VEN	BS-5846	Ø wheel 16` in; PR 1LB; 06/00->; ch.70-1-000955->; ->ch.70-3-250000						

	kw/HP		Type			Type					
2.4 D	57/78	09/90->04/98	VEN	BS-5092	Ø wheel 15` in; PR 1LE; ->12/95; ch.70-M-000001->; ->ch.70-T-199000	SOL	BS-5094	Ø wheel 15` in; PR 200; 01/96->; ->04/96; ch.70-T-200001->; ->ch.70-T-300000; ch.70-V-000001->; ->ch.70-V-150000; 05/96->; ->04/97; ch.70-W-000001->; ->ch.70-3-250000; 05/97->			
			SOL	BS-5093	Ø wheel 15` in; PR 1LP; 01/96->; ->04/97; ch.70-T-200001->; ->ch.70-V-150000; ch.70-W-000001->; ->ch.70-X-250000; 05/97->; ch.70-Y-000001->; ->ch.70-1-000954; ch.70-1-000955->; ->ch.70-3-250000						
			SOL	BS-5095	Ø wheel 15` in; PR 1LP; ->12/95; ch.70-M-000001->; ->ch.70-T-199000						
			SOL	BS-5096	Ø wheel 15` in; PR 1LE; PR 1LU; 01/96->; ->04/97; ch.70-T-200001->; ->ch.70-V-150000; ch.70-W-000001->; ->ch.70-X-250000; 05/97->; ch.70-Y-000001->; ->ch.70-1-000954; ch.70-1-000955->; ->ch.70-3-250000				DRUM	BS-5450	->04/96; - ABS
			VEN	BS-5612	Ø wheel 16` in; PR 1LB; 05/97->; ch.70-W-000001->; ->ch.70-X-250000; ch.70-Y-000001->; ->ch.70-1-000954						
			VEN	BS-5846	Ø wheel 16` in; PR 1LB; ch.70-1-000955->; ->ch.70-3-250000						
2.4 D Syncro	57/78	10/92->09/98	VEN	BS-5092	->12/97; PR 1LE	SOL	BS-5094	01/96->			
			SOL	BS-5093	01/98->; PR 1LP						
			SOL	BS-5095	->12/97; PR 1LP	DRUM	BS-5450	->04/96			
			SOL	BS-5096	01/98->; PR 1LE; PR 1LU						
2.5	85/115	08/96->04/03	VEN	BS-5092	Ø wheel 15` in; PR 1LE; ch.70-M-000001->; ->ch.70-T-199000	SOL	BS-5094	Ø wheel 15` in; PR 200; ch.70-T-200001->; ->ch.70-T-300000; ch.70-V-000001->; ->ch.70-V-150000; ->04/97; ch.70-W-000001->; ->ch.70-3-250000; 05/97->			
			SOL	BS-5093	Ø wheel 15` in; PR 1LP; ->04/97; ch.70-T-200001->; ->ch.70-V-150000; ch.70-W-000001->; ->ch.70-X-250000; 05/97->; ->04/99; ch.70-Y-000001->; ->ch.70-1-000954; 05/99->; ->05/00; ch.70-1-000955->; ->ch.70-3-250000; 06/00->						
			SOL	BS-5095	Ø wheel 15` in; PR 1LP; ch.70-M-000001->; ->ch.70-T-199000						
			SOL	BS-5096	Ø wheel 15` in; PR 1LE; PR 1LU; ->04/97; ch.70-T-200001->; ->ch.70-V-150000; ch.70-W-000001->; ->ch.70-X-250000; 05/97->; ->04/99; ch.70-Y-000001->; ->ch.70-1-000954; 05/99->; ->05/00; ch.70-1-000955->; ->ch.70-3-250000; 06/00->						
			VEN	BS-5612	Ø wheel 16` in; PR 1LB; 05/97->; ->04/99; ch.70-W-000001->; ->ch.70-X-250000; ch.70-Y-000001->; ->ch.70-1-000954; 05/99->; ->05/00						
			VEN	BS-5846	Ø wheel 16` in; PR 1LB; 06/00->; ch.70-1-000955->; ->ch.70-3-250000						








	kW/HP		Type			Type					
2.5	81/110	11/90->04/03	VEN	BS-5092	Ø wheel 15` in; PR 1LE; ->12/95; ch.70-M-000001->; ->ch.70-T-199000	SOL	BS-5094	Ø wheel 15` in; PR 200; 01/96->; ->04/96; ch.70-T-200001->; ->ch.70-T-300000; ch.70-V-000001->; ->ch.70-V-150000; 05/96->; ->04/97; ch.70-W-000001->; ->ch.70-3-250000; 06/00->			
			SOL	BS-5093	Ø wheel 15` in; PR 1LP; 01/96->; ->04/97; ch.70-T-200001->; ->ch.70-V-150000; ch.70-W-000001->; ->ch.70-X-250000; 05/97->; ->04/99; ch.70-Y-000001->; ->ch.70-1-000954; 05/99->; ->05/00; ch.70-1-000955->; ->ch.70-3-250000; 06/00->						
			SOL	BS-5095	Ø wheel 15` in; PR 1LP; ->12/95; ch.70-M-000001->; ->ch.70-T-199000						
			SOL	BS-5096	Ø wheel 15` in; PR 1LE; PR 1LU; 01/96->; ->04/97; ch.70-T-200001->; ->ch.70-V-150000; ch.70-W-000001->; ->ch.70-X-250000; 05/97->; ->04/99; ch.70-Y-000001->; ->ch.70-1-000954; 05/99->; ->05/00; ch.70-1-000955->; ->ch.70-3-250000; 06/00->				DRUM	BS-5450	->04/96; Ø wheel 15` in
			VEN	BS-5612	Ø wheel 16` in; PR 1LB; 05/97->; ->04/99; ch.70-W-000001->; ->ch.70-X-250000; ch.70-Y-000001->; ->ch.70-1-000954; 05/99->; ->05/00						
			VEN	BS-5846	Ø wheel 16` in; PR 1LB; 06/00->; ch.70-1-000955->; ->ch.70-3-250000						
2.5 Syncro	85/115	08/96->04/03	VEN	BS-5092	->12/97; PR 1LE	SOL	BS-5094	->12/98			
			SOL	BS-5093	01/98->; PR 1LP						
			SOL	BS-5095	->12/97; PR 1LP						
			SOL	BS-5096	01/98->; PR 1LE; PR 1LU						
2.5 Syncro	81/110	10/92->04/03	VEN	BS-5092	->12/97; PR 1LE	SOL	BS-5094	01/96->; ->12/98			
			SOL	BS-5093	01/98->; PR 1LP						
			SOL	BS-5095	->12/97; PR 1LP						
			SOL	BS-5096	->01/98; PR 1LE; PR 1LU						
			VEN	BS-5846	Ø wheel 16` in; PR 1LB; ch.70-T-200001->; ->ch.70-X-250000; 01/96->; ->04/99; ch.70-Y-000001->; ->ch.70-3-200000; 05/99->	DRUM	BS-5450	->04/96			
2.5 TDI	65/88	05/98->04/03	VEN	BS-5092	Ø wheel 15` in; PR 1LE; ch.70-M-000001->; ->ch.70-T-199000	SOL	BS-5094	Ø wheel 15` in; PR 200; ch.70-T-200001->; ->ch.70-T-300000; ch.70-V-000001->; ->ch.70-V-150000; ch.70-W-000001->; ->ch.70-3-250000			
			SOL	BS-5093	Ø wheel 15` in; PR 1LP; ch.70-T-200001->; ->ch.70-V-150000; ch.70-W-000001->; ->ch.70-X-250000; ->04/99; ch.70-Y-000001->; ->ch.70-1-000954; 05/99->; ->05/00; ch.70-1-000955->; ->ch.70-3-250000; 06/00->						
			SOL	BS-5095	Ø wheel 15` in; PR 1LP; ch.70-M-000001->; ->ch.70-T-199000						
			SOL	BS-5096	Ø wheel 15` in; PR 1LE; PR 1LU; ch.70-T-200001->; ->ch.70-V-150000; ch.70-W-000001->; ->ch.70-X-250000; ->04/99; ch.70-Y-000001->; ->ch.70-1-000954; 05/99->; ->05/00; ch.70-1-000955->; ->ch.70-3-250000; 06/00->						
			VEN	BS-5612	Ø wheel 16` in; PR 1LB; ->04/99; ch.70-W-000001->; ->ch.70-X-250000; ch.70-Y-000001->; ->ch.70-1-000954; 05/99->; ->05/00						
			VEN	BS-5846	Ø wheel 16` in; PR 1LB; 06/00->; ch.70-1-000955->; ->ch.70-3-250000						








	<b>kw/HP</b>		<b>Type</b>			<b>Type</b>					
2.5 TDI	75/102	09/95->04/03	VEN	BS-5092	Ø wheel 15` in; PR 1LE; ->12/95; ch.70-M-000001->; ->ch.70-T-199000	SOL	BS-5094	Ø wheel 15` in; PR 200; 01/96->; ->04/96; ch.70-T-200001->; ->ch.70-T-300000; ch.70-V-000001->; ->ch.70-V-150000; 05/96->; ->04/97; ch.70-W-000001->; ->ch.70-3-250000; 06/00->			
			SOL	BS-5093	Ø wheel 15` in; PR 1LP; 01/96->; ->04/97; ch.70-T-200001->; ->ch.70-V-150000; ch.70-W-000001->; ->ch.70-X-250000; 05/97->; ->04/99; ch.70-Y-000001->; ->ch.70-1-000954; 05/99->; ->05/00; ch.70-1-000955->; ->ch.70-3-250000; 06/00->						
			SOL	BS-5095	Ø wheel 15` in; PR 1LP; ->12/95; ch.70-M-000001->; ->ch.70-T-199000						
			SOL	BS-5096	Ø wheel 15` in; PR 1LE; PR 1LU; 01/96->; ->04/97; ch.70-T-200001->; ->ch.70-V-150000; ch.70-W-000001->; ->ch.70-X-250000; 05/97->; ->04/99; ch.70-Y-000001->; ->ch.70-1-000954; 05/99->; ->05/00; ch.70-1-000955->; ->ch.70-3-250000; 06/00->				DRUM	BS-5450	- ABS
			VEN	BS-5612	Ø wheel 16` in; PR 1LB; 05/97->; ->04/99; ch.70-W-000001->; ->ch.70-X-250000; ch.70-Y-000001->; ->ch.70-1-000954; 05/99->; ->05/00						
			VEN	BS-5846	Ø wheel 16` in; PR 1LB; 06/00->; ch.70-1-000955->; ->ch.70-3-250000						
2.5 TDI Syncro	75/102	05/98->04/03	VEN	BS-5092	Ø wheel 15` in; PR 1LE; ch.70-R-000001->; ->ch.70-S-200000	SOL	BS-5094	Ø wheel 15` in; PR 200; ch.70-T-000001->; ->ch.70-T-199999; ch.70-T-200001->; ->ch.70-3-200000			
			SOL	BS-5093	Ø wheel 15` in; PR 1LP; ch.70-T-200001->; ->ch.70-X-250000; ->04/99; ch.70-Y-000001->; ->ch.70-3-200000; 05/99->						
			SOL	BS-5095	Ø wheel 15` in; PR 1LP; ch.70-R-000001->; ->ch.70-S-200000; ch.70-T-000001->; ->ch.70-T-199999						
			SOL	BS-5096	Ø wheel 15` in; PR 1LE; PR 1LU; ch.70-T-000001->; ->ch.70-T-199999; ch.70-T-200001->; ->ch.70-X-250000; ->04/99; ch.70-Y-000001->; ->ch.70-3-200000; 05/99->				DRUM	BS-5450	- ABS
VEN	BS-5846	Ø wheel 16` in; PR 1LB; ch.70-T-200001->; ->ch.70-X-250000; ->04/99; ch.70-Y-000001->; ->ch.70-3-200000; 05/99->									








**TRANSPORTER V Box (7HA, 7HH, 7EA, 7EH)** 









1.9 TDI	62/84	01/06->11/09	VEN	BS-5357	PR 2000	VEN	BS-5356	PR OWL; PR OWM; PR OWN; PR OWP; PR OWQ; PR 2000; PR 20000; PR 0WR; ch.7H8028000->
1.9 TDI	63/85	04/03->11/09	VEN	BS-5357	PR 2000	VEN	BS-5356	PR OWL/OWM/OWN; PR OWP/OWQ; PR 2E3/2E4; PR OWR; ch.7H8028000->
1.9 TDI	77/105	04/03->11/09	VEN	BS-5357	PR 2000	VEN	BS-5356	PR OWL/OWM/OWN; PR OWP/OWQ; PR 2E3/2E4; PR OWR; ch.7H8028000->
1.9 TDI	75/102	06/06->11/09	VEN	BS-5357	PR 2000; Ø wheel 16` in	VEN	BS-5356	ch.7H8028000->; PR OWL; PR OWM; PR OWN; PR OWP; PR OWQ; PR 2000; PR 20000
2.0	85/115	11/03->	VEN	BS-5357	PR 2000	VEN	BS-5356	PR OWL; PR OWM; PR OWN; PR OWP; PR OWQ; PR OWR; PR 2000; PR 20000; ch.7H8028000->
			VEN	BS-5885	PR 20000			
2.0 BitDI	132/180	09/09->	VEN	BS-5357	->11/10; PR 2000	VEN	BS-5356	PR 2E3/2E4
			VEN	BS-5885	PR 20000			
2.0 BitDI 4motion	132/180	09/09->	VEN	BS-5357	->11/10; PR 2000	VEN	BS-5356	PR 2E3/2E4
			VEN	BS-5885	PR 20000			
2.0 TDI	100/136	05/10->	VEN	BS-5357	PR 2000	VEN	BS-5356	PR 2000; PR 20000
			VEN	BS-5885	PR 20000			
2.0 TDI	84/114	05/11->	VEN	BS-5357	PR 2000	VEN	BS-5356	PR 2000; PR 20000
			VEN	BS-5885	PR 20000			
2.0 TDI	62/84	09/09->	VEN	BS-5357	->11/10; PR 2000	VEN	BS-5356	PR 2E3/2E4
			VEN	BS-5885	PR 20000			










	kw/HP		Type			Type		
2.0 TDI	75/102	09/09->	VEN	BS-5357	->11/10; PR 2000	VEN	BS-5356	PR 2E3/2E4
			VEN	BS-5885	PR 20000			
2.0 TDI	103/140	09/09->	VEN	BS-5357	->11/10; PR 2000	VEN	BS-5356	PR 2E3/2E4
			VEN	BS-5885	PR 20000			
2.0 TDI 4motion	100/136	05/10->	VEN	BS-5357	PR 2000	VEN	BS-5356	PR 2E3/2E4
			VEN	BS-5885	PR 20000			
2.0 TDI 4motion	103/140	09/09->	VEN	BS-5357	->11/10; PR 2000	VEN	BS-5356	PR 2E3/2E4
			VEN	BS-5885	PR 20000			
2.0 TSI	150/204	05/11->	VEN	BS-5357	PR 2000	VEN	BS-5356	PR 2000; PR 20000
			VEN	BS-5885	PR 20000			
2.0 TSI	110/150	07/12->	VEN	BS-5357	PR 2000	VEN	BS-5356	
			VEN	BS-5885	PR 20000			
2.0 TSI 4motion	150/204	07/11->	VEN	BS-5357	PR 2000	VEN	BS-5356	PR 2000; PR 20000
			VEN	BS-5885	PR 20000			
2.5 TDI	96/130	04/03->11/09	VEN	BS-5357	PR 2000	VEN	BS-5356	PR OWL/OWM/OWN; PR OWP/OWQ; PR 2E3/2E4; PR OWR; ch.7H8028000->
2.5 TDI	128/174	04/03->11/09	VEN	BS-5357		VEN	BS-5356	
2.5 TDI 4motion	96/130	07/04->11/09	VEN	BS-5357	PR 2000	VEN	BS-5356	ch.7H8028000->; PR OWL; PR OWM; PR OWN; PR OWP; PR OWQ; PR 2000; PR 20000; PR OWR
2.5 TDI 4motion	128/174	07/04->11/09	VEN	BS-5357		VEN	BS-5356	
3.2 4motion	173/235	11/03->11/09	VEN	BS-5357	PR 2000	VEN	BS-5356	ch.7H8028000->; PR OWL; PR OWM; PR OWN; PR OWP; PR OWQ; PR OWR; PR 2000; PR 20000
3.2 V6	173/235	02/04->11/09	VEN	BS-5357	PR 2000	VEN	BS-5356	ch.7H8028000->; PR OWL; PR OWM; PR OWN; PR OWP; PR OWQ; PR 2000; PR 20000; PR OWR
3.2 V6	170/231	04/03->06/04	VEN	BS-5357	PR 2000	VEN	BS-5356	PR OWL; PR OWM; PR OWN; PR OWP; PR OWQ
<b>TRANSPORTER V Bus [7HB, 7HJ, 7EB, 7EJ, 7EF, 7EG, 7HF, 7EC] </b>								
1.9 TDI	62/84	01/06->11/09	VEN	BS-5357	PR 2000	VEN	BS-5356	ch.7H8028000->; PR OWL; PR OWM; PR OWN; PR OWP; PR OWQ; PR 2000; PR 20000; PR OWR
1.9 TDI	63/85	04/03->11/09	VEN	BS-5357	Ø wheel 16" in; PR 2000	VEN	BS-5356	ch.7H8028000->; PR OWL/OWM/OWN; PR OWP/OWQ; PR 2E3/2E4; PR OWR; Ø wheel 16" in
1.9 TDI	77/105	04/03->11/09	VEN	BS-5357	Ø wheel 16" in; PR 2000	VEN	BS-5356	ch.7H8028000->; Ø wheel 16" in; PR OWL/OWM/OWN; PR OWP/OWQ; PR 2E3/2E4
1.9 TDI	75/102	06/06->11/09	VEN	BS-5357	PR 2000	VEN	BS-5356	ch.7H8028000->; PR OWL; PR OWM; PR OWN; PR OWP; PR OWQ; PR OWR; PR 2000; PR 20000
2.0	85/115	11/03->	VEN	BS-5357	Ø wheel 16" in; PR 2000	VEN	BS-5356	ch.7H8028000->; PR OWL; PR OWM; PR OWN; PR OWP; PR OWQ; PR 2000; PR 20000; PR OWR; Ø wheel 16" in
			VEN	BS-5885	PR 20000			
2.0 BitDI	132/180	09/09->	VEN	BS-5357	->11/10; PR 2000	VEN	BS-5356	PR 2E3/2E4
			VEN	BS-5885	PR 20000			
2.0 BitDI 4motion	132/180	09/09->	VEN	BS-5357	->11/10; PR 2000	VEN	BS-5356	PR 2E3/2E4
			VEN	BS-5885	PR 20000			
2.0 TDI	84/114	05/11->	VEN	BS-5357	PR 2000	VEN	BS-5356	PR 2000; PR 20000
			VEN	BS-5885	PR 20000			
2.0 TDI	62/84	09/09->	VEN	BS-5357	->11/10; PR 2000	VEN	BS-5356	PR 2E3/2E4
			VEN	BS-5885	PR 20000			

	kw/HP		Type			Type			
2.0 TDI	75/102	09/09->	VEN	BS-5357	->11/10; PR 2000	VEN	BS-5356	PR 2E3/2E4	
			VEN	BS-5885	PR 20000				
2.0 TDI	103/140	09/09->	VEN	BS-5357	->11/10; PR 2000	VEN	BS-5356	PR 2E3/2E4	
			VEN	BS-5885	PR 20000				
2.0 TDI 4motion	103/140	09/09->	VEN	BS-5357	->11/10; PR 2000	VEN	BS-5356	PR 2E3/2E4	
			VEN	BS-5885	PR 20000				
2.0 TSI	150/204	05/11->	VEN	BS-5357	PR 2000	VEN	BS-5356	PR 2000; PR 20000	
			VEN	BS-5885	PR 20000				
2.0 TSI	110/150	07/12->	VEN	BS-5357	PR 2000	VEN	BS-5356		
			VEN	BS-5885	PR 20000				
2.0 TSI 4motion	150/204	07/11->	VEN	BS-5357	PR 2000	VEN	BS-5356	PR 2000; PR 20000	
			VEN	BS-5885	PR 20000				
2.5 TDi	120/163	11/03->11/09	VEN	BS-5357	PR 2000	VEN	BS-5356	PR 0WR; ch.7H8028000->	
2.5 TDI	96/130	04/03->11/09	VEN	BS-5357	Ø wheel 16` in; PR 2000	VEN	BS-5356	ch.7H8028000->; Ø wheel 16` in; PR 0WL/0WM/0WN; PR 0WP/0WQ; PR 2E3/2E4; PR 0WR	
2.5 TDI	128/174	04/03->11/09	VEN	BS-5357	Ø wheel 16` in; PR 2000	VEN	BS-5356	Ø wheel 16` in; PR 2E3/2E4	
2.5 TDI 4motion	96/130	07/04->11/09	VEN	BS-5357	Ø wheel 16` in; PR 2000	VEN	BS-5356	ch.7H8028000->; PR 0WL; PR 0WM; PR 0WN; PR 0WP; PR 0WQ; PR 2000; PR 20000; PR 0WR; Ø wheel 16` in	
2.5 TDI 4motion	128/174	07/04->11/09	VEN	BS-5357	PR 2000	VEN	BS-5356	PR 2E3/2E4	
3.2 V6	170/231	02/04->06/04	VEN	BS-5357	PR 2000	VEN	BS-5356	PR 0WL; PR 0WM; PR 0WN; PR 0WP; PR 0WQ	
3.2 V6	173/235	02/04->11/09	VEN	BS-5357	PR 2000	VEN	BS-5356	ch.7H8028000->; PR 0WL; PR 0WM; PR 0WN; PR 0WP; PR 0WQ; PR 2000; PR 20000; PR 0WR; Ø wheel 17` in	
3.2 V6 4motion	173/235	11/03->11/09	VEN	BS-5357	PR 2000	VEN	BS-5356	ch.7H8028000->; PR 0WL; PR 0WM; PR 0WN; PR 0WP; PR 0WQ; PR 0WR; PR 2000; PR 20000	
<b>TRANSPORTER V Platform/Chassis [7JD, 7JE, 7JL, 7JY, 7JZ, 7FD </b>									
1.9 TDI	62/84	01/06->11/09	VEN	BS-5357	PR 2000	VEN	BS-5356	PR 2000; PR 20000	
1.9 TDI	63/85	04/03->11/09	VEN	BS-5357	PR 2000	VEN	BS-5356	PR 2000; PR 20000	
1.9 TDI	77/105	04/03->11/09	VEN	BS-5357	PR 2000	VEN	BS-5356	PR 2000; PR 20000	
1.9 TDI	75/102	06/06->11/09	VEN	BS-5357	PR 2000	VEN	BS-5356	PR 2000; PR 20000	
2.0	85/115	11/03->	VEN	BS-5357	PR 2000	VEN	BS-5356	PR 2000; PR 20000	
			VEN	BS-5885	PR 20000				
2.0 BiTDI	132/180	09/09->	VEN	BS-5357	PR 2000	VEN	BS-5356	PR 2E3/2E4	
			VEN	BS-5885	PR 20000				
2.0 BiTDI 4motion	132/180	09/09->	VEN	BS-5357	PR 2000	VEN	BS-5356	PR 2E3/2E4	
			VEN	BS-5885	PR 20000				
2.0 TDI	100/136	05/10->	VEN	BS-5357	PR 2000	VEN	BS-5356	PR 2E3/2E4	
			VEN	BS-5885	PR 20000				
2.0 TDI	84/114	05/11->	VEN	BS-5357	PR 2000	VEN	BS-5356	PR 2E3/2E4	
			VEN	BS-5885	PR 20000				
2.0 TDI	62/84	09/09->	VEN	BS-5357	PR 2000	VEN	BS-5356	PR 2000; PR 20000	
			VEN	BS-5885	PR 20000				

	kw/HP		Type			Type		
2.0 TDI	75/102	09/09->	VEN	BS-5357	PR 2000	VEN	BS-5356	PR 2E3/2E4
			VEN	BS-5885	PR 20000			
2.0 TDI	103/140	09/09->	VEN	BS-5357	PR 2000	VEN	BS-5356	PR 2E3/2E4
			VEN	BS-5885	PR 20000			
2.0 TDI 4motion	100/136	05/10->	VEN	BS-5357	PR 2000	VEN	BS-5356	PR 2E3/2E4
			VEN	BS-5885	PR 20000			
2.0 TDI 4motion	103/140	09/09->	VEN	BS-5357	PR 2000	VEN	BS-5356	PR 2E3/2E4
			VEN	BS-5885	PR 20000			
2.0 TSI	110/150	07/12->	VEN	BS-5357	PR 2000	VEN	BS-5356	
			VEN	BS-5885	PR 20000			
2.5 TDI	96/130	04/03->11/09	VEN	BS-5357	PR 2000	VEN	BS-5356	PR 2000; PR 20000
2.5 TDI	128/174	04/03->11/09	VEN	BS-5357		VEN	BS-5356	
2.5 TDI 4motion	128/174	04/04->11/09	VEN	BS-5357		VEN	BS-5356	
2.5 TDI 4motion	96/130	07/04->11/09	VEN	BS-5357		VEN	BS-5356	
3.2 4motion	170/231	11/03->11/09	VEN	BS-5357	PR 2000; ->06/06	VEN	BS-5356	PR 2000; PR 20000; ->06/06
3.2 V6	170/231	02/04->11/09	VEN	BS-5357	PR 2000	VEN	BS-5356	PR 2E3/2E4
3.2 V6	173/235	08/03->05/06				VEN	BS-5356	
<b>TRANSPORTER VI Box (SGA, SGH) </b>								
2.0 TDI	62/84	04/15->	VEN	BS-5357	PR 2000	VEN	BS-5356	
			VEN	BS-5885	PR 20000			
2.0 TDI	75/102	04/15->	VEN	BS-5357	PR 2000	VEN	BS-5356	
			VEN	BS-5885	PR 20000			
2.0 TDI	103/140	04/15->	VEN	BS-5357	PR 2000	VEN	BS-5356	
			VEN	BS-5885	PR 20000			
2.0 TDI	132/180	04/15->	VEN	BS-5357	PR 2000	VEN	BS-5356	
			VEN	BS-5885	PR 20000			
2.0 TDI	110/150	04/15->	VEN	BS-5357	PR 2000	VEN	BS-5356	
			VEN	BS-5885	PR 20000			
2.0 TDI	150/204	06/15->	VEN	BS-5357	PR 2000	VEN	BS-5356	
			VEN	BS-5885	PR 20000			
2.0 TDI 4motion	103/140	06/15->	VEN	BS-5357	PR 2000	VEN	BS-5356	
			VEN	BS-5885	PR 20000			
2.0 TDI 4motion	132/180	06/15->	VEN	BS-5357	PR 2000	VEN	BS-5356	
			VEN	BS-5885	PR 20000			
2.0 TDI 4motion	150/204	06/15->	VEN	BS-5357	PR 2000	VEN	BS-5356	
			VEN	BS-5885	PR 20000			
2.0 TDI 4motion	110/150	08/15->	VEN	BS-5357	PR 2000	VEN	BS-5356	
			VEN	BS-5885	PR 20000			

	kW/HP		Type			Type			
2.0 TSI	150/204	04/15->	VEN	BS-5357	PR 2000	VEN	BS-5356		
			VEN	BS-5885	PR 20000				
2.0 TSI	110/150	04/15->	VEN	BS-5357	PR 2000	VEN	BS-5356		
			VEN	BS-5885	PR 20000				
2.0 TSI 4motion	150/204	06/15->	VEN	BS-5357	PR 2000	VEN	BS-5356		
			VEN	BS-5885	PR 20000				
<b>TRANSPORTER VI Bus (SGB, SGG, SGJ) </b>									
2.0 TDI	62/84	04/15->	VEN	BS-5357	PR 2000	VEN	BS-5356		
			VEN	BS-5885	PR 20000				
2.0 TDI	75/102	04/15->	VEN	BS-5357	PR 2000	VEN	BS-5356		
			VEN	BS-5885	PR 20000				
2.0 TDI	103/140	04/15->	VEN	BS-5357	PR 2000	VEN	BS-5356		
			VEN	BS-5885	PR 20000				
2.0 TDI	132/180	04/15->	VEN	BS-5357	PR 2000	VEN	BS-5356		
			VEN	BS-5885	PR 20000				
2.0 TDI	110/150	04/15->	VEN	BS-5357	PR 2000	VEN	BS-5356		
			VEN	BS-5885	PR 20000				
2.0 TDI	150/204	06/15->	VEN	BS-5357	PR 2000	VEN	BS-5356		
			VEN	BS-5885	PR 20000				
2.0 TDI 4motion	103/140	06/15->	VEN	BS-5357	PR 2000	VEN	BS-5356		
			VEN	BS-5885	PR 20000				
2.0 TDI 4motion	132/180	06/15->	VEN	BS-5357	PR 2000	VEN	BS-5356		
			VEN	BS-5885	PR 20000				
2.0 TDI 4motion	150/204	06/15->	VEN	BS-5357	PR 2000	VEN	BS-5356		
			VEN	BS-5885	PR 20000				
2.0 TDI 4motion	110/150	08/15->	VEN	BS-5357	PR 2000	VEN	BS-5356		
			VEN	BS-5885	PR 20000				
2.0 TSI	150/204	04/15->	VEN	BS-5357	PR 2000	VEN	BS-5356		
			VEN	BS-5885	PR 20000				
2.0 TSI	110/150	04/15->	VEN	BS-5357	PR 2000	VEN	BS-5356		
			VEN	BS-5885	PR 20000				
2.0 TSI 4motion	150/204	06/15->	VEN	BS-5357	PR 2000	VEN	BS-5356		
			VEN	BS-5885	PR 20000				
<b>TRANSPORTER VI Platform/Chassis (SFD, SFE, SFL, SFZ) </b>									
2.0 TDI	62/84	04/15->	VEN	BS-5357	PR 2000	VEN	BS-5356		
			VEN	BS-5885	PR 20000				
2.0 TDI	75/102	04/15->	VEN	BS-5357	PR 2000	VEN	BS-5356		
			VEN	BS-5885	PR 20000				

	kw/HP		Type			Type		
2.0 TDI	103/140	04/15->	VEN	BS-5357	PR 2000	VEN	BS-5356	
			VEN	BS-5885	PR 20000			
2.0 TDI	132/180	04/15->	VEN	BS-5357	PR 2000	VEN	BS-5356	
			VEN	BS-5885	PR 20000			
2.0 TDI	110/150	08/15->	VEN	BS-5357	Ø wheel 16` in; PR 2000	VEN	BS-5356	
			VEN	BS-5885	Ø wheel 17` in; PR 20000			
2.0 TDI 4motion	103/140	06/15->	VEN	BS-5357	PR 2000	VEN	BS-5356	
			VEN	BS-5885	PR 20000			
2.0 TDI 4motion	132/180	06/15->	VEN	BS-5357	PR 2000	VEN	BS-5356	
			VEN	BS-5885	PR 20000			
2.0 TSI	110/150	04/15->	VEN	BS-5357	PR 2000	VEN	BS-5356	
			VEN	BS-5885	PR 20000			
<b>VENTO (1H2) </b>								
1.4	40/55	11/91->09/98	SOL	BS-5069		DRUM	BS-5427	
1.4	44/60	11/91->09/98	SOL	BS-5069		DRUM	BS-5427	
1.6	55/75	09/92->09/98	SOL	BS-5069	->12/97	SOL	BS-5087	
			SOL	BS-5089	engine AEA	DRUM	BS-5427	->12/97
1.6	74/101	10/94->09/98	VEN	BS-5088	->07/97	SOL	BS-5087	->07/97
			SOL	BS-5089	08/95->; ->04/96	DRUM	BS-5427	05/96->; ->07/97
1.8	55/75	11/91->09/98	SOL	BS-5069		SOL	BS-5087	->04/96
			SOL	BS-5089		DRUM	BS-5427	05/96->
1.8	66/90	11/91->09/98	SOL	BS-5069	PR 1LK; PR 1LM	SOL	BS-5087	+ ABS
			VEN	BS-5088	PR 1ZK; PR 1LY	DRUM	BS-5427	- ABS
1.9 D	48/65	11/91->09/98	SOL	BS-5069	- ABS	SOL	BS-5087	->06/94
			VEN	BS-5088	+ ABS	DRUM	BS-5427	->07/97; + ABS
1.9 SDI	47/64	04/97->09/98	SOL	BS-5069	->07/97	DRUM	BS-5427	->07/97; + ABS
			VEN	BS-5070	->07/97; + ABS			
1.9 TD	55/75	11/91->09/98	SOL	BS-5069	->04/96	SOL	BS-5087	07/94->; + ABS
			VEN	BS-5088	05/96->	DRUM	BS-5427	->07/97
1.9 TDI	81/110	04/96->09/98	VEN	BS-5088		SOL	BS-5087	+ ABS
						DRUM	BS-5427	->07/97
1.9 TDI	66/90	09/93->09/98	VEN	BS-5088	->06/94	SOL	BS-5087	07/94->; ->04/96
			SOL	BS-5089	07/94->	DRUM	BS-5427	05/96->; ->07/97
2.0	85/115	11/91->09/98	VEN	BS-5088	+ ABS	SOL	BS-5087	07/94->
						DRUM	BS-5427	- ABS

# Umschlüsselungsliste / Cross list

<b>ACURA</b>	<b>ZEKERT</b>				
42510SELT50	BS-5754	60810076	BS-5008	34111162282	BS-5004
42510SP0000	BS-5709	60810404	BS-5011	34111162288	BS-5004
42510SR3A10	BS-5754	60811256	BS-5008	34111163013	BS-5209
42510SR3A11	BS-5754	60811266	BS-5008	34111163081	BS-5209
42510SX0000	BS-5709	60811787	BS-5012	34111164199	BS-5004
42510TX4A01	BS-5386	60811878	BS-5011	34111164431	BS-5004
45251SZ3E00	BS-5172	60811879	BS-5007	34111164839	BS-5209
<b>ALFA ROMEO</b>	<b>ZEKERT</b>	60812137	BS-5086	34111164921	BS-5004
164062610001	BS-5012	60812164	BS-5011	34111165455	BS-5004
164102202300	BS-5014	60813038	BS-5011	34111165859	BS-5787
164202610001	BS-5013	60813443	BS-5014	34113400151	BS-5410
46401356	BS-5086	60814804	BS-5012	34116750713	BS-5335
46455892	BS-5011	60815938	BS-5014	34116753221	BS-5603
46776742	BS-5014	71711434	BS-5014	34116756045	BS-5335
46831041	BS-5086	71711447	BS-5014	34116756534	BS-5611
51876438	BS-5007	71738145	BS-5008	34116756745	BS-5400
52015291	BS-5014	71738911	BS-5012	34116757750	BS-5003
60569163	BS-5014	71738912	BS-5012	34116757751	BS-5003
60569164	BS-5012	71739567	BS-5014	34116764021	BS-5400
60571548	BS-5014	71739568	BS-5014	34116764629	BS-5769
60578093	BS-5014	71765650	BS-5014	34116764641	BS-5772
60602161	BS-5012	82410539	BS-5014	34116764643	BS-5258
60622077	BS-5014	82418684	BS-5012	34116765457	BS-5335
60653478	BS-5014	82427592	BS-5014	34116766036	BS-5335
60653479	BS-5012	82433853	BS-5013	34116766239	BS-5004
60658565	BS-5014	82439939	BS-5012	34116767059	BS-5787
60658566	BS-5012	<b>BMW</b>	<b>ZEKERT</b>	34116767061	BS-5209
60699518	BS-5014	34106787490	BS-5880	34116767269	BS-5603
60743390	BS-5012	34106879122	BS-5880	34116771985	BS-5634
60801390	BS-5013	34110392525	BS-5787	34116771986	BS-5074
60801722	BS-5014	34111157503	BS-5611	34116772669	BS-5258
60801753	BS-5013	34111158040	BS-5611	34116774875	BS-5852
60801755	BS-5013	34111158042	BS-5018	34116774985	BS-5623
60801786	BS-5012	34111159897	BS-5611	34116792217	BS-5866
60801787	BS-5012	34111159898	BS-5018	34116792217	BS-5873
60805117	BS-5007	34111160673	BS-5003	34116792219	BS-5852
60806135	BS-5011	34111160674	BS-5004	34116793244	BS-5074
60806137	BS-5008	34111160849	BS-5611	34116793245	BS-5634
60808872	BS-5010	34111160936	BS-5611	34116794300	BS-5335
		34111161693	BS-5018	34116794304	BS-5335

# Umschlüsselungsliste / Cross list

34116794429	BS-5916	34216771970	BS-5073	90496327	BS-5099
34116854996	BS-5769	34216792225	BS-5910	90497879	BS-5100
34116854997	BS-5772	34216792227	BS-5609	90498304	BS-5101
34116854998	BS-5258	34216793247	BS-5073	90511111	BS-5034
34116855006	BS-5852	34216855001	BS-5775	90511128	BS-5063
34116855153	BS-5004	34216855002	BS-5616	90512029	BS-5099
34116858651	BS-5623	34216855007	BS-5609	90512909	BS-5217
34116864059	BS-5400	34216855155	BS-5789	90512910	BS-5163
34116864060	BS-5004	34216855158	BS-5002	90539466	BS-5247
34116864905	BS-5603	34216859678	BS-5807	90575113	BS-5246
34116864906	BS-5603	34216864051	BS-5002	9117677	BS-5100
34116868938	BS-5074	34216864903	BS-5789	9117678	BS-5247
34116868939	BS-5634	34216868940	BS-5073	9117771	BS-5101
34206790362	BS-5884	3502011K00	BS-5901	9117772	BS-5246
34206868936	BS-5884	<b>CHERY</b>	<b>ZEKERT</b>	9184405	BS-5294
34211156668	BS-5017	A113501075	BS-5089	9194477	BS-5294
34211158936	BS-5002	A116GN3501075	BS-5089	9196587	BS-5101
34211162289	BS-5002	T113501075	BS-5744	9197912	BS-5099
34211162305	BS-5017	T113501075BA	BS-5919	93171497	BS-5383
34211162315	BS-5789	T116GN3502075	BS-5472	93171500	BS-5605
34211163153	BS-5210	<b>CHEVROLET</b>	<b>ZEKERT</b>	93171778	BS-5604
34211163669	BS-5211	13502001	BS-5593	93171848	BS-5382
34211164129	BS-5211	13502044	BS-5050	93182284	BS-5099
34211164175	BS-5210	13502045	BS-5050	94853004	BS-5147
34211164511	BS-5002	13502052	BS-5051	94854148	BS-5147
34211164840	BS-5210	13502053	BS-5051	96179110	BS-5035
34211164911	BS-5807	13502134	BS-5052	96284392	BS-5310
34211165211	BS-5789	13502135	BS-5052	96328254	BS-5684
34211165457	BS-5002	13502136	BS-5052	96329364	BS-5425
34213332217	BS-5783	13502139	BS-5755	96389659	BS-5897
34214031275	BS-5616	13502864	BS-5052	96455424	BS-5310
34214031725	BS-5616	13503988	BS-5051	96471274	BS-5395
34216756537	BS-5017	20955857	BS-5268	96549630	BS-5405
34216764647	BS-5775	20968395	BS-5269	96549782	BS-5399
34216764649	BS-5616	32025723	BS-5099	96574633	BS-5395
34216764651	BS-5609	90008005	BS-5033	96625873	BS-5269
34216765458	BS-5807	90008006	BS-5034	96625948	BS-5268
34216767049	BS-5211	90121445	BS-5034	<b>CHRYSLER</b>	<b>ZEKERT</b>
34216767060	BS-5210	90421727	BS-5063	0000K04616433	BS-5805
34216769271	BS-5616	90487402	BS-5035	0000K04721821	BS-5503

# Umschlüsselungsliste / Cross list

00K04721220AA	BS-5654	04879138AC	BS-5466	5085650AA	BS-5805
04509553	BS-5805	04879138AE	BS-5466	5085651AA	BS-5805
04509553AB	BS-5805	05015965AA	BS-5184	5085651AB	BS-5805
04509553AC	BS-5805	05073069	BS-5221	5098063AA	BS-5201
04509558	BS-5805	05073069AA	BS-5221	5098064AA	BS-5201
04509718	BS-5758	05085650AA	BS-5805	5098064AB	BS-5201
04509994	BS-5491	05085651AA	BS-5805	5098065AA	BS-5062
04509994AA	BS-5491	05085651AB	BS-5805	5098066AA	BS-5062
04509994AB	BS-5491	05098063AA	BS-5201	5105513AA	BS-5136
04509994AD	BS-5491	05098064AA	BS-5201	5105514AA	BS-5023
04616433	BS-5240	05098064AB	BS-5201	5105515AA	BS-5617
04616433	BS-5805	05098065AA	BS-5062	52008184	BS-5859
04683259	BS-5220	05098066AA	BS-5062	52008184AB	BS-5859
04683260	BS-5503	05105513AA	BS-5136	52089275AB	BS-5624
04683432	BS-5503	05105515AA	BS-5617	52128247AA	BS-5727
04721023	BS-5654	052089275AB	BS-5624	52128247AB	BS-5727
04721023AC	BS-5654	052128247AA	BS-5727	52128247AC	BS-5727
04721023AD	BS-5654	105273038AA	BS-5681	68031811AA	BS-5062
04721023AE	BS-5654	4351228060	BS-5219	68032944AA	BS-5234
04721023AF	BS-5654	4509553AB	BS-5805	68032944AA	BS-5505
04721023AG	BS-5654	4509553AC	BS-5805	68032944AB	BS-5505
04721220AA	BS-5654	4509994AA	BS-5491	K04721023	BS-5654
04721677AA	BS-5492	4509994AB	BS-5491	K04721023AC	BS-5654
04721820	BS-5503	4509994AD	BS-5491	K04721023AD	BS-5654
04721820AC	BS-5221	4721023AE	BS-5654	K04721820	BS-5503
04721820AE	BS-5503	4721023AF	BS-5654	K04764934AA	BS-5805
04721820AF	BS-5221	4721023AG	BS-5654	K04764934AB	BS-5805
04721820AG	BS-5221	4721677AA	BS-5492	K04779712AA	BS-5900
04721821	BS-5503	4721820AC	BS-5221	K04779783AB	BS-5505
04721933AB	BS-5234	4721820AE	BS-5503	K52128247AB	BS-5727
04721995AA	BS-5234	4721820AF	BS-5221	K52128247AC	BS-5727
04721996AB	BS-5492	4721820AG	BS-5221	<b>CITROEN/PEUGEOT</b>	<b>ZEKERT</b>
04742263	BS-5805	4721933AB	BS-5234	000042415Z	BS-5767
04743999AA	BS-5435	4721996AB	BS-5492	00004246J0	BS-5415
04743999AB	BS-5435	4743999AA	BS-5435	00004246R4	BS-5249
04764934AA	BS-5805	4743999AB	BS-5435	00004246W1	BS-5028
04764934AB	BS-5805	4764934AB	BS-5805	00004246W2	BS-5024
04779712AA	BS-5900	4879138AE	BS-5466	00004246W6	BS-5113
04779783AB	BS-5505	5015965AA	BS-5184	00004246Y1	BS-5152
04879138AA	BS-5466	5073069AA	BS-5221	00004246Y3	BS-5153



# Umschlüsselungsliste / Cross list

00004246Z1	BS-5166	4246R5	BS-5113	424938	BS-5873
00004246Z9	BS-5216	4246R8	BS-5117	424938	BS-5913
1606308280	BS-5812	4246R9	BS-5117	424939	BS-5151
1606375780	BS-5327	4246T6	BS-5230	424940	BS-5151
1606401480	BS-5024	4246T7	BS-5230	424941	BS-5111
1607500580	BS-5023	4246V4	BS-5038	424942	BS-5111
1607880480	BS-5109	4246W1	BS-5028	424945	BS-5237
1608691680	BS-5249	4246W2	BS-5024	424946	BS-5237
1610623080	BS-5023	4246W4	BS-5370	424952	BS-5250
1611429880	BS-5327	4246W5	BS-5113	424953	BS-5250
1611500480	BS-5158	4246W6	BS-5113	424954	BS-5415
1613819880	BS-5415	4246W7	BS-5028	424955	BS-5415
169002	BS-5113	4246W8	BS-5024	424958	BS-5327
169003	BS-5115	4246W9	BS-5250	424959	BS-5327
169014	BS-5117	4246X8	BS-5250	424961	BS-5158
169115	BS-5114	4246X9	BS-5152	424962	BS-5158
42415Z	BS-5767	4246Y1	BS-5152	424964	BS-5636
424694	BS-5115	4246Y3	BS-5153	424965	BS-5025
424697	BS-5113	4246Y5	BS-5153	424966	BS-5025
4246A7	BS-5115	4246Z1	BS-5166	424972	BS-5039
4246B1	BS-5113	4246Z3	BS-5166	424973	BS-5086
4246C0	BS-5812	4246Z9	BS-5216	424974	BS-5086
4246F0	BS-5415	424915	BS-5028	424980	BS-5636
4246G6	BS-5114	424916	BS-5028	424981	BS-5636
4246H8	BS-5841	424917	BS-5024	424982	BS-5249
4246H9	BS-5841	424918	BS-5024	424983	BS-5028
4246J0	BS-5415	424924	BS-5104	424984	BS-5024
4246K2	BS-5153	424925	BS-5104	424985	BS-5812
4246K3	BS-5153	424926	BS-5152	424986	BS-5636
4246L2	BS-5152	424927	BS-5152	424990	BS-5250
4246L3	BS-5152	424930	BS-5109	424992	BS-5104
4246L4	BS-5152	424931	BS-5109	424994	BS-5415
4246L7	BS-5230	424933	BS-5812	424996	BS-5115
4246L9	BS-5229	424934	BS-5216	4249A5	BS-5117
4246P5	BS-5812	424935	BS-5153	4249A6	BS-5887
4246P7	BS-5038	424936	BS-5153	4249A6	BS-5894
4246P9	BS-5039	424937	BS-5887	4249A6	BS-5866
4246R2	BS-5249	424937	BS-5913	4249C1	BS-5039
4246R3	BS-5113	424937	BS-5866	4249C7	BS-5841
4246R4	BS-5249	424938	BS-5866	4249E5	BS-5086

# Umschlüsselungsliste / Cross list

4249F0	BS-5113	2677509716	BS-5105	4351287709000	BS-5685
4249F3	BS-5327	402060010R	BS-5001	4351287717	BS-5685
4249F4	BS-5158	402060540R	BS-5214	4351287717000	BS-5685
4249F5	BS-5114	402062212R	BS-5890	4351287722	BS-5685
4249G1	BS-5028	402062212R	BS-5866	4351287722000	BS-5685
4249H2	BS-5153	402063149R	BS-5872	4351287727	BS-5685
4249H8	BS-5152	402063149R	BS-5890	4351287727000	BS-5685
4249H9	BS-5153	402064151R	BS-5001	4351297202	BS-5725
4249J6	BS-5024	402066300R	BS-5594	4351297202	BS-5829
4249J8	BS-5636	402069518R	BS-5214	4351297202000	BS-5829
4249K0	BS-5104	6001547683	BS-5179	4351297202000	BS-5725
4249K3	BS-5152	6001547684	BS-5105	43512B1050	BS-5725
4249K6	BS-5111	6001548578	BS-5107	43512B1050	BS-5829
4249K7	BS-5109	6001549211	BS-5105	43512B1050000	BS-5829
4249K8	BS-5151	7701205653	BS-5107	43512B1050000	BS-5725
4249K9	BS-5166	7701206339	BS-5107	43512B4010	BS-5735
4249L2	BS-5086	7701207795	BS-5231	<b>FIAT</b>	<b>ZEKKERT</b>
4249L4	BS-5841	7701208252	BS-5179	13005010080	BS-5152
91517695	BS-5115	8201464598	BS-5107	1300501080	BS-5152
95632048	BS-5113	<b>DAEWOO</b>	<b>ZEKKERT</b>	1307356080	BS-5153
95661747	BS-5115	480105101	BS-5255	1312833080	BS-5841
95661749	BS-5114	4840105101	BS-5255	1316323080	BS-5841
95667809	BS-5113	4840105110	BS-5255	1341044080	BS-5153
96012770	BS-5114	90121445	BS-5034	1440027088	BS-5104
9687602180	BS-5812	96179110	BS-5035	46401356	BS-5086
9809266280	BS-5812	96218420	BS-5707	46403088	BS-5011
E169002	BS-5113	96219485	BS-5865	46403959	BS-5011
E169003	BS-5115	96238673	BS-5707	46403960	BS-5007
E169020	BS-5249	96254392	BS-5310	46416712	BS-5008
E169115	BS-5114	96284392	BS-5310	4642315	BS-5008
E169141	BS-5028	96320531	BS-5310	46423415	BS-5008
E169142	BS-5024	96329364	BS-5425	46445004	BS-5011
E169143	BS-5370	96455424	BS-5310	46445006	BS-5014
E169157	BS-5039	96549630	BS-5405	46445892	BS-5011
E169195	BS-5216	96549782	BS-5399	46448168	BS-5011
E169198	BS-5250	96574633	BS-5395	46455804	BS-5011
E169256	BS-5415	<b>DAIHATSU</b>	<b>ZEKKERT</b>	46455892	BS-5011
E169506	BS-5216	435120D060	BS-5507	46542383	BS-5086
E169510	BS-5216	435120D060000	BS-5507	46554302	BS-5010
<b>DACIA</b>	<b>ZEKKERT</b>	4351287709	BS-5685	46806233	BS-5152

# Umschlüsselungsliste / Cross list

46806234	BS-5153	55700918	BS-5000	7645054	BS-5007
46820655	BS-5010	55700920	BS-5000	7645055	BS-5010
46831041	BS-5086	55700921	BS-5000	7645056	BS-5008
46831042	BS-5013	60699518	BS-5014	7645556	BS-5010
46833807	BS-5166	60801753	BS-5013	7663465	BS-5007
46836489	BS-5382	60801755	BS-5013	7663466	BS-5010
468364890	BS-5382	60801787	BS-5013	7685656	BS-5007
46836490	BS-5604	60802029	BS-5010	7779409	BS-5008
468364900	BS-5604	60805117	BS-5007	82394418	BS-5013
46836491	BS-5383	60806135	BS-5011	82418684	BS-5013
468364910	BS-5383	60808872	BS-5010	82427592	BS-5014
46844071	BS-5383	60811266	BS-5008	82433859	BS-5013
51705749	BS-5108	60811879	BS-5007	82433918	BS-5011
51705758	BS-5890	60812137	BS-5086	82434070	BS-5013
51705758	BS-5866	60812164	BS-5011	82439939	BS-5013
51728377	BS-5152	60812422	BS-5011	82440275	BS-5013
51728378	BS-5153	60813038	BS-5011	82440356	BS-5011
51740245	BS-5109	7163465	BS-5007	82450539	BS-5014
51740247	BS-5153	71738144	BS-5841	82450657	BS-5011
51740248	BS-5151	71738145	BS-5008	82451746	BS-5011
51740249	BS-5866	71738373	BS-5010	92498609	BS-5010
51740250	BS-5111	71738421	BS-5007	9467548488	BS-5104
51749124	BS-5008	71738905	BS-5152	9467548587	BS-5104
51749275	BS-5151	71738913	BS-5013	K04721996AA	BS-5492
51749555	BS-5111	71739569	BS-5011	K04721996AB	BS-5492
51799235	BS-5382	71739637	BS-5153	K04779783AB	BS-5505
51799236	BS-5382	71739640	BS-5086	K68032944AB	BS-5234
51806099	BS-5000	71740117	BS-5166	<b>FORD</b>	<b>ZEKERT</b>
51819733	BS-5383	71742850	BS-5045	1001093	BS-5198
51830236	BS-5000	71750162	BS-5045	1001094	BS-5197
51848617	BS-5109	71750932	BS-5854	1006505	BS-5072
51848618	BS-5152	71765641	BS-5086	1013581	BS-5072
51856411	BS-5151	71768089	BS-5854	1018277	BS-5021
51856412	BS-5151	71768306	BS-5045	1018348	BS-5072
51858362	BS-5153	71769481	BS-5007	1019598	BS-5072
51858363	BS-5153	71770933	BS-5007	1019604	BS-5021
51859078	BS-5007	71770935	BS-5010	1023605	BS-5197
51876438	BS-5007	71772241	BS-5010	1025911	BS-5058
52015291	BS-5014	7545556	BS-5010	1044569	BS-5198
55700398	BS-5000	7566931	BS-5007	1044570	BS-5197

# Umschlüsselungsliste / Cross list

1045994	BS-5198	1361298	BS-5394	1469081	BS-5265
1045995	BS-5197	1361300	BS-5394	1469082	BS-5005
1066271	BS-5021	1371393	BS-5424	1469083	BS-5006
1073756	BS-5040	1371394	BS-5328	1469085	BS-5125
1107768	BS-5021	1371420	BS-5330	1473005	BS-5021
1108038	BS-5846	1371421	BS-5329	1473006	BS-5040
1112542	BS-5072	1373360	BS-5314	1473008	BS-5346
1137985	BS-5197	1373361	BS-5265	1488311	BS-5896
1137986	BS-5197	1373369	BS-5005	1490412	BS-5477
1141782	BS-5612	1373370	BS-5006	1499045	BS-5222
1143640	BS-5198	1373771	BS-5222	1404955	BS-5263
1143641	BS-5198	1373781	BS-5040	1405509	BS-5263
1148202	BS-5222	1376118	BS-5361	1500152	BS-5006
1197572	BS-5040	1376138	BS-5362	1500156	BS-5265
1223540	BS-5314	1379931	BS-5212	1500158	BS-5125
1223543	BS-5314	1379965	BS-5125	1501058	BS-5005
1223566	BS-5265	1380046	BS-5263	1501059	BS-5006
1223568	BS-5265	1384689	BS-5125	1501061	BS-5314
1223663	BS-5005	1385590	BS-5212	1501068	BS-5314
1223664	BS-5006	1387152	BS-5329	1501069	BS-5005
1223665	BS-5005	1387781	BS-5347	1503287	BS-5424
1223666	BS-5006	1388256	BS-5222	1503290	BS-5328
1253727	BS-5314	1388257	BS-5361	1506298	BS-5361
1253728	BS-5314	1380046	BS-5263	1506339	BS-5362
1253729	BS-5005	1404955	BS-5263	1507058	BS-5040
1253730	BS-5005	1405500	BS-5212	1514235	BS-5597
1253962	BS-5265	1405509	BS-5263	1514237	BS-5040
1253963	BS-5265	1405510	BS-5125	1520297	BS-5006
1253965	BS-5006	1420600	BS-5125	1520371	BS-5346
1320347	BS-5314	1420601	BS-5125	1522230	BS-5222
1320352	BS-5005	1434812	BS-5263	1523795	BS-5312
1320581	BS-5021	1434815	BS-5263	1524589	BS-5021
1320582	BS-5021	1451161	BS-5329	1526686	BS-5198
1320585	BS-5222	1456666	BS-5040	1526694	BS-5197
1321488	BS-5361	1456667	BS-5346	1535924	BS-5312
1323102	BS-5362	1464031	BS-5330	1541802	BS-5007
1323551	BS-5265	1464914	BS-5362	1541804	BS-5007
1323560	BS-5006	1465618	BS-5361	1546835	BS-5312
1323620	BS-5222	1465619	BS-5362	1547061	BS-5328
1323621	BS-5040	1468946	BS-5314	1568640	BS-5347

# Umschlüsselungsliste / Cross list

1568654	BS-5346	3M512A315CA	BS-5314	4457985	BS-5394
1575733	BS-5314	3M512A315E1D	BS-5265	4510722	BS-5469
1575734	BS-5005	3M512A315EC	BS-5265	4564296	BS-5467
1595875	BS-5037	3M512A315ED	BS-5265	4668068	BS-5467
1610869	BS-5037	3M512C375AC	BS-5005	5022654	BS-5021
1619053	BS-5037	3M512C375AD	BS-5005	5022666	BS-5040
1630149	BS-5040	3M512C375B1D	BS-5006	5022668	BS-5765
1637969	BS-5040	3M512C375BC	BS-5006	5022676	BS-5764
1659810	BS-5040	3M512C375BD	BS-5006	5022679	BS-5037
1676983	BS-5362	4041427	BS-5346	5023441	BS-5765
1679853	BS-5312	4041428	BS-5347	5023444	BS-5765
1681578	BS-5361	4044280	BS-5058	5023483	BS-5040
1704765	BS-5630	4056029	BS-5057	5025610	BS-5067
1715410	BS-5007	4070865	BS-5057	5025611	BS-5075
1734696	BS-5005	4071714	BS-5021	5025611	BS-5597
1738807	BS-5346	4077455	BS-5222	5026784	BS-5057
1738815	BS-5347	4083484	BS-5040	5026786	BS-5058
1748745	BS-5314	4084226	BS-5021	5027462	BS-5765
1756882	BS-5040	4096352	BS-5467	5027463	BS-5765
1757848	BS-5057	4097477	BS-5361	5028281	BS-5021
1780880	BS-5040	4097478	BS-5361	5029816	BS-5597
1797226	BS-5006	4098427	BS-5362	5030658	BS-5040
1808479	BS-5222	4098428	BS-5362	5135519	BS-5469
1829606	BS-5006	4110587	BS-5361	5209816	BS-5597
1864280	BS-5212	4111208	BS-5058	5L841032AD	BS-5469
1C1J1125A2D	BS-5346	4112996	BS-5058	6133552	BS-5765
1S7W1125AB	BS-5361	4115996	BS-5058	6135249	BS-5764
2M341027AA	BS-5477	4143445	BS-5362	6166055	BS-5764
2S611125AA	BS-5222	4176921	BS-5362	6168109	BS-5765
2T141125CC	BS-5394	4179398	BS-5361	6174443	BS-5037
2T141125EC	BS-5394	4179406	BS-5362	6183977	BS-5021
3049893	BS-5222	4181042	BS-5361	6191064	BS-5021
3395510	BS-5149	4360107	BS-5467	6193694	BS-5765
3415598	BS-5150	4367104	BS-5394	6450826	BS-5765
3555344	BS-5222	4367105	BS-5394	6784094	BS-5057
3573537	BS-5222	4367106	BS-5394	6784095	BS-5058
3898004	BS-5150	4395257	BS-5346	6952852	BS-5067
3898529	BS-5149	4429562	BS-5477	6C111125AA	BS-5424
3M512A315AD	BS-5314	4454777	BS-5467	6C111125AB	BS-5424
3M512A315AE	BS-5314	4455980	BS-5394	6C111125B1B	BS-5328

# Umschlüsselungsliste / Cross list

6C111125BB	BS-5328	95GX2A315EA	BS-5040	YM211125AA	BS-5846
6C112A097AB	BS-5329	95GX2A315EB	BS-5040	YM211125BA	BS-5612
6C112A315AA	BS-5330	95VWX1125B1D	BS-5198	YS6J1125CB	BS-5021
6C112A315AB	BS-5330	95VWX1125BD	BS-5198	YS6W1125AA	BS-5021
6G912A315BA	BS-5212	95VWX2A315A1D	BS-5197	YS6W1125AC	BS-5021
6G912C375FA	BS-5125	95VWX2A315AD	BS-5197	<b>GAZ</b>	<b>ZEKKERT</b>
6G9N2C375DB	BS-5263	95VWX2A315AE	BS-5197	33023501077	BS-5915
6M341027DA	BS-5477	95VX1125BA	BS-5597	33023501078	BS-5915
7204066	BS-5040	95WX1125BC	BS-5198	<b>GEELY</b>	<b>ZEKKERT</b>
7G911125BA	BS-5125	95WX2A315AB	BS-5197	1061001091	BS-5692
7M511125BB	BS-5006	96FX1125A1B	BS-5072	106100109101	BS-5692
7M511125FA	BS-5005	96FX1125AB	BS-5072	106100109102	BS-5692
7M512A315BA	BS-5265	96FX1125CA	BS-5021	106100109103	BS-5692
7M512A315FA	BS-5314	98AB1125BD	BS-5222	3501101005	BS-5685
7S611125BA	BS-5222	98AB1125BE	BS-5222	<b>GENERAL MOTORS</b>	<b>ZEKKERT</b>
7S7J2A315BB	BS-5362	98AB1125D1E	BS-5222	13502826	BS-5049
85GB1125CB	BS-5765	98AG1125E1B	BS-5222	13586854	BS-5049
86VX1125AB	BS-5764	98AG1125EA	BS-5222	96549630	BS-5405
88PX1125BA	BS-5037	98AG1125EB	BS-5222	<b>GREAT WALL</b>	<b>ZEKKERT</b>
89FX1125CE	BS-5021	98AX1125BF	BS-5222	3103102K00	BS-5671
8C1V2A315AA	BS-5896	9M512A315BA	BS-5314	3501011G08	BS-5147
8V511125AA	BS-5312	9M512A315BB	BS-5314	3501011XJZ08A	BS-5338
8V511125AB	BS-5312	9S511125CA	BS-5007	3502011XJZ08A	BS-5366
8V511125AC	BS-5312	AV611125BA	BS-5005	3502126	BS-5901
8V511125AD	BS-5312	AV611125BB	BS-5005	<b>HONDA</b>	<b>ZEKKERT</b>
92VX1125AA	BS-5067	BS511125AA	BS-5007	42510S1AE00	BS-5762
92VX1125BA	BS-5075	BV612A315BA	BS-5630	42510S1AE10	BS-5762
92VX1125BA	BS-5597	C1BC2A315AA	BS-5040	42510S5AA00	BS-5690
93BX1124AC	BS-5057	DN2033251	BS-5656	42510S6DE00	BS-5690
93BX1125AC	BS-5057	DV611125DA	BS-5006	42510S7AJ00	BS-5737
93BX2A315AD	BS-5058	DV611125EA	BS-5006	42510S7AJ50	BS-5737
93FX1125AA	BS-5021	F1CZ1125A	BS-5306	42510S9AE50	BS-5386
93FX1125S1A	BS-5021	F2CZ1125B	BS-5306	42510S9AN00	BS-5644
93FX1125SA	BS-5021	F3Z1125A	BS-5149	42510SA9E50	BS-5386
93GX1125AA	BS-5765	F3Z2C026A	BS-5150	42510SCAE00	BS-5644
93GX1125BA	BS-5765	F5RZ2C026A	BS-5058	42510SCAE50	BS-5386
95GB2A315B1C	BS-5040	F5TZ2C026A	BS-5918	42510SE0000	BS-5131
95GB2A315FA	BS-5040	T77BC1125BB	BS-5037	42510SE0010	BS-5131
95GB2A315FB	BS-5040	V85BX2A315AB	BS-5040	42510SE0010HS	BS-5131
95GJ2A315EC	BS-5040	YC1W1125B1B	BS-5347	42510SEAE00	BS-5479

# Umschlüsselungsliste / Cross list

42510SEAE50	BS-5479	42510TG5H00	BS-5695	45251SH3A00	BS-5686
42510SELT50	BS-5754	42510TLOG50	BS-5493	45251SH3A10	BS-5686
42510SFE000	BS-5709	42510TLOG51	BS-5493	45251SJAE91	BS-5797
42510SH3G00	BS-5131	42510TM8G00	BS-5903	45251SJAE91	BS-5618
42510SK3305	BS-5131	45251S06000	BS-5168	45251SJAE92	BS-5618
42510SK3E00	BS-5131	45251S0A940	BS-5661	45251SJHE10	BS-5366
42510SK7000	BS-5131	45251S1AE00	BS-5797	45251SK1A00	BS-5168
42510SK7A00	BS-5131	45251S1AE20	BS-5797	45251SK7000	BS-5168
42510SL5950	BS-5762	45251S1AE40	BS-5797	45251SK7A00	BS-5168
42510SL5J00	BS-5762	45251S1AG60	BS-5661	45251SK7A00HS	BS-5168
42510SM4950	BS-5682	45251S2HN00	BS-5172	45251SK7J00	BS-5168
42510SMCN00	BS-5644	45251S30000	BS-5736	45251SM4000	BS-5164
42510SMCN01	BS-5644	45251S50G00	BS-5677	45251SM4010	BS-5164
42510SMGE20	BS-5338	45251S50J00	BS-5677	45251SM4020	BS-5164
42510SN7000	BS-5682	45251S5DA10	BS-5168	45251SM4020HS	BS-5164
42510SNAA00	BS-5338	45251S5HT10	BS-5168	45251SM4320	BS-5164
42510SNAA01	BS-5338	45251S6DE10	BS-5168	45251SM4G00	BS-5739
42510SP0000	BS-5709	45251S6M000	BS-5892	45251SM4G01	BS-5739
42510SP0000HS	BS-5709	45251S7AB10	BS-5366	45251SM4G02	BS-5739
42510SR3000	BS-5754	45251S7AE10	BS-5366	45251SMCN10	BS-5366
42510SR3A10	BS-5754	45251S7AE11	BS-5366	45251SMCN11	BS-5366
42510SR3A11	BS-5754	45251S7AJ10	BS-5892	45251SMGE30	BS-5366
42510SR3G00	BS-5754	45251S7AN10	BS-5366	45251SMGE31	BS-5366
42510SR3J00	BS-5754	45251S9AE50	BS-5387	45251SMGG10	BS-5366
42510SR3J00HS	BS-5754	45251SAA000	BS-5462	45251SMGG11	BS-5366
42510SR3J01	BS-5754	45251SAA900	BS-5462	45251SN7E40	BS-5164
42510SS1000	BS-5754	45251SAA901	BS-5462	45251SN7E50	BS-5739
42510SV4A00	BS-5682	45251SAAAG00	BS-5677	45251SNA000	BS-5892
42510SWA000	BS-5386	45251SAAAG10	BS-5677	45251SNA010	BS-5892
42510SWAA00	BS-5386	45251SAAAG11	BS-5677	45251SNLT60	BS-5366
42510SWAA01	BS-5386	45251SAAAG50	BS-5377	45251SP0000	BS-5172
42510SWWG01	BS-5386	45251SCAE00	BS-5366	45251SR0A00	BS-5168
42510SX0000	BS-5709	45251SCAE50	BS-5387	45251SR0A10	BS-5168
42510SZ3J00	BS-5820	45251SCC000	BS-5168	45251SR3A00	BS-5686
42510T1GG00	BS-5386	45251SCC900	BS-5168	45251SR3A10	BS-5686
42510T1GG01	BS-5386	45251SEAE30	BS-5396	45251SS0000	BS-5661
42510TA0A00	BS-5683	45251SELT00	BS-5677	45251SS0000HS	BS-5661
42510TA0A01	BS-5683	45251SELT10	BS-5677	45251SS0300	BS-5661
42510TF0000	BS-5695	45251SH0A00	BS-5686	45251SS0A00	BS-5914
42510TG0T00	BS-5695	45251SH1A00	BS-5686	45251ST3E10	BS-5168

# Umschlüsselungsliste / Cross list

45251STXA00	BS-5461	5171226100	BS-5480	583294A450	BS-5409
45251STXA01	BS-5461	5171228300	BS-5745	584110U300	BS-5275
45251STXH01	BS-5461	517122B700	BS-5426	584110X500	BS-5860
45251SWAA20	BS-5432	517122C000	BS-5119	584111C800	BS-5262
45251SWE000	BS-5432	517122D300	BS-5223	584111H100	BS-5157
45251SWWG01	BS-5432	517122D310	BS-5223	584111H300	BS-5157
45251SZ3000	BS-5172	517122D370	BS-5223	584111P300	BS-5874
45251SZ3E00	BS-5172	517122H000	BS-5637	5841128300	BS-5187
45251SZT000	BS-5892	517122L500	BS-5667	5841129300	BS-5187
45251SZT010	BS-5892	517122T000	BS-5834	5841129310	BS-5187
45251SZT020	BS-5892	517122T100	BS-5834	584112B000	BS-5509
45251SZT030	BS-5892	517122V000	BS-5657	584112C000	BS-5733
45251SZY000	BS-5168	517122Y000	BS-5274	584112H300	BS-5271
45251T1EG00	BS-5432	5171233001	BS-5680	584112P000	BS-5442
45251T1EG01	BS-5432	5171233010	BS-5680	584112W010	BS-5442
45251TF3E00	BS-5168	5171238100	BS-5757	584112Y300	BS-5207
45251TG1T00	BS-5686	517123B000	BS-5349	5841138310	BS-5297
45251TG5H00	BS-5168	517123D100	BS-5358	5841139300	BS-5273
45251TLOG50	BS-5495	517123D300	BS-5358	5841139600	BS-5273
45251TLOG51	BS-5495	517123K050	BS-5119	584113A300	BS-5207
<b>HUMMER</b>	<b>ZEKERT</b>	517123K110	BS-5274	584113K100	BS-5640
15111376	BS-5818	517123K150	BS-5274	584113K110	BS-5640
15202106	BS-5814	517123K160	BS-5274	584113S100	BS-5640
15712801	BS-5902	517123V000	BS-5667	584113X300	BS-5800
<b>HYUNDAI</b>	<b>ZEKERT</b>	517124C000	BS-5834	584114H300	BS-5486
517120U000	BS-5276	517124D000	BS-5756	58411M2050	BS-5140
517120X500	BS-5485	517124D200	BS-5756	HB403101	BS-5693
5171217000	BS-5223	517124H500	BS-5323	HQ232405	BS-5711
517121C000	BS-5391	517124V000	BS-5893	<b>INFINITI</b>	<b>ZEKERT</b>
517121C050	BS-5390	517124V000	BS-5890	40206710	BS-5174
517121G000	BS-5261	51712A6000	BS-5893	402067100000	BS-5174
517121H100	BS-5119	51712A6000	BS-5866	4020671000000	BS-5174
5171221350	BS-5856	51712H1000	BS-5699	40206CL70A	BS-5458
5171221350DS	BS-5856	51712H1030	BS-5732	40206EG000	BS-5315
5171221A00	BS-5856	51712M2000	BS-5133	40206JL00A	BS-5728
5171221B00	BS-5856	52710H1000	BS-5499	40206VE800	BS-5696
5171224100	BS-5856	5812944010	BS-5282	43206CA000	BS-5287
5171225060	BS-5343	581294A000	BS-5281	43206EG000	BS-5287
5171225061	BS-5343	581294A200	BS-5645	<b>ISUZU</b>	<b>ZEKERT</b>
5171226000	BS-5349	583294A350	BS-5409	8941723761	BS-5734



# Umschlüsselungsliste / Cross list

8941733440	BS-5734	C2S4566	BS-5361	0K01A3325XB	BS-5191
8943619271	BS-5734	C2S4575	BS-5362	0K20133251D	BS-5190
8943724350	BS-5734	C2S49729	BS-5361	0K20133251E	BS-5190
8943754163	BS-5671	C2S49730	BS-5362	0K20A33251	BS-5190
8943754164	BS-5671	C2S9231	BS-5362	0K20A33251A	BS-5190
8943754251	BS-5103	<b>JEEP</b>	<b>ZEKKERT</b>	0K2A133251	BS-5190
8943755333	BS-5671	052089275AB	BS-5624	0K2AA26251	BS-5300
8943755334	BS-5671	052128247AA	BS-5727	0K2AA26251A	BS-5300
8970340343	BS-5671	4743999AA	BS-5435	0K2AA26251B	BS-5300
8970340353	BS-5671	4743999AB	BS-5435	0K2AA33251A	BS-5190
8970340361	BS-5103	4779599AA	BS-5881	0K2AA33251B	BS-5190
8970460811	BS-5103	4779599AB	BS-5881	0K2AA33251C	BS-5190
8971686311	BS-5716	5015965AA	BS-5184	0K2FA33251	BS-5701
8973718760	BS-5716	5105514AA	BS-5023	0K2N133251	BS-5374
94172376	BS-5734	5105515AA	BS-5617	0K2N233251	BS-5374
97034034	BS-5671	52005000	BS-5184	0K55A33251	BS-5761
97034036	BS-5103	52007710	BS-5184	0K55B33251	BS-5761
<b>IVECO</b>	<b>ZEKKERT</b>	52008184	BS-5859	0K58B33251	BS-5691
1908772	BS-5861	52008184AB	BS-5859	0K9A226251	BS-5741
1908773	BS-5443	52008264	BS-5184	0K9AA26251	BS-5741
2996027	BS-5619	52008440	BS-5184	0K9AA26251A	BS-5741
2996043	BS-5446	52089269AB	BS-5203	0K9AA26251B	BS-5741
2996121	BS-5447	52089275AB	BS-5624	0K9AA26251C	BS-5741
42470842	BS-5861	52098666	BS-5193	0KX4333251	BS-5191
42471111	BS-5443	52098672	BS-5192	5171207500	BS-5485
504121612	BS-5447	52109938AB	BS-5760	517120U000	BS-5276
7180256	BS-5443	52128247AA	BS-5727	517120Z000	BS-5274
7186309	BS-5619	68035012AB	BS-5646	5171217000	BS-5223
7186485	BS-5446	68035012AC	BS-5646	517121D100	BS-5119
93821867	BS-5861	68035022AB	BS-5664	517121F000	BS-5119
93821918	BS-5861	68035022AC	BS-5664	517121G000	BS-5261
<b>JAGUAR</b>	<b>ZEKKERT</b>	V5018411AA	BS-5654	517121M000	BS-5882
C2C25336	BS-5833	<b>KIA</b>	<b>ZEKKERT</b>	517122F000	BS-5223
C2C25337	BS-5822	0K011325XC	BS-5191	517122F100	BS-5476
C2C25339	BS-5438	0K01133251C	BS-5191	517122L500	BS-5667
C2D26352	BS-5438	0K01133251D	BS-5191	517122P700	BS-5426
C2S35270	BS-5361	0K01133251E	BS-5191	5171238300	BS-5687
C2S35271	BS-5362	0K0113325XC	BS-5191	5171238300	BS-5358
C2S42667	BS-5361	0K01A33251C	BS-5191	517123C000	BS-5358
C2S42668	BS-5362	0K01A33251D	BS-5191	517123C000	BS-5687

# Umschlüsselungsliste / Cross list

517123C100	BS-5358	21120350107	BS-5455	71738913	BS-5013
517123E500	BS-5475	21120350107000	BS-5455	71739568	BS-5014
517123K050	BS-5119	21120350107001	BS-5455	71769483	BS-5011
517123K110	BS-5274	21120350107002	BS-5455	7645056	BS-5008
517123K160	BS-5274	21123501070	BS-5455	7663465	BS-5007
517124D000	BS-5756	2112350107001	BS-5455	7663466	BS-5010
517124D200	BS-5756	21123501075	BS-5455	7779409	BS-5008
51712A6000	BS-5894	21210350107000	BS-5913	7789267	BS-5012
51712A6000	BS-5893	212103501070000	BS-5913	82394417	BS-5013
51712FD300	BS-5350	21213501070	BS-5913	82394418	BS-5013
51712M2000	BS-5133	2121350107080	BS-5913	82418684	BS-5013
5841107300	BS-5860	3103002	BS-5839	82418684	BS-5012
5841107500	BS-5860	7701207795	BS-5231	82427592	BS-5014
584110U300	BS-5275	<b>LANCIA</b>	<b>ZEKERT</b>	82433859	BS-5013
584111C800	BS-5262	46401356	BS-5086	82433918	BS-5011
584111D000	BS-5729	46403088	BS-5011	82434070	BS-5013
584111G300	BS-5262	46416712	BS-5008	82439939	BS-5013
584111H100	BS-5157	46423415	BS-5008	82439939	BS-5012
584111H300	BS-5157	46445006	BS-5014	82440275	BS-5013
584111P300	BS-5874	46455892	BS-5011	82440356	BS-5011
584112F100	BS-5651	46554302	BS-5010	82450539	BS-5014
584112K300	BS-5642	46758714	BS-5011	82450657	BS-5011
584112Y300	BS-5207	46758715	BS-5013	82451746	BS-5011
5841138310	BS-5297	46820655	BS-5010	K04779783AB	BS-5505
5841139600	BS-5273	46831042	BS-5013	<b>LAND ROVER</b>	<b>ZEKERT</b>
584113A300	BS-5207	51876438	BS-5007	FRC9831	BS-5713
584113C000	BS-5297	60699518	BS-5014	FTC1381	BS-5713
584113E300	BS-5669	60801753	BS-5013	FTC3846	BS-5713
584113E500	BS-5393	60801755	BS-5013	FTC461	BS-5713
584113K100	BS-5640	60801787	BS-5013	FTC902	BS-5626
584113S100	BS-5640	60801787	BS-5012	LR000470	BS-5263
58411M2050	BS-5140	60802029	BS-5010	LR000571	BS-5125
KDX7433251	BS-5748	60805117	BS-5007	LR001018	BS-5126
MDX7433251	BS-5748	60811266	BS-5008	LR007055	BS-5125
<b>LADA</b>	<b>ZEKERT</b>	60812137	BS-5086	LR016176	BS-5889
21013103002	BS-5839	60812422	BS-5011	LR017804	BS-5118
21013103010	BS-5839	60813038	BS-5011	LR017952	BS-5626
21013501070	BS-5839	60814804	BS-5012	LR017953	BS-5713
21083501070	BS-5456	71738145	BS-5008	LR018026	BS-5713
21103501070	BS-5840	71738911	BS-5012	LR027107	BS-5263

# Umschlüsselungsliste / Cross list

LR027123	BS-5212	4243130190	BS-5738	4351248100	BS-5402
LR031843	BS-5689	4243130260	BS-5857	4351248110	BS-5460
LR031844	BS-5118	4243130280	BS-5871	4351248110	BS-5906
LR033303	BS-5888	4243130290	BS-5649	4351248120	BS-5913
LR027107	BS-5263	4243133030	BS-5143	4351248120	BS-5906
LR000470	BS-5263	4243133050	BS-5143	4351250100	BS-5498
NTC8781	BS-5165	4243133080	BS-5367	4351250111	BS-5498
SDB000080	BS-5621	4243133100	BS-5143	4351250112	BS-5498
SDB000210	BS-5165	4243133130	BS-5431	4351250120	BS-5498
SDB000470	BS-5165	4243140080	BS-5738	4351253020	BS-5498
SDB000602	BS-5688	4243142060	BS-5422	4351258010	BS-5352
SDB000603	BS-5688	4243148010	BS-5367	4351258011	BS-5352
SDB000604	BS-5688	4243148020	BS-5367	4351260130	BS-5243
SDB000621	BS-5721	4243148040	BS-5403	4351260151	BS-5047
SDB000622	BS-5721	4243148041	BS-5403	4351260160	BS-5047
SDB000623	BS-5721	4243148050	BS-5403	4351260170	BS-5243
SDB000624	BS-5721	4243148080	BS-5908	4351260171	BS-5243
SDB000634	BS-5778	4243153010	BS-5857	4351260180	BS-5440
SDB000635	BS-5778	4243153011	BS-5857	4351622010	BS-5782
SDB000636	BS-5778	4243160201	BS-5145	<b>MAZDA</b>	<b>ZEKERT</b>
SDB000642	BS-5046	4243160221	BS-5242	1E0333251	BS-5072
SDB000643	BS-5046	4243160270	BS-5145	1E0333251A	BS-5072
SDB000644	BS-5046	4243160280	BS-5242	1E0333251D	BS-5072
SDB000645	BS-5046	4243160281	BS-5242	1E0433251	BS-5072
SDB000646	BS-5046	4243160290	BS-5244	1E0533251	BS-5021
SDB101070	BS-5621	435120E030	BS-5460	1E0633251	BS-5021
SDB500120	BS-5688	4351222260	BS-5791	1E0833251	BS-5021
SDB500150	BS-5778	4351224051	BS-5498	B25Y3325XB	BS-5280
SDB500160	BS-5046	4351230180	BS-5498	B26Y26251	BS-5717
SDB500181	BS-5821	4351230181	BS-5498	B26Y3325XA	BS-5306
SDB500182	BS-5821	4351230241	BS-5498	B4583325XA	BS-5280
SDB500192	BS-5689	4351230310	BS-5627	B4583325XB	BS-5280
SDB500193	BS-5689	4351233040	BS-5142	B4583325XC	BS-5280
SDB500201	BS-5118	4351233060	BS-5142	B4583325XD	BS-5280
SDB500202	BS-5118	4351233130	BS-5430	B45G26251A	BS-5891
SDB500230	BS-5118	4351233140	BS-5430	B4613325XB	BS-5306
SSB000645	BS-5046	4351242050	BS-5430	B4613325XC	BS-5306
<b>LEXUS</b>	<b>ZEKERT</b>	4351242090	BS-5430	B4613325XD	BS-5306
4243112310	BS-5665	4351247040	BS-5146	B4613325XE	BS-5306
4243130140	BS-5738	4351248081	BS-5402	B5Y23325X	BS-5280

# Umschlüsselungsliste / Cross list

B5Y23325XA	BS-5280	C24Y3325XB	BS-5252	GA4Y26251A	BS-5150
B5Y23325XB	BS-5280	C24Y3325XC	BS-5252	GA4Y26251C	BS-5150
B5Y23325XC	BS-5280	C24Y3325XC9A	BS-5252	GA4Y3325X	BS-5149
BB7E3325XA	BS-5749	C24Y3325XD	BS-5252	GA4Y3325XA	BS-5149
BB7E3325XB	BS-5749	C25Y26251A	BS-5254	GA4Y3325XC	BS-5149
BJ0Y3325X	BS-5306	C25Y26251B	BS-5254	GA4Y3325XG	BS-5149
BJ1Y3325X	BS-5662	C25Y26251C	BS-5254	GA4Y3325XH	BS-5149
BJ3Y26251	BS-5717	C26Y3325XA	BS-5253	GA4Y3325XJ	BS-5149
BP4Y26251A	BS-5267	C26Y3325XB	BS-5253	GA5Y26251	BS-5150
BP4Y26251B	BS-5267	C26Y3325XC	BS-5253	GA5Y26251A	BS-5150
BP4Y26251C	BS-5267	DD323325X	BS-5222	GA5Y26251B	BS-5150
BP4Y26251D	BS-5267	DD593325X	BS-5222	GA5Y26251C	BS-5150
BP4Y3325XA	BS-5252	DD593325XD	BS-5222	GA5Y26251D	BS-5150
BP4Y3325XB	BS-5252	DD633325X	BS-5222	GA5Y3325X	BS-5149
BP4Y3325XC	BS-5252	DF7133251	BS-5656	GA5Y3325XA	BS-5149
BP4Y3325XD	BS-5252	DF7133251A	BS-5656	GA5Y3325XC	BS-5149
BP6Y26251A	BS-5254	E1003325XA	BS-5467	GA5Y3325XD	BS-5149
BP6Y26251B	BS-5254	E92Z1125A	BS-5698	GA5Y3325XE	BS-5149
BP6Y26251C	BS-5254	EC023325X	BS-5467	GA7Y26251	BS-5150
BP6Y26251D	BS-5254	EF9126251	BS-5506	GA8Y26251	BS-5150
BP6Y26251E	BS-5254	EF913325X	BS-5469	GADY3325XE	BS-5149
BP6Y3325XA	BS-5253	EF9Y3325X	BS-5467	GF3Y26251A	BS-5161
BP6Y3325XB	BS-5253	EH143325X	BS-5746	GF3Y3325X	BS-5313
BP6Y3325XD	BS-5253	EH143325XA	BS-5746	GF3Y3325XA	BS-5313
BP6Y3325XE	BS-5253	F2ZZ1125B	BS-5749	GFYY26251	BS-5161
BP6Y3325XF	BS-5253	G0YN26251	BS-5150	GHP933251A	BS-5488
BR703325X	BS-5306	G0YN26251A	BS-5150	GHT226251	BS-5819
BR703325XA	BS-5306	G25Y26251	BS-5161	GJ253325XB	BS-5698
BR703325XB	BS-5306	G25Y26251A	BS-5161	GJ253325XC	BS-5698
BR703325XC	BS-5306	G25Y3325XA	BS-5313	GJ253325XD	BS-5698
BR703325XD	BS-5306	G26Y3325XA	BS-5389	GJ553325XA	BS-5698
BR703325XE	BS-5306	G33Y3325X	BS-5162	GJ553325XB	BS-5698
BR703325XF	BS-5306	G33Y3325XA	BS-5162	GJ553325XC	BS-5698
BR743325X	BS-5749	GA1Y26251	BS-5150	GJ553325XD	BS-5698
BW8Y33251	BS-5749	GA1Y26251A	BS-5150	GJ6Y3325X	BS-5389
C00Y3325X	BS-5149	GA1Y3325X	BS-5149	GJ6Y3325XA	BS-5389
C243325XC	BS-5252	GA2Y3325X	BS-5149	GTYP26251	BS-5150
C24Y26251B	BS-5267	GA2Y3325XA	BS-5149	GTYP26251B	BS-5150
C24Y26251C	BS-5267	GA3Y26251	BS-5150	GTYP26251C	BS-5150
C24Y26251C9A	BS-5267	GA4Y26251	BS-5150	K01126251A	BS-5708

# Umschlüsselungsliste / Cross list

K01133251A	BS-5488	A1084230212	BS-5613	A2014230912	BS-5060
L20626251	BS-5437	A1154200072	BS-5613	A2014231112	BS-5060
L20626251A	BS-5437	A1154230212	BS-5613	A2014231212	BS-5060
L20626251B	BS-5437	A1154230412	BS-5613	A2024210212	BS-5059
L20626251C	BS-5437	A1244211312	BS-5026	A202421021264	BS-5059
L2063325X	BS-5436	A124421131264	BS-5026	A2024210712	BS-5848
L2063325XA	BS-5436	A1244211612	BS-5022	A2024210912	BS-5848
L23226251C	BS-5753	A124421161264	BS-5022	A202421091264	BS-5848
N12326251	BS-5161	A1244212712	BS-5022	A2024230012	BS-5788
N12326251A	BS-5161	A1244231112	BS-5809	A2024230012	BS-5020
N1236251	BS-5161	A1264230012	BS-5613	A2024230012	BS-5060
N1236251A	BS-5161	A126423001205	BS-5613	A202423001264	BS-5060
NA013325A	BS-5705	A1294210212	BS-5022	A202423001264	BS-5788
NA013325X	BS-5705	A1294210312	BS-5022	A2034210312	BS-5289
NA013325XA	BS-5705	A1404210212	BS-5602	A2034210312	BS-5061
NA013325XB	BS-5705	A1404210912	BS-5602	A2034210512	BS-5201
NA013325XC	BS-5705	A1404211012	BS-5602	A203421051264	BS-5289
NA013325XD	BS-5705	A1634210012	BS-5601	A2034230012	BS-5062
NA013325XA	BS-5705	A1634210112	BS-5606	A2034230112	BS-5062
NF4726251	BS-5161	A1634210212	BS-5601	A2034230412	BS-5809
SA013325X	BS-5705	A1634210412	BS-5601	A2044210012	BS-5639
T0023325X	BS-5218	A1634230112	BS-5606	A2044210712	BS-5853
T0023325XA	BS-5218	A1644210412	BS-5838	A2044210812	BS-5879
TY013325X	BS-5218	A1644210512	BS-5776	A2044210912	BS-5625
TY013325XA	BS-5218	A1644211312	BS-5838	A2044211012	BS-5638
TY0733251A	BS-5218	A1644211412	BS-5776	A2044212512	BS-5853
TY073325XA	BS-5218	A1644230512	BS-5851	A2044212812	BS-5625
UM5133251	BS-5477	A1644230612	BS-5770	A2044212912	BS-5635
UR6133251	BS-5477	A1644231112	BS-5770	A2044213612	BS-5625
<b>MERCEDES-BENZ</b>	<b>ZEKERT</b>	A1644231212	BS-5851	A2044230612	BS-5785
A0004211112	BS-5638	A1644231312	BS-5770	A2044230912	BS-5785
A0004211212	BS-5879	A1684210112	BS-5286	A2044231512	BS-5785
A000421121207	BS-5879	A168421011264	BS-5286	A2104210712	BS-5289
A0004211912	BS-5639	A1694210112	BS-5773	A2104211212	BS-5201
A0004213012	BS-5638	A1694210812	BS-5773	A2104211512	BS-5201
A0004230512	BS-5785	A1694230312	BS-5771	A2104212212	BS-5201
A0004230912	BS-5633	A1694230912	BS-5771	A2104212412	BS-5061
A0004231012	BS-5598	A2014210812	BS-5768	A2104212412	BS-5289
A000423101207	BS-5598	A2014211212	BS-5768	A210421241264	BS-5289
A0210421241	BS-5289	A201421121264	BS-5768	A2104212512	BS-5201

# Umschlüsselungsliste / Cross list

A210421251264	BS-5289	A4634210012	BS-5614	A9024230512	BS-5054
A2104230112	BS-5062	A4634210112	BS-5614	A902423061207	BS-5054
A2104230312	BS-5809	A4634210312	BS-5614	A902423071207	BS-5054
A2104230412	BS-5062	A6014200072	BS-5055	A9044230112	BS-5290
A2104230612	BS-5809	A6014200272	BS-5055	A9044230212	BS-5290
A2104230912	BS-5062	A6014210412	BS-5055	A9044230312	BS-5290
A2104231012	BS-5809	A6014215012	BS-5055	A9064210012	BS-5256
A210423101264	BS-5809	A6014215112	BS-5055	A9064210112	BS-5256
A2114210712	BS-5792	A6384210112	BS-5238	A9064210212	BS-5256
A2114210812	BS-5792	A638421011205	BS-5238	A9064230012	BS-5599
A211421081264	BS-5792	A6384230112	BS-5239	A9064230112	BS-5388
A2114210912	BS-5863	A6394210012	BS-5277	<b>MINI</b>	<b>ZEKERT</b>
A211421091264	BS-5863	A6394210212	BS-5277	34116774985	BS-5623
A2114211012	BS-5635	A6394210312	BS-5277	34116858651	BS-5623
A2114211312	BS-5635	A6394230112	BS-5417	34211503070	BS-5372
A2114211412	BS-5635	A6614203172	BS-5608	34216774987	BS-5372
A2114230712	BS-5598	A6684210112	BS-5766	<b>MITSUBISHI</b>	<b>ZEKERT</b>
A2114230912	BS-5633	A6684230512	BS-5445	04616433	BS-5240
A2124211312	BS-5853	A6694210112	BS-5766	4605A068	BS-5407
A2204210912	BS-5610	A6694210612	BS-5766	4605A076	BS-5790
A220421091264	BS-5610	A9014210312	BS-5199	4615A002T	BS-5321
A2214210012	BS-5620	A9014210612	BS-5199	4615A006	BS-5327
A2214210612	BS-5774	A9014230412	BS-5200	4615A012	BS-5714
A2214211012	BS-5774	A9014230612	BS-5200	4615A035	BS-5158
A2214211112	BS-5620	A901423061264	BS-5200	4615A037	BS-5434
A2214211612	BS-5620	A9014230812	BS-5200	4615A038	BS-5433
A221421161207	BS-5620	A901423081204	BS-5200	4615A054	BS-5408
A2214211712	BS-5774	A9014231012	BS-5200	4615A056	BS-5825
A221421171207	BS-5774	A901423101264	BS-5200	4615A061	BS-5319
A2214231212	BS-5786	A9024210312	BS-5199	4615A097	BS-5907
A221423121207	BS-5786	A9024210412	BS-5199	4615A110	BS-5825
A2304230412	BS-5786	A9024210612	BS-5199	4615A115	BS-5136
A2464210112	BS-5886	A902421061204	BS-5199	4615A119	BS-5135
A246421011207	BS-5886	A9024210712	BS-5199	4615A125	BS-5835
A3413332217	BS-5783	A9024210912	BS-5199	4615A147	BS-5321
A4154200001	BS-5631	A902421091211	BS-5199	4615A178	BS-5023
A4154200701	BS-5631	A9024230112	BS-5054	4615A179	BS-5327
A421121207	BS-5879	A9024230312	BS-5054	4615A190	BS-5136
A421191207	BS-5639	A9024230412	BS-5054	4615A192	BS-5158
A4474210512	BS-5277	A902423041204	BS-5054	HQ232405	BS-5711

# Umschlüsselungsliste / Cross list

M4605A068	BS-5407	MN116329	BS-5136	4020600Q0G	BS-5894
M4605A076	BS-5790	MN116330	BS-5136	4020600Q0G	BS-5872
M818027	BS-5226	MN116332	BS-5135	4020600Q0K	BS-5107
MB407030	BS-5816	MN116979	BS-5511	4020600QAA	BS-5107
MB407038	BS-5693	MN116981	BS-5511	4020600QAD	BS-5311
MB407039	BS-5693	MR128153	BS-5133	4020600QAE	BS-5141
MB407039T	BS-5693	MR129648	BS-5134	4020600QAF	BS-5141
MB407639	BS-5133	MR205215	BS-5327	4020600QAG	BS-5141
MB618340	BS-5722	MR205584	BS-5133	4020600QAJ	BS-5106
MB618716	BS-5134	MR205585	BS-5133	402060F001	BS-5815
MB618797	BS-5137	MR249356	BS-5225	402060M600	BS-5799
MB618799	BS-5202	MR334996	BS-5674	402060M601	BS-5799
MB668063	BS-5140	MR334998	BS-5650	402060M602	BS-5799
MB668083	BS-5140	MR389722	BS-5133	402060M801	BS-5227
MB668107	BS-5133	MR389725	BS-5722	402060M802	BS-5227
MB668108	BS-5202	MR407116	BS-5319	402061KA3A	BS-5589
MB699282	BS-5139	MR407289	BS-5319	402061KC1B	BS-5183
MB699283	BS-5139	MR418067	BS-5471	402061LA1A	BS-5831
MB699284	BS-5817	MR449769	BS-5139	402061W600	BS-5696
MB699285	BS-5817	MR449770	BS-5817	4020621T01	BS-5798
MB699288	BS-5225	MR449771	BS-5817	402062F500	BS-5177
MB699289	BS-5225	MR475330	BS-5133	402062F501	BS-5177
MB699716	BS-5138	MR475331	BS-5722	402062N301	BS-5672
MB699761	BS-5710	MR493489	BS-5513	402062U000	BS-5830
MB699964	BS-5140	MR510741	BS-5332	402062Y502	BS-5796
MB858799	BS-5474	MR510742	BS-5332	402062Y505	BS-5796
MB895098	BS-5722	MR510965	BS-5408	4020631G00	BS-5815
MB895200	BS-5224	MR510966	BS-5408	4020631G01	BS-5815
MB895444	BS-5474	MR527825	BS-5332	402063L103	BS-5796
MB895464	BS-5281	MR569483	BS-5134	402063X00B	BS-5413
MB928697	BS-5134	MR699285	BS-5817	402063Y502	BS-5325
MB928716	BS-5224	MR913846	BS-5225	402063Y503	BS-5325
MB928994	BS-5133	MR955407	BS-5679	4020640U02	BS-5796
MB928995	BS-5133	MR955407T	BS-5679	4020640U12	BS-5796
MB950886	BS-5722	MR955408	BS-5679	402064EA0A	BS-5917
MB950922	BS-5139	MR955637	BS-5133	402064M402	BS-5174
MK356572	BS-5904	MR955697	BS-5825	402064M405	BS-5174
MN102276	BS-5321	<b>NISSAN</b>	<b>ZEKERT</b>	402064U101	BS-5325
MN102276T	BS-5321	4020600Q0D	BS-5106	402064U103	BS-5325
MN102438T	BS-5679	4020600Q0E	BS-5107	402064U105	BS-5325

# Umschlüsselungsliste / Cross list

402064U107	BS-5325	40206EB300	BS-5414	432065M311	BS-5176
4020655F01	BS-5177	40206EB320	BS-5413	432068H304	BS-5036
4020655F03	BS-5177	40206EE320	BS-5231	432068H305	BS-5036
4020658A00	BS-5704	40206EG000	BS-5315	432068H700	BS-5036
4020658A01	BS-5704	40206EM10A	BS-5259	432068H701	BS-5036
402065X00A	BS-5413	40206ET01A	BS-5428	432068H702	BS-5036
4020660Y01	BS-5704	40206G9500	BS-5178	4320699J00	BS-5176
4020662Y01	BS-5672	40206JD00A	BS-5183	4320699J01	BS-5176
402066W500	BS-5696	40206JD00B	BS-5183	4320699J04	BS-5675
4020671	BS-5174	40206JE20A	BS-5183	43206CA000	BS-5287
40206710	BS-5174	40206JG00A	BS-5183	43206CK000	BS-5287
402067100	BS-5174	40206JL00A	BS-5728	43206EB300	BS-5470
4020673L01	BS-5177	40206JN90A	BS-5482	43206EM10A	BS-5468
402067J101	BS-5177	40206JY01A	BS-5183	43206JD00A	BS-5449
40206880	BS-5173	40206MB600	BS-5743	43206VB000	BS-5483
4020688000	BS-5173	40206VB000	BS-5643	43206WA201	BS-5206
40206880000	BS-5173	40206VB001	BS-5643	432079X100	BS-5666
40206890	BS-5173	40206VE800	BS-5696	532065M311	BS-5176
402068B710	BS-5227	40206VJ200	BS-5815	7700314064	BS-5311
402068H300	BS-5325	40206WD200	BS-5545	7700314107	BS-5596
4020690J01	BS-5175	40206ZR01A	BS-5831	7701206845	BS-5141
4020693J00	BS-5174	4320600QAA	BS-5596	8200010519	BS-5141
4020693J01	BS-5174	4320605J03	BS-5483	D02060M602	BS-5799
402069C100	BS-5718	4320605J04	BS-5483	D020693J0AVA	BS-5174
402069C101	BS-5718	4320620U00	BS-5747	<b>OPEL</b>	<b>ZEKERT</b>
402069J400	BS-5500	432062Y503	BS-5206	0569000	BS-5248
402069W000	BS-5345	4320631U10	BS-5206	0569001	BS-5035
402069X403	BS-5653	4320631U12	BS-5206	0569003	BS-5383
402069Y000	BS-5345	4320632G01	BS-5673	0569004	BS-5605
40206AD000	BS-5628	4320643P01	BS-5747	0569006	BS-5307
40206AX000	BS-5629	4320643P012	BS-5747	0569007	BS-5307
40206AX600	BS-5231	4320643P02	BS-5747	0569010	BS-5063
40206AX602	BS-5231	432064BA0A	BS-5036	0569014	BS-5034
40206AX603	BS-5231	432064U001	BS-5206	0569020	BS-5355
40206AX60A	BS-5231	432064U100	BS-5465	0569021	BS-5354
40206C7000	BS-5178	432064U101	BS-5465	0569024	BS-5000
40206C7001	BS-5178	432064U102	BS-5465	0569030	BS-5033
40206CA010	BS-5315	432064U103	BS-5465	0569031	BS-5034
40206CL70B	BS-5458	4320654C00	BS-5171	0569042	BS-5035
40206CT40A	BS-5629	4320654C01	BS-5171	0569044	BS-5600



# Umschlüsselungsliste / Cross list

0569045	BS-5600	0569119	BS-5847	4801857	BS-5269
0569046	BS-5063	0569121	BS-5159	4804637	BS-5269
0569050	BS-5671	0569206	BS-5847	4808848	BS-5268
0569051	BS-5671	0569208	BS-5159	5390786	BS-5099
0569053	BS-5160	0569209	BS-5217	5391560	BS-5294
0569054	BS-5034	0569210	BS-5163	8943754163	BS-5671
0569055	BS-5063	0569421	BS-5622	90008005	BS-5033
0569056	BS-5099	0569801	BS-5734	90008006	BS-5034
0569059	BS-5100	0596106	BS-5103	90250546	BS-5035
0569060	BS-5247	13501307	BS-5622	90295087	BS-5035
0569061	BS-5294	13502044	BS-5050	90344650	BS-5600
0569063	BS-5622	13502045	BS-5050	90345699	BS-5847
0569065	BS-5000	13502051	BS-5051	90392559	BS-5600
0569066	BS-5247	13502052	BS-5051	90393496	BS-5600
0569067	BS-5307	13502134	BS-5052	90421727	BS-5063
0569069	BS-5050	13502135	BS-5052	90421872	BS-5847
0569070	BS-5051	13502137	BS-5755	90444513	BS-5159
0569071	BS-5755	13502138	BS-5755	90487103	BS-5160
0569072	BS-5052	13502213	BS-5622	90487402	BS-5035
0569073	BS-5050	13503988	BS-5051	90498304	BS-5101
0569074	BS-5052	13504280	BS-5755	90511111	BS-5034
0569076	BS-5051	20955857	BS-5268	90511128	BS-5063
0569077	BS-5049	20968395	BS-5269	90512029	BS-5099
0569078	BS-5622	32025723	BS-5099	90512909	BS-5217
0569082	BS-5051	4403038	BS-5311	90512910	BS-5163
0569085	BS-5755	4403045	BS-5596	90539466	BS-5247
0569086	BS-5014	4408275	BS-5141	90575113	BS-5246
0569091	BS-5836	4413734	BS-5141	9111038	BS-5311
0569092	BS-5049	4414632	BS-5141	9111045	BS-5596
0569095	BS-5014	4419359	BS-5913	91151563	BS-5103
0569104	BS-5103	4419359	BS-5872	91158407	BS-5294
0569106	BS-5103	4419362	BS-5632	91159915	BS-5141
0569108	BS-5101	4501421	BS-5311	91165426	BS-5141
0569109	BS-5246	4700455	BS-5752	9117677	BS-5100
0569111	BS-5101	4706749	BS-5655	9117678	BS-5247
0569114	BS-5604	4707288	BS-5655	9117771	BS-5101
0569115	BS-5382	4708241	BS-5752	9117772	BS-5246
0569116	BS-5293	48008848	BS-5268	9191247	BS-5605
0569117	BS-5217	4801628	BS-5099	9194477	BS-5294
0569118	BS-5163	4801850	BS-5268	9195981	BS-5355

# Umschlüsselungsliste / Cross list

9195985	BS-5354	97034036	BS-5103	432001539R	BS-5899
9196050	BS-5248	<b>PORSCHE</b>	<b>ZEKKERT</b>	432001868R	BS-5877
9196587	BS-5101	95535140100	BS-5284	432004327R	BS-5869
9197912	BS-5099	95535140140	BS-5284	432006506R	BS-5878
9199577	BS-5089	95535140141	BS-5284	432007595R	BS-5877
93161253	BS-5141	95535140150	BS-5784	432007595R	BS-5899
93171497	BS-5383	95535140151	BS-5784	432023939R	BS-5869
93171500	BS-5605	95535140200	BS-5285	432027112R	BS-5870
93171778	BS-5604	95535140240	BS-5285	5001864712	BS-5595
93171848	BS-5382	95535140241	BS-5285	5010260609	BS-5595
93175376	BS-5307	95535140250	BS-5793	6001547683	BS-5179
93176389	BS-5655	95535140251	BS-5793	6001547684	BS-5105
93176548	BS-5293	95535240100	BS-5392	6001548578	BS-5107
93179053	BS-5099	95535240130	BS-5392	6001549211	BS-5105
93179462	BS-5655	95535240131	BS-5392	7700314064	BS-5311
93181113	BS-5307	95B615301B	BS-5781	7700314107	BS-5596
93182283	BS-5600	95B615601A	BS-5876	7700426389	BS-5214
93182284	BS-5099	<b>RENAULT</b>	<b>ZEKKERT</b>	7700428389	BS-5214
93182295	BS-5160	402020003R	BS-5870	7700704705	BS-5105
93182306	BS-5099	402022291R	BS-5870	7700756572	BS-5106
93188917	BS-5000	402024076R	BS-5869	7700780892	BS-5107
93192978	BS-5752	402060002R	BS-5590	7700813549	BS-5107
93197241	BS-5000	402060010R	BS-5001	7700842131	BS-5107
93197403	BS-5866	402062212R	BS-5890	7701204228	BS-5107
93197403	BS-5872	402062212R	BS-5872	7701204282	BS-5105
93197406	BS-5632	402063149R	BS-5890	7701204286	BS-5106
93197592	BS-5247	402063149R	BS-5894	7701204304	BS-5107
93197712	BS-5307	402064151R	BS-5001	7701204828	BS-5107
94172376	BS-5734	402064408R	BS-5590	7701205086	BS-5214
94372435	BS-5734	402066300R	BS-5594	7701205230	BS-5214
94375416	BS-5671	402066813R	BS-5590	7701205653	BS-5107
94375425	BS-5103	402067023R	BS-5590	7701205842	BS-5214
94375533	BS-5671	402067615R	BS-5890	7701206118	BS-5214
94375553	BS-5671	402067615R	BS-5873	7701206339	BS-5107
95511282	BS-5014	402069828R	BS-5428	7701206845	BS-5141
95513700	BS-5752	40206JY01A	BS-5183	7701207795	BS-5231
96625873	BS-5269	432000015R	BS-5870	7701207823	BS-5232
96625948	BS-5268	432000016R	BS-5036	7701207829	BS-5214
97034034	BS-5671	432000367R	BS-5632	7701207897	BS-5404
97034035	BS-5671	432001539R	BS-5877	7701207898	BS-5213

# Umschlüsselungsliste / Cross list

7701208252	BS-5179	SDB100600	BS-5168	0004341V002000000	BS-5266
7701209839	BS-5631	<b>SAAB</b>	<b>ZEKKERT</b>	0004341V003	BS-5266
7701472838	BS-5862	12762290	BS-5382	0004341V003000000	BS-5266
7701713008	BS-5862	12762291	BS-5604	004341V004000000	BS-5266
7711130077	BS-5141	13502213	BS-5622	4341V001000000	BS-5266
8200038305	BS-5232	32025723	BS-5099	4341V002000000	BS-5266
8200123117	BS-5179	4565693	BS-5163	4341V003000000	BS-5266
8200209774	BS-5862	4566840	BS-5099	4514210112	BS-5266
8200227715	BS-5141	4567798	BS-5294	4534200100	BS-5890
8200367094	BS-5862	4837019	BS-5099	4544200001	BS-5407
8200381148	BS-5869	4837027	BS-5163	45442000101	BS-5407
8200655249	BS-5862	4839007	BS-5099	4544200072	BS-5790
8200688880	BS-5894	4839015	BS-5163	4544230101	BS-5714
8200688880	BS-5872	4839320	BS-5099	C0004341V001000000	BS-5266
8201464598	BS-5107	4839338	BS-5163	Q004341V001	BS-5266
8201464604	BS-5631	5024260	BS-5163	Q004341V002	BS-5266
8671000083	BS-5105	5055389	BS-5294	<b>SSANGYONG</b>	<b>ZEKKERT</b>
8671000085	BS-5106	5084751	BS-5163	4144108130	BS-5720
8671005976	BS-5107	5084769	BS-5294	4144109100	BS-5490
8671018195	BS-5107	5122833	BS-5294	4144109110	BS-5490
8952007710	BS-5184	5390786	BS-5099	4144134000	BS-5647
8952008264	BS-5184	5391560	BS-5294	4144134001	BS-5647
<b>ROVER</b>	<b>ZEKKERT</b>	5391578	BS-5163	4840105101	BS-5255
EGP1254	BS-5131	8951543	BS-5128	4840105110	BS-5255
GBD90037	BS-5739	8968588	BS-5128	4840109000	BS-5148
GBD90817	BS-5131	8970717	BS-5128	4840109100	BS-5652
GBD90835	BS-5682	9156785	BS-5382	4840121000	BS-5652
GBD90836	BS-5164	9156807	BS-5383	4840121001	BS-5652
GBD90837	BS-5739	9184405	BS-5294	4840134000	BS-5659
GBD90840	BS-5168	9191247	BS-5605	4840134100	BS-5668
GBD90841	BS-5204	9191336	BS-5604	4840109000	BS-5148
GBD90843	BS-5739	9194477	BS-5294	6614203172	BS-5608
GBD90844	BS-5811	93171497	BS-5383	<b>SUBARU</b>	<b>ZEKKERT</b>
GBD90847	BS-5808	93171500	BS-5605	26300AE040	BS-5504
SDB000870	BS-5808	93188377	BS-5382	26300AE050	BS-5181
SDB000880	BS-5811	93188378	BS-5604	26300AE060	BS-5182
SDB000990	BS-5168	<b>SMART</b>	<b>ZEKKERT</b>	26300AE061	BS-5182
SDB090836EVA	BS-5164	0004341V001	BS-5266	26300AE070	BS-5181
SDB090836SLP	BS-5164	0004341V001000000	BS-5266	26300AE071	BS-5181
SDB100500	BS-5204	0004341V002	BS-5266	26300AE090	BS-5504

# Umschlüsselungsliste / Cross list

26300AE091	BS-5504	26700AG001	BS-5406	5521165J01	BS-5420
26300AG000	BS-5911	26700AJ010	BS-5837	5521165J02000	BS-5420
26300AG001	BS-5911	26700FE010	BS-5180	5521167D00	BS-5487
26300FE010	BS-5181	26700FE030	BS-5180	5521167D01	BS-5487
26300FE010	BS-5182	26700FE080	BS-5180	5521176J00	BS-5592
26300FE011	BS-5182	26700FG000	BS-5439	5521176J00	BS-5714
26300FE011	BS-5181	26700FJ000	BS-5913	5521176J00000	BS-5592
26300FE040	BS-5182	26700FJ000	BS-5887	5521176J01	BS-5592
26300SA000	BS-5182	26700XA00A	BS-5510	5521176J01	BS-5714
26300SA001	BS-5182	26710AC020	BS-5180	5521176J01000	BS-5592
26300XA00A	BS-5418	26710FA130	BS-5180	5521176J02	BS-5592
26310AA021	BS-5504	4243112310	BS-5665	5521176J02	BS-5714
26310AA031	BS-5504	4351212710	BS-5670	5521176J02000	BS-5714
26310AA032	BS-5504	43512B1050	BS-5829	5521176J02000	BS-5592
26310AA040	BS-5180	43512B1050	BS-5725	5521176J02000	BS-5813
26310AA050	BS-5180	5531186G02	BS-5655	5521180000	BS-5813
26310AA051	BS-5180	<b>SUZUKI</b>	<b>ZEKERT</b>	5521180000A00	BS-5813
26310AA081	BS-5181	5521160A00	BS-5813	5531161G00	BS-5715
26310AA091	BS-5181	5521160A00	BS-5714	5531161G00000	BS-5715
26310AA092	BS-5181	5521160A00000	BS-5714	5531161G01	BS-5715
26310AA101	BS-5181	5521160A00A00	BS-5813	5531161G01000	BS-5715
26310AA120	BS-5181	5521160A01	BS-5813	5531161G02000	BS-5715
26310AA121	BS-5181	5521160A01	BS-5714	5531162G00	BS-5241
26310AA140	BS-5181	5521160A01	BS-5592	5531162G00000	BS-5241
26310AA151	BS-5181	5521160A01000	BS-5592	5531162G01	BS-5241
26310AC040	BS-5182	5521160A01000	BS-5813	5531162G02	BS-5241
26310AC041	BS-5182	5521165D00	BS-5487	5531162G02000	BS-5241
26310AC060	BS-5504	5521165D01	BS-5487	5531162G03000	BS-5241
26310PA030	BS-5504	5521165D02	BS-5487	5531162J00	BS-5752
26310PA080	BS-5504	5521165D10	BS-5496	5531162J01	BS-5752
26700AE010	BS-5324	5521165D10000	BS-5496	5531162J02000	BS-5752
26700AE030	BS-5697	5521165D11	BS-5496	5531162J10	BS-5752
26700AE04A	BS-5697	5521165D11000	BS-5496	5531168L50	BS-5678
26700AE060	BS-5324	5521165D12	BS-5496	5531175F00	BS-5660
26700AE061	BS-5324	5521165D12000	BS-5496	5531175F00000	BS-5660
26700AE062	BS-5324	5521165D13	BS-5496	5531179J01	BS-5045
26700AE070	BS-5697	5521165D14000	BS-5496	5531179J01000	BS-5045
26700AE080	BS-5697	5521165D21	BS-5496	5531179J02	BS-5045
26700AE081	BS-5697	5521165J00	BS-5420	5531179J02000	BS-5045
26700AG000	BS-5406	5521165J00000	BS-5420	5531179J03000	BS-5045

# Umschlüsselungsliste / Cross list

5531180G00	BS-5365	4243112280	BS-5419	4243148060	BS-5823
5531180G00000	BS-5365	4243112310	BS-5665	4243148070	BS-5824
5531180G03000	BS-5365	4243114100	BS-5803	4243151010	BS-5731
5531184E01000	BS-5655	4243114110	BS-5803	4243152050	BS-5726
5531186G02	BS-5655	4243114120	BS-5803	4243152060	BS-5726
5531186G02000	BS-5655	4243114150	BS-5738	4243153010	BS-5857
55311A75F00000	BS-5660	4243114170	BS-5738	4243153011	BS-5857
55311M75F00	BS-5660	4243120390	BS-5702	4243160080	BS-5730
55311M75F00000	BS-5660	4243120420	BS-5702	4243160130	BS-5145
5551160A00	BS-5813	4243120430	BS-5615	4243160170	BS-5494
5551180000	BS-5813	4243122170	BS-5738	4243160171	BS-5494
5561155L00	BS-5854	4243122180	BS-5827	4243160180	BS-5494
5561155L01000	BS-5854	4243122220	BS-5827	4243160190	BS-5145
5561177K00	BS-5441	4243128090	BS-5706	4243160200	BS-5145
5561177K01	BS-5441	4243128091	BS-5706	4243160201	BS-5145
5561180J00	BS-5875	4243128120	BS-5706	4243160220	BS-5242
5561180J01	BS-5875	4243128150	BS-5706	4243160221	BS-5242
5561180J10	BS-5875	4243130240	BS-5738	4243160280	BS-5242
5561180J11	BS-5875	4243130280	BS-5871	4243160281	BS-5242
96058796	BS-5813	4243130290	BS-5649	4243160290	BS-5244
9998560A00	BS-5813	4243132050	BS-5700	4243160311	BS-5826
9998560A00	BS-5714	4243132111	BS-5702	4351202040	BS-5147
<b>TOYOTA</b>	<b>ZEKERT</b>	4243133030	BS-5143	4351202050	BS-5777
4243102050	BS-5378	4243133040	BS-5700	4351202070	BS-5379
4243102070	BS-5378	4243133050	BS-5143	4351202071	BS-5379
4243102071	BS-5378	4243133080	BS-5367	4351202090	BS-5379
4243102170	BS-5419	4243133130	BS-5431	4351202180	BS-5801
4243102180	BS-5419	4243133140	BS-5367	4351202190	BS-5340
4243102190	BS-5380	4243142040	BS-5472	4351202330	BS-5750
4243105030	BS-5473	4243142041	BS-5472	4351205010	BS-5740
4243105060	BS-5473	4243142060	BS-5422	4351205010	BS-5205
4243105070	BS-5663	4243144030	BS-5706	4351205020	BS-5205
4243106030	BS-5143	4243147020	BS-5726	4351205020	BS-5740
424310D050	BS-5726	4243147030	BS-5702	4351205030	BS-5291
424310E020	BS-5824	4243148010	BS-5367	4351205040	BS-5397
424310F010	BS-5858	4243148020	BS-5367	4351205050	BS-5015
424310F020	BS-5703	4243148030	BS-5143	4351205070	BS-5015
4243112210	BS-5726	4243148040	BS-5403	4351205110	BS-5015
4243112250	BS-5726	4243148041	BS-5403	4351206010	BS-5512
4243112260	BS-5380	4243148050	BS-5403	4351206020	BS-5142

# Umschlüsselungsliste / Cross list

4351206030	BS-5142	4351212680	BS-5340	4351226090	BS-5742
4351206031	BS-5142	4351212690	BS-5801	4351226140	BS-5607
4351207020	BS-5142	4351212710	BS-5670	4351226160	BS-5607
435120C020	BS-5794	4351213030	BS-5692	4351228020	BS-5909
435120D010	BS-5317	4351216070	BS-5712	4351228040	BS-5724
435120D030	BS-5318	4351216120	BS-5712	4351228050	BS-5502
435120D050	BS-5318	4351217120	BS-5318	4351228051	BS-5502
435120D060	BS-5507	4351217130	BS-5318	4351228060	BS-5219
435120D090	BS-5723	4351217131	BS-5318	4351228110	BS-5219
435120D190	BS-5723	4351220090	BS-5742	4351228111	BS-5219
435120E030	BS-5460	4351220190	BS-5751	4351228140	BS-5724
435120F030	BS-5340	4351220240	BS-5588	4351228180	BS-5804
435120H010	BS-5415	4351220280	BS-5751	4351228181	BS-5804
435120H020	BS-5415	4351220310	BS-5588	4351230160	BS-5591
435120K060	BS-5648	4351220380	BS-5751	4351230180	BS-5498
435120K070	BS-5648	4351220430	BS-5751	4351230181	BS-5498
435120K100	BS-5872	4351220440	BS-5751	4351230220	BS-5591
435120K100	BS-5894	4351220470	BS-5146	4351230240	BS-5498
4351212250	BS-5588	4351220480	BS-5146	4351230241	BS-5498
4351212260	BS-5588	4351220500	BS-5205	4351230260	BS-5591
4351212290	BS-5588	4351220500	BS-5740	4351230310	BS-5627
4351212310	BS-5588	4351220580	BS-5146	4351232300	BS-5146
4351212320	BS-5588	4351220590	BS-5751	4351233020	BS-5512
4351212330	BS-5588	4351220600	BS-5751	4351233040	BS-5142
4351212340	BS-5344	4351220601	BS-5751	4351233041	BS-5142
4351212350	BS-5344	4351220620	BS-5146	4351233042	BS-5142
4351212360	BS-5344	4351220630	BS-5751	4351233043	BS-5142
4351212390	BS-5795	4351220640	BS-5751	4351233050	BS-5512
4351212440	BS-5588	4351220700	BS-5146	4351233060	BS-5142
4351212490	BS-5588	4351220701	BS-5146	4351233080	BS-5142
4351212520	BS-5828	4351220710	BS-5341	4351233090	BS-5142
4351212550	BS-5147	4351220711	BS-5341	4351233100	BS-5804
4351212580	BS-5344	4351220740	BS-5341	4351233100	BS-5352
4351212590	BS-5344	4351222210	BS-5498	4351233130	BS-5430
4351212610	BS-5777	4351222220	BS-5457	4351233140	BS-5430
4351212611	BS-5777	4351222240	BS-5464	4351235110	BS-5501
4351212620	BS-5379	4351222250	BS-5457	4351235190	BS-5501
4351212621	BS-5379	4351222260	BS-5791	4351235200	BS-5497
4351212650	BS-5777	4351224051	BS-5498	4351235210	BS-5489
4351212670	BS-5333	4351224071	BS-5498	4351235220	BS-5719

# Umschlüsselungsliste / Cross list

4351235250	BS-5497	4351252090	BS-5318	1J0615301S	BS-5030
4351235270	BS-5501	4351252120	BS-5723	1J0615601	BS-5032
4351235320	BS-5894	4351258010	BS-5352	1J0615601C	BS-5032
4351235320	BS-5893	4351258011	BS-5352	1J0615601N	BS-5032
4351235321	BS-5894	4351260041	BS-5719	1J0615601P	BS-5032
4351235321	BS-5872	4351260050	BS-5759	1J0698301D	BS-5031
4351235322	BS-5894	4351260090	BS-5658	1JE615301	BS-5031
4351235322	BS-5890	4351260100	BS-5719	1J0615301C	BS-5030
4351242010	BS-5508	4351260120	BS-5489	1J0615301E	BS-5251
4351242020	BS-5508	4351260130	BS-5243	1J0615301M	BS-5251
4351242030	BS-5353	4351260140	BS-5802	1K0615301AA	BS-5016
4351242031	BS-5353	4351260150	BS-5047	1K0615301AC	BS-5041
4351242032	BS-5353	4351260151	BS-5047	1K0615301AK	BS-5041
4351242050	BS-5430	4351260170	BS-5243	1K0615301K	BS-5043
4351242090	BS-5430	4351260171	BS-5243	1K0615301S	BS-5041
4351244010	BS-5142	4351260180	BS-5440	1K0615301T	BS-5043
4351244011	BS-5142	4351260190	BS-5304	1K0615601AA	BS-5116
4351244020	BS-5142	4351260191	BS-5304	1K0615601AB	BS-5044
4351244021	BS-5142	4351263010	BS-5341	1K0615601AC	BS-5042
4351247030	BS-5779	43512B1050	BS-5829	1K0615601AD	BS-5398
4351247040	BS-5146	4351622010	BS-5782	1K0615601K	BS-5044
4351248010	BS-5352	SU00300585	BS-5181	1K0615601L	BS-5042
4351248011	BS-5352	SU00300639	BS-5439	1K0615601M	BS-5398
4351248031	BS-5676	VAG	ZEKKERT	230234	BS-5081
4351248060	BS-5352	171615301	BS-5069	230538	BS-5266
4351248080	BS-5402	171615301V	BS-5069	230563	BS-5038
4351248081	BS-5402	175615301	BS-5069	230701	BS-5061
4351248100	BS-5402	191615601	BS-5087	230725	BS-5042
4351248110	BS-5460	191615601A	BS-5087	251407617D	BS-5767
4351248120	BS-5887	191615601B	BS-5087	251407617F	BS-5767
4351248120	BS-5906	1HM615601	BS-5087	251407617G	BS-5767
4351250100	BS-5498	1J0615301	BS-5030	251407617K	BS-5767
4351250110	BS-5498	1J0615301C	BS-5030	251407617L	BS-5767
4351250111	BS-5498	1J0615301D	BS-5031	251407617M	BS-5767
4351250112	BS-5498	1J0615301E	BS-5251	251407617N	BS-5767
4351252010	BS-5317	1J0615301K	BS-5030	2D0407617	BS-5199
4351252020	BS-5317	1J0615301L	BS-5031	2D0407617A	BS-5199
4351252030	BS-5318	1J0615301M	BS-5251	2D0501203	BS-5200
4351252040	BS-5318	1J0615301P	BS-5251	2D0501203	BS-5054
4351252050	BS-5317	1J0615301R	BS-5030	2D0501204	BS-5054

# Umschlüsselungsliste / Cross list

2D0501204	BS-5200	431615301A	BS-5077	6N0615301D	BS-5088
2D0501205	BS-5200	431615301AV	BS-5077	6N0615301F	BS-5127
2D0501205	BS-5054	431615301AX	BS-5077	6N0615301G	BS-5070
2D0501205B	BS-5054	443615301	BS-5071	6N0615601	BS-5087
2D0501205B	BS-5200	443615301A	BS-5077	6N0615301	BS-5810
2D0501205C	BS-5200	443615301B	BS-5077	6N0615301C	BS-5127
2D0501205C	BS-5054	443615301D	BS-5077	6Q0615301	BS-5337
2D0501206	BS-5054	443615601	BS-5076	6Q0615301A	BS-5337
2D0501206	BS-5200	4A0615301A	BS-5080	6R0615301	BS-5031
2D0501206A	BS-5200	4A0615301B	BS-5078	6R0615301A	BS-5030
2D0501206A	BS-5054	4A0615301BROH	BS-5078	701615301A	BS-5092
2D0501206B	BS-5054	4A0615301C	BS-5083	701615301B	BS-5095
2D0501206B	BS-5200	4A0615301D	BS-5083	701615301D	BS-5092
2D0615301A	BS-5199	4A0615301E	BS-5083	701615301E	BS-5095
2D0615301B	BS-5199	4A0615601A	BS-5080	701615301F	BS-5096
2D0615301C	BS-5199	4A0615301A	BS-5080	701615301G	BS-5093
2D0615301D	BS-5199	4A0615301B	BS-5078	701615601	BS-5094
2D0615601	BS-5200	4A0615601A	BS-5080	701615601A	BS-5094
2D0615601A	BS-5054	4B0615301A	BS-5279	7D0615301	BS-5612
2D0615601B	BS-5290	4B0615301B	BS-5360	7D0615301A	BS-5096
2D0615601C	BS-5200	4B0615301B	BS-5083	7D0615301B	BS-5612
2D0615601D	BS-5054	4B0615301C	BS-5279	7D0615301C	BS-5096
2D0615601E	BS-5199	4B0615601B	BS-5806	7D0615601	BS-5094
2D0615301A	BS-5199	4B0698996A	BS-5279	7E0615301C	BS-5885
2D0615301C	BS-5199	4E0615301AD	BS-5334	7E0615301D	BS-5357
2E0615301	BS-5256	4F0615301E	BS-5334	7H0615301D	BS-5357
2E0615601	BS-5388	4F0615601E	BS-5864	7H0615601B	BS-5356
2E0615601A	BS-5599	4G0615301	BS-5781	7L6615301D	BS-5284
2H0615301A	BS-5855	4G0615301A	BS-5843	7L6615301E	BS-5784
321615301	BS-5069	4G0615301K	BS-5843	7L6615301J	BS-5284
321615301A	BS-5070	4H0615601D	BS-5876	7L6615301K	BS-5784
321615301B	BS-5070	4H0615601H	BS-5876	7L6615301N	BS-5284
321615301C	BS-5070	4H0615601K	BS-5876	7L6615302D	BS-5285
321615301D	BS-5088	5C0615301	BS-5041	7L6615302E	BS-5793
3256153012	BS-5069	5C0615301A	BS-5043	7L6615302J	BS-5285
357615301	BS-5089	5C0615301B	BS-5016	7L6615302K	BS-5793
357615301D	BS-5088	5C0615601	BS-5044	7L6615302N	BS-5285
357615601	BS-5087	5Z0615301B	BS-5031	7L6615601D	BS-5392
3B0615301B	BS-5279	6N0615301	BS-5810	7L6615601J	BS-5392
431615301	BS-5071	6N0615301C	BS-5127	7L8615301	BS-5784



# Umschlüsselungsliste / Cross list

7L8615302	BS-5793	8E0615301D	BS-5195	306360743	BS-5429
7L8615601C	BS-5392	8E0615301P	BS-5195	30657301	BS-5302
7M0615301E	BS-5198	8E0615301Q	BS-5083	306573013	BS-5302
7M0615301G	BS-5198	8E0615301R	BS-5279	30666800	BS-5005
7M0615601A	BS-5197	8E0615601	BS-5080	30666801	BS-5006
7M0615601B	BS-5197	8E0615601B	BS-5780	30666802	BS-5265
7M0615601C	BS-5197	8E0615601P	BS-5780	30736311	BS-5125
7M3615301	BS-5846	8K0615301	BS-5867	30736316	BS-5264
7M3615301A	BS-5612	8K0615301A	BS-5641	30736406	BS-5429
7M0615301G	BS-5198	8K0615601B	BS-5842	30769056	BS-5125
7M0615601A	BS-5197	8R0615301	BS-5845	30769059	BS-5844
7M0615601C	BS-5197	8R0615301C	BS-5845	30769060	BS-5264
811615301	BS-5068	8Z0615301B	BS-5031	30769061	BS-5263
811615301B	BS-5068	8Z0615301D	BS-5031	30769113	BS-5265
823615301	BS-5068	J4351235190	BS-5501	30818027	BS-5226
839615301	BS-5069	JZW615301	BS-5251	308180272	BS-5226
841615301	BS-5070	JZW615301A	BS-5041	30872319	BS-5133
895615301	BS-5084	JZW615301D	BS-5030	30872926	BS-5133
895615301A	BS-5081	JZW615301H	BS-5016	308729268	BS-5133
8A0615301	BS-5763	JZW698601AC	BS-5032	30872940	BS-5225
8A0615301A	BS-5082	<b>VOLVO</b>	<b>ZEKERT</b>	308729409	BS-5225
8A0615301D	BS-5763	1205782	BS-5120	31202327	BS-5125
8A0615301E	BS-5082	12057824	BS-5120	31202331	BS-5125
8A0615301	BS-5763	270736	BS-5120	31262092	BS-5123
8A0615301A	BS-5082	2707362	BS-5120	31262098	BS-5120
8A0615301D	BS-5763	2711788	BS-5123	31262489	BS-5302
8D0615301A	BS-5196	2717880	BS-5123	31262706	BS-5270
8D0615301AROH	BS-5196	2717882	BS-5123	31262707	BS-5299
8D0615301B	BS-5194	272312	BS-5123	31262716	BS-5299
8D0615301J	BS-5279	272403	BS-5270	31262718	BS-5005
8D0615301K	BS-5245	2724032	BS-5270	31262719	BS-5006
8D0615301M	BS-5245	2724037	BS-5270	31277342	BS-5832
8D0615601B	BS-5194	272404	BS-5299	31277357	BS-5883
8D0615301A	BS-5196	2724045	BS-5299	31341382	BS-5125
8D0615301B	BS-5194	274170	BS-5299	31362411	BS-5005
8D0615601B	BS-5194	2741702	BS-5299	31362412	BS-5006
8E0615301A	BS-5257	274509	BS-5005	31400739	BS-5270
8E0615301AD	BS-5245	274510	BS-5006	31400740	BS-5299
8E0615301B	BS-5195	274559	BS-5299	31400817	BS-5006
8E0615301C	BS-5257	30636074	BS-5429	31400937	BS-5006

# Umschlüsselungsliste / Cross list

31400941	BS-5006
31400942	BS-5005
31423152	BS-5303
31423325	BS-5429
3516567	BS-5121
35165679	BS-5121
3699507	BS-5120
30769061	BS-5263
6848902	BS-5121
68489020	BS-5121
8624926	BS-5303
86249260	BS-5303
9140759	BS-5123
91407593	BS-5123
9434167	BS-5298
94341670	BS-5298
94341674	BS-5298

# Umschlüsselungsliste / Cross list

ATE	ZEKERT				
24.01090136.1	BS-5266	24011001151	BS-5040	24011002711	BS-5372
24.01100329.1	BS-5386	24011001171	BS-5017	24011002752	BS-5087
24.01100331.1	BS-5266	24011001511	BS-5068	24011002771	BS-5044
24.01160114.1	BS-5166	24011001781	BS-5076	24011002781	BS-5598
24.01180146.1	BS-5434	24011001851	BS-5613	24011002801	BS-5417
24.01220207.1	BS-5306	24011001891	BS-5120	24011002811	BS-5513
24.01260170.1	BS-5480	24011001901	BS-5012	24011002851	BS-5465
24.01280212.1	BS-5352	24011001901	BS-5013	24011002861	BS-5207
24.01280256.1	BS-5274	24011001921	BS-5813	24011002911	BS-5293
24010801061	BS-5114	24011002011	BS-5080	24011002951	BS-5762
24010801131	BS-5771	24011002021	BS-5002	24011002981	BS-5733
24010801142	BS-5232	24011002041	BS-5847	24011002991	BS-5193
24010901111	BS-5754	24011002041	BS-5841	24011003011	BS-5300
24010901141	BS-5062	24011002091	BS-5013	24011003021	BS-5161
24010901201	BS-5060	24011002091	BS-5012	24011003041	BS-5790
24010901201	BS-5020	24011002101	BS-5194	24011003051	BS-5615
24010901201	BS-5788	24011002121	BS-5131	24011003081	BS-5741
24010901231	BS-5032	24011002151	BS-5176	24011003101	BS-5675
24010901301	BS-5128	24011002171	BS-5809	24011003111	BS-5473
24010901321	BS-5709	24011002231	BS-5197	24011003121	BS-5262
24010901371	BS-5250	24011002251	BS-5217	24011003141	BS-5775
24010901381	BS-5378	24011002261	BS-5163	24011003151	BS-5616
24010901391	BS-5726	24011002271	BS-5211	24011003161	BS-5403
24010901431	BS-5690	24011002281	BS-5239	24011003171	BS-5297
24010901441	BS-5644	24011002291	BS-5225	24011003181	BS-5273
24010901461	BS-5805	24011002301	BS-5230	24011003201	BS-5858
24010901502	BS-5216	24011002321	BS-5810	24011003201	BS-5852
24010901511	BS-5386	24011002331	BS-5682	24011003211	BS-5479
24010901521	BS-5472	24011002341	BS-5150	24011003241	BS-5854
24010901551	BS-5380	24011002371	BS-5180	24011003241	BS-5860
24010901571	BS-5449	24011002401	BS-5140	24011003252	BS-5213
24010901581	BS-5338	24011002421	BS-5714	24011003281	BS-5785
24010901631	BS-5665	24011002421	BS-5813	24011003301	BS-5158
24010901661	BS-5468	24011002501	BS-5246	24011003321	BS-5157
24010901671	BS-5854	24011002511	BS-5101	24011003341	BS-5651
24010901691	BS-5683	24011002601	BS-5806	24011003371	BS-5419
24010901712	BS-5025	24011002611	BS-5780	24011003381	BS-5271
24010907111	BS-5702	24011002641	BS-5187	24011003401	BS-5405
24011001111	BS-5087	24011002691	BS-5717	24011003411	BS-5729
		24011002701	BS-5808	24011003441	BS-5679

# Umschlüsselungsliste / Cross list

24011003451	BS-5135	24011201311	BS-5159	24011401031	BS-5764
24011003521	BS-5255	24011201381	BS-5094	24011401121	BS-5370
24011003561	BS-5116	24011201411	BS-5072	24011401141	BS-5851
24011003611	BS-5435	24011201421	BS-5200	24011401141	BS-5845
24011003621	BS-5642	24011201441	BS-5286	24011401181	BS-5624
24011003631	BS-5617	24011201511	BS-5298	24011501051	BS-5078
24011003661	BS-5439	24011201521	BS-5807	24011501111	BS-5606
24011003671	BS-5640	24011201541	BS-5362	24011601001	BS-5055
24011007001	BS-5700	24011201551	BS-5596	24011601041	BS-5767
24011007041	BS-5224	24011201571	BS-5382	24011601081	BS-5096
24011007121	BS-5367	24011201581	BS-5042	24011601101	BS-5054
24011007281	BS-5406	24011201621	BS-5039	24011601162	BS-5329
24011101151	BS-5835	24011201641	BS-5706	24011601191	BS-5036
24011101151	BS-5839	24011201691	BS-5398	24011601211	BS-5599
24011101191	BS-5007	24011201711	BS-5179	24011601221	BS-5287
24011101371	BS-5768	24011201721	BS-5737	24011601231	BS-5111
24011101391	BS-5685	24011201781	BS-5842	24011601241	BS-5109
24011101451	BS-5212	24011201811	BS-5506	24011601251	BS-5166
24011101461	BS-5509	24011201861	BS-5126	24011601251	BS-5151
24011101471	BS-5844	24011201881	BS-5052	24011601261	BS-5330
24011101491	BS-5007	24011201891	BS-5755	24011601301	BS-5725
24011101521	BS-5355	24011201911	BS-5632	24011701051	BS-5660
24011101551	BS-5314	24011201942	BS-5237	24011701061	BS-5655
24011101581	BS-5265	24011201991	BS-5492	24011701081	BS-5365
24011101601	BS-5254	24011207031	BS-5851	24011701091	BS-5487
24011101641	BS-5267	24011207031	BS-5857	24011801051	BS-5095
24011101681	BS-5703	24011207141	BS-5422	24011801061	BS-5127
24011101691	BS-5663	24011301601	BS-5071	24011801071	BS-5704
24011101701	BS-5442	24011301611	BS-5033	24011801101	BS-5344
24011101711	BS-5630	24011301661	BS-5084	24011801101	BS-5588
24011201061	BS-5069	24011301781	BS-5089	24011801111	BS-5093
24011201161	BS-5105	24011301791	BS-5763	24011801131	BS-5705
24011201171	BS-5026	24011301811	BS-5196	24011801171	BS-5227
24011201241	BS-5018	24011301841	BS-5249	24011801181	BS-5799
24011201251	BS-5456	24011301851	BS-5117	24011801191	BS-5803
24011201261	BS-5003	24011301891	BS-5713	24011801201	BS-5139
24011201271	BS-5010	24011301951	BS-5310	24011801221	BS-5103
24011201281	BS-5059	24011301961	BS-5654	24011801241	BS-5712
24011201301	BS-5890	24011301971	BS-5165	24011801291	BS-5508
24011201301	BS-5913	24011301981	BS-5204	24011801311	BS-5317

# Umschlüsselungsliste / Cross list

24011801361	BS-5483	24012001771	BS-5190	24012201521	BS-5195
24011801371	BS-5337	24012001801	BS-5415	24012201551	BS-5816
24011801401	BS-5137	24012001861	BS-5840	24012201561	BS-5734
24011801431	BS-5242	24012001861	BS-5836	24012201581	BS-5147
24011801451	BS-5485	24012001871	BS-5455	24012201591	BS-5209
24011801471	BS-5649	24012001951	BS-5609	24012201611	BS-5199
24011801501	BS-5437	24012001971	BS-5241	24012201621	BS-5238
24011801581	BS-5753	24012002001	BS-5118	24012201651	BS-5749
24011807091	BS-5145	24012002011	BS-5046	24012201661	BS-5306
24011807241	BS-5470	24012002021	BS-5669	24012201691	BS-5680
24011807251	BS-5697	24012002031	BS-5672	24012201701	BS-5745
24011901071	BS-5789	24012002061	BS-5073	24012201721	BS-5222
24011901091	BS-5856	24012002071	BS-5393	24012201741	BS-5173
24011901141	BS-5343	24012002091	BS-5269	24012201751	BS-5693
24011901151	BS-5391	24012002101	BS-5778	24012201791	BS-5177
24011901161	BS-5390	24012002111	BS-5752	24012201851	BS-5489
24012001151	BS-5395	24012002271	BS-5395	24012201941	BS-5028
24012001151	BS-5034	24012002321	BS-5409	24012201961	BS-5290
24012001191	BS-5178	24012002351	BS-5409	24012201971	BS-5086
24012001221	BS-5303	24012002371	BS-5609	24012202001	BS-5496
24012001231	BS-5070	24012002381	BS-5438	24012202011	BS-5633
24012001251	BS-5106	24012101041	BS-5686	24012202061	BS-5811
24012001281	BS-5088	24012101051	BS-5168	24012202101	BS-5041
24012001321	BS-5115	24012101061	BS-5107	24012202111	BS-5356
24012001331	BS-5113	24012101131	BS-5677	24012202161	BS-5231
24012001401	BS-5063	24012101141	BS-5621	24012202241	BS-5783
24012001421	BS-5008	24012101151	BS-5377	24012202261	BS-5770
24012001461	BS-5058	24012201031	BS-5611	24012202271	BS-5748
24012001471	BS-5021	24012201081	BS-5081	24012202291	BS-5786
24012001521	BS-5175	24012201151	BS-5004	24012202301	BS-5674
24012001541	BS-5210	24012201181	BS-5077	24012202311	BS-5000
24012001551	BS-5841	24012201231	BS-5022	24012202321	BS-5773
24012001551	BS-5837	24012201321	BS-5842	24012202381	BS-5772
24012001621	BS-5190	24012201321	BS-5848	24012202391	BS-5769
24012001631	BS-5715	24012201391	BS-5082	24012202401	BS-5507
24012001661	BS-5282	24012201451	BS-5014	24012202461	BS-5723
24012001681	BS-5501	24012201461	BS-5174	24012202481	BS-5623
24012001731	BS-5604	24012201471	BS-5011	24012202521	BS-5045
24012001741	BS-5354	24012201501	BS-5251	24012202561	BS-5333
24012001751	BS-5318	24012201511	BS-5031	24012202581	BS-5779

# Umschlüsselungsliste / Cross list

24012202591	BS-5264	24012401451	BS-5181	24012501101	BS-5289
24012202601	BS-5261	24012401471	BS-5710	24012501131	BS-5030
24012202671	BS-5595	24012401521	BS-5100	24012501141	BS-5198
24012202761	BS-5670	24012401581	BS-5214	24012501151	BS-5257
24012202781	BS-5893	24012401591	BS-5226	24012501161	BS-5219
24012202781	BS-5873	24012401611	BS-5361	24012501171	BS-5005
24012202821	BS-5678	24012401641	BS-5662	24012501191	BS-5099
24012202891	BS-5872	24012401661	BS-5248	24012501191	BS-5856
24012202891	BS-5890	24012401671	BS-5346	24012501241	BS-5146
24012207241	BS-5471	24012401681	BS-5347	24012501311	BS-5247
24012301021	BS-5739	24012401701	BS-5722	24012501351	BS-5497
24012301031	BS-5164	24012401721	BS-5191	24012501351	BS-5855
24012301041	BS-5172	24012401751	BS-5313	24012501371	BS-5279
24012301051	BS-5661	24012401781	BS-5503	24012501401	BS-5291
24012301071	BS-5491	24012401791	BS-5394	24012501411	BS-5383
24012301091	BS-5366	24012401811	BS-5400	24012501421	BS-5294
24012301121	BS-5656	24012401841	BS-5223	24012501431	BS-5353
24012301131	BS-5312	24012401851	BS-5374	24012501451	BS-5043
24012301231	BS-5893	24012401871	BS-5350	24012501471	BS-5389
24012301231	BS-5866	24012401911	BS-5404	24012501481	BS-5307
24012401051	BS-5698	24012401921	BS-5407	24012501551	BS-5379
24012401121	BS-5037	24012401961	BS-5182	24012501551	BS-5692
24012401151	BS-5035	24012401971	BS-5258	24012501581	BS-5016
24012401181	BS-5092	24012401991	BS-5399	24012501601	BS-5410
24012401191	BS-5160	24012402031	BS-5852	24012501611	BS-5204
24012401201	BS-5057	24012402031	BS-5846	24012501621	BS-5006
24012401211	BS-5765	24012402151	BS-5327	24012501651	BS-5252
24012401271	BS-5152	24012402201	BS-5281	24012501701	BS-5253
24012401291	BS-5149	24012402211	BS-5001	24012501711	BS-5360
24012401311	BS-5067	24012402221	BS-5631	24012501741	BS-5396
24012401321	BS-5075	24012402281	BS-5446	24012501771	BS-5358
24012401321	BS-5597	24012402371	BS-5425	24012501771	BS-5687
24012401361	BS-5133	24012402381	BS-5259	24012501791	BS-5639
24012401381	BS-5153	24012402471	BS-5589	24012501821	BS-5387
24012401391	BS-5229	24012407021	BS-5184	24012501881	BS-5162
24012401401	BS-5134	24012407061	BS-5757	24012501891	BS-5366
24012401411	BS-5504	24012407231	BS-5707	24012501901	BS-5420
24012401421	BS-5202	24012407241	BS-5138	24012501981	BS-5307
24012401431	BS-5626	24012501051	BS-5083	24012507001	BS-5341
24012401441	BS-5474	24012501101	BS-5061	24012601021	BS-5123

# Umschlüsselungsliste / Cross list

24012601051	BS-5121	24012601711	BS-5119	24012802161	BS-5104
24012601081	BS-5718	24012701001	BS-5699	24012802171	BS-5432
24012601091	BS-5815	24012801001	BS-5625	24012802201	BS-5756
24012601111	BS-5671	24012801041	BS-5600	24012802241	BS-5732
24012601151	BS-5612	24012801061	BS-5201	24012802261	BS-5477
24012601161	BS-5601	24012801131	BS-5205	24012802271	BS-5475
24012601191	BS-5840	24012801131	BS-5740	24012802281	BS-5436
24012601191	BS-5846	24012801141	BS-5512	24012802331	BS-5746
24012601201	BS-5024	24012801151	BS-5142	24012802341	BS-5667
24012601211	BS-5038	24012801161	BS-5205	24012802391	BS-5447
24012601221	BS-5270	24012801231	BS-5299	24012802401	BS-5413
24012601261	BS-5349	24012801251	BS-5610	24012802411	BS-5414
24012601271	BS-5480	24012801291	BS-5311	24012802421	BS-5428
24012601281	BS-5119	24012801321	BS-5141	24012802481	BS-5426
24012601291	BS-5358	24012801371	BS-5605	24012802511	BS-5855
24012601301	BS-5192	24012801401	BS-5325	24012802521	BS-5872
24012601311	BS-5332	24012801441	BS-5429	24012802521	BS-5873
24012601341	BS-5408	24012801451	BS-5277	24012802631	BS-5505
24012601351	BS-5761	24012801481	BS-5221	24012807081	BS-5727
24012601381	BS-5015	24012801491	BS-5392	24012807401	BS-5627
24012601391	BS-5397	24012801531	BS-5315	24012807531	BS-5402
24012601401	BS-5812	24012801541	BS-5125	24012901011	BS-5268
24012601411	BS-5015	24012801551	BS-5853	24013001001	BS-5602
24012601431	BS-5701	24012801561	BS-5328	24013001071	BS-5787
24012601451	BS-5711	24012801571	BS-5424	24013001091	BS-5335
24012601451	BS-5319	24012801581	BS-5426	24013001131	BS-5245
24012601481	BS-5801	24012801591	BS-5430	24013001141	BS-5357
24012601541	BS-5183	24012801621	BS-5263	24013001161	BS-5302
24012601551	BS-5476	24012801661	BS-5696	24013001731	BS-5603
24012601561	BS-5340	24012801751	BS-5218	24013001741	BS-5245
24012601571	BS-5637	24012801761	BS-5792	24013001751	BS-5334
24012601581	BS-5590	24012801831	BS-5751	24013001781	BS-5688
24012601591	BS-5636	24012801891	BS-5607	24013001931	BS-5641
24012601621	BS-5511	24012801901	BS-5352	24013001951	BS-5721
24012601631	BS-5653	24012801941	BS-5047	24013001961	BS-5821
24012601641	BS-5136	24012802021	BS-5388	24013001971	BS-5689
24012601651	BS-5050	24012802031	BS-5256	24013001981	BS-5766
24012601661	BS-5051	24012802111	BS-5691	24013001991	BS-5074
24012601691	BS-5645	24012802131	BS-5108	24013002001	BS-5634
24012601701	BS-5023	24012802151	BS-5433	24013002011	BS-5782

# Umschlüsselungsliste / Cross list

24013002021	BS-5791	24031002171	BS-5809	24032001471	BS-5021
24013002071	BS-5622	24031002231	BS-5197	24032001541	BS-5210
24013002121	BS-5829	24031002251	BS-5217	24032001731	BS-5604
24013002121	BS-5832	24031002261	BS-5163	24032001751	BS-5318
24013002171	BS-5614	24031002271	BS-5211	24032201031	BS-5611
24013002211	BS-5845	24031002501	BS-5246	24032201151	BS-5004
24013002221	BS-5781	24031002511	BS-5101	24032201321	BS-5848
24013002231	BS-5203	24031002601	BS-5806	24032201501	BS-5251
24013002241	BS-5049	24031002611	BS-5780	24032201511	BS-5031
24013201001	BS-5638	24031002711	BS-5372	24032201521	BS-5195
24013201111	BS-5658	24031002771	BS-5044	24032201591	BS-5209
24013201171	BS-5284	24031002911	BS-5293	24032201611	BS-5199
24013201181	BS-5285	24031003141	BS-5775	24032201621	BS-5238
24013201311	BS-5913	24031101551	BS-5314	24032201701	BS-5745
24013201311	BS-5866	24031101581	BS-5265	24032201721	BS-5222
24013201371	BS-5774	24031201061	BS-5069	24032201971	BS-5086
24013201381	BS-5620	24031201251	BS-5456	24032202101	BS-5041
24013201441	BS-5635	24031201261	BS-5003	24032202241	BS-5783
24013201481	BS-5243	24031201411	BS-5072	24032202311	BS-5000
24013201571	BS-5776	24031201441	BS-5286	24032202321	BS-5773
24013201581	BS-5834	24031201511	BS-5298	24032202381	BS-5772
24013201581	BS-5838	24031201521	BS-5807	24032202391	BS-5769
24013201721	BS-5495	24031201571	BS-5382	24032202481	BS-5623
24013207011	BS-5498	24031201581	BS-5042	24032301131	BS-5312
24013401031	BS-5843	24031301611	BS-5033	24032401151	BS-5035
24013401231	BS-5784	24031301611	BS-5355	24032401201	BS-5057
24013401241	BS-5793	24031301781	BS-5089	24032401521	BS-5100
24022030341	BS-5843	24031301811	BS-5196	24032401581	BS-5214
24022950031	BS-5844	24031301851	BS-5117	24032401591	BS-5226
24030801131	BS-5771	24031501051	BS-5078	24032401611	BS-5361
24030901141	BS-5062	24031801061	BS-5127	24032401661	BS-5248
24030901201	BS-5060	24031801371	BS-5337	24032401811	BS-5400
24030901201	BS-5020	24031901071	BS-5789	24032401971	BS-5258
24030901201	BS-5788	24032001151	BS-5034	24032402031	BS-5852
24030901231	BS-5032	24032001231	BS-5070	24032501051	BS-5083
24031001151	BS-5040	24032001281	BS-5088	24032501101	BS-5061
24031001171	BS-5017	24032001321	BS-5115	24032501101	BS-5289
24031001511	BS-5068	24032001331	BS-5113	24032501131	BS-5030
24031002011	BS-5080	24032001421	BS-5008	24032501141	BS-5198
24031002021	BS-5002	24032001461	BS-5058	24032501151	BS-5257



# Umschlüsselungsliste / Cross list

24032501171	BS-5005	426109	BS-5815	0986479B59	BS-5311
24032501191	BS-5099	430196	BS-5821	0986479B62	BS-5337
24032501311	BS-5247	522132	BS-5848	0986479B66	BS-5394
24032501371	BS-5279	<b>BOSCH</b>	<b>ZEKERT</b>	0986479B68	BS-5307
24032501411	BS-5383	0 986 479 U26	BS-5744	0986479B69	BS-5141
24032501421	BS-5294	0986478746	BS-5913	0986479B74	BS-5382
24032501451	BS-5043	0986479315	BS-5866	0986479B78	BS-5042
24032501581	BS-5016	0986479634	BS-5887	0986479B81	BS-5265
24032501601	BS-5410	0986479716	BS-5872	0986479B83	BS-5407
24032501621	BS-5006	0986479904	BS-5913	0986479B85	BS-5293
24032501711	BS-5360	0986479A05	BS-5913	0986479B86	BS-5039
24032601151	BS-5612	0986479A05	BS-5873	0986479B88	BS-5357
24032601201	BS-5024	0986479A12	BS-5873	0986479B91	BS-5415
24032601651	BS-5050	0986479A12	BS-5893	0986479B92	BS-5317
24032601661	BS-5051	0986479A18	BS-5873	0986479B93	BS-5398
24032801061	BS-5201	0986479A18	BS-5894	0986479B99	BS-5108
24032801231	BS-5299	0986479A41	BS-5135	0986479C03	BS-5273
24032801291	BS-5311	0986479A44	BS-5275	0986479C10	BS-5166
24032801371	BS-5605	0986479A54	BS-5593	0986479C19	BS-5263
24032801621	BS-5263	0986479A56	BS-5684	0986479C20	BS-5116
24032801761	BS-5792	0986479A62	BS-5750	0986479C21	BS-5431
24033001071	BS-5787	0986479A63	BS-5344	0986479C30	BS-5753
24033001091	BS-5335	0986479A65	BS-5304	0986479R00	BS-5700
24033001731	BS-5603	0986479A82	BS-5406	0986479R05	BS-5617
24033001751	BS-5334	0986479A86	BS-5894	0986479R06	BS-5431
24033001931	BS-5641	0986479A86	BS-5890	0986479R07	BS-5435
24033002071	BS-5622	0986479A96	BS-5648	0986479R09	BS-5271
24033201441	BS-5635	0986479B25	BS-5149	0986479R10	BS-5729
24033201581	BS-5838	0986479B26	BS-5013	0986479R15	BS-5242
24111401141	BS-5851	0986479B28	BS-5346	0986479R22	BS-5315
24112201321	BS-5848	0986479B31	BS-5012	0986479R24	BS-5387
24112501191	BS-5099	0986479B38	BS-5290	0986479R26	BS-5637
24113201581	BS-5838	0986479B40	BS-5250	0986479R29	BS-5440
410204	BS-5847	0986479B43	BS-5086	0986479R32	BS-5244
411115	BS-5839	0986479B46	BS-5248	0986479R33	BS-5430
412130	BS-5913	0986479B48	BS-5194	0986479R46	BS-5894
412130	BS-5893	0986479B51	BS-5249	0986479R46	BS-5913
422132	BS-5848	0986479B53	BS-5238	0986479R48	BS-5203
422155	BS-5816	0986479B55	BS-5117	0986479R57	BS-5145
425135	BS-5497	0986479B57	BS-5198	0986479R57	BS-5494

# Umschlüsselungsliste / Cross list

0986479R58	BS-5142	0986479U21	BS-5148	986478105	BS-5105
0986479R70	BS-5399	0986479U26	BS-5698	986478106	BS-5502
0986479R73	BS-5913	0986479U26	BS-5744	986478109	BS-5221
0986479R73	BS-5872	0986479U29	BS-5486	986478114	BS-5768
0986479R74	BS-5455	0986479U33	BS-5178	986478115	BS-5686
0986479R89	BS-5183	0986479U43	BS-5274	986478124	BS-5107
0986479R92	BS-5330	0986479U50	BS-5890	986478128	BS-5082
0986479R97	BS-5333	0986479U50	BS-5913	986478130	BS-5084
0986479S00	BS-5408	0986479U68	BS-5423	986478131	BS-5763
0986479S05	BS-5599	0986479U80	BS-5511	986478160	BS-5067
0986479S09	BS-5397	0986479U82	BS-5893	986478166	BS-5075
0986479S19	BS-5360	0986479U82	BS-5866	986478166	BS-5597
0986479S20	BS-5392	0986AB5330	BS-5872	986478170	BS-5057
0986479S25	BS-5688	0986AB5330	BS-5894	986478172	BS-5682
0986479S28	BS-5476	0986AB5681	BS-5873	986478186	BS-5022
0986479S30	BS-5245	0986AB5681	BS-5866	986478187	BS-5026
0986479S36	BS-5145	0986AB6099	BS-5262	986478188	BS-5020
0986479S38	BS-5312	0986AB6167	BS-5350	986478188	BS-5060
0986479S42	BS-5216	0986AB6222	BS-5034	986478192	BS-5717
0986479S63	BS-5321	0986AB6560	BS-5069	986478195	BS-5765
0986479S66	BS-5631	0986AB6576	BS-5004	986478199	BS-5613
0986479S67	BS-5422	0986AB6860	BS-5115	986478201	BS-5055
0986479S68	BS-5297	0986AB6871	BS-5032	986478219	BS-5306
0986479S83	BS-5639	0986AB6880	BS-5083	986478219	BS-5748
0986479S85	BS-5300	0986AB6881	BS-5080	986478224	BS-5767
0986479T02	BS-5728	0986AB6888	BS-5088	986478227	BS-5149
0986479T09	BS-5304	0986AB9514	BS-5512	986478238	BS-5013
0986479T11	BS-5777	0986AB9647	BS-5181	986478241	BS-5705
0986479T16	BS-5441	0986AB9674	BS-5489	986478241	BS-5280
0986479T32	BS-5458	0986AB9678	BS-5777	986478255	BS-5788
0986479T36	BS-5894	0986AB9806	BS-5379	986478262	BS-5059
0986479T51	BS-5406	0986AC6169	BS-5477	986478268	BS-5113
0986479T56	BS-5697	0986BB4157	BS-5758	986478276	BS-5106
0986479T69	BS-5143	986478010	BS-5068	986478293	BS-5504
0986479T86	BS-5206	986478016	BS-5071	986478298	BS-5121
0986479T92	BS-5735	986478017	BS-5070	986478299	BS-5346
0986479T99	BS-5482	986478018	BS-5077	986478303	BS-5347
0986479U01	BS-5758	986478019	BS-5076	986478314	BS-5811
0986479U04	BS-5760	986478024	BS-5787	986478318	BS-5611
0986479U10	BS-5119	986478081	BS-5033	986478319	BS-5018

# Umschlüsselungsliste / Cross list

986478321	BS-5017	986478490	BS-5508	986478609	BS-5159
986478325	BS-5062	986478493	BS-5226	986478613	BS-5095
986478327	BS-5035	986478494	BS-5299	986478615	BS-5196
986478329	BS-5089	986478495	BS-5298	986478618	BS-5028
986478331	BS-5087	986478496	BS-5103	986478620	BS-5810
986478341	BS-5012	986478497	BS-5165	986478621	BS-5127
986478342	BS-5007	986478500	BS-5685	986478624	BS-5061
986478343	BS-5010	986478502	BS-5021	986478624	BS-5289
986478344	BS-5040	986478511	BS-5003	986478626	BS-5809
986478345	BS-5764	986478514	BS-5240	986478633	BS-5150
986478374	BS-5128	986478514	BS-5805	986478635	BS-5693
986478377	BS-5813	986478515	BS-5008	986478638	BS-5749
986478384	BS-5719	986478521	BS-5014	986478639	BS-5086
986478385	BS-5588	986478521	BS-5011	986478642	BS-5789
986478397	BS-5742	986478527	BS-5602	986478650	BS-5799
986478406	BS-5766	986478531	BS-5133	986478655	BS-5140
986478415	BS-5661	986478533	BS-5704	986478656	BS-5713
986478420	BS-5217	986478534	BS-5175	986478659	BS-5190
986478421	BS-5197	986478539	BS-5813	986478663	BS-5281
986478425	BS-5211	986478545	BS-5078	986478664	BS-5282
986478426	BS-5210	986478547	BS-5096	986478667	BS-5172
986478433	BS-5054	986478548	BS-5092	986478673	BS-5680
986478436	BS-5163	986478550	BS-5081	986478675	BS-5745
986478437	BS-5671	986478555	BS-5290	986478693	BS-5607
986478438	BS-5712	986478561	BS-5002	986478698	BS-5489
986478441	BS-5219	986478567	BS-5174	986478708	BS-5202
986478443	BS-5803	986478568	BS-5164	986478712	BS-5310
986478448	BS-5739	986478572	BS-5139	986478713	BS-5137
986478450	BS-5715	986478578	BS-5147	986478714	BS-5281
986478451	BS-5291	986478580	BS-5658	986478728	BS-5177
986478452	BS-5742	986478581	BS-5759	986478729	BS-5660
986478453	BS-5501	986478582	BS-5726	986478730	BS-5248
986478459	BS-5227	986478584	BS-5146	986478746	BS-5913
986478464	BS-5114	986478593	BS-5600	986478747	BS-5456
986478468	BS-5601	986478594	BS-5160	986478759	BS-5194
986478469	BS-5606	986478596	BS-5734	986478771	BS-5193
986478471	BS-5610	986478601	BS-5372	986478772	BS-5192
986478479	BS-5266	986478603	BS-5123	986478774	BS-5687
986478480	BS-5806	986478605	BS-5058	986478774	BS-5757
986478485	BS-5718	986478608	BS-5250	986478787	BS-5306

# Umschlüsselungsliste / Cross list

986478799	BS-5180	986478898	BS-5225	986479067	BS-5465
986478810	BS-5011	986478968	BS-5352	986479068	BS-5362
986478824	BS-5626	986478970	BS-5596	986479069	BS-5394
986478830	BS-5229	986478974	BS-5335	986479076	BS-5605
986478833	BS-5173	986478977	BS-5182	986479077	BS-5307
986478836	BS-5171	986478979	BS-5024	986479078	BS-5141
986478837	BS-5808	986478981	BS-5370	986479081	BS-5442
986478839	BS-5496	986478983	BS-5503	986479084	BS-5692
986478841	BS-5241	986478984	BS-5365	986479085	BS-5692
986478842	BS-5153	986478985	BS-5245	986479085	BS-5379
986478844	BS-5134	986478986	BS-5780	986479086	BS-5378
986478847	BS-5249	986478989	BS-5662	986479087	BS-5726
986478848	BS-5209	986478990	BS-5711	986479095	BS-5392
986478849	BS-5199	986478990	BS-5319	986479097	BS-5356
986478852	BS-5251	986478992	BS-5621	986479099	BS-5044
986478853	BS-5031	986478999	BS-5255	986479101	BS-5754
986478854	BS-5671	986479001	BS-5311	986479102	BS-5654
986478856	BS-5072	986479007	BS-5232	986479103	BS-5231
986478858	BS-5205	986479013	BS-5761	986479105	BS-5675
986478858	BS-5740	986479014	BS-5690	986479106	BS-5382
986478861	BS-5238	986479020	BS-5191	986479107	BS-5383
986478863	BS-5200	986479023	BS-5738	986479111	BS-5353
986478867	BS-5030	986479029	BS-5491	986479111	BS-5801
986478869	BS-5195	986479030	BS-5325	986479113	BS-5294
986478870	BS-5093	986479031	BS-5696	986479115	BS-5603
986478871	BS-5094	986479033	BS-5677	986479124	BS-5349
986478872	BS-5257	986479034	BS-5313	986479125	BS-5297
986478873	BS-5239	986479035	BS-5474	986479126	BS-5207
986478874	BS-5286	986479036	BS-5337	986479128	BS-5717
986478876	BS-5201	986479037	BS-5612	986479131	BS-5161
986478877	BS-5230	986479039	BS-5792	986479132	BS-5389
986478881	BS-5100	986479041	BS-5598	986479137	BS-5277
986478882	BS-5101	986479042	BS-5633	986479138	BS-5417
986478883	BS-5247	986479044	BS-5609	986479140	BS-5722
986478884	BS-5246	986479046	BS-5505	986479142	BS-5604
986478886	BS-5443	986479050	BS-5492	986479150	BS-5439
986478887	BS-5117	986479055	BS-5400	986479155	BS-5042
986478889	BS-5204	986479057	BS-5279	986479157	BS-5360
986478892	BS-5222	986479058	BS-5016	986479164	BS-5179
986478893	BS-5198	986479066	BS-5166	986479166	BS-5783

# Umschlüsselungsliste / Cross list

986479167	BS-5807	986479247	BS-5398	986479346	BS-5455
986479169	BS-5314	986479248	BS-5284	986479348	BS-5410
986479170	BS-5265	986479249	BS-5784	986479353	BS-5701
986479171	BS-5006	986479250	BS-5285	986479355	BS-5653
986479173	BS-5005	986479251	BS-5793	986479356	BS-5414
986479178	BS-5267	986479254	BS-5212	986479357	BS-5413
986479179	BS-5252	986479267	BS-5268	986479358	BS-5183
986479181	BS-5254	986479268	BS-5269	986479359	BS-5643
986479183	BS-5253	986479278	BS-5232	986479361	BS-5737
986479186	BS-5773	986479279	BS-5216	986479362	BS-5449
986479187	BS-5407	986479285	BS-5770	986479363	BS-5507
986479190	BS-5354	986479286	BS-5485	986479364	BS-5366
986479193	BS-5038	986479287	BS-5688	986479365	BS-5366
986479194	BS-5039	986479288	BS-5812	986479367	BS-5276
986479196	BS-5213	986479294	BS-5256	986479367	BS-5261
986479200	BS-5706	986479295	BS-5599	986479370	BS-5655
986479202	BS-5302	986479296	BS-5388	986479372	BS-5327
986479205	BS-5654	986479297	BS-5152	986479373	BS-5471
986479207	BS-5223	986479300	BS-5334	986479375	BS-5778
986479209	BS-5404	986479304	BS-5047	986479376	BS-5636
986479210	BS-5270	986479305	BS-5266	986479377	BS-5343
986479211	BS-5357	986479306	BS-5616	986479380	BS-5104
986479213	BS-5769	986479307	BS-5424	986479383	BS-5237
986479214	BS-5772	986479308	BS-5752	986479385	BS-5483
986479216	BS-5258	986479313	BS-5108	986479386	BS-5184
986479217	BS-5775	986479314	BS-5153	986479387	BS-5237
986479219	BS-5216	986479315	BS-5866	986479388	BS-5025
986479223	BS-5000	986479316	BS-5151	986479389	BS-5329
986479227	BS-5396	986479317	BS-5111	986479390	BS-5330
986479229	BS-5358	986479318	BS-5158	986479392	BS-5328
986479231	BS-5350	986479320	BS-5303	986479398	BS-5264
986479232	BS-5669	986479322	BS-5429	986479399	BS-5109
986479235	BS-5771	986479328	BS-5399	986479400	BS-5025
986479236	BS-5790	986479329	BS-5776	986479401	BS-5329
986479238	BS-5672	986479331	BS-5625	986479402	BS-5000
986479239	BS-5415	986479332	BS-5635	986479403	BS-5045
986479241	BS-5660	986479338	BS-5472	986479406	BS-5639
986479242	BS-5473	986479340	BS-5397	986479408	BS-5638
986479243	BS-5615	986479341	BS-5333	986479410	BS-5785
986479244	BS-5317	986479345	BS-5273	986479413	BS-5774

# Umschlüsselungsliste / Cross list

986479419	BS-5422	986479540	BS-5475	986479667	BS-5049
986479420	BS-5380	986479541	BS-5656	986479676	BS-5374
986479423	BS-5015	986479542	BS-5162	986479677	BS-5116
986479426	BS-5791	986479543	BS-5622	986479678	BS-5796
986479427	BS-5724	986479548	BS-5636	986479679	BS-5428
986479429	BS-5498	986479551	BS-5590	986479693	BS-5756
986479430	BS-5723	986479553	BS-5001	986479694	BS-5732
986479433	BS-5782	986479555	BS-5631	986479696	BS-5645
986479434	BS-5480	986479559	BS-5420	986479697	BS-5733
986479436	BS-5074	986479560	BS-5340	986479704	BS-5321
986479437	BS-5623	986479564	BS-5779	986479711	BS-5477
986479442	BS-5073	986479567	BS-5243	986479716	BS-5866
986479449	BS-5386	986479568	BS-5614	986479717	BS-5632
986479450	BS-5479	986479578	BS-5721	986479718	BS-5447
986479451	BS-5338	986479592	BS-5725	986479722	BS-5402
986479453	BS-5036	986479594	BS-5377	986479737	BS-5259
986479454	BS-5015	986479597	BS-5300	986479738	BS-5683
986479456	BS-5432	986479599	BS-5691	986479740	BS-5493
986479459	BS-5390	986479603	BS-5224	986479741	BS-5495
986479461	BS-5727	986479604	BS-5408	986479742	BS-5468
986479462	BS-5651	986479606	BS-5287	986479745	BS-5023
986479468	BS-5641	986479610	BS-5595	986479751	BS-5480
986479469	BS-5138	986479614	BS-5403	986479757	BS-5437
986479470	BS-5674	986479615	BS-5649	986479758	BS-5436
986479471	BS-5332	986479619	BS-5341	986479763	BS-5630
986479479	BS-5118	986479620	BS-5263	986479779	BS-5594
986479484	BS-5187	986479624	BS-5634	986479781	BS-5366
986479485	BS-5498	986479628	BS-5438	986479782	BS-5433
986479486	BS-5487	986479633	BS-5627	986479783	BS-5136
986479492	BS-5046	986479634	BS-5866	986479790	BS-5655
986479504	BS-5762	986479638	BS-5619	986479793	BS-5393
986479506	BS-5499	986479640	BS-5446	986479824	BS-5068
986479509	BS-5509	986479643	BS-5050	986479826	BS-5070
986479512	BS-5513	986479644	BS-5051	986479830	BS-5033
986479518	BS-5126	986479645	BS-5052	986479830	BS-5355
986479519	BS-5419	986479646	BS-5755	986479831	BS-5105
986479525	BS-5729	986479649	BS-5425	986479832	BS-5686
986479533	BS-5470	986479655	BS-5786	986479835	BS-5120
986479536	BS-5426	986479658	BS-5702	986479836	BS-5037
986479537	BS-5667	986479665	BS-5652	986479840	BS-5395

# Umschlüsselungsliste / Cross list

986479842	BS-5306	986479927	BS-5318	08A14711	BS-5338
986479845	BS-5280	986479928	BS-5690	08A15010	BS-5367
986479845	BS-5705	986479932	BS-5016	08A15011	BS-5367
986479848	BS-5060	986479934	BS-5362	08A20210	BS-5398
986479848	BS-5020	986479939	BS-5043	08A20211	BS-5398
986479849	BS-5113	986479940	BS-5041	08A20510	BS-5616
986479853	BS-5088	986479945	BS-5382	08A20511	BS-5616
986479855	BS-5035	986479946	BS-5383	08A26810	BS-5179
986479857	BS-5007	986479954	BS-5807	08A26811	BS-5179
986479858	BS-5010	986479956	BS-5006	08A27310	BS-5726
986479859	BS-5040	986479957	BS-5005	08A27320	BS-5702
986479860	BS-5131	986479961	BS-5293	08A27321	BS-5702
986479861	BS-5115	986479962	BS-5391	08A32710	BS-5479
986479862	BS-5588	986479966	BS-5790	08A32711	BS-5479
986479863	BS-5197	986479969	BS-5473	08A32910	BS-5255
986479867	BS-5712	986479970	BS-5615	08A32911	BS-5255
986479868	BS-5739	986479974	BS-5125	08A33110	BS-5378
986479869	BS-5291	986479983	BS-5262	08A33111	BS-5378
986479872	BS-5226	986479985	BS-5405	08A33310	BS-5472
986479873	BS-5298	986479993	BS-5157	08A33311	BS-5472
986479874	BS-5021	F026A06815	BS-5866	08A33510	BS-5473
986479876	BS-5063	F026A06815	BS-5872	08A33511	BS-5473
986479880	BS-5176	<b>BREMBO</b>	<b>ZEKERT</b>	08A33810	BS-5615
986479881	BS-5174	08393910	BS-5913	08A33811	BS-5615
986479885	BS-5214	08A02910	BS-5267	08A35110	BS-5654
986479887	BS-5058	08A02920	BS-5314	08A35111	BS-5654
986479888	BS-5250	08A02921	BS-5314	08A35410	BS-5858
986479889	BS-5196	08A03810	BS-5857	08A35510	BS-5386
986479891	BS-5127	08A03811	BS-5857	08A35511	BS-5386
986479898	BS-5310	08A11110	BS-5403	08A42910	BS-5422
986479899	BS-5361	08A11111	BS-5403	08A42911	BS-5422
986479902	BS-5248	08A11210	BS-5161	08A44610	BS-5207
986479904	BS-5866	08A11211	BS-5161	08A44611	BS-5207
986479905	BS-5456	08A11410	BS-5297	08A45910	BS-5111
986479911	BS-5251	08A11411	BS-5297	08A53010	BS-5330
986479914	BS-5030	08A11420	BS-5273	08A53310	BS-5193
986479916	BS-5195	08A11421	BS-5273	08A53311	BS-5193
986479918	BS-5101	08A13517	BS-5213	08A53420	BS-5380
986479919	BS-5247	08A14110	BS-5232	08A53430	BS-5665
986479922	BS-5222	08A14710	BS-5338	08A53710	BS-5844

# Umschlüsselungsliste / Cross list

08A53711	BS-5844	08B41310	BS-5116	09A20410	BS-5047
08A54010	BS-5212	08B41311	BS-5116	09A20411	BS-5047
08A54011	BS-5212	08B55710	BS-5854	09A23520	BS-5108
08A60010	BS-5509	08B58610	BS-5737	09A25810	BS-5757
08A60011	BS-5509	08B60510	BS-5442	09A27111	BS-5752
08A60210	BS-5262	08B64610	BS-5703	09A27114	BS-5752
08A60510	BS-5406	08B64611	BS-5703	09A27210	BS-5396
08A60710	BS-5790	08B82910	BS-5632	09A27211	BS-5396
08A60810	BS-5706	08C29010	BS-5762	09A29511	BS-5258
08A60811	BS-5706	08C29011	BS-5762	09A29514	BS-5258
08A61240	BS-5785	08N12310	BS-5492	09A29611	BS-5045
08A61241	BS-5785	08N12311	BS-5492	09A29614	BS-5045
08A63110	BS-5729	08R10111	BS-5851	09A33410	BS-5145
08A70810	BS-5640	0958433X	BS-5000	09A33411	BS-5145
08A71510	BS-5449	0989031X	BS-5455	09A35210	BS-5687
08A71511	BS-5449	09A03110	BS-5203	09A35710	BS-5377
08A71520	BS-5468	09A03111	BS-5203	09A35810	BS-5633
08A72917	BS-5237	09A05510	BS-5643	09A35811	BS-5633
08A73010	BS-5329	09A05511	BS-5643	09A38610	BS-5142
08A73020	BS-5329	09A05611	BS-5392	09A38611	BS-5142
08A75510	BS-5158	09A06211	BS-5784	09A40110	BS-5469
08A75511	BS-5158	09A06311	BS-5793	09A40111	BS-5469
08A75910	BS-5842	09A10910	BS-5402	09A40710	BS-5387
08A75911	BS-5842	09A10911	BS-5402	09A40711	BS-5387
08A85817	BS-5025	09A11010	BS-5352	09A41710	BS-5430
08A86310	BS-5624	09A11011	BS-5352	09A41711	BS-5430
08A86311	BS-5624	09A11310	BS-5345	09A42110	BS-5725
08A86910	BS-5157	09A11311	BS-5345	09A42111	BS-5725
08A86911	BS-5157	09A11610	BS-5817	09A42610	BS-5263
08A87210	BS-5405	09A11610	BS-5857	09A42611	BS-5263
08A91210	BS-5419	09A11611	BS-5817	09A42710	BS-5125
08A91211	BS-5419	09A13810	BS-5738	09A42711	BS-5125
08A91610	BS-5860	09A14810	BS-5408	09A42811	BS-5360
08A92010	BS-5754	09A14840	BS-5332	09A42814	BS-5360
08B02710	BS-5733	09A14840	BS-5722	09A43010	BS-5104
08B02910	BS-5805	09A14910	BS-5701	09A44510	BS-5261
08B27110	BS-5683	09A14911	BS-5701	09A45010	BS-5471
08B27111	BS-5683	09A18510	BS-5636	09A45011	BS-5471
08B35111	BS-5755	09A18511	BS-5636	09A45110	BS-5483
08B35710	BS-5052	09A20310	BS-5607	09A45210	BS-5696



# Umschlüsselungsliste / Cross list

09A45310	BS-5669	09A72720	BS-5631	09B35510	BS-5050
09A45311	BS-5669	09A73211	BS-5774	09B35610	BS-5051
09A45320	BS-5499	09A73610	BS-5639	09B35611	BS-5051
09A45321	BS-5499	09A73611	BS-5639	09B35910	BS-5732
09A45514	BS-5366	09A73811	BS-5327	09B40910	BS-5393
09A45810	BS-5866	09A73814	BS-5327	09B46110	BS-5890
09A45810	BS-5887	09A75810	BS-5641	09B46110	BS-5894
09A52910	BS-5328	09A75811	BS-5641	09B46111	BS-5894
09A53120	BS-5424	09A76110	BS-5623	09B46111	BS-5893
09A53210	BS-5274	09A76111	BS-5623	09B49610	BS-5413
09A53211	BS-5274	09A86414	BS-5333	09B54710	BS-5344
09A53220	BS-5667	09A86511	BS-5801	09B56510	BS-5589
09A53221	BS-5667	09A86514	BS-5801	09B59110	BS-5470
09A53520	BS-5670	09A86610	BS-5432	09B61110	BS-5323
09A53810	BS-5420	09A86810	BS-5321	09B61210	BS-5486
09A53811	BS-5420	09A91110	BS-5319	09B61310	BS-5475
09A59810	BS-5245	09A91111	BS-5319	09B61311	BS-5475
09A59811	BS-5245	09A91314	BS-5507	09B62210	BS-5477
09A60110	BS-5426	09A91810	BS-5425	09B62810	BS-5414
09A60111	BS-5426	09A96610	BS-5440	09B63210	BS-5259
09A60610	BS-5350	09A96611	BS-5440	09B63310	BS-5866
09A61340	BS-5853	09A96710	BS-5244	09B63310	BS-5872
09A61341	BS-5853	09A96711	BS-5244	09B63610	BS-5433
09A61351	BS-5625	09A96814	BS-5656	09B63611	BS-5433
09A62131	BS-5638	09A96824	BS-5312	09B64710	BS-5136
09A62910	BS-5269	09A96910	BS-5622	09B82210	BS-5845
09A63010	BS-5268	09B03010	BS-5645	09B82211	BS-5845
09A63210	BS-5756	09B04110	BS-5697	09C14510	BS-5462
09A63211	BS-5756	09B04111	BS-5697	09N12410	BS-5234
09A63410	BS-5648	09B04310	BS-5340	09N12411	BS-5234
09A63411	BS-5648	09B04311	BS-5340	09N12510	BS-5505
09A63710	BS-5023	09B26510	BS-5287	09N12511	BS-5505
09A70710	BS-5723	09B26511	BS-5287	09R10310	BS-5776
09A71311	BS-5779	09B26610	BS-5315	09R10311	BS-5776
09A71314	BS-5779	09B26611	BS-5315	09R10411	BS-5838
09A71611	BS-5183	09B26910	BS-5495	09R12421	BS-5770
09A71614	BS-5183	09B27210	BS-5162	8139540	BS-5613
09A71710	BS-5627	09B31211	BS-5438	8255920	BS-5839
09A71711	BS-5627	09B33721	BS-5852	8255924	BS-5839
09A72714	BS-5001	09B35410	BS-5428	8263134	BS-5068

# Umschlüsselungsliste / Cross list

8279414	BS-5071	8517830	BS-5062	8690375	BS-5072
8295020	BS-5768	8517831	BS-5062	8691114	BS-5194
8295021	BS-5768	8521110	BS-5456	8691175	BS-5194
8295814	BS-5105	8526610	BS-5813	8691710	BS-5211
8295875	BS-5105	8531610	BS-5713	8691711	BS-5211
8312614	BS-5013	8533410	BS-5114	8691814	BS-5204
8312621	BS-5012	8533475	BS-5114	8693110	BS-5230
8312624	BS-5012	8535911	BS-5003	8693111	BS-5230
8344124	BS-5120	8535914	BS-5003	8693510	BS-5197
8393910	BS-5913	8536621	BS-5002	8693511	BS-5197
8395920	BS-5055	8536624	BS-5002	8696810	BS-5239
8417710	BS-5069	8544310	BS-5176	8701410	BS-5217
8417775	BS-5069	8544311	BS-5176	8701510	BS-5163
8447510	BS-5033	8544340	BS-5171	8701520	BS-5163
8447575	BS-5033	8549710	BS-5096	8701980	BS-5807
8473814	BS-5060	8555910	BS-5847	8701981	BS-5807
8473820	BS-5788	8562520	BS-5700	8704210	BS-5225
8473821	BS-5788	8562520	BS-5143	8704211	BS-5225
8473821	BS-5020	8570910	BS-5763	8710414	BS-5131
8473824	BS-5020	8570975	BS-5763	8710475	BS-5131
8475034	BS-5026	8571410	BS-5084	8710610	BS-5137
8475041	BS-5059	8571910	BS-5754	8710611	BS-5137
8475044	BS-5059	8574311	BS-5080	8713210	BS-5093
8487414	BS-5076	8574314	BS-5080	8716511	BS-5032
8493124	BS-5040	8574711	BS-5078	8716514	BS-5032
8493176	BS-5040	8574714	BS-5078	8721120	BS-5809
8499410	BS-5813	8576810	BS-5095	8721121	BS-5809
8500514	BS-5087	8580310	BS-5682	8723810	BS-5249
8500575	BS-5087	8587810	BS-5685	8723811	BS-5249
8501310	BS-5764	8587820	BS-5685	8728811	BS-5094
8503710	BS-5128	8589110	BS-5159	8728814	BS-5094
8508511	BS-5007	8595210	BS-5443	8735114	BS-5117
8508514	BS-5007	8675110	BS-5196	8735210	BS-5150
8508611	BS-5010	8678510	BS-5810	8735211	BS-5150
8508614	BS-5010	8683810	BS-5165	8735810	BS-5286
8514120	BS-5018	8683811	BS-5165	8735811	BS-5286
8514914	BS-5089	8689711	BS-5180	8762610	BS-5101
8514975	BS-5089	8689714	BS-5180	8762611	BS-5101
8517434	BS-5017	8689810	BS-5709	8762710	BS-5246
8517720	BS-5767	8690314	BS-5072	8762711	BS-5246

# Umschlüsselungsliste / Cross list

8772410	BS-5200	8948810	BS-5042	9486934	BS-5022
8772420	BS-5200	8948811	BS-5042	9486940	BS-5848
8772510	BS-5054	8950210	BS-5044	9486941	BS-5848
8772520	BS-5054	8950211	BS-5044	9486944	BS-5848
8776510	BS-5298	8950911	BS-5599	9491434	BS-5037
8776511	BS-5298	8950914	BS-5599	9491440	BS-5037
8782210	BS-5310	8951110	BS-5382	9493911	BS-5011
8787810	BS-5808	8951111	BS-5382	9493914	BS-5011
8793610	BS-5606	8951217	BS-5216	9493921	BS-5014
8793611	BS-5606	8958010	BS-5771	9493924	BS-5014
8806514	BS-5206	8958011	BS-5771	9498721	BS-5113
8809430	BS-5109	8958410	BS-5598	9498724	BS-5113
8809440	BS-5166	8958411	BS-5598	9500410	BS-5856
8809450	BS-5151	8960310	BS-5682	9501910	BS-5502
8809450	BS-5109	8960614	BS-5117	9503310	BS-5077
8809460	BS-5151	8971910	BS-5250	9505510	BS-5815
8816310	BS-5266	8971911	BS-5250	9508424	BS-5588
8831610	BS-5140	8973410	BS-5362	9508424	BS-5344
8831620	BS-5513	8973411	BS-5362	9512510	BS-5816
8840510	BS-5417	8975920	BS-5619	9514224	BS-5611
8863810	BS-5355	8975921	BS-5619	9514276	BS-5611
8868210	BS-5039	8978710	BS-5775	9514824	BS-5035
8868211	BS-5039	8978711	BS-5775	9514876	BS-5035
8872710	BS-5370	8982610	BS-5293	9516611	BS-5088
8872711	BS-5370	8982611	BS-5293	9516614	BS-5088
8908110	BS-5187	8991310	BS-5126	9517314	BS-5501
8908175	BS-5187	8991311	BS-5126	9519410	BS-5178
8908411	BS-5806	8997510	BS-5265	9519614	BS-5115
8908475	BS-5806	8997511	BS-5265	9519675	BS-5115
8909310	BS-5324	8997520	BS-5254	9525210	BS-5698
8909311	BS-5324	8997521	BS-5254	9525310	BS-5704
8913610	BS-5780	9309011	BS-5034	9525410	BS-5173
8913611	BS-5780	9309014	BS-5034	9525420	BS-5177
8916310	BS-5372	9309020	BS-5395	9525421	BS-5177
8916311	BS-5372	9309520	BS-5660	9528210	BS-5680
8917910	BS-5143	9314814	BS-5106	9528510	BS-5686
8937110	BS-5596	9314875	BS-5106	9528575	BS-5686
8946110	BS-5675	9476514	BS-5070	9529014	BS-5164
8946120	BS-5465	9476575	BS-5070	9529075	BS-5164
8946610	BS-5741	9486920	BS-5848	9531514	BS-5121

# Umschlüsselungsliste / Cross list

9539031	BS-5004	9574524	BS-5083	9684111	BS-5210
9539034	BS-5004	9574910	BS-5600	9684114	BS-5210
9544710	BS-5175	9574911	BS-5600	9686310	BS-5218
9544914	BS-5174	9580221	BS-5107	9686311	BS-5218
9548810	BS-5626	9580224	BS-5107	9686620	BS-5671
9550911	BS-5168	9580410	BS-5739	9687920	BS-5765
9550914	BS-5168	9584310	BS-5086	9687976	BS-5765
9552724	BS-5063	9584311	BS-5086	9689314	BS-5172
9553620	BS-5712	9584334	BS-5000	9691510	BS-5803
9556610	BS-5092	9584410	BS-5146	9692411	BS-5209
9556821	BS-5123	9584421	BS-5692	9692414	BS-5209
9556824	BS-5123	9584424	BS-5692	9693210	BS-5229
9557710	BS-5734	9584475	BS-5146	9693211	BS-5229
9558120	BS-5748	9586610	BS-5759	9693411	BS-5198
9558134	BS-5306	9586914	BS-5705	9693414	BS-5198
9558177	BS-5306	9586914	BS-5280	9694210	BS-5227
9558411	BS-5149	9587011	BS-5008	9694310	BS-5799
9558414	BS-5149	9587014	BS-5008	9694375	BS-5799
9558710	BS-5745	9587030	BS-5841	9695910	BS-5597
9558775	BS-5745	9587034	BS-5841	9695910	BS-5075
9562314	BS-5512	9588910	BS-5160	9696714	BS-5067
9563210	BS-5816	9590414	BS-5152	9698310	BS-5238
9564014	BS-5133	9590614	BS-5153	9699710	BS-5099
9564020	BS-5202	9591410	BS-5658	9699711	BS-5099
9564030	BS-5710	9670810	BS-5751	9699721	BS-5099
9564075	BS-5133	9671010	BS-5742	9699724	BS-5099
9567311	BS-5504	9672310	BS-5219	9699810	BS-5766
9567314	BS-5504	9672734	BS-5021	9701020	BS-5030
9567421	BS-5181	9672777	BS-5021	9701021	BS-5030
9567424	BS-5181	9674210	BS-5205	9701111	BS-5031
9567910	BS-5719	9674210	BS-5740	9701114	BS-5031
9570420	BS-5602	9675220	BS-5366	9701211	BS-5251
9570714	BS-5057	9675310	BS-5661	9701214	BS-5251
9570775	BS-5057	9677110	BS-5749	9705610	BS-5139
9570810	BS-5058	9677114	BS-5749	9705675	BS-5139
9570875	BS-5058	9679911	BS-5127	9719510	BS-5257
9571010	BS-5081	9679914	BS-5127	9719611	BS-5195
9573614	BS-5147	9680410	BS-5282	9719614	BS-5195
9574210	BS-5497	9681610	BS-5718	9722510	BS-5508
9574521	BS-5083	9681710	BS-5693	9722610	BS-5489

# Umschlüsselungsliste / Cross list

9722611	BS-5489	9830420	BS-5201	9887331	BS-5688
9726330	BS-5666	9840210	BS-5498	9887430	BS-5778
9727910	BS-5715	9840410	BS-5277	9887431	BS-5778
9728510	BS-5724	9840411	BS-5277	9887630	BS-5046
9731414	BS-5199	9841110	BS-5289	9887631	BS-5046
9731424	BS-5199	9841110	BS-5061	9887730	BS-5721
9736714	BS-5503	9841111	BS-5061	9887731	BS-5721
9737710	BS-5103	9841111	BS-5289	9889414	BS-5840
9739510	BS-5291	9847510	BS-5290	9889475	BS-5840
9739511	BS-5291	9848310	BS-5337	9890314	BS-5455
9742180	BS-5184	9854510	BS-5318	9893120	BS-5152
9742181	BS-5184	9854610	BS-5191	9893210	BS-5153
9762811	BS-5100	9860110	BS-5248	9893710	BS-5141
9762814	BS-5100	9860111	BS-5248	9896010	BS-5346
9762910	BS-5247	9860910	BS-5621	9896110	BS-5787
9762911	BS-5247	9860911	BS-5621	9896120	BS-5787
9772010	BS-5226	9863310	BS-5270	9896510	BS-5653
9772011	BS-5226	9863311	BS-5270	9896920	BS-5036
9772710	BS-5789	9863510	BS-5354	9896921	BS-5036
9772711	BS-5789	9863511	BS-5354	9897710	BS-5221
9777710	BS-5220	9865610	BS-5190	9897711	BS-5221
9780611	BS-5222	9866510	BS-5361	9907710	BS-5182
9780614	BS-5222	9866511	BS-5361	9907711	BS-5182
9782110	BS-5082	9868011	BS-5773	9907810	BS-5231
9782310	BS-5601	9868014	BS-5773	9907811	BS-5231
9782311	BS-5601	9869011	BS-5279	9907910	BS-5349
9782510	BS-5317	9869075	BS-5279	9908010	BS-5311
9782575	BS-5317	9869511	BS-5028	9908610	BS-5242
9782610	BS-5662	9869514	BS-5028	9908611	BS-5242
9787910	BS-5811	9869780	BS-5335	9913010	BS-5299
9793310	BS-5796	9869781	BS-5335	9913011	BS-5299
9793910	BS-5474	9872610	BS-5602	9913111	BS-5389
9807110	BS-5134	9876010	BS-5024	9913114	BS-5389
9807111	BS-5134	9876011	BS-5024	9913210	BS-5138
9812711	BS-5610	9883714	BS-5347	9913380	BS-5491
9813721	BS-5214	9885210	BS-5192	9914210	BS-5487
9813724	BS-5214	9885211	BS-5192	9914310	BS-5243
9830310	BS-5038	9886410	BS-5727	9914311	BS-5243
9830311	BS-5038	9886411	BS-5727	9914511	BS-5043
9830411	BS-5201	9887330	BS-5688	9914514	BS-5043

# Umschlüsselungsliste / Cross list

9914910	BS-5281	9950811	BS-5256	9976160	BS-5446
9915920	BS-5307	9950814	BS-5256	9976810	BS-5285
9915976	BS-5307	9951014	BS-5388	9976811	BS-5285
9916211	BS-5605	9953411	BS-5334	9977210	BS-5016
9916214	BS-5605	9953414	BS-5334	9977211	BS-5016
9916510	BS-5383	9953710	BS-5343	9979310	BS-5609
9916511	BS-5383	9953720	BS-5343	9979311	BS-5609
9916710	BS-5041	9954110	BS-5390	9979710	BS-5846
9916711	BS-5041	9955410	BS-5677	9979711	BS-5846
9917211	BS-5603	9955520	BS-5223	9979810	BS-5379
9917214	BS-5603	9955710	BS-5699	9979910	BS-5397
9917311	BS-5400	9957310	BS-5783	9979911	BS-5397
9917314	BS-5400	9957311	BS-5783	9981710	BS-5015
9918510	BS-5353	9957410	BS-5119	9981711	BS-5015
9918511	BS-5353	9957411	BS-5119	9982410	BS-5379
9935010	BS-5241	9957420	BS-5358	9982520	BS-5635
9936211	BS-5792	9957421	BS-5358	9982521	BS-5635
9936214	BS-5792	9958111	BS-5410	9982710	BS-5303
9936810	BS-5325	9958114	BS-5410	9982711	BS-5303
9936811	BS-5325	9958210	BS-5356	9984810	BS-5302
9936910	BS-5294	9958511	BS-5313	9984811	BS-5302
9936911	BS-5294	9958514	BS-5313	9986711	BS-5284
9937321	BS-5118	9958711	BS-5264	9989510	BS-5404
9937421	BS-5821	9958914	BS-5394	9989511	BS-5404
9937424	BS-5821	9959810	BS-5480	9992211	BS-5074
9944211	BS-5357	9959811	BS-5480	9992311	BS-5634
9944214	BS-5357	9959910	BS-5365	9992511	BS-5073
9946411	BS-5005	9963134	BS-5841	9992814	BS-5415
9946414	BS-5005	9972610	BS-5761	9993111	BS-5612
9946421	BS-5252	9972611	BS-5761	9993114	BS-5612
9946424	BS-5252	9972714	BS-5496	9993511	BS-5812
9946811	BS-5006	9972811	BS-5655	9993514	BS-5812
9946814	BS-5006	9972814	BS-5655	9999110	BS-5407
9946820	BS-5253	9975011	BS-5769	9999111	BS-5407
9946821	BS-5253	9975014	BS-5769	9999610	BS-5711
9948310	BS-5399	9975211	BS-5772	9999611	BS-5711
9948311	BS-5399	9975214	BS-5772	9999710	BS-5476
9950310	BS-5485	9975510	BS-5429	9999810	BS-5391
9950510	BS-5604	9975511	BS-5429	<b>FERODO</b>	<b>ZEKERT</b>
9950511	BS-5604	9976010	BS-5447	DDF003	BS-5613

# Umschlüsselungsliste / Cross list

DDF042	BS-5068	DDF1105	BS-5662	DDF1184	BS-5727
DDF048	BS-5071	DDF1109	BS-5134	DDF1191	BS-5383
DDF053	BS-5768	DDF1110	BS-5206	DDF1201	BS-5231
DDF055	BS-5105	DDF1111	BS-5266	DDF1202	BS-5787
DDF066	BS-5013	DDF1112	BS-5347	DDF1203	BS-5277
DDF067	BS-5012	DDF1113	BS-5346	DDF1204	BS-5141
DDF080	BS-5120	DDF1117	BS-5660	DDF1209	BS-5467
DDF1000	BS-5249	DDF1121	BS-5610	DDF1210	BS-5389
DDF1005	BS-5139	DDF1124	BS-5214	DDF1211	BS-5243
DDF1008	BS-5489	DDF1125	BS-5361	DDF1212	BS-5138
DDF1009	BS-5508	DDF1126	BS-5362	DDF1214	BS-5221
DDF1011	BS-5093	DDF1128	BS-5372	DDF1215	BS-5605
DDF1012	BS-5094	DDF1129	BS-5355	DDF1216	BS-5353
DDF1014	BS-5257	DDF1130	BS-5354	DDF1217	BS-5311
DDF1026	BS-5240	DDF1131	BS-5248	DDF1218	BS-5043
DDF1026	BS-5805	DDF1132	BS-5038	DDF122	BS-5060
DDF1027	BS-5184	DDF1134	BS-5498	DDF122	BS-5788
DDF103	BS-5069	DDF1135	BS-5289	DDF1220	BS-5773
DDF1034	BS-5286	DDF1136	BS-5201	DDF1221	BS-5030
DDF1036	BS-5601	DDF1140	BS-5028	DDF1222	BS-5005
DDF1037	BS-5606	DDF1141	BS-5140	DDF1223	BS-5041
DDF1039	BS-5724	DDF1145	BS-5166	DDF1224	BS-5044
DDF1041	BS-5100	DDF1146	BS-5761	DDF1224	BS-5116
DDF1042	BS-5247	DDF1149	BS-5318	DDF1225	BS-5006
DDF1043	BS-5101	DDF1151	BS-5621	DDF1226	BS-5314
DDF1044	BS-5246	DDF1152	BS-5024	DDF1227	BS-5265
DDF1059	BS-5503	DDF1153	BS-5491	DDF1228	BS-5769
DDF1061	BS-5602	DDF1156	BS-5279	DDF1229	BS-5772
DDF1064	BS-5291	DDF1157	BS-5370	DDF1230	BS-5616
DDF1068	BS-5226	DDF116	BS-5033	DDF1231	BS-5677
DDF1072	BS-5222	DDF1163	BS-5270	DDF1232	BS-5780
DDF1076	BS-5310	DDF1164	BS-5337	DDF1234	BS-5417
DDF1078	BS-5299	DDF1166	BS-5245	DDF1235	BS-5675
DDF1079	BS-5298	DDF1169	BS-5192	DDF1239	BS-5349
DDF1080	BS-5811	DDF1171	BS-5153	DDF124	BS-5026
DDF1081	BS-5808	DDF1172	BS-5394	DDF1241	BS-5400
DDF1082	BS-5099	DDF1175	BS-5182	DDF1242	BS-5404
DDF1084	BS-5317	DDF1176	BS-5187	DDF1242	BS-5603
DDF1094	BS-5712	DDF1177	BS-5806	DDF1249	BS-5325
DDF1096	BS-5107	DDF1178	BS-5250	DDF1252	BS-5792

# Umschlüsselungsliste / Cross list

DDF1253	BS-5357	DDF1315	BS-5015	DDF1431	BS-5778
DDF1255	BS-5807	DDF1358	BS-5754	DDF1433	BS-5046
DDF1256	BS-5335	DDF137	BS-5087	DDF1434	BS-5721
DDF1257	BS-5399	DDF1371	BS-5302	DDF1435	BS-5689
DDF1258	BS-5771	DDF1372	BS-5505	DDF1436	BS-5821
DDF1261	BS-5294	DDF1374	BS-5307	DDF1437	BS-5118
DDF1263	BS-5635	DDF1375	BS-5738	DDF1442	BS-5812
DDF1268	BS-5485	DDF1376	BS-5758	DDF1446	BS-5352
DDF1269	BS-5699	DDF1376	BS-5681	DDF1447	BS-5273
DDF1270	BS-5223	DDF138	BS-5764	DDF1448	BS-5297
DDF1271	BS-5410	DDF1380	BS-5706	DDF1466	BS-5690
DDF1272	BS-5596	DDF1383	BS-5465	DDF1484	BS-5341
DDF1275	BS-5039	DDF1384	BS-5319	DDF1485	BS-5702
DDF1276	BS-5042	DDF1384	BS-5711	DDF1486	BS-5472
DDF1277	BS-5334	DDF1385	BS-5471	DDF1488	BS-5762
DDF1278	BS-5313	DDF1390	BS-5479	DDF1489	BS-5615
DDF1279	BS-5395	DDF1391	BS-5748	DDF1492	BS-5654
DDF128	BS-5076	DDF1393	BS-5474	DDF1493	BS-5157
DDF1282	BS-5496	DDF1394	BS-5725	DDF1493	BS-5207
DDF1283	BS-5717	DDF1396	BS-5241	DDF1494	BS-5796
DDF1286	BS-5356	DDF1397	BS-5701	DDF1496	BS-5366
DDF1287	BS-5365	DDF1399	BS-5674	DDF1500	BS-5161
DDF1288	BS-5382	DDF140	BS-5007	DDF1502	BS-5179
DDF1289	BS-5604	DDF1400	BS-5255	DDF1505	BS-5315
DDF1290	BS-5475	DDF1401	BS-5340	DDF1506	BS-5287
DDF1292	BS-5480	DDF1404	BS-5281	DDF1508	BS-5397
DDF1292	BS-5023	DDF1406	BS-5473	DDF1509	BS-5655
DDF1294	BS-5379	DDF1408LC1	BS-5784	DDF151	BS-5034
DDF1296	BS-5612	DDF1408RC1	BS-5793	DDF1520	BS-5752
DDF1297	BS-5783	DDF141	BS-5010	DDF1522	BS-5358
DDF1300	BS-5119	DDF1410	BS-5224	DDF1523	BS-5216
DDF1303	BS-5775	DDF1410	BS-5135	DDF1527	BS-5415
DDF1304	BS-5000	DDF1410	BS-5513	DDF1528	BS-5476
DDF1305	BS-5016	DDF1412	BS-5741	DDF1529	BS-5391
DDF1306	BS-5398	DDF1417	BS-5726	DDF1531	BS-5770
DDF1308	BS-5598	DDF1419	BS-5378	DDF1532	BS-5776
DDF1309	BS-5692	DDF1420	BS-5267	DDF1533	BS-5838
DDF1311	BS-5252	DDF1424	BS-5396	DDF1536	BS-5258
DDF1312	BS-5253	DDF1426	BS-5429	DDF1537	BS-5330
DDF1313	BS-5293	DDF1430	BS-5688	DDF1540	BS-5737



# Umschlüsselungsliste / Cross list

DDF1541	BS-5651	DDF1607	BS-5263	DDF1691	BS-5785
DDF1542	BS-5350	DDF1608	BS-5386	DDF1693	BS-5625
DDF1543	BS-5669	DDF1610	BS-5377	DDF1694	BS-5638
DDF1544	BS-5402	DDF1611	BS-5413	DDF1695	BS-5025
DDF1545	BS-5403	DDF1612	BS-5756	DDF1702	BS-5833
DDF1546	BS-5254	DDF1614	BS-5687	DDF17031	BS-5438
DDF1549	BS-5609	DDF1615	BS-5104	DDF1706	BS-5083
DDF1551	BS-5303	DDF1616	BS-5212	DDF1710	BS-5649
DDF1552	BS-5643	DDF1617	BS-5623	DDF1713	BS-5074
DDF1553	BS-5193	DDF1620	BS-5045	DDF1714	BS-5634
DDF1554	BS-5328	DDF1621	BS-5407	DDF1715	BS-5073
DDF1555	BS-5424	DDF1622	BS-5790	DDF1717	BS-5852
DDF1558	BS-5338	DDF1625	BS-5268	DDF1721C	BS-5622
DDF156	BS-5014	DDF1626	BS-5696	DDF1724	BS-5428
DDF1567	BS-5125	DDF1627	BS-5490	DDF1726	BS-5590
DDF1570	BS-5213	DDF1628	BS-5374	DDF1726	BS-5001
DDF1571	BS-5232	DDF1629	BS-5691	DDF1733	BS-5631
DDF1573	BS-5329	DDF1630	BS-5274	DDF1735	BS-5237
DDF1574	BS-5151	DDF1631	BS-5426	DDF1737	BS-5158
DDF1577	BS-5757	DDF1632	BS-5343	DDF1738	BS-5656
DDF1578	BS-5126	DDF1635	BS-5420	DDF1739C	BS-5162
DDF1579	BS-5036	DDF1636	BS-5390	DDF1740	BS-5312
DDF1579	BS-5449	DDF1640	BS-5423	DDF1743	BS-5145
DDF158	BS-5106	DDF1642	BS-5327	DDF175	BS-5070
DDF1580	BS-5392	DDF1645	BS-5419	DDF1752	BS-5729
DDF1587	BS-5507	DDF1646	BS-5430	DDF1755	BS-5663
DDF1589	BS-5183	DDF1647	BS-5324	DDF1757	BS-5433
DDF1591LC1	BS-5285	DDF1653	BS-5109	DDF1759	BS-5760
DDF1591RC1	BS-5284	DDF1658	BS-5645	DDF1761C	BS-5414
DDF1593	BS-5203	DDF1659	BS-5511	DDF1762	BS-5617
DDF1594	BS-5047	DDF1660	BS-5269	DDF1763	BS-5435
DDF1596	BS-5387	DDF1664	BS-5641	DDF1768	BS-5436
DDF1597	BS-5242	DDF1668	BS-5801	DDF1769C	BS-5774
DDF1598	BS-5143	DDF1671	BS-5509	DDF1776	BS-5683
DDF1599	BS-5136	DDF1672	BS-5633	DDF1778	BS-5493
DDF1599	BS-5408	DDF1676	BS-5636	DDF1779	BS-5723
DDF1600	BS-5300	DDF1677	BS-5360	DDF1780	BS-5483
DDF1601	BS-5108	DDF1681	BS-5264	DDF1787	BS-5640
DDF1603	BS-5261	DDF1687	BS-5487	DDF1788	BS-5380
DDF1606	BS-5405	DDF1688	BS-5639	DDF1789	BS-5333

# Umschlüsselungsliste / Cross list

DDF1794	BS-5262	DDF227	BS-5704	DDF492	BS-5168
DDF1795	BS-5667	DDF233	BS-5813	DDF495	BS-5749
DDF1799	BS-5244	DDF244	BS-5114	DDF496	BS-5149
DDF181	BS-5022	DDF248	BS-5003	DDF497	BS-5280
DDF1813	BS-5624	DDF249	BS-5002	DDF497	BS-5705
DDF1814	BS-5627	DDF255	BS-5121	DDF501	BS-5142
DDF1818	BS-5321	DDF258	BS-5004	DDF511	BS-5661
DDF1820	BS-5432	DDF259	BS-5175	DDF517	BS-5082
DDF1823	BS-5111	DDF260	BS-5174	DDF518	BS-5763
DDF1845	BS-5332	DDF262	BS-5626	DDF521	BS-5008
DDF1846	BS-5422	DDF267	BS-5176	DDF524	BS-5150
DDF1869	BS-5050	DDF281	BS-5040	DDF539	BS-5020
DDF1870	BS-5051	DDF283	BS-5713	DDF540	BS-5059
DDF1871	BS-5755	DDF292	BS-5765	DDF542	BS-5767
DDF1872	BS-5052	DDF318	BS-5084	DDF562	BS-5095
DDF1885	BS-5672	DDF319	BS-5081	DDF565	BS-5682
DDF1886	BS-5779	DDF321	BS-5080	DDF596	BS-5501
DDF1893	BS-5697	DDF324	BS-5078	DDF600	BS-5173
DDF1902	BS-5732	DDF328	BS-5063	DDF605	BS-5123
DDF1903	BS-5406	DDF330	BS-5600	DDF614	BS-5497
DDF192	BS-5113	DDF347	BS-5719	DDF619	BS-5739
DDF193	BS-5077	DDF355	BS-5128	DDF658	BS-5133
DDF1940	BS-5259	DDF364	BS-5057	DDF672	BS-5709
DDF1945	BS-5642	DDF370	BS-5037	DDF678	BS-5180
DDF1954	BS-5499	DDF385	BS-5734	DDF679	BS-5181
DDF1955	BS-5733	DDF390	BS-5680	DDF684	BS-5700
DDF1965	BS-5434	DDF393	BS-5306	DDF687	BS-5803
DDF2001	BS-5220	DDF395	BS-5698	DDF694	BS-5671
DDF2004	BS-5637	DDF413	BS-5344	DDF695	BS-5103
DDF2005	BS-5271	DDF4131	BS-5588	DDF697	BS-5160
DDF2006	BS-5648	DDF415	BS-5502	DDF698	BS-5159
DDF205	BS-5089	DDF426	BS-5096	DDF701	BS-5759
DDF206	BS-5035	DDF427	BS-5092	DDF702	BS-5512
DDF207	BS-5088	DDF447	BS-5686	DDF703	BS-5742
DDF210	BS-5018	DDF450	BS-5164	DDF715	BS-5137
DDF211	BS-5611	DDF460	BS-5693	DDF717	BS-5171
DDF214	BS-5115	DDF468	BS-5131	DDF722	BS-5718
DDF215	BS-5456	DDF479	BS-5058	DDF738	BS-5218
DDF220	BS-5011	DDF482	BS-5745	DDF755	BS-5685
DDF221	BS-5017	DDF485	BS-5504	DDF759	BS-5196

# Umschlüsselungsliste / Cross list

DDF761	BS-5710	DDF928	BS-5251	DF1434	BS-5202
DDF762	BS-5086	DDF929	BS-5032	DF1436	BS-5686
DDF767	BS-5152	DDF959	BS-5177	DF1437	BS-5181
DDF769	BS-5658	DDF963	BS-5809	DF1443	BS-5133
DDF780	BS-5219	DDF978	BS-5715	DF1516	BS-5069
DDF794	BS-5147	DDF991	BS-5607	DF1517	BS-5070
DDF794	BS-5777	DDF992	BS-5146	DF1518	BS-5068
DDF795	BS-5810	DDF993	BS-5191	DF1521	BS-5071
DDF799	BS-5740	DDF995	BS-5117	DF1526	BS-5076
DDF799	BS-5205	FCR116A	BS-5055	DF1529	BS-5087
DDF811	BS-5163	FCR118A	BS-5766	DF1530	BS-5077
DDF812	BS-5127	FCR140A	BS-5443	DF1532	BS-5089
DDF814	BS-5217	FCR153A	BS-5199	DF1533	BS-5088
DDF819	BS-5062	FCR154A	BS-5054	DF1537	BS-5003
DDF824	BS-5202	FCR184A	BS-5595	DF1538	BS-5004
DDF826	BS-5282	FCR191A	BS-5290	DF1539	BS-5002
DDF829	BS-5172	FCR209A	BS-5445	DF1574	BS-5613
DDF830	BS-5194	FCR227A	BS-5200	DF1577	BS-5055
DDF831	BS-5789	FCR310A	BS-5256	DF1581	BS-5026
DDF834	BS-5209	FCR311A	BS-5599	DF1583	BS-5060
DDF835	BS-5211	FCR312A	BS-5388	DF1583	BS-5788
DDF836	BS-5210	FCR316A	BS-5619	DF1584	BS-5768
DDF845	BS-5072	FCR317A	BS-5447	DF1585	BS-5022
DDF846	BS-5198	FCR321A	BS-5446	DF1593	BS-5096
DDF847	BS-5197	FCR339A	BS-5653	DF1596	BS-5092
DDF848	BS-5067	FCR340A	BS-5666	DF1608	BS-5033
DDF849	BS-5075	<b>TEXTAR</b>	<b>ZEKERT</b>	DF1609	BS-5034
DDF849	BS-5597	92061900	BS-5744	DF1620	BS-5037
DDF854	BS-5190	<b>TRW</b>	<b>ZEKERT</b>	DF1622	BS-5067
DDF860	BS-5238	DB4443	BS-5714	DF1623	BS-5075
DDF861	BS-5239	DF1013	BS-5105	DF1623	BS-5597
DDF866	BS-5799	DF1016	BS-5106	DF1624	BS-5063
DDF867	BS-5227	DF1220	BS-5113	DF1625	BS-5035
DDF869	BS-5230	DF1221	BS-5115	DF1647	BS-5765
DDF870	BS-5229	DF1416	BS-5816	DF1653	BS-5764
DDF872	BS-5204	DF1418	BS-5501	DF1654	BS-5040
DDF874	BS-5165	DF1423	BS-5588	DF1669	BS-5128
DDF886	BS-5225	DF1428	BS-5745	DF1674	BS-5120
DDF887	BS-5021	DF1430	BS-5512	DF1697	BS-5121
DDF927	BS-5031	DF1431	BS-5142	DF1723	BS-5839

# Umschlüsselungsliste / Cross list

DF1725	BS-5893	DF2635	BS-5685	DF2768	BS-5211
DF1725	BS-5913	DF2645	BS-5600	DF2769	BS-5209
DF1739	BS-5012	DF2646	BS-5131	DF2771	BS-5194
DF1745	BS-5007	DF2650	BS-5078	DF2772	BS-5217
DF1747	BS-5010	DF2651	BS-5080	DF2773	BS-5163
DF1748	BS-5456	DF2652	BS-5083	DF2776	BS-5198
DF1749	BS-5014	DF2653	BS-5020	DF2777	BS-5197
DF1790	BS-5013	DF2654	BS-5059	DF2778	BS-5099
DF1802	BS-5713	DF2656	BS-5848	DF2778S	BS-5099
DF1803	BS-5626	DF2658	BS-5147	DF2780	BS-5127
DF1924	BS-5502	DF2661	BS-5700	DF2781	BS-5230
DF1953	BS-5813	DF2665	BS-5095	DF2782	BS-5229
DF1958	BS-5856	DF2669	BS-5682	DF2783	BS-5210
DF1965	BS-5815	DF2671	BS-5123	DF2784	BS-5225
DF1967	BS-5178	DF2674	BS-5497	DF2787	BS-5443
DF2024	BS-5164	DF2674S	BS-5497	DF2790	BS-5199
DF2389S	BS-5328	DF2679	BS-5739	DF2791S	BS-5165
DF2390S	BS-5424	DF2683	BS-5146	DF2792	BS-5204
DF2555	BS-5018	DF2686	BS-5008	DF2794	BS-5239
DF2556	BS-5611	DF2702	BS-5749	DF2797	BS-5238
DF2557	BS-5017	DF2704	BS-5149	DF2803	BS-5031
DF2566	BS-5011	DF2705	BS-5150	DF2804	BS-5251
DF2571	BS-5698	DF2714	BS-5159	DF2805	BS-5032
DF2574	BS-5173	DF2718	BS-5710	DF2806	BS-5195
DF2575	BS-5680	DF2719	BS-5705	DF2808	BS-5249
DF2576	BS-5704	DF2720	BS-5160	DF2810	BS-5093
DF2581	BS-5114	DF2721	BS-5152	DF2812	BS-5201
DF2586	BS-5107	DF2722	BS-5153	DF2813	BS-5809
DF2587	BS-5767	DF2723	BS-5658	DF2815	BS-5117
DF2590	BS-5175	DF2730	BS-5196	DF3021	BS-5168
DF2591	BS-5174	DF2734	BS-5086	DF3027	BS-5759
DF2592	BS-5176	DF2742	BS-5740	DF3028	BS-5219
DF2595S	BS-5602	DF2742	BS-5205	DF3031	BS-5693
DF2597	BS-5763	DF2745	BS-5742	DF3049	BS-5734
DF2598	BS-5084	DF2752	BS-5072	DF3089	BS-5306
DF2599	BS-5081	DF2753	BS-5021	DF3091	BS-5504
DF2601	BS-5082	DF2754	BS-5841	DF3092	BS-5180
DF2614	BS-5847	DF2755	BS-5810	DF3109	BS-5661
DF2622	BS-5057	DF2757	BS-5062	DF3112	BS-5718
DF2623	BS-5058	DF2767	BS-5789	DF3118	BS-5134

# Umschlüsselungsliste / Cross list

DF3119	BS-5282	DF4112	BS-5317	DF4202	BS-5811
DF4000	BS-5171	DF4115	BS-5489	DF4203	BS-5808
DF4005	BS-5709	DF4116	BS-5607	DF4204	BS-5352
DF4007	BS-5712	DF4117	BS-5715	DF4215	BS-5370
DF4012	BS-5218	DF4119	BS-5662	DF4216	BS-5346
DF4017	BS-5803	DF4122	BS-5187	DF4217	BS-5347
DF4018	BS-5227	DF4123	BS-5310	DF4218	BS-5362
DF4019	BS-5799	DF4133	BS-5255	DF4221	BS-5621
DF4020	BS-5190	DF4144S	BS-5766	DF4225	BS-5355
DF4022	BS-5139	DF4147	BS-5361	DF4234	BS-5596
DF4027	BS-5030	DF4149S	BS-5610	DF4236	BS-5354
DF4028	BS-5172	DF4150	BS-5601	DF4238	BS-5270
DF4029	BS-5671	DF4152	BS-5677	DF4240	BS-5675
DF4030	BS-5103	DF4153	BS-5719	DF4245	BS-5166
DF4034	BS-5286	DF4155	BS-5365	DF4246	BS-5294
DF4036	BS-5222	DF4156	BS-5496	DF4248S	BS-5787
DF4039	BS-5806	DF4158	BS-5757	DF4249S	BS-5311
DF4042	BS-5100	DF4159	BS-5711	DF4253	BS-5337
DF4045	BS-5257	DF4160	BS-5341	DF4254	BS-5672
DF4046	BS-5291	DF4161	BS-5353	DF4258S	BS-5245
DF4047	BS-5094	DF4163	BS-5318	DF4261	BS-5792
DF4048	BS-5247	DF4165	BS-5248	DF4262S	BS-5279
DF4050	BS-5101	DF4169	BS-5177	DF4263	BS-5598
DF4051	BS-5246	DF4170	BS-5192	DF4265S	BS-5605
DF4053S	BS-5299	DF4172	BS-5191	DF4266	BS-5382
DF4054	BS-5226	DF4178	BS-5193	DF4270	BS-5633
DF4066	BS-5298	DF4180	BS-5289	DF4271	BS-5042
DF4075	BS-5137	DF4180	BS-5061	DF4274BS	BS-5232
DF4083	BS-5741	DF4182S	BS-5498	DF4275S	BS-5141
DF4087S	BS-5200	DF4183	BS-5024	DF4276	BS-5044
DF4088S	BS-5054	DF4184	BS-5028	DF4277	BS-5394
DF4089S	BS-5290	DF4185	BS-5250	DF4278	BS-5717
DF4090	BS-5796	DF4186	BS-5780	DF4281	BS-5273
DF4093	BS-5508	DF4187S	BS-5335	DF4282	BS-5733
DF4100	BS-5751	DF4189	BS-5807	DF4283	BS-5119
DF4102	BS-5281	DF4190	BS-5491	DF4284	BS-5604
DF4104	BS-5182	DF4191	BS-5754	DF4286	BS-5297
DF4107	BS-5455	DF4193	BS-5140	DF4287	BS-5207
DF4108	BS-5840	DF4195	BS-5606	DF4291	BS-5349
DF4110	BS-5214	DF4198	BS-5372	DF4293	BS-5383

# Umschlüsselungsliste / Cross list

DF4294	BS-5041	DF4394	BS-5669	DF4472S	BS-5851
DF4295	BS-5043	DF4402	BS-5690	DF4480	BS-5615
DF4308S	BS-5357	DF4403	BS-5379	DF4483	BS-5242
DF4310S	BS-5846	DF4409	BS-5390	DF4484	BS-5145
DF4312	BS-5356	DF4410	BS-5350	DF4485	BS-5138
DF4315	BS-5660	DF4414BS	BS-5213	DF4486	BS-5366
DF4316	BS-5325	DF4416	BS-5397	DF4487S	BS-5392
DF4323	BS-5612	DF4417	BS-5473	DF4493	BS-5402
DF4328	BS-5313	DF4419	BS-5267	DF4494	BS-5047
DF4335	BS-5726	DF4420	BS-5254	DF4496	BS-5343
DF4336	BS-5654	DF4422	BS-5265	DF4498	BS-5817
DF4338	BS-5303	DF4424	BS-5006	DF4499	BS-5184
DF4339	BS-5429	DF4426	BS-5307	DF4500	BS-5143
DF4340S	BS-5302	DF4428	BS-5479	DF4503	BS-5681
DF4342S	BS-5046	DF4431	BS-5820	DF4503	BS-5758
DF4344	BS-5293	DF4432S	BS-5396	DF4506	BS-5243
DF4345	BS-5722	DF4435	BS-5241	DF4508	BS-5503
DF4347	BS-5724	DF4438	BS-5748	DF4509	BS-5857
DF4351	BS-5039	DF4439	BS-5395	DF4533	BS-5805
DF4353	BS-5287	DF4441	BS-5472	DF4550	BS-5221
DF4356	BS-5417	DF4442	BS-5161	DF4552	BS-5797
DF4357	BS-5465	DF4443	BS-5480	DF4553	BS-5696
DF4358S	BS-5334	DF4445S	BS-5015	DF4558	BS-5398
DF4359	BS-5400	DF4446	BS-5858	DF4561	BS-5706
DF4361	BS-5603	DF4447	BS-5769	DF4698	BS-5223
DF4363	BS-5812	DF4448	BS-5775	DF4710	BS-5358
DF4364	BS-5231	DF4449	BS-5772	DF4741	BS-5045
DF4367	BS-5692	DF4450	BS-5609	DF4745	BS-5036
DF4371	BS-5404	DF4451	BS-5616	DF4750	BS-5111
DF4372	BS-5314	DF4452BS	BS-5216	DF4750	BS-5820
DF4373	BS-5277	DF4453	BS-5771	DF4751S	BS-5866
DF4376	BS-5655	DF4455	BS-5736	DF4751S	BS-5893
DF4379	BS-5378	DF4457	BS-5407	DF4752	BS-5151
DF4381	BS-5179	DF4458	BS-5485	DF4760S	BS-5793
DF4384	BS-5252	DF4459	BS-5258	DF4762S	BS-5284
DF4385	BS-5253	DF4463	BS-5790	DF4763S	BS-5285
DF4386	BS-5389	DF4464S	BS-5016	DF4764S	BS-5784
DF4388	BS-5783	DF4465	BS-5005	DF4766	BS-5212
DF4392S	BS-5410	DF4469	BS-5415	DF4770	BS-5109
DF4393	BS-5773	DF4471S	BS-5838	DF4771S	BS-5108

# Umschlüsselungsliste / Cross list

DF4790	BS-5688	DF4857S	BS-5432	DF4973	BS-5135
DF4792S	BS-5721	DF4862S	BS-5638	DF4974S	BS-5162
DF4794	BS-5778	DF4863S	BS-5853	DF4980	BS-5640
DF4796	BS-5000	DF4870	BS-5319	DF4982	BS-5683
DF4799	BS-5623	DF4878	BS-5859	DF4983S	BS-5315
DF4801	BS-5860	DF4882	BS-5220	DF4984S	BS-5447
DF4803	BS-5262	DF4885S	BS-5727	DF4985S	BS-5446
DF4805	BS-5785	DF4887	BS-5725	DF4986S	BS-5409
DF4806	BS-5723	DF4896	BS-5645	DF4988S	BS-5619
DF4807S	BS-5852	DF4899	BS-5702	DF4989S	BS-5428
DF4808	BS-5801	DF4903S	BS-5499	DF4995S	BS-5622
DF4809	BS-5332	DF4906	BS-5779	DF6007	BS-5699
DF4809	BS-5408	DF4913	BS-5513	DF6008S	BS-5732
DF4810	BS-5333	DF4914S	BS-5624	DF6013S	BS-5776
DF4811	BS-5380	DF4917	BS-5648	DF6015S	BS-5641
DF4813S	BS-5625	DF4919S	BS-5388	DF6023	BS-5487
DF4814	BS-5483	DF4920	BS-5321	DF6024	BS-5269
DF4815	BS-5762	DF4922	BS-5637	DF6031	BS-5425
DF4816	BS-5360	DF4923	BS-5271	DF6034S	BS-5477
DF4821S	BS-5329	DF4924S	BS-5756	DF6040	BS-5391
DF4822S	BS-5256	DF4928S	BS-5268	DF6042BS	BS-5025
DF4823S	BS-5599	DF4929	BS-5510	DF6049	BS-5330
DF4824	BS-5752	DF4930S	BS-5418	DF6051	BS-5449
DF4825	BS-5377	DF4931	BS-5617	DF6055	BS-5300
DF4828S	BS-5430	DF4932	BS-5023	DF6063	BS-5649
DF4829	BS-5422	DF4933	BS-5136	DF6072	BS-5001
DF4830	BS-5419	DF4939S	BS-5340	DF6077S	BS-5774
DF4836S	BS-5761	DF4943S	BS-5433	DF6081S	BS-5475
DF4837	BS-5338	DF4944S	BS-5434	DF6108S	BS-5274
DF4839	BS-5261	DF4946	BS-5729	DF6110	BS-5631
DF4842	BS-5507	DF4947	BS-5639	DF6120	BS-5632
DF4845	BS-5224	DF4954S	BS-5118	DF6121	BS-5038
DF4848	BS-5842	DF4957S	BS-5667	DF6123	BS-5157
DF4849S	BS-5104	DF4958S	BS-5436	DF6128BS	BS-5237
DF4850S	BS-5125	DF4961	BS-5266	DF6129	BS-5126
DF4852S	BS-5634	DF4962S	BS-5636	DF6131S	BS-5872
DF4853S	BS-5074	DF4963	BS-5158	DF6131S	BS-5894
DF4854S	BS-5073	DF4964	BS-5183	DF6135	BS-5678
DF4855S	BS-5782	DF4965S	BS-5244	DF6139	BS-5630
DF4856S	BS-5791	DF4966	BS-5656	DF6142	BS-5259

# Umschlüsselungsliste / Cross list

DF6143S	BS-5894	DF6335S	BS-5595	DF7175	BS-5673
DF6143S	BS-5873	DF6340	BS-5052	DF7178	BS-5374
DF6145	BS-5665	DF6342	BS-5826	DF7209	BS-5367
DF6146S	BS-5822	DF6350	BS-5486	DF7218	BS-5399
DF6148	BS-5845	DF6351	BS-5441	DF7222S	BS-5629
DF6149S	BS-5781	DF6360	BS-5684	DF7243	BS-5280
DF6174	BS-5327	DF6363	BS-5755	DF7257	BS-5403
DF6176	BS-5431	DF6378	BS-5695	DF7266	BS-5701
DF6178	BS-5854	DF6385	BS-5437	DF7276	BS-5674
DF6180S	BS-5387	DF6399	BS-5312	DF7305S	BS-5643
DF6184	BS-5590	DF6415	BS-5234	DF7328	BS-5697
DF6185S	BS-5263	DF6416	BS-5414	DF7329	BS-5324
DF6187	BS-5844	DF6425	BS-5413	DF7340	BS-5627
DF6191S	BS-5393	DF6437	BS-5495	DF7351S	BS-5635
DF6198	BS-5276	DF6441	BS-5707	DF7352	BS-5770
DF6200	BS-5594	DF6446	BS-5323	DF7367	BS-5894
DF6205	BS-5490	DF6471	BS-5589	DF7367	BS-5866
DF6216	BS-5843	DF6478S	BS-5614	DF7371S	BS-5420
DF6222	BS-5426	DF6482	BS-5855	DF7374	BS-5386
DF6229	BS-5476	DF6489S	BS-5795	DF7381	BS-5405
DF6234	BS-5670	DF6498S	BS-5728	DF7475	BS-5050
DF6239S	BS-5794	DF6503	BS-5887	DF7478	BS-5679
DF6239S	BS-5440	DF6503	BS-5894	DF7680	BS-5651
DF6242S	BS-5620	DF6506S	BS-5689	DF7819	BS-5642
DF6251	BS-5203	DF6507S	BS-5821	DF7827	BS-5872
DF6253S	BS-5505	DF6534	BS-5890	DF7827	BS-5894
DF6259	BS-5511	DF6534	BS-5913	DF7898	BS-5919
DF6260	BS-5049	DF6627	BS-5800	DF7911	BS-5116
DF6264	BS-5760	DF6679	BS-5750	DF7919	BS-5824
DF6265	BS-5460	DF6690	BS-5509	DF7923	BS-5051
DF6282	BS-5240	DF7006	BS-5816	DF7928	BS-5275
DF6289	BS-5470	DF7028	BS-5206	DF7996	BS-5442
DF6290	BS-5406	DF7061S	BS-5471	DF8043	BS-5746
DF6295	BS-5438	DF7065	BS-5802	DF8056	BS-5894
DF6306	BS-5439	DF7069	BS-5474	DF8056	BS-5893
DF6317	BS-5468	DF7089	BS-5457		
DF6319	BS-5703	DF7114	BS-5344		
DF6324	BS-5663	DF7127	BS-5777		
DF6325	BS-5492	DF7163	BS-5737		
DF6326	BS-5435	DF7170	BS-5644		